



HAL
open science

Mineral–organic associations are enriched in both microbial metabolites and plant residues in a subtropical soil profile under no-tillage and legume cover cropping

M. Veloso, D. Angers, M. Chantigny, C. Bayer

► To cite this version:

M. Veloso, D. Angers, M. Chantigny, C. Bayer. Mineral–organic associations are enriched in both microbial metabolites and plant residues in a subtropical soil profile under no-tillage and legume cover cropping. *Soil Research*, 2022, 60 (6), pp.590-600. 10.1071/SR21151 . hal-03684015

HAL Id: hal-03684015

<https://hal.science/hal-03684015v1>

Submitted on 19 Sep 2022

HAL is a multi-disciplinary open access archive for the deposit and dissemination of scientific research documents, whether they are published or not. The documents may come from teaching and research institutions in France or abroad, or from public or private research centers.

L'archive ouverte pluridisciplinaire **HAL**, est destinée au dépôt et à la diffusion de documents scientifiques de niveau recherche, publiés ou non, émanant des établissements d'enseignement et de recherche français ou étrangers, des laboratoires publics ou privés.

1 **Mineral-organic associations are enriched in both microbial metabolites and plant residues**
2 **in a subtropical soil profile under no-tillage and legume cover cropping**

3

4 **M. G. Veloso^{1*}, D. A. Angers², M. H. Chantigny², C. Bayer³**

5

6 ¹ Institut Polytechnique UniLaSalle, Unité Aghyle, Campus Rouen, 76130, Mont-Saint-Aignan,
7 Normandie, France

8 ² Quebec Research and Development Centre, Agriculture and Agri-Food Canada, 2560
9 Hochelaga Blvd, Québec, QC, G1V 2J3, Canada

10 ³ Federal University of Rio Grande do Sul, Department of Soil Sciences, 7712 Bento Gonçalves
11 Avenue, CEP 91540-000, Porto Alegre, RS, Brazil

12

13

14 * Corresponding author. E-mail address: murilo.veloso@unilasalle.fr

15

16 **SUMMARY TEXT FOR THE TABLE OF CONTENTS**

17

18 Long-term carbon stabilisation in tropical and subtropical soils rests on the formation of mineral–
19 organic associations (MOAs), compounded by residues of plants and microorganisms. We
20 sampled soil profiles in a long-term field experiment to evaluate if different soil managements
21 affect these residues and consequent impact on the MOAs. Our findings highlight that the carbon
22 accumulation is due to MOAs formation which is composed of both plant and microbial residues
23 and is positively influenced by no-tillage and legume cover crops.

24

25 **Mineral-organic associations are enriched in both microbial metabolites and plant residues**
26 **in a subtropical soil profile under no-tillage and legume cover cropping**

27

28 **Abstract**

29 The implementation of no-tillage (NT) coupled with legume cover cropping results in high
30 carbon sequestration rates in soils of Southern Brazil. We hypothesized that this effect is due to
31 the formation of mineral-organic associations (MOAs) through the enrichment in plant and
32 microbial residues, arising from the absence of tillage and the presence of high-quality legume
33 residues. We sampled soil profiles in a long-term field experiment, and used density and particle
34 size fractionation in combination with carbohydrate analyses to compare the effect of conventional
35 tillage (CT) vs. NT, combined or not with legume cover cropping, and combined or not with
36 mineral N fertilization. Both NT and the presence of legume cover crops favoured the
37 accumulation and enrichment in plant-derived carbohydrates in the surface soil layer (0–5 cm),
38 due to the accumulation of plant residues. The ratio of microbe-derived carbohydrates (galactose,
39 manose, fucose and rhamnose) to plant-derived carbohydrates (arabinose and xylose) increased
40 with soil depth indicating that the soil C is more microbially processed at depth than at the surface.
41 Conservation management systems also increased soil C at depth and this was most visible in the
42 clay fraction, suggesting that additional C is relatively stable (mineral-organic associations). The
43 additional clay-size C accumulating at depth under conservation treatments is of both microbial
44 and plant origin. Our results support, with field-based data, the current hypothesis that mineral-
45 associated C is composed of both plant and microbial residues, and is positively influenced by
46 conservation management practices.

47 **Keywords:** organo-mineral associations, soil carbohydrates, soil organic carbon accumulation,
48 no-till, cover crops, plant residues, microbial residues, soil management, legumes

49 **Introduction**

50 The Paris climate agreement aims at holding global warming below 2 °C with efforts to
51 limit it to 1.5 °C (Rogelj et al., 2016). The soil organic carbon (SOC) pool might function as a
52 significant sink for atmospheric carbon dioxide (CO₂) and contribute to mitigate anthropogenic
53 greenhouse gas emissions, provided that soil be properly managed (Lal, 2004). Changing
54 agricultural practices represents one of the low-cost solutions proposed by Brazil to sequester
55 carbon in soil and mitigate global warming (Brazil Ministry of the Environment, 2015).

56 Conversion from CT to NT is an important measure resulting in mean SOC sequestration
57 rates of 0.32 and 0.48 Mg ha⁻¹ year⁻¹ in tropical and subtropical regions, respectively, in the top
58 20 cm of soil (Bayer et al., 2006). Recently, it was demonstrated that combining legume cover
59 cropping with NT and N fertilization may result in SOC sequestration rates up to 1.15 Mg ha⁻¹
60 year⁻¹ in subtropical soils down to 100 cm in the soil profile (Velooso et al., 2018).

61 Previous studies have shown that mineral-organic associations (MOAs) are composed
62 largely of microbial residues (Puget et al., 1998; Kogel-Knabner et al., 2008; Rumpel et al., 2010).
63 Moreover, labile plant residues can induce microbial growth and have high microbial use
64 efficiency, thereby favoring C accumulation through the formation of stable MOAs (Rumpel et
65 al., 2010; Cotrufo et al., 2013). Formation of MOAs appears to be an important mechanism of C
66 stabilization in tropical and subtropical soils as 65 to 92% of SOC in these soils is associated with
67 kaolinite and Fe/Al oxides as the major clay constituents (Amado et al., 2006). However, recent
68 studies have also shown that the persistent SOC is not composed exclusively of compounds
69 derived from microbial activity but that plant-derived compounds contribute directly to MOAs
70 even after several decades of degradation (e.g. Barré et al., 2018; Angst et al., 2021).

71 Carbohydrate analysis can be used to investigate the contribution of microbial products to
72 SOC in MOAs. Carbohydrates containing hexoses such as galactose (G), mannose (M), fucose (F)
73 and rhamnose (R) are considered to be synthesized predominantly by microorganisms, whereas
74 carbohydrates containing pentoses such as arabinose (A) and xylose (X) are synthesized
75 predominantly by plants (Oades and Wagner, 1971; Chesire, 1979). Thus, the GMFR/AX and
76 GM/AX ratios have been used to estimate the relative contribution of microbial vs. plant derived
77 carbohydrates in soils (Rumpel et al., 2010; Martins et al., 2012; Samson et al., 2020).

78 Our goal was to investigate the impact of cropping systems involving a cover crop of high
79 residue lability associated with no-tillage (NT) on the accumulation of mineral-associated C and
80 its associated carbohydrates, allowing to distinguish plant and microbe-derived residues. Using a
81 long-term field experiment, we evaluated the effect of CT vs. NT, with or without legume cover
82 cropping, on carbohydrate in SOC (in whole soil and MOAs), and in surface and sub-surface soil
83 layers of a subtropical Acrisol in Southern Brazil.

84

85 **Material and methods**

86 *Description of the experiment*

87 The study was conducted in a long-term experiment (30 years) located at the Agronomic
88 Experimental Station of the Federal University of Rio Grande do Sul, in Eldorado do Sul–RS
89 (30°06'S, 51°40'W and altitude of 96 m). The climate is subtropical (Cfa according to the Köppen
90 classification), with mean annual temperature and annual rainfall of 19.4 °C and 1440 mm,
91 respectively. The soil of the experiment is classified as sandy clay loam granite-derived Acrisol
92 (FAO, 2015). However, there is an increase in clay content down the soil profile, from 217 g kg⁻¹
93 at 0–5 cm, 394 g kg⁻¹ at 20–30 cm and reaching 511 g kg⁻¹ at 75–100 cm. The main clay minerals
94 are kaolinite (720 g kg⁻¹) and iron oxides (109 g kg⁻¹) (Bayer et al., 2001).

95 Until 1969, the area was under native grassland (mainly *Paspalum* and *Andropogon*). In
96 the following 16 years, the soil was under intensive plowing and disking operations with annual
97 cropping, and was seriously degraded at the time of establishment of a factorial experiment in
98 1985.

99 The experimental treatments comprised two tillage practices, CT and NT, applied in main
100 plots of 15 × 20 m, which were divided in three 5 × 20 m subplots to compare three crop
101 succession: black oats (*Avena strigosa* Schreb) – maize (*Zea mays* L.) (O/M); vetch (*Vicia sativa*
102 L.) – maize (V/M); oats + vetch – maize + cowpea (*Vigna unguiculata* (L.) Walp) (OV/MC). Each
103 subplot of the six tillage-cropping combinations were divided in two 5 × 10 m sub-subplots
104 receiving either 0 or 180 kg ha⁻¹ of urea-N (0N and 180N), band-applied in the maize crop. The
105 experimental design was a split-split plot with three replicates arranged in randomized complete
106 blocks.

107 Winter cover crops were sown in April-May, at a seed rate of 80 kg ha⁻¹ for oats, 70 kg
108 ha⁻¹ for vetch, and 30+40 kg ha⁻¹ for the oats+vetch combination. The cover crops were cut with
109 a knife roller at the flowering stage (September-October). Tillage treatments and maize sowing
110 were usually performed 1 to 3 weeks later. In CT, operations included plowing to 17-cm depth to
111 incorporate cover crop residues, and two disking passes to 10 cm to prepare seedbed. In NT, soil
112 was not disturbed and crop residues left on the surface, except on plant rows for seeding. Maize
113 was planted at a row-spacing of 90 cm, with a targeted density of 50–70 thousand plants per
114 hectare. Fifty kg ha⁻¹ of P₂O₅ and 50 kg ha⁻¹ of K₂O were applied at planting. In OV/MC, cowpea
115 was sown 20–30 days after maize planting, in maize inter-rows with 40 cm between plants on the
116 row. After maize harvesting, cowpea reached full development and was terminated with a knife
117 roller immediately before the establishment of oats and vetch.

118 Annual C inputs in the cropping systems were calculated using a database compiling
119 information since inception of the experiment in 1985 (Zanatta et al., 2007), and updated until year
120 2014 (Veloso et al., 2018). Annual C input from roots was estimated to be 30% of C input from
121 aboveground plant parts (Zanatta et al., 2007). The C input in CT O/M 0N, NT O/M 0N, NT
122 OV/MC 0N and NT OV/MC 180N was 4.8, 5.2, 9.2 and 10.2 Mg ha⁻¹ yr⁻¹.

123

124 *Soil Neutral Carbohydrates*

125 Carbohydrates extractable with strong acid are considered to represent the total
126 carbohydrates in the soil (Lowe, 1993). The method described by (Chantigny and Angers, 2008)
127 was used for this determination. Specifically, 2 g of air-dried and finely ground (<0.15-mm) whole
128 soil, and 1 g of fine silt and clay-sized MOAs were placed in 50-mL centrifuge tubes. Eight mL of
129 12 mol L⁻¹ H₂SO₄ were added to whole soil, and 4 mL to fine silt and clay fractions. The soil and
130 acid were gently mixed with a glass rod to ensure that the soil was completely moistened with the
131 acid. The tubes were loosely capped and left on the bench for 2 h. After this period, the slurry were
132 transferred into a 250-mL centrifuge bottles by washing the tube with 184 mL of deionized water
133 to bring the solution to 0.5 mol L⁻¹ H₂SO₄. The bottles were sealed and placed in an oven set at
134 85°C for 24 h. After cooling, the bottles were centrifuged at 16,000 × g for 10 min. A 15-mL
135 aliquot of the supernatant was transferred to plastic vials and stored at -20 °C for subsequent
136 analysis.

137 Soil carbohydrates were analyzed based on the methods of Martens and Loeffelmann
138 (2002) and (Chantigny and Angers, 2008). Briefly, 5 mL of soil hydrolysate was transferred in a
139 50-mL beaker and neutralized to pH 6.5-7.0 by dropwise addition of 0.5 mol L⁻¹ NaOH solution.
140 The volume of NaOH solution used was recorded to adjust calculation of carbohydrate

141 concentrations. The neutralized solution was filtered using Whatman no. 42 filter paper.
142 Approximately 2.5 mL of this filtrate was passed through a strong cation solid-phase exchange
143 resin and collected in a 3-mL polypropylene Eppendorf vial. The cation-purified solution was then
144 passed through a strong anion solid-phase exchange resin and collected in a new Eppendorf vial.

145 The monosaccharides present in the purified solutions were quantified using a liquid anion-
146 exchange chromatograph with pulsed amperometric detection (Model Dionex ICS 5000+, Thermo
147 Scientific, Sunnyvale, CA) equipped with automated sampler. The monosaccharide separation was
148 performed with a CarboPac-PA1 pre-column (4 by 50 mm) in series with an analytical column (4
149 by 250 mm) and 10 μ L injection loop. As eluents, we used 20 and 500 mmol L⁻¹ NaOH solutions
150 for monosaccharide analyses (0.8 mL min⁻¹ flow rate) and conditioning of the column (1.0 mL
151 min⁻¹ flow rate), respectively. Monosaccharides (fucose, rhamnose, galactose, glucose, mannose,
152 arabinose, xylose) were identified based on their retention time and co-elution with spiked
153 standards (Martens and Loeffelmann, 2002). Blank samples were included during the extraction
154 and purification processes to correct for the small amounts of arabinose, xylose, and glucose
155 yielded by filter papers.

156

157 *Statistical analyses*

158 After analysis for normality by the Kolmogorov-Smirnov test and homogeneity of variance
159 by the Levene test, the data were submitted to analysis of variance (ANOVA). The statistical model
160 used to evaluate the effect of treatments on soil neutral carbohydrate concentrations and SOC stock
161 and accumulation was: $Y_{ij} = \mu + B_i + T_j + \text{Erro}_{(ij)}$, where Y = mean of treatment j in block i; μ =
162 general average of the experiment; B = block (i = 1, 2, 3); T = treatments (j = 1, 2, 3, 4); Error =

163 experimental error. All analyses were performed using SAS ® v.9.4 (Statistical Analysis System
164 Institute, Cary, North Carolina).

165 When significant ($p < 0.05$), treatment means were compared by contrast analysis using the
166 Tukey's test ($p < 0.05$):

167 i) No-tillage effect: CT O/M 0N vs. NT O/M 0N;

168 ii) Legume effect: NT O/M 0N vs. NT OV/MC 0N;

169 iii) Fertilization effect: NT OV/MC 0N vs. NT OV/MC 180N.

170

171 Concentrations of individual neutral carbohydrates were expressed on C basis. The sum of
172 arabinose and xylose (AX) was taken as a proxy of plant-derived soil carbohydrate-C, whereas the
173 sum of galactose, mannose rhamnose and fucose (GMRF) was taken as a proxy of microbe-derived
174 soil carbohydrate-C. Regression analyses were performed (SigmaPlot for Windows v. 13.0, Systat
175 Software, Inc., San Jose, CA) to explore the relationships between GMFR or AX and previously
176 published C concentrations in whole soil and in fine silt- and clay-sized MOAs (Veloso et al.,
177 2020).

178

179 **Results**

180 Plant-derived carbohydrates (AX values in Table 1) ranged from 658 to 2096 mg kg⁻¹ in
181 whole soil and fractions, and markedly declined down the soil profile. In the surface soil layer (0-5
182 cm), the concentration of plant-derived carbohydrates was 1.5 times greater under NT than CT in
183 the fine silt fraction, and 1.3 times greater under NT in the clay fraction; the same trend (not
184 significant) was found in the whole soil. Plant-derived carbohydrates were also 1.8 times more
185 abundant, on average, in whole soil where legumes were included in the crop rotation, and 1.4

186 times more abundant with than without N fertilization. Similar effects of legumes and fertilization
187 were also found in the clay and fine-silt fractions. The treatments did not influence plant-derived
188 carbohydrates in the 20–30 cm depth, but a positive effect of legumes was found in the fine silt
189 and clay fractions at the 75–100 cm depth.

190 As compared to the whole soil, concentrations of plant carbohydrates were generally
191 greater in the clay fractions (1.26 to 1.88-fold), except in the surface layer of NT soils with legumes
192 where concentrations were similar to whole soil (Table 1). The concentration of plant-derived
193 carbohydrates in the fine silt fraction were generally similar to or lower than the whole soil at all
194 soil depths.

195 Microbe-derived carbohydrates (GMFR values in Table 1) ranged from 880 to 3398 mg
196 kg^{-1} in whole soil and fractions in the surface soil layer, and declined more gradually than plant-
197 derived carbohydrates down the soil profile, with values ranging from 554 to 1845 mg kg^{-1} at
198 20–30 cm depth, and from 131 to 1034 mg kg^{-1} at 75–100 cm depth. In the surface soil layer,
199 microbe-derived carbohydrates were more abundant under NT than CT in the fine silt and clay
200 fractions; a similar trend (not significant) was found for the whole soil. Microbe-derived
201 carbohydrates were also more abundant in the presence of legumes and with N fertilization in
202 whole soil and fractions of the surface soil layer. A positive effect of NT and a negative effect of
203 N fertilization were found in the 20–30 cm soil layer in the clay fraction only. A negative effect
204 of NT was found in the whole soil and the clay fraction at the 75–100 cm depth, whereas a positive
205 effect of legumes was found in whole soil and both fractions, and a positive effect of fertilization
206 was found in whole soil. As compared to the whole soil, the clay fraction was enriched in microbe-
207 derived carbohydrates in all soil layers, but this relative enrichment was greater in surface soil and
208 declined at depth (Table 1). The fine silt fraction was enriched in microbial carbohydrates in the

209 surface soil layer compared to the whole soil, especially in NT systems, but was clearly
210 impoverished at greater depths (Table 1).

211 The microbe-to-plant-derived carbohydrate ratio (GMFR/AX values in Table 1) ranged
212 from 0.90 to 2.85 and was generally narrower in surface than in deeper soil layers in all fractions.
213 In the clay fraction of the surface soil layer, the ratio was narrower with than without legumes; the
214 same trend (not statistically significant) was found in the whole soil and the fine-silt fraction. The
215 ratio was not significantly influenced by treatments at greater depths. While the GMFR/AX ratio
216 was wider in the clay and fine-silt fraction than in whole soil in the surface layer, the ratio was in
217 the order: whole soil > clay fraction > fine-silt fraction at greater depths.

218 Significant and positive relationships were found between the concentration of neutral-
219 sugars and whole soil C, fine silt-C and clay-C (Figs. 1-3) concentrations. The concentration of
220 GMFR was positively related to whole soil C concentration in the 0–5 and 75–100 cm layer (Fig.
221 1 a,c), and to fine silt-C (Fig. 2 a,b,c) and clay-C at all depths (Fig. 3 a,b,c). A positive relationship
222 was also found between the concentration of AX and whole soil C (Fig. 1 d) and clay-C in the top
223 soil layer only (Fig. 3d), and fine silt-C at all depths (Fig. 2d, e, f).

224

225 **Discussion**

226 *Surface soil layer*

227 Our previous report at this site showed that implementing NT and legumes cover
228 cropping significantly increased SOC storage in Southern Brazil (Veloso et al., 2018). After 30 y,
229 this effect was visible in the whole soil profile (100 cm) with SOC stock being 20 (NT alone) to
230 35 (NT + legumes) Mg ha⁻¹ greater than in the CT system.

231 In NT soils, the narrower microbe-to-plant carbohydrate ratio in systems including
232 legumes (with and without N fertilizer) reflected the large increase in LF-C in the surface soil layer
233 (Veloso et al., 2020) that led to a dominant contribution of plant-derived carbohydrates. As
234 compared to whole soil, the clay and fine-silt fractions were slightly enriched or had comparable
235 plant-derived carbohydrate concentration in the surface soil layer. In contrast, both fractions were
236 generally highly enriched in microbe-derived carbohydrates, resulting in wider microbe-to-plant
237 carbohydrate ratio in fractions than in whole soil, especially with the clay fraction. These findings
238 support our previous results that plant-derived light-fraction (LF) C is a dominant SOC source in
239 the surface soil layer (Veloso et al., 2020), and further indicate that part of this LF-C was heavily
240 colonized with microbes and had initiated decomposition and encrustation with soil particles,
241 resulting in enrichment of SOC with microbial carbohydrates in fine silt- and clay-sized MOAs.

242

243 *Subsurface soil layers*

244 Deeper in the soil profile, the direct influence of crop residues on MOA formation was
245 much smaller (much less LF-C as observed in Veloso et al., 2020). In these soil layers, it is likely
246 that microbial activity was stimulated by percolation of soluble substrates from surface crop
247 residues and/or diffusion of root exudates, leading to direct formation of fine MOAs. This
248 hypothesis is supported by the markedly wider microbe-to-plant carbohydrate ratio in whole-soil
249 and clay-sized MOA (> 2), in subsurface than in surface soil layers (Table 1), suggesting that the
250 contribution of microbially-derived compounds to SOM increases with soil depth (Angst et al.,
251 2018). Our results further suggest that the contribution of microbial-derived compounds to
252 stabilized MOAs may also increase with soil depth.

253 The positive effect of NT on SOC accumulation was more visible in clay fraction in the
254 20–30 cm depth (Fig. 3b), where this fraction represented 87-91% of SOC (Veloso et al., 2020),
255 showing that SOC accumulation is more directly associated with the clay fraction in deeper soil
256 layers. This suggests these systems also stimulated the accumulation of microbial metabolites at
257 depth and the formation of presumably stable fine MOAs. This C accumulation at depth can be
258 hypothesized to be mediated by percolation of soluble compounds through the biopores, as
259 discussed earlier, or by exudation and decay of deep roots, which stimulated microbial activity and
260 formation of fine MOAs at depth (Hobley et al., 2016). This hypothesis would also explain that
261 while both plant-derived and microbe-derived carbohydrates were closely related to SOC, fine-
262 silt-C and clay-C concentrations in the surface soil layer and to fine-silt-C at greater depths,
263 microbe-derived but not plant-derived carbohydrate concentration explained variations in clay-C
264 concentration in the 20–30 and 75–100 cm depths (Fig. 3). Our results are in agreement with Angst
265 et al. (2018) who suggested that subsoil SOC accumulation was highly influenced by OM input
266 and its retention by the soil mineral matrix through the contribution of microbial-derived
267 compounds.

268 The lower concentration of microbial residue in the NT O/M treatment in whole soil, fine
269 silt and clay fraction of the 75–100 cm soil layer compared to CT O/M was not completely
270 understood, as this trend was not observed for C concentration (Veloso et al., 2020). However, the
271 inclusion of the legume cover crop under NT (NT OV/MC) increased the concentration of both
272 microbial and plant carbohydrates at that depth suggesting that legume cover crops are a greater
273 driver of carbohydrate accumulation at depth than NT alone. Both plant- and microbial-derived
274 carbohydrates could be leached from the topsoil layer or deposited directly at depth by the roots,
275 and then colonized by microbes. These two mechanisms correspond to the “ex vivo modification”

276 and “in vivo turnover” pathways described by Liang et al. (2017) and evidenced by Angst et al.
277 (2017) and Córdova et al. (2018), and likely drive MOA formation and accumulation at depth. In
278 the ex vivo modification pathway, extracellular enzymes release depolymerized products of plant
279 compounds that are not readily assimilated by microbes and thus susceptible to rapid adsorption
280 to mineral surfaces and stabilization in MOAs. In contrast, in the in vivo turnover pathway,
281 microbes assimilate plant-derived organic matter and synthesize new compounds that
282 subsequently interact with the mineral soil matrix to form MOAs. Overall, our results are in
283 agreement with Barré et al. (2018) and Angst et al. (2021), who demonstrated that persistent SOC
284 is not composed exclusively of compounds derived from microbial activity but that plant-derived
285 compounds also directly contribute to SOC even after several decades of degradation. Our results
286 contribute to the current debate on the composition of persistent SOC related to substrate quality
287 and microbial turnover (Kallenbach et al. 2016; Liang et al. 2017; Barré et al., 2018; Córdova et
288 al., 2018), suggesting that MOAs are enriched in both microbial metabolites and plant residues in
289 a subtropical soil profile under no-tillage and legume cover cropping.

290

291 **Conclusions**

292 Using a long-term field experiment, we found a dominant effect of accumulation of crop residues
293 as influenced by conservation management systems, that led to a dominant contribution of plant-
294 derived carbohydrates. in surface soil layer. The widening in microbe-to-plant carbohydrate ratio
295 with depth in whole soil and the clay fraction indicate that the soil C is more microbially processed
296 at depth than at surface. The conservation management systems increased soil C at depth and this
297 was most visible in the clay fraction, suggesting that the additional C accumulated in these systems
298 is fairly stable (mineral-organic associations). However, the additional clay-C accumulating at

299 depth under conservation treatment comprised both microbe- and plant-derived materials. These
300 results strengthen our understanding of how carbon accumulates and MOAs are formed at different
301 depths in subtropical soils after adoption of no-tillage and legume cover cropping.

302

303 **Conflict of interest**

304 The authors declare no conflicts of interest.

305

306 **Acknowledgement**

307 The authors are grateful to the staff of the Experimental Station and Department of Soil Science
308 of the Federal University of Rio Grande do Sul for their help with field and laboratory activities,
309 respectively. They also thank the National Council for Scientific and Technological Development
310 (CNPq) and Foundation for Research Support of Rio Grande do Sul State (Fapergs) for funding
311 this work and the Coordination for the Personnel Improvement of Graduate Education (CAPES)
312 together with to Agriculture and Agri-Food Canada (AAFC) for award of a sandwich doctorate
313 scholarship to M. Veloso in AAFC.

314

315

316 **References**

- 317 Amado TJC, Bayer C, Conceicao PC, Spagnollo E, de Campos BHC, da Veiga M (2006) Potential
318 of carbon accumulation in no-till soils with intensive use and cover crops in southern
319 Brazil. *Journal of Environmental Quality* **35**, 1599–1607. doi: 10.2134/jeq2005.0233
- 320 Andruschkewitsch R, Geisseler D, Koch HJ, Ludwig B (2013) Effects of tillage on contents of
321 organic carbon, nitrogen, water-stable aggregates and light fraction for four different long-
322 term trials. *Geoderma* **192**, 368–377. doi: doi.org/10.1016/j.geoderma.2012.07.005
- 323 Angst G, Messinger J, Greiner M, Hausler W, Hertel D, Kirfel K, Kogel-Knabner I, Leuschner C,
324 Rethemeyer J, Mueller CW (2018) Soil organic carbon stocks in topsoil and subsoil
325 controlled by parent material, carbon input in the rhiosphere, and microbial-derived
326 compounds. *Soil Biology and Biochemistry* **122**, 19-30. doi: 10.1016/j.soilbio.2018.03.026

327 Angst G, Mueller KE, Kögel-Knabner I, Freeman KH, Mueller CW (2017) Aggregation controls
328 the stability of lignin and lipids in clay-sized particulate and mineral associated organic
329 matter. *Biogeochemistry* **132**, 307–324. doi: 10.1007/s10533-017-0304-2

330 Angst G, Mueller K, Nierop KGJ, Simpson MJ (2021) Plant-or microbial-derived? A review on
331 the molecular composition of stabilised soil organic matter. *Soil Biology and Biochemistry*
332 **156**, 108189. doi: 10.1016/j.soilbio.2021.108189

333 Barré P, Quénéa K, Vidal A, Cécillon L, Christensen BT, Katerer T, Macdonald A, Petit L, Plante
334 AF, van Oort F, Chenu C (2018) Microbial and plant-derived compounds both contribute to
335 persistent soil organic carbon in temperate soils. *Biogeochemistry* **140**, 81–92. doi:
336 10.1007/s10533-018-0475-5

337 Bayer C, Martin-Neto L, Mielniczuk J, Pavinato A, Dieckow J (2006) Carbon sequestration in two
338 Brazilian Cerrado soils under no-till. *Soil & Tillage Research* **86**, 237–245.
339 doi:10.1016/j.still.2005.02.023

340 Bayer C, Martin-Neto L, Mielniczuk J, Pillon CN, Sangoi L (2001) Changes in soil organic matter
341 fractions under subtropical no-till cropping systems. *Soil Science Society of America*
342 *Journal* **65**, 1473–1478. doi:10.2136/sssaj2001.6551473x

343 Brazil Ministry of Environment. Intended Nationally Determined Contributions, iNDC BRASIL.
344 Available in:
345 [http://www.mma.gov.br/images/arquivo/80108/BRAZIL%20iNDC%20english%20FINA](http://www.mma.gov.br/images/arquivo/80108/BRAZIL%20iNDC%20english%20FINAL.pdf)
346 [L.pdf](http://www.mma.gov.br/images/arquivo/80108/BRAZIL%20iNDC%20english%20FINAL.pdf). Accessed in September 05nd, 2018.

347 Cates AM, Ruark MD, Hedtcke JL, Posner JL (2016) Long-term tillage, rotation and
348 perennialization effects on particulate and aggregate soil organic matter. *Soil & Tillage*
349 *Research* **155**, 371–380. doi: 10.1016/j.still.2015.09.008

350 Chantigny M, Angers DA (2008) Carbohydrates, Soil Sampling and Methods of Analysis, Second
351 Edition. CRC Press.

352 Cheshire M (1979) Nature and Origin of Carbohydrates in Soils. Academic Press.

353 Conceição PC, Boeni M, Dieckow J, Bayer C, Mielniczuk J (2008) Densimetric fractionation with
354 sodium polytungstate to investigate physical protection of soil organic matter. *Revista*
355 *Brasileira de Ciência do Solo* **32**, 541–549. doi: 10.1590/S0100-06832008000200009

356 Conceição PC, Dieckow J, Bayer C (2013) Combined role of no-tillage and cropping systems in
357 soil carbon stocks and stabilization. *Soil & Tillage Research* **129**, 40–47. doi:
358 10.1016/j.still.2013.01.006

359 Córdova SC, Olk DC, Dietzel RN, Mueller KE, Archontoulis SV, Castellano MJ (2018) Plant
360 litter quality affects the accumulation rate, composition, and stability of mineral-associated
361 soil organic matter. *Soil Biology and Biochemistry* **125**, 115–124. doi:
362 10.1016/j.soilbio.2018.07.010

363 Cotrufo MF, Wallenstein MD, Boot CM, Deneff K, Paul E (2013) The Microbial Efficiency-Matrix
364 Stabilization (MEMS) framework integrates plant litter decomposition with soil organic
365 matter stabilization: do labile plant inputs form stable soil organic matter? *Global Change*
366 *Biology* **19**, 988–995. doi:10.1111/gcb.12113

367 FAO, 2015. World reference base for soil resources 2014. FAO.

368 Hobley EU, Baldock J, Wilson B (2016) Environmental and human influences on organic carbon
369 fractions down the soil profile. *Agriculture Ecosystems & Environment* **223**, 152–166.
370 doi:10.1002/ecs2.1214

371 Golchin A, Oades JM, Skjemstad JO, Clarke P (1994) Study of free and occluded particulate
372 organic matter in soils by solid state ¹³C CP/MAS NMR spectroscopy and scanning
373 electron microscopy. *Soil Biology and Biochemistry* **32**, 285–309.

374 Inda Junior AV, Bayer C, Conceição PC, Boeni M, Salton JC, Tonin AT (2007) Variáveis
375 relacionadas à estabilidade de complexos organo-minerais em solos tropicais e subtropicais
376 brasileiros. *Ciência Rural* **37**, 1301-1307. doi:10.1590/S0103-84782007000500013

377 Kallenbach CM, Frey SD, Grandy SG (2016) Direct evidence for microbial-derived soil organic
378 matter formation and its ecophysiological controls. *Nature Communication* **7**:13630. doi:
379 10.1038/ncomms13630

380 Kogel-Knabner I, Guggenberger G, Kleber M, Kandeler E, Kalbitz K, Scheu S, Eusterhues K,
381 Leinweber P (2008) Organo-mineral associations in temperate soils: Integrating biology,
382 mineralogy, and organic matter chemistry. *Journal of Plant Nutrition and Soil Science* **171**,
383 61–82. doi:10.1002/jpln.200700048

384 Lal R (2004) Soil carbon sequestration to mitigate climate change. *Geoderma* **123**, 1–22. doi:
385 10.1016/j.geoderma.2004.01.032

386 Liang C, Schimel JP, Jastrow JD (2017) The importance of anabolism in microbial control over
387 soil carbon storage. *Nature Microbiology* **2**:17105. doi: 10.1038/nmicrobiol.2017.105

388 Lowe LE (1993) Total and labile polysaccharide analysis of soil, In: Carter, M.R. (Ed.), Soil
389 sampling and methods of analysis. Lewis Publishers, Boca Raton, pp. 373–376.

390 Martens DA, Loeffelmann KL (2002) Improved accounting of carbohydrate carbon from plants
391 and soils. *Soil Biology and Biochemistry* **34**, 1393–1399. doi: 10.1016/S0038-
392 0717(02)00082-2

393 Martins MD, Angers DA, Cora JE (2012) Carbohydrate Composition and Water-Stable
394 Aggregation of an Oxisol as Affected by Crop Sequence under No-Till. *Soil Science*
395 *Society of America Journal* **76**, 475–484. doi: 10.2136/sssaj2011.0110

396 Oades JM, Wagner GH (1971) Biosynthesis of sugars in soils incubated with C-¹⁴ Glucose and C-¹⁴
397 Dextran. *Soil Science Society of America Proceedings* **35**, 914–917.

398 Puget P, Angers DA, Chenu C (1998) Nature of carbohydrates associated with water-stable
399 aggregates of two cultivated soils. *Soil Biology and Biochemistry* **31**, 55–63. doi:
400 10.1016/S0038-0717(98)00103-5

401 Rogelj J, den Elzen M, Höhne N, Fransen T, Fekete H, Winkler H, Schaeffer R, Sha F, Riahi K,
402 Meinshausen M (2016) Paris Agreement climate proposals need a boost to keep warming
403 well below 2 °C. *Nature* **534**, 631–639. doi: 10.1038/nature18307

404 Rumpel C, Eusterhues K, Kogel-Knabner I (2010) Non-cellulosic neutral sugar contribution to
405 mineral associated organic matter in top- and subsoil horizons of two acid forest soils. *Soil*
406 *Biology and Biochemistry* **42**, 379-382. doi: 10.1016/j.soilbio.2009.11.004

407 Samson ME, Chantigny MH, Vanasse A, Menasseri-Aubry S, Royer I, Angers DA (2020)
408 Management practices differently affect particulate and mineral-associated organic matter
409 and their precursors in arable soils. *Soil Biology and Biochemistry* **148**, 107867. doi:
410 10.1016/j.soilbio.2020.107867

411 Veloso MG, Cecagno D, Bayer C (2019) Legume cover crops under no-tillage favor
412 organomineral association in microaggregates and soil C accumulation. *Soil & Tillage*
413 *Research* **190**, 139-146. doi: 10.1016/j.still.2019.03.003

414 Veloso MG, Angers DA, Tiecher T, Giacomini S, Dieckow J, Bayer C (2018) High carbon storage
415 in a previously degraded subtropical soil under no-tillage with legume cover crops.
416 *Agriculture, Ecosystems & Environment* **268**, 115-23. doi: 10.1016/j.agee.2018.08.024

417 Veloso MG, Angers DA, Chantigny MH, Bayer C (2020) Carbon accumulation and aggregation
418 are mediated by fungi in a subtropical soil under conservation agriculture. *Geoderma* **363**,
419 114159. doi: 10.1016/j.geoderma.2019.114159
420 Zanatta JA, Bayer C, Dieckow J, Vieira FCB, Mielniczuk J (2007) Soil organic carbon
421 accumulation and carbon costs related to tillage, cropping systems and nitrogen
422 fertilization in a subtropical Acrisol. *Soil & Tillage Research* **94**, 510-519. doi:
423 10.1016/j.still.2006.10.003
424

SUMMARY TEXT FOR THE TABLE OF CONTENTS

Long-term carbon stabilisation in subtropical soils rests on the formation of mineral–organic associations (MOAs), that is compounded by residues of plants and microorganisms. We sampled soil profiles in a long-term field experiment to evaluate if different soil managements affect these residues and consequent impact on the MOAs. Our findings highlight that the carbon accumulation is due to MOAs formation which is composed of both plant and microbial residues and is positively influenced by no-tillage and legume cover crops.

1 **Figures**

2

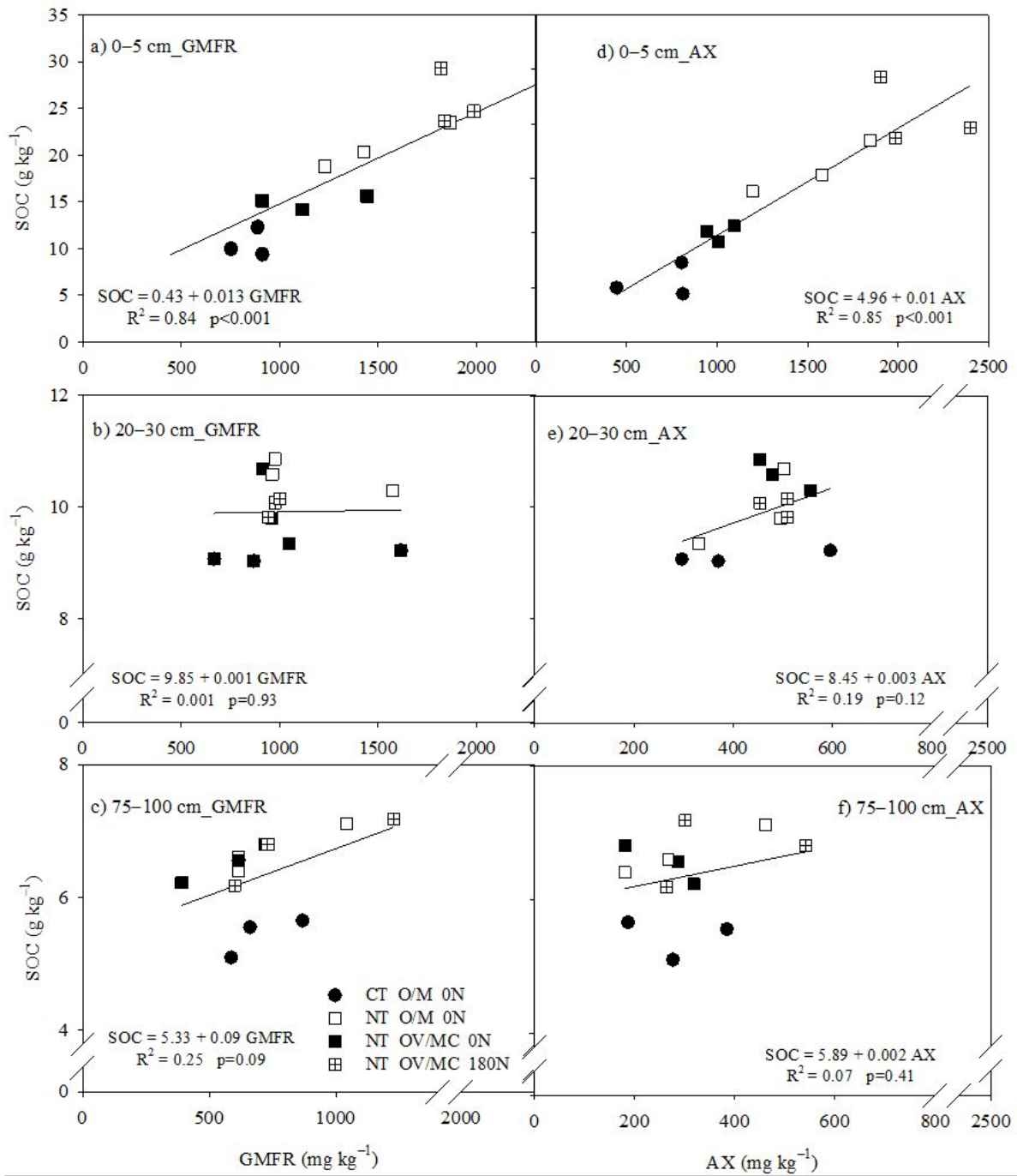
3 **Figure 1.** Regression of GMFR concentration (a,b,c) and AX concentration (d,e,f) as function of
4 SOC concentration of whole-soil in 0–5, 20–30 and 75–100 cm soil layer the from Acrisol
5 submitted to conventional tillage (CT) and no tillage (NT) with oat/maize (O/M) and
6 oat+vetch/maize+cowpea (OV/MC); and two nitrogen fertilization rates, 0 e 180 kg of urea ha⁻¹
7 (0N and 180N).

8

9 **Figure 2.** Regression of GMFR concentration (a,b,c) and AX concentration (d,e,f) as function of
10 carbon concentration in fine-silt fraction in 0–5, 20–30 and 75–100 cm soil layer the from Acrisol
11 submitted to conventional tillage (CT) and no tillage (NT) with oat/maize (O/M) and
12 oat+vetch/maize+cowpea (OV/MC); and two nitrogen fertilization rates, 0 e 180 kg of urea ha⁻¹
13 (0N and 180N).

14

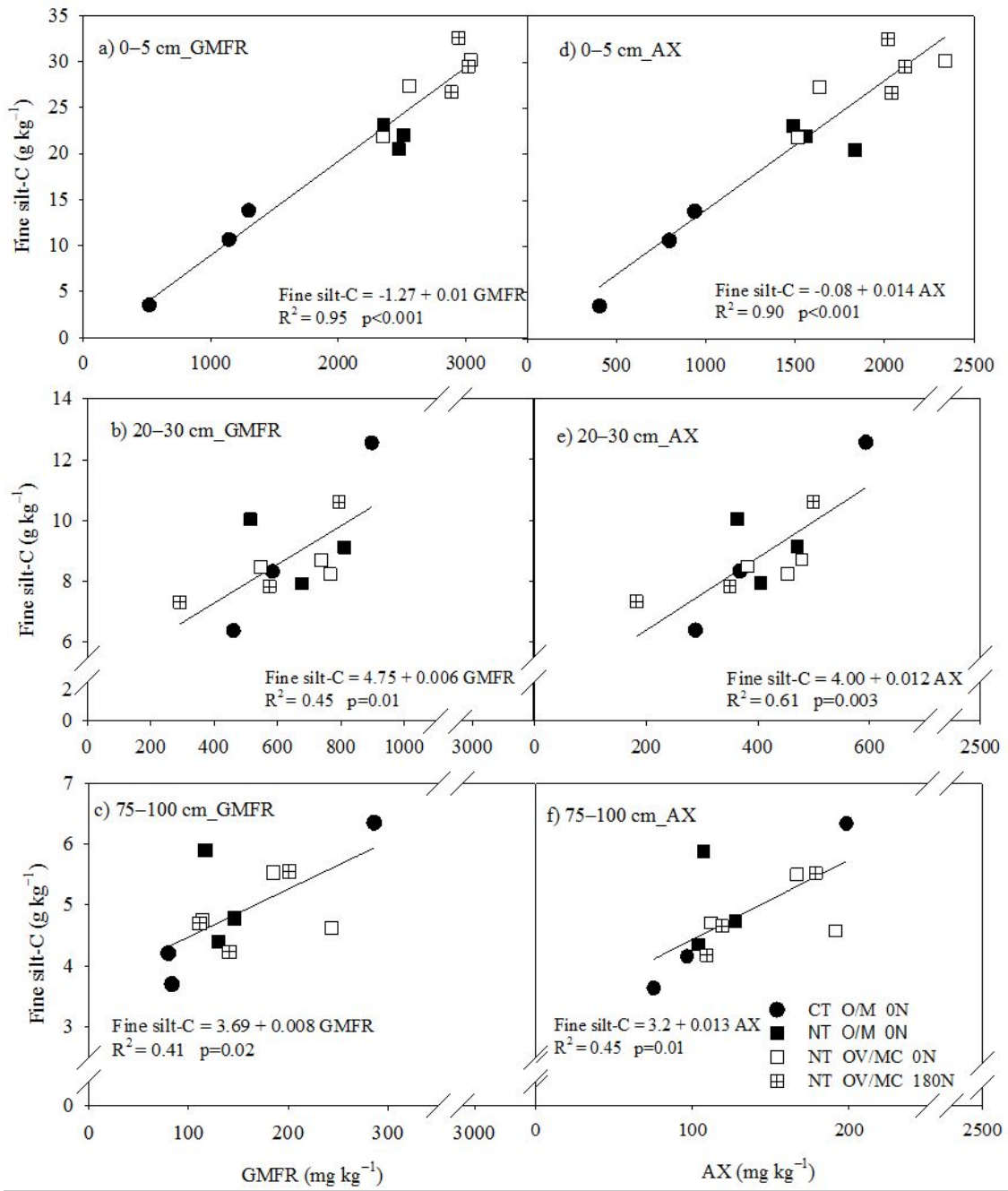
15 **Figure 3.** Regression of GMFR concentration (a,b,c) and AX concentration (d,e,f) as function of
16 carbon concentration in clay fraction in 0–5, 20–30 and 75–100 cm soil layer the from Acrisol
17 submitted to conventional tillage (CT) and no tillage (NT) with oat/maize (O/M) and
18 oat+vetch/maize+cowpea (OV/MC); and two nitrogen fertilization rates, 0 e 180 kg of urea ha⁻¹
19 (0N and 180N).



21

22

23 **Figure 1.**



25

26

27 **Figure 2.**

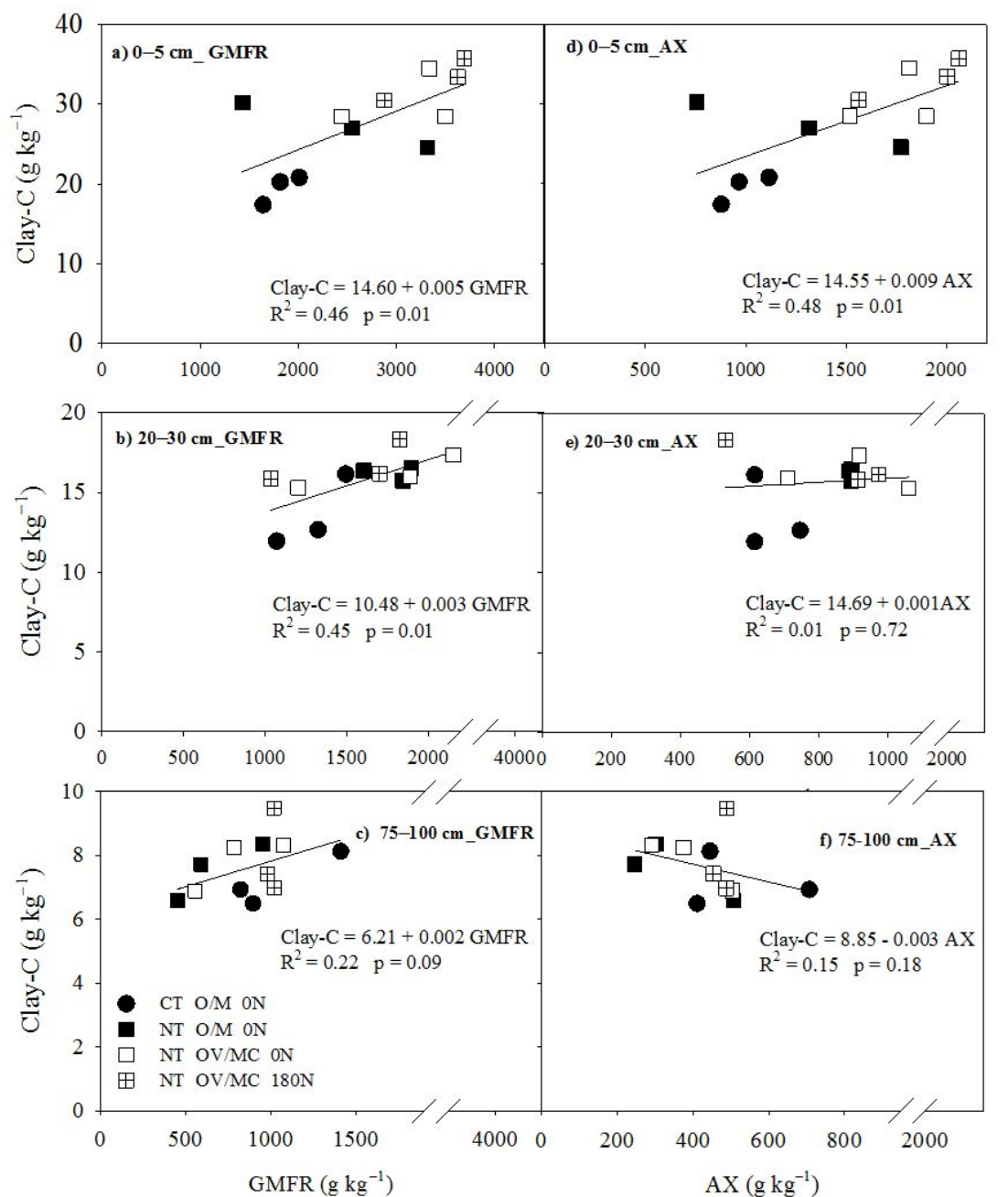


Figure 3.

Table 1. Total plant- (AX) and microbe-derived (GMRF) carbohydrates and GMFR/AX ratio in whole soil (WS) and clay- and fine silt-sized fractions in 0–5, 20–30 and 75–100 cm layers of an Acrisol submitted to conventional tillage (CT) and no tillage (NT), with oat/maize (O/M) or oat+vetch/maize+cowpea (OV/MC) succession, and with (180 kg of urea ha⁻¹ [180N]) or without (0N) fertilization.

Tillage	Crop succession	Fertilization	AX‡			GMFR‡			GMRF/AX ratio		
			WS	Clay	FS	WS	Clay	FS	WS	Clay	FS
----- mg kg ⁻¹ -----											
0 – 5 cm											
CT	O/M	0	657.6	988.8	709.6	880.1	1813.2	981.6	1.39	1.83	1.38
NT	O/M	0	1015.4	1283.3	1628.1	1156.5	2443.2	2445.3	1.13	1.90	1.50
	OV/MC	0	1541.2	1744.1	1833.8	1506.5	3100.4	2655.0	0.98	1.78	1.45
	OV/MC	180	2096.0	1875.7	2059.0	1880.5	3398.2	2949.9	0.90	1.81	1.43
Contrast†	No-tillage		0.09	0.006	<0.001	0.10	0.002	<0.001	0.14	0.19	0.08
	Legumes		0.04	<0.001	0.01	0.05	0.001	0.07	0.34	0.04	0.37
	Fertilization		0.03	0.03	0.007	0.04	0.04	0.02	0.63	0.49	0.82
20 – 30 cm											
CT	O/M	0	421.0	690.9	416.4	1051.6	1317.6	647.4	2.44	1.92	1.52
NT	O/M	0	473.2	891.7	413.1	909.6	1686.7	667.8	1.93	1.89	1.60
	OV/MC	0	506.0	917.2	438.0	1184.9	1845.4	683.1	2.33	2.05	1.55
	OV/MC	180	491.2	805.9	347.1	972.4	1551.7	553.6	1.98	2.02	1.54
Contrast	No-tillage		0.42	0.19	0.92	0.54	0.02	0.91	0.12	0.51	0.52
	Legumes		0.59	0.86	0.70	0.25	0.22	0.93	0.14	0.20	0.85
	Fertilization		0.81	0.44	0.19	0.37	0.05	0.49	0.19	0.90	0.94
75 – 100 cm											
CT	O/M	0	282.6	393.4	125.2	704.7	823.9	149.6	2.65	2.17	1.11
NT	O/M	0	262.3	351.6	112.7	575.0	666.5	130.9	2.28	2.01	1.16
	OV/MC	0	303.4	484.1	159.7	767.4	1034.3	180.7	2.85	2.17	1.12
	OV/MC	180	369.5	476.9	138.6	853.9	1008.6	150.6	2.49	2.12	1.09
Contrast	No-tillage		0.72	0.43	0.48	0.01	0.001	0.75	0.38	0.23	0.87
	Legumes		0.47	0.03	0.02	0.001	<0.001	0.41	0.20	0.24	0.91
	Fertilization		0.26	0.89	0.24	0.03	0.50	0.61	0.41	0.58	0.90

† Contrast analysis was used to test the effects of no-tillage (CT O/M 0 vs. NT O/M 0), legume cover cropping (NT O/M 0 vs. NT OV/MC 0) and nitrogen fertilization (NT OV/MC 0 vs. NT OV/MC 180) with their respective *P* value.

‡ AX, sum of arabinose and xylose concentrations; GMFR, sum of galactose, mannose, fucose and rhamnose concentrations.