



**HAL**  
open science

## How do the soil, the vegetation and the weather affect the water content of a green roof?

Axelle Hego, Floriane Collin, Hugues Garnier, Rémy Claverie

### ► To cite this version:

Axelle Hego, Floriane Collin, Hugues Garnier, Rémy Claverie. How do the soil, the vegetation and the weather affect the water content of a green roof?. Annual meeting of the GdR MASCOT-NUM 2022, Jun 2022, Clermont Ferrand, France. hal-03682794

**HAL Id: hal-03682794**

**<https://hal.science/hal-03682794v1>**

Submitted on 31 May 2022

**HAL** is a multi-disciplinary open access archive for the deposit and dissemination of scientific research documents, whether they are published or not. The documents may come from teaching and research institutions in France or abroad, or from public or private research centers.

L'archive ouverte pluridisciplinaire **HAL**, est destinée au dépôt et à la diffusion de documents scientifiques de niveau recherche, publiés ou non, émanant des établissements d'enseignement et de recherche français ou étrangers, des laboratoires publics ou privés.

# How do the soil, the vegetation and the weather affect the water content of a green roof ?

Axelle HEGO<sup>1</sup>, Floriane COLLIN<sup>1</sup>, Hugues GARNIER<sup>1</sup>, Rémy CLAVERIE<sup>2</sup>

<sup>1</sup>Université de Lorraine, CRAN, CNRS UMR 7039, <sup>2</sup>Cerema Est, Team research group, F-54510, Tomblaine, France



## Context

Urban imperviousness is a major urban issue during rainfall

**Solution → Green Roofs**

- lower the peak flow rate in water system by 22% to 93%
- delay the peak flow by 0 to 30 min

## Collaboration

Cerema: Green Roofs experts  
CRAN: Model Analysis skills



Collaboration between Cerema and CRAN for a better understanding of the GR behavior

## Green Roofs hydrological modeling

- Meteorological data and real water content measured in a green roof of the CEREMA of Nancy

- Simulation of the water infiltration into the layers using Hydrus-1D<sup>®</sup> software where these equations are implemented:

$$\underbrace{\frac{\partial \theta(h)}{\partial t}}_{\text{water content}} = \underbrace{\frac{\partial}{\partial x} K(\theta) \left[ \frac{\partial h}{\partial x} - 1 \right]}_{\text{water infiltration in the soil (1)}} - \underbrace{S(h)}_{\text{plant effect (2)}}$$

(1) Richards equation which describes water infiltration in the soil

(2) combination of Feddes function and Penman-Monteith equation which describe plants effect

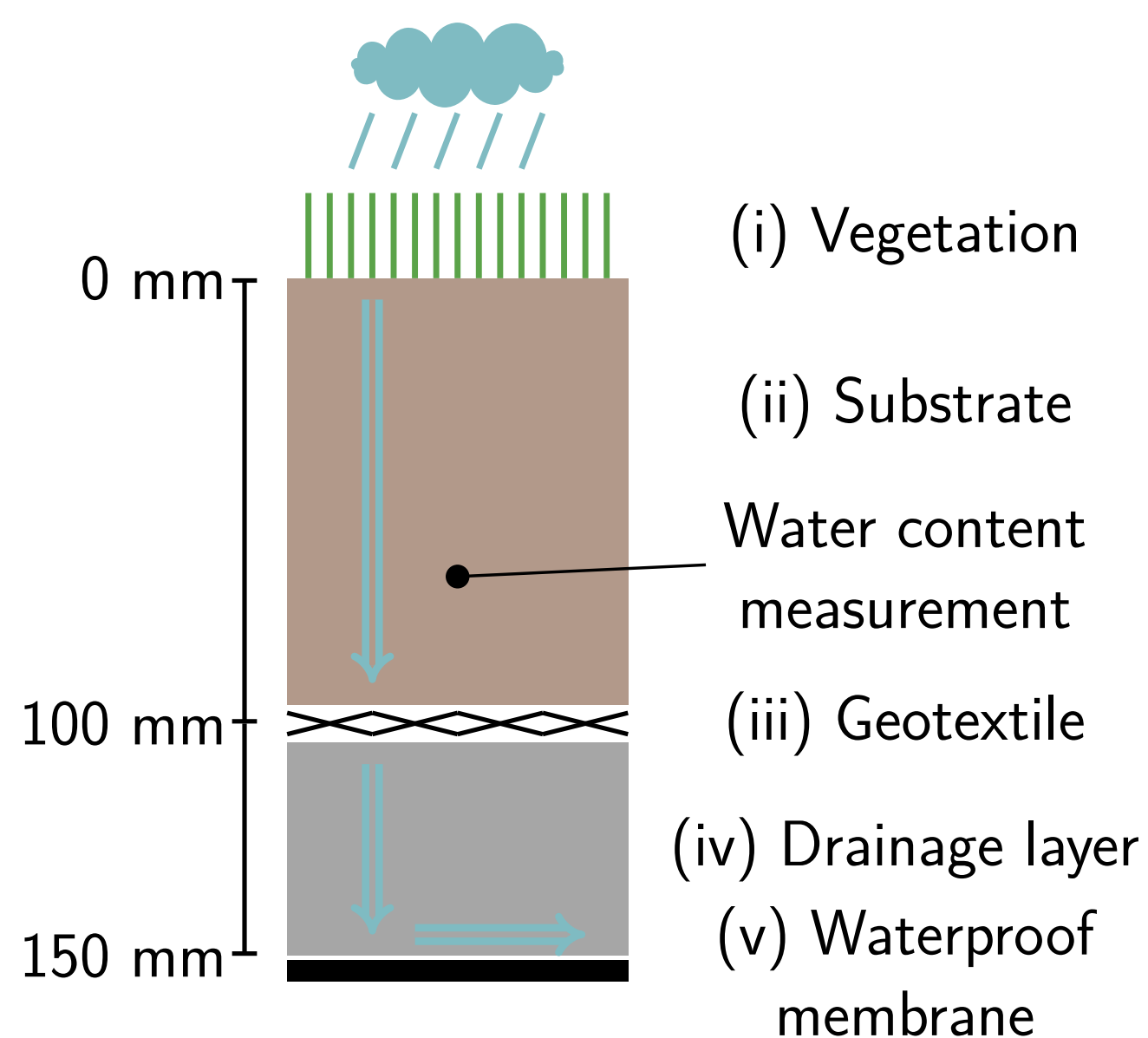


Figure 2 – Profile view of a green roof

## Problem statement

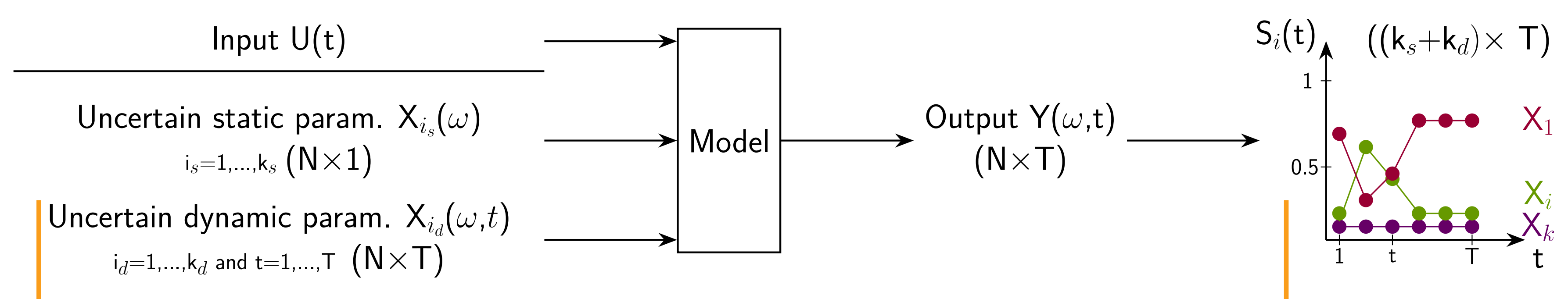
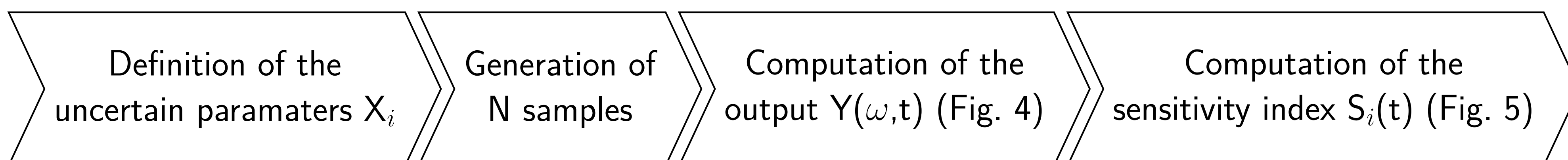
- Input: Rainfall;
- Output: Volumetric water content  $\theta(t)$  or VWC in the substrate (ii) (Fig. 2);
- 6 soil parameters:  $\theta_s, \theta_r, K_s, l, n$  and  $\alpha$ ;
- 5 meteorological variables: temperatures  $T_{max}, T_{min}$ , radiation  $R_n$ , air moisture, wind speed;
- 4 vegetation parameters: crop height, LAI, albedo and root depth.

→ 5 parameters are considered **uncertain**:  $\theta_s, n, \alpha, LAI$  and  $R_n(t)$

**What parameters affect the water content (model output) ?**

## Methods: Generation of uncertain dynamic input for GSA

Aim of Global Sensitivity Analysis (GSA) : Better understand the model behavior



## Results

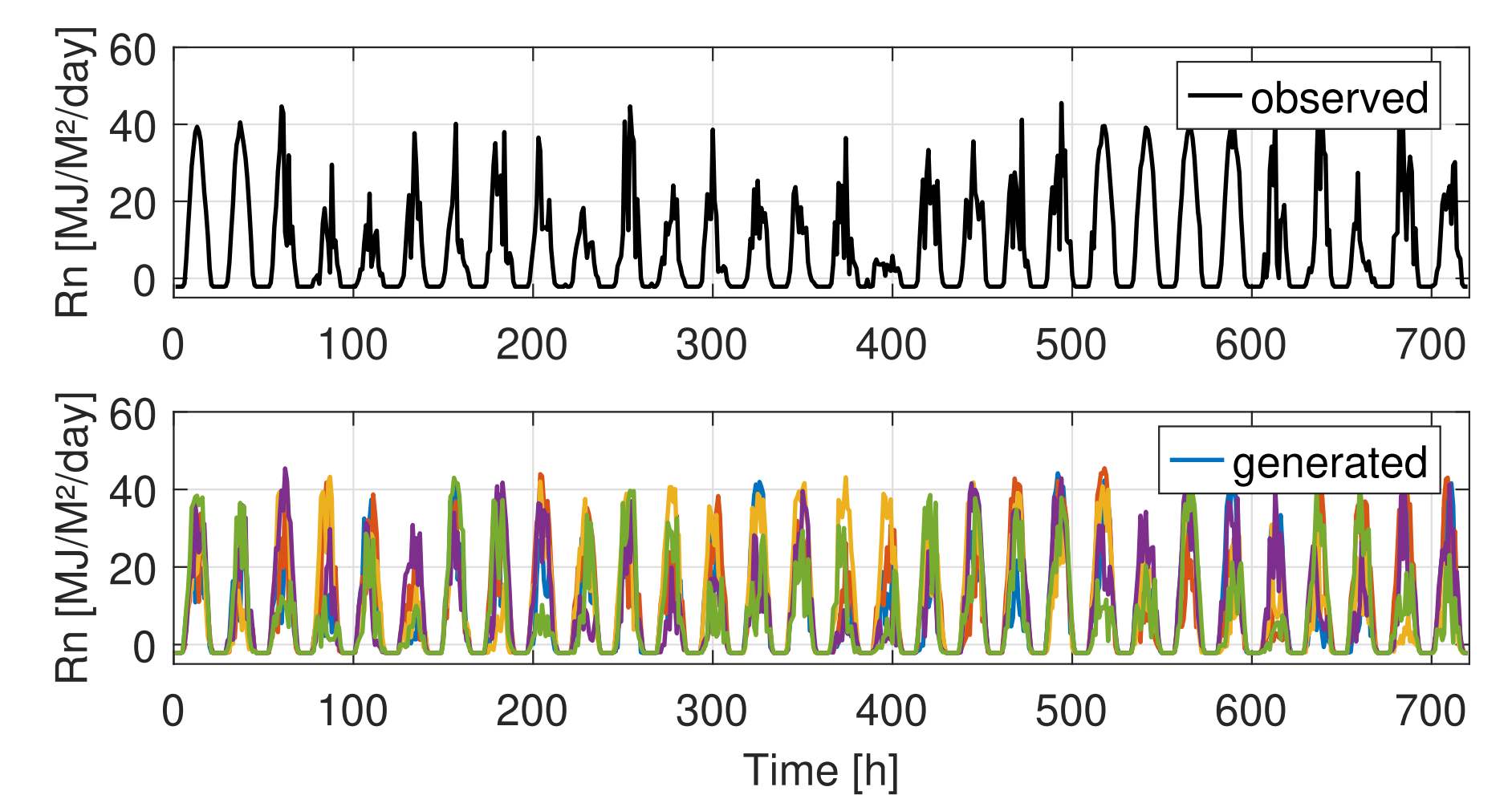


Figure 3 – Observed net radiation  $R_n(t)$  of June 2020 and some generated samples.

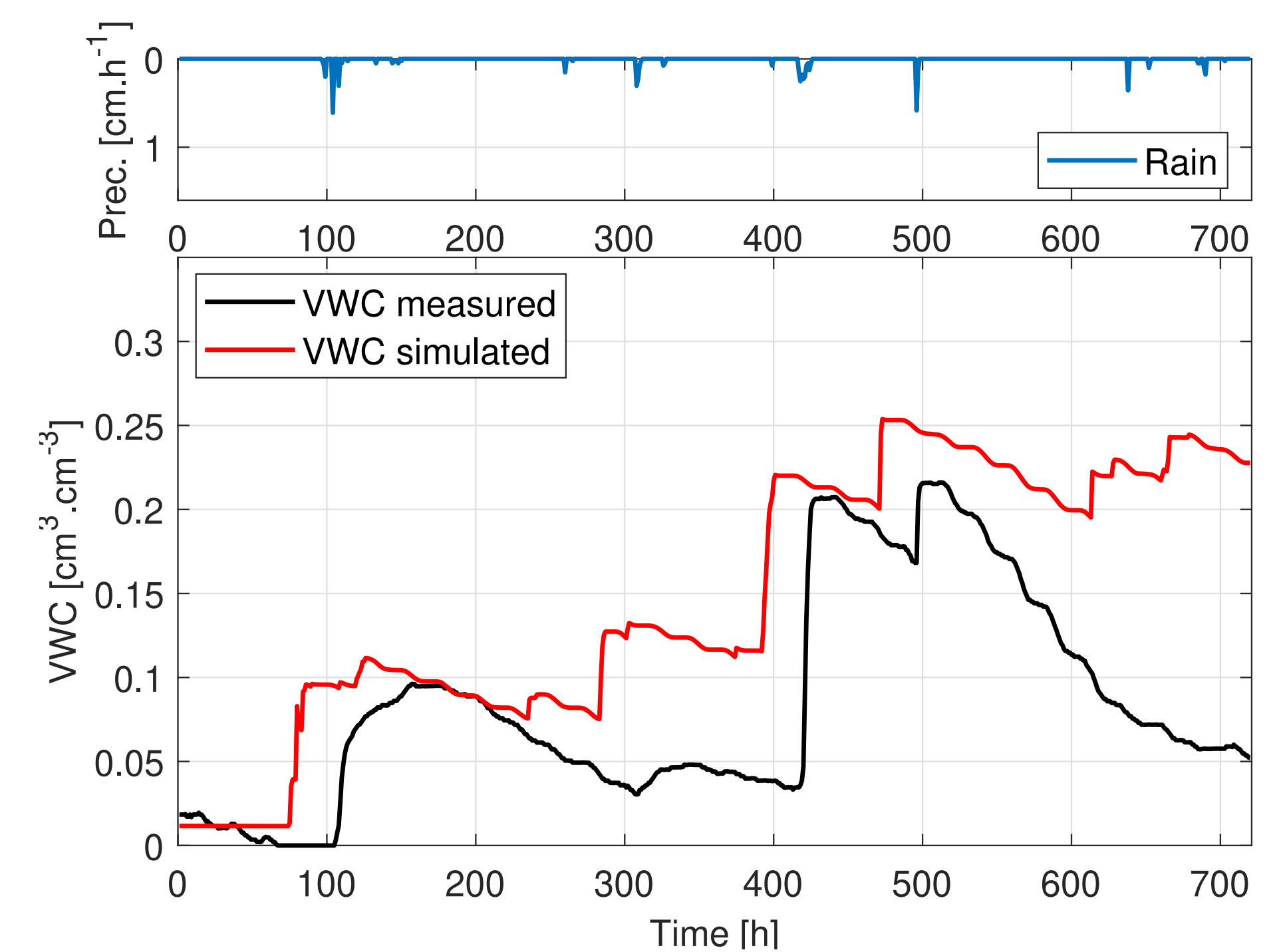


Figure 4 – Observed and simulated water content VWC and rainfall of June 2020

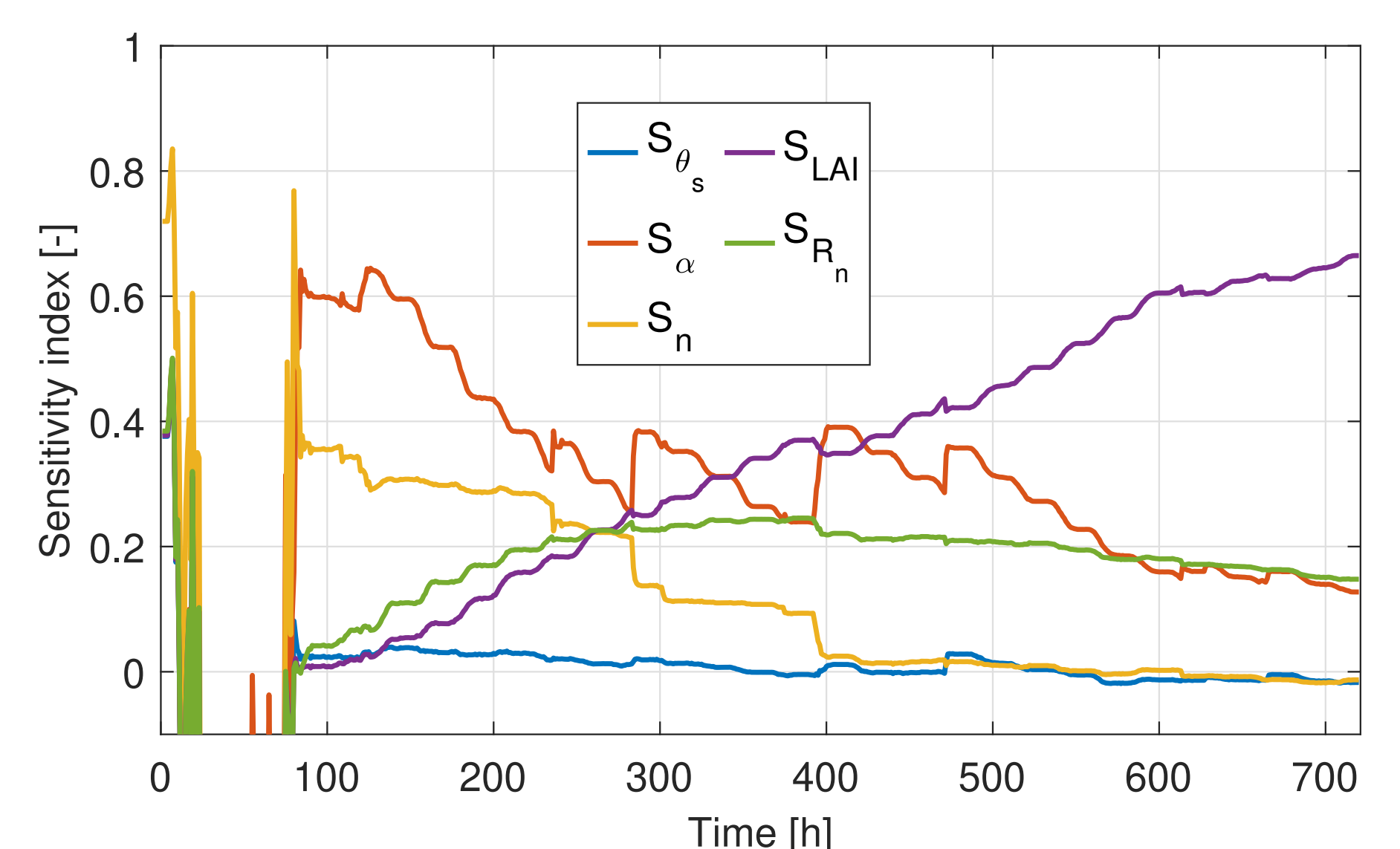


Figure 5 – First-order sensitivity indices computed using permutation method.

## Challenge 2: How to compute sensitivity indices ?

- For each instant, parameters are independant
- Computation of the indices for each instant
- Method: Sobol' indices estimated using samples permutation
- Results presented in Fig. 5

## Conclusion and Prospect

- 2 samples of 5000 samples (LHS) generated and corresponding outputs computed
- Sensitivity indices are consistent with previous results (bootstrap in progress)

Prospects:

- How to generate uncertain dynamic input for non-stationary period ?
- Other estimator for sensitivity indices ?

## References

- Goffart J., Mara T. and Wurtz E. *Generation os stochastic weather data for uncertainty and sensitivity analysis of a low-energy building*, Journal of Building Physics, 41(1): 41–57, 2017.
- Hégo A., Collin F., Garnier H. and Claverie R. *Approaches for green roof dynamic model analysis using GSA*, IFAC-PapersOnLine, 54(7): 613–618, 2021.