

*L'électrification intelligente
au service de
la transition énergétique*



An ADMM-based Coordination Strategy for the Control of Distributed Storage at the Household Level – Impact of the End-User Settings

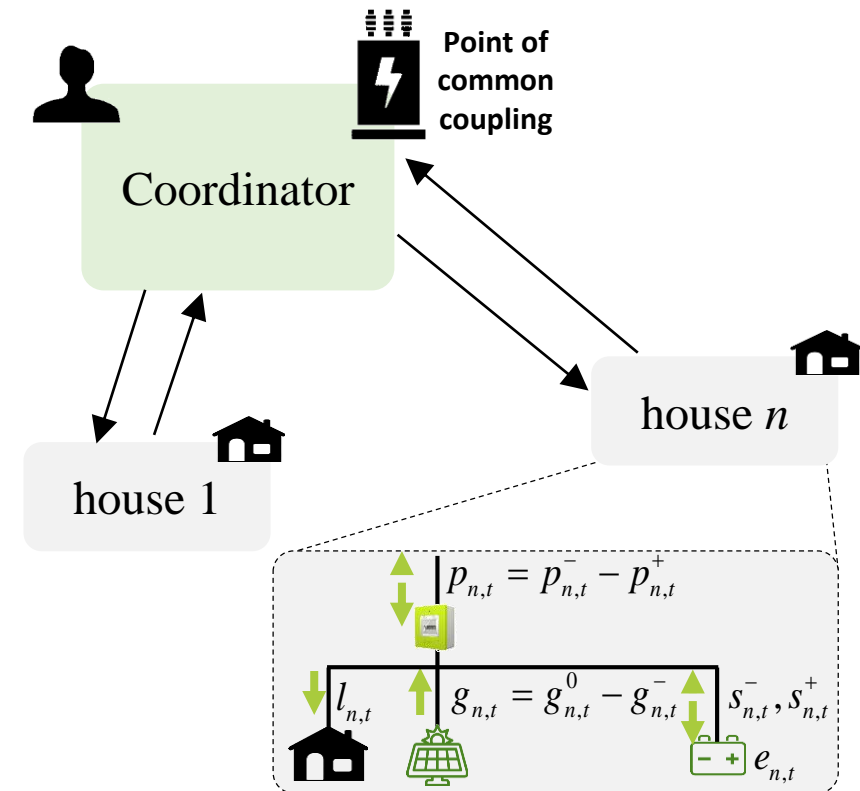
Rémy Rigo-Mariani, Vincent Debucsshere

ELECTRIMACS 2022
14th International Conference of TC-Electrimacs Committee
16-19 May, Nancy, France



Coordinated Management of Distributed Storage

- **System :**
 - A pool of **N users** with solar + storage systems.
 - A **coordinator at the PCC level** with no direct control of end-users' assets.
- **Application :**
Optimal scheduling (operational planning),
arbitrage between system and individual objectives.
- **Assumptions :**
Grid not represented, active power management only,
deterministic forecast profiles.
- **Implemented Solution :**
Coordination/decentralized strategy based on
exchanged « price/quantity » information.



Data:

Load - REFIT load measurements - London
Solar - Radiation/Temperature from NASA

$$f_n(\mathbf{x}_n) = \sum_{t \in T} (p_{n,t}^+ \times \pi_t^+ - p_{n,t}^- \times \pi_t^-) \times dt$$

Model Equations

Models and Objectives

End Users :

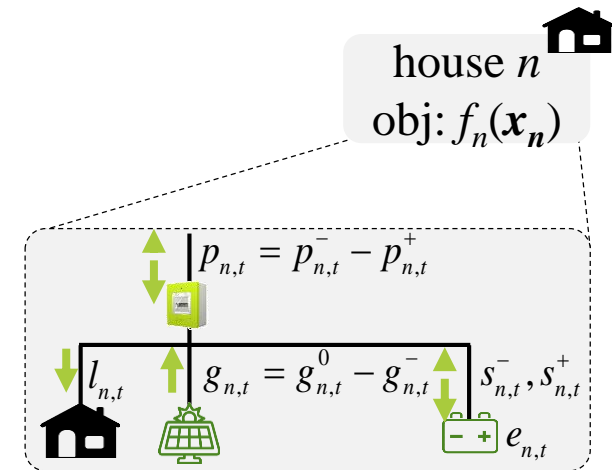
- **Controls** : storage charge/discharge, curtailed solar.
- **State variables** : stored energy, grid power.
- **Objective** : minimize the electricity bill, subject to operating constraints (linear).

$$\text{obj} : \min_{\mathbf{x}_n} f_n(\mathbf{x}_n) \quad \text{s.t.} \quad g_n(\mathbf{x}_n) \leq 0$$

$$f_n(\mathbf{x}_n) = \sum_{t \in T} \left(\underbrace{p_{n,t}^+ \times \pi_t^+}_{\text{purchase}} - \underbrace{p_{n,t}^- \times \pi_t^-}_{\text{sell}} \right) \times dt$$

Billing scenarios :

- **S1** : purchase + selling.
- **S2** : purchase + selling + ability to curtail solar.
- **S3** : purchase + ability to curtail solar.



$$\mathbf{x}_n = \{s_{n,t}^-, s_{n,t}^+, e_{n,t}, g_{n,t}^-, p_{n,t}^-, p_{n,t}^+\}$$

$$p_{n,t}^+ + g_{n,t} + s_{n,t}^- = l_{n,t} + s_{n,t}^+ + p_{n,t}^- \quad \forall t \in T \quad \left. \begin{array}{l} \\ \\ \end{array} \right\} \text{balance}$$

$$0 \leq s_{n,t}^-, s_{n,t}^+ \leq \bar{s}_n \quad \forall t \in T \quad \left. \begin{array}{l} \\ \\ \end{array} \right\} \text{storage}$$

$$0 \leq e_{n,t} \leq \bar{e}_n \quad \forall t \in T$$

$$e_{t=1} = e_{t=T}$$

$$e_{n,t} = e_{n,t-1} + s_{n,t}^+ \times \eta - s_{n,t}^- / \eta \quad \forall t \in T - \{1\}$$

$$0 \leq g_{n,t}^- \leq g_{n,t}^0 \quad \forall t \in T \quad \left. \begin{array}{l} \\ \\ \end{array} \right\} \text{curtail}$$

$$g_{n,t} = g_{n,t}^0 - g_{n,t}^- \quad \forall t \in T$$

Models and Objectives

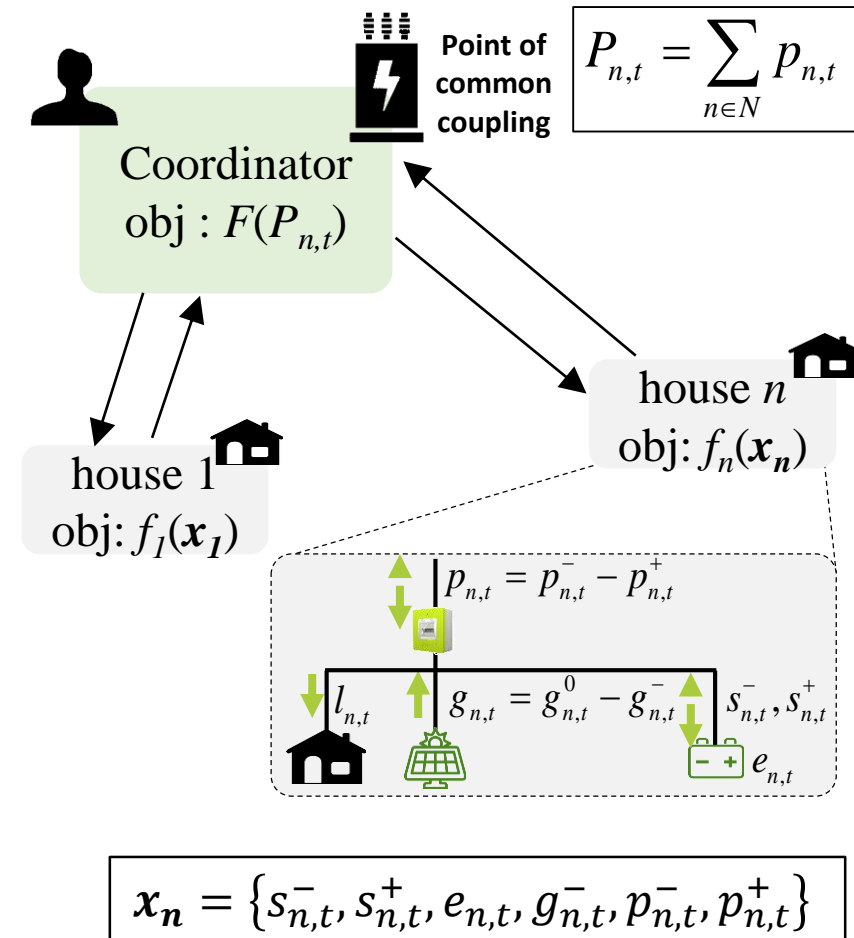
Coordinator :

- **Controls** : No asset control, compute the global power based on users' decisions.
- **Objective** : minimize energy import/export and peak values.

$$\text{obj} : \min_{\substack{X=\{x_1, \dots, x_n\} \\ \text{from users}}} F(X) = \sum_{t \in T} (P_t)^2 \times dt = \sum_{t \in T} \left(\sum_{n \in N} p_{n,t} \right)^2 \times dt$$

Motivations :

- **Technical** : penalize both import/export flows, implicitly embeds grid losses.
- **Mathematical** : convex, continuous function.
- **Economical** : increasing marginal cost of generation.



Coordination Strategy

▪ Alternating Direction Method of Multipliers - ADMM:

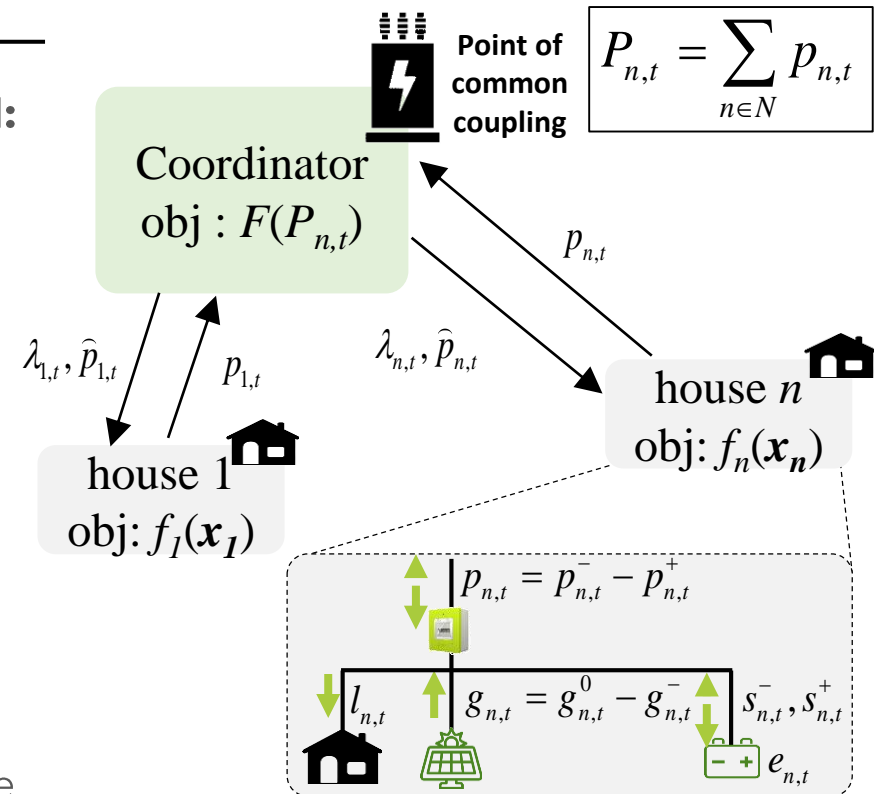
- Iterative process with exchange of “price/quantity” information.
- **Quantity** : predicted grid power from the users $p_{n,t}$, reference power computed by the coordinator $\hat{p}_{n,t}$.
- **Price** : penalty coefficient, dual variables, lagrangian multipliers $\lambda_{n,t}$.

▪ User Preference Settings :

Willingness to deviate from individual optimum in case of uncoordinated control – additional constraint with response coefficient α .

$$|f_n(\mathbf{x}_n) - f_n^0(\mathbf{x}_n)| \leq \alpha \times f_n^0(\mathbf{x}_n)$$

individual optimum



$$\mathbf{x}_n = \{s_{n,t}^-, s_{n,t}^+, e_{n,t}, g_{n,t}^-, p_{n,t}^-, p_{n,t}^+\}$$

Coordination Strategy

Coordination Strategy C-ADMM

- **Iterative Process** : successive updates of individual $f_n^{(k)}$ and global objectives $F^{(k)}$.

- 1. User optimization** : returns predicted grid power $p_{n,t}$.

$$\text{obj: } \min_{x_n} f_n(x_n) + \lambda_n^T (p_{n,t} - \hat{p}_{n,t}) + \frac{\rho}{2} \|p_{n,t} - \hat{p}_{n,t}\|_2^2$$

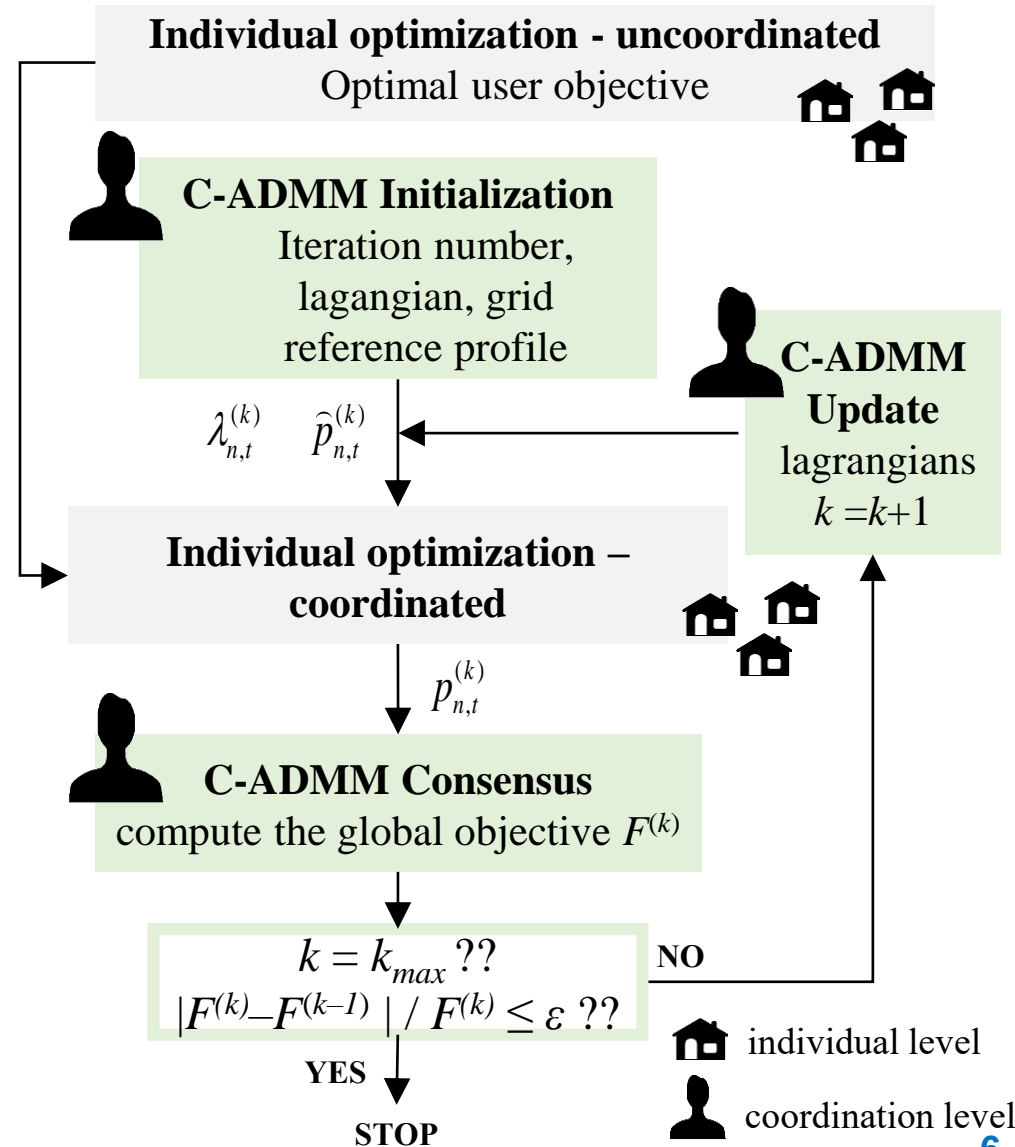
- 2. Coordination optimization** : returns the best reference grid powers power $\hat{p}_{n,t}$.

$$\text{obj: } \min_{\substack{\hat{p}_{n,t} \\ \forall \{n,t\} \\ \in (N,T)}} F(X) + \sum_{t \in T} \sum_{n \in N} \lambda_{n,t}^T (p_{n,t} - \hat{p}_{n,t}) + \frac{\rho}{2} \|p_{n,t} - \hat{p}_{n,t}\|_2^2$$

convergence rate

- 3. Lagrangians update** :

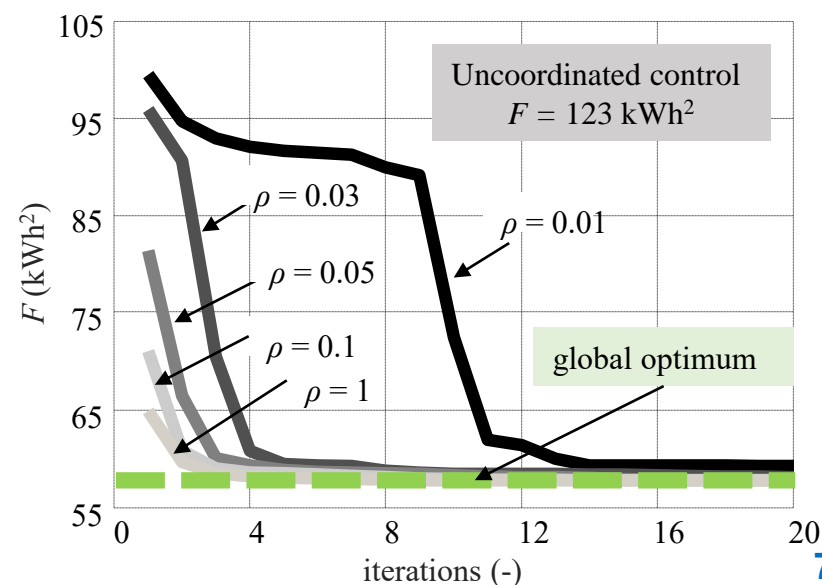
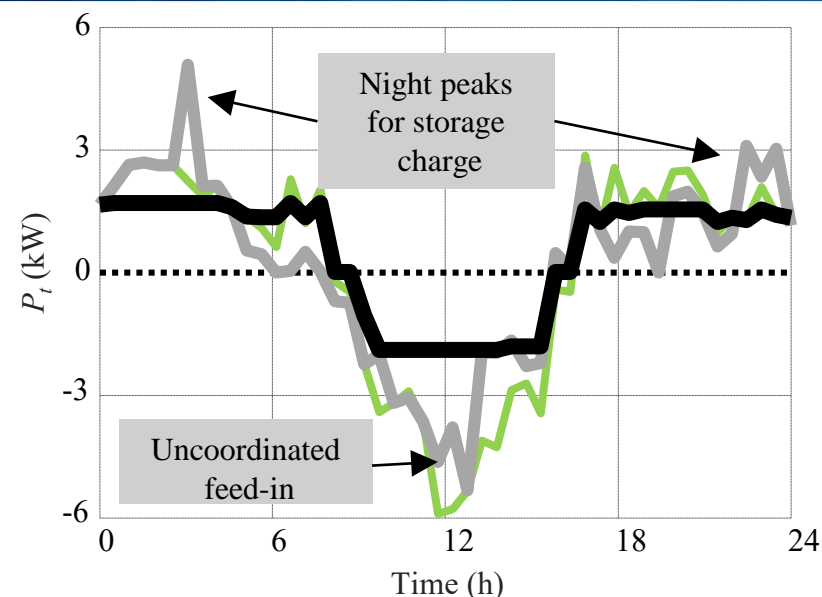
$$\lambda_{n,t}^{(k+1)} = \lambda_{n,t}^{(k)} + \rho / 2 (p_{n,t}^{(k+1)} - \hat{p}_{n,t}^{(k+1)})$$



Obtained Results

Preliminary Tests with 3 Houses

- Global objective optimum value can be computed with all the assets centrally controlled.
- Need for coordination – global objective F value:
 - No storage control – $F = 163 \text{ kWh}^2$
 - Uncoordinated control – $F = 123 \text{ kWh}^2$
 - Global optimum – $F = 58 \text{ kWh}^2$
- Coordination reaches the global system optimum with over **99 % accuracy**.
- Impact of **convergence-rate**.
- Convergence in 4 iterations** in the best case scenario.

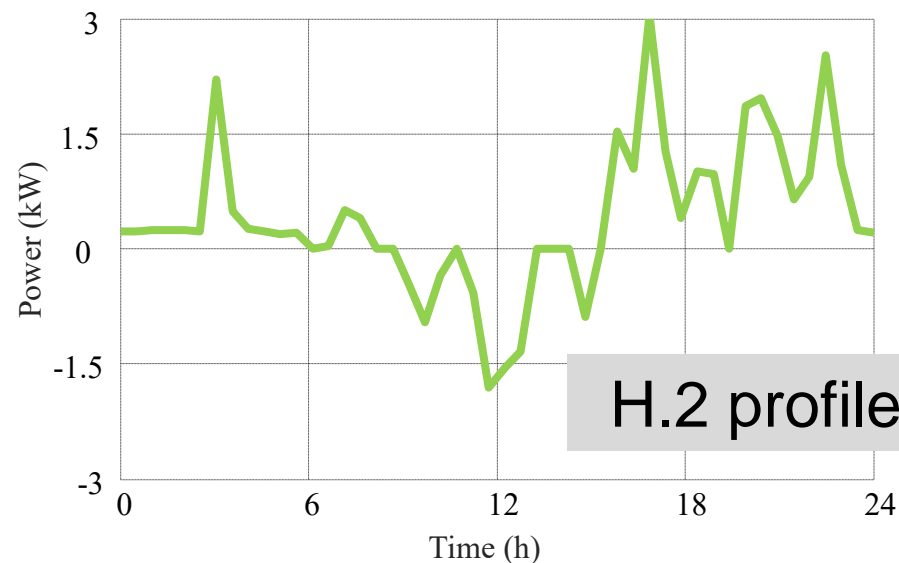
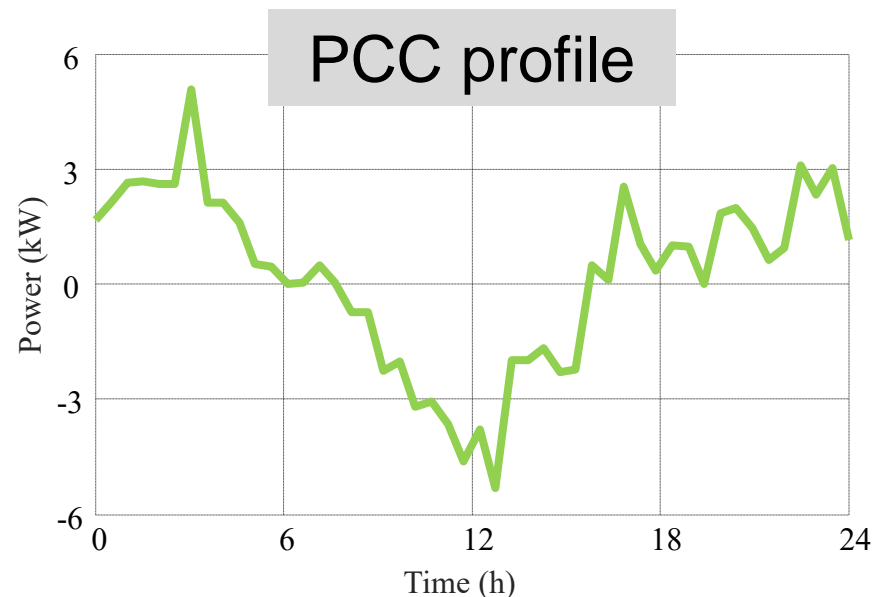


Obtained Results

Preliminary Tests with 3 Houses

- Aggregated power and house 3 power along the iterations
- Global and user objectives along the iterations.
- From uncoordinated control to global optimum.

	F (kWh ²)	f_1 (€)	f_2 (€)	f_3 (€)
Uncoord.	123.72	-0.34	0.35	1.73
Iter. 1				
Iter. 2				
Iter. 3				
Iter. 4				

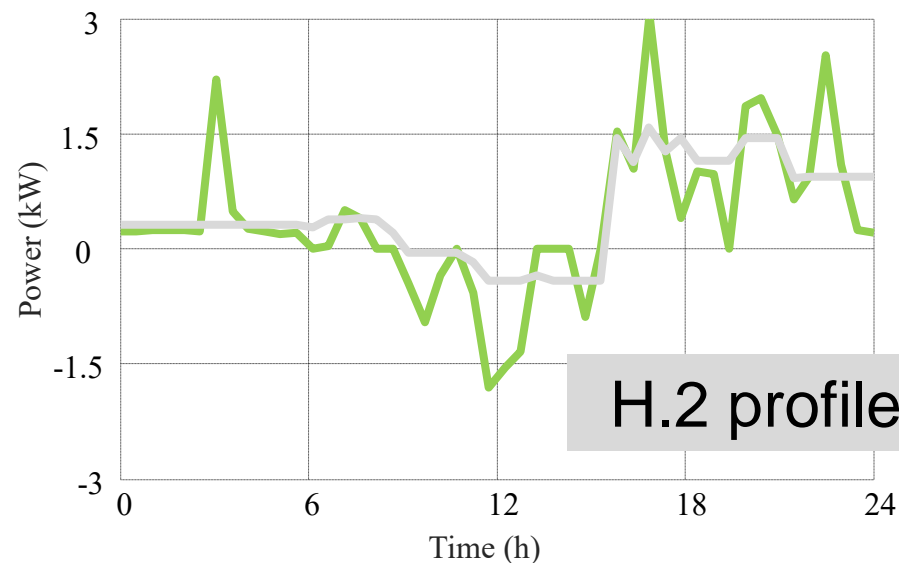
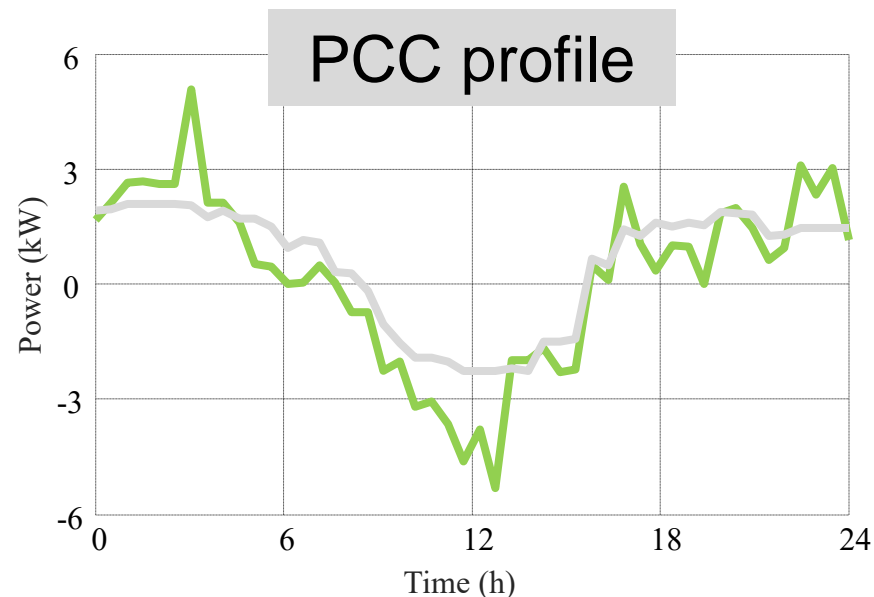


Obtained Results

Preliminary Tests with 3 Houses

- Aggregated power and house 3 power along the iterations
- Global and user objectives along the iterations.
- From uncoordinated control to global optimum.

	F (kWh ²)	f_1 (€)	f_2 (€)	f_3 (€)
Uncoord.	123.72	-0.34	0.35	1.73
Iter. 1	64.97	-0.00	0.73	1.96
Iter. 2				
Iter. 3				
Iter. 4				

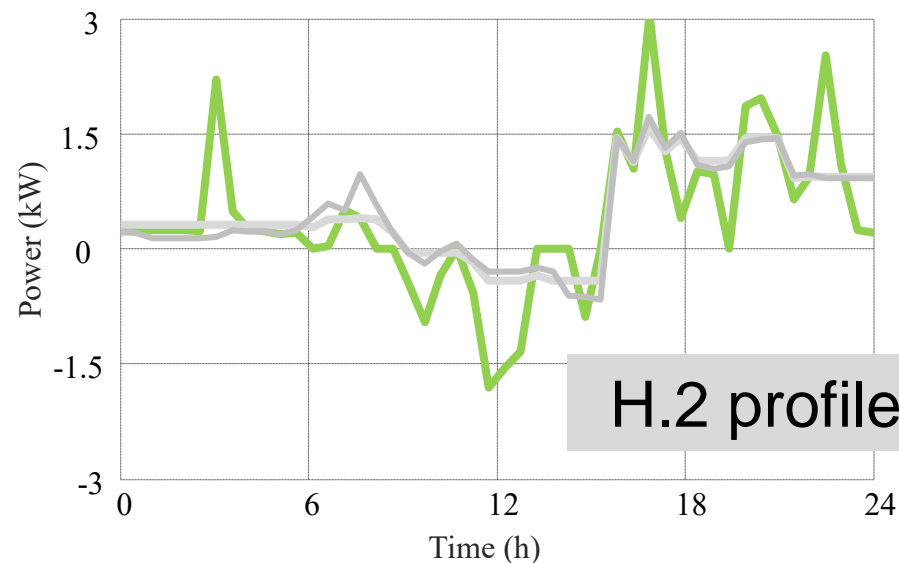
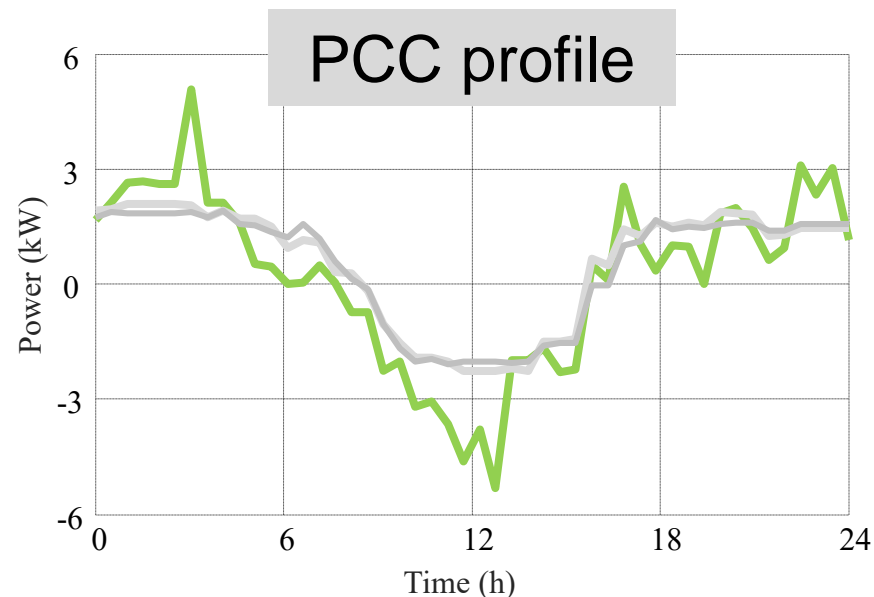


Obtained Results

Preliminary Tests with 3 Houses

- Aggregated power and house 3 power along the iterations
- Global and user objectives along the iterations.
- From uncoordinated control to global optimum.

	F (kWh ²)	f_1 (€)	f_2 (€)	f_3 (€)
Uncoord.	123.72	-0.34	0.35	1.73
Iter. 1	64.97	-0.00	0.73	1.96
Iter. 2	59.77	-0.07	0.70	1.99
Iter. 3				
Iter. 4				

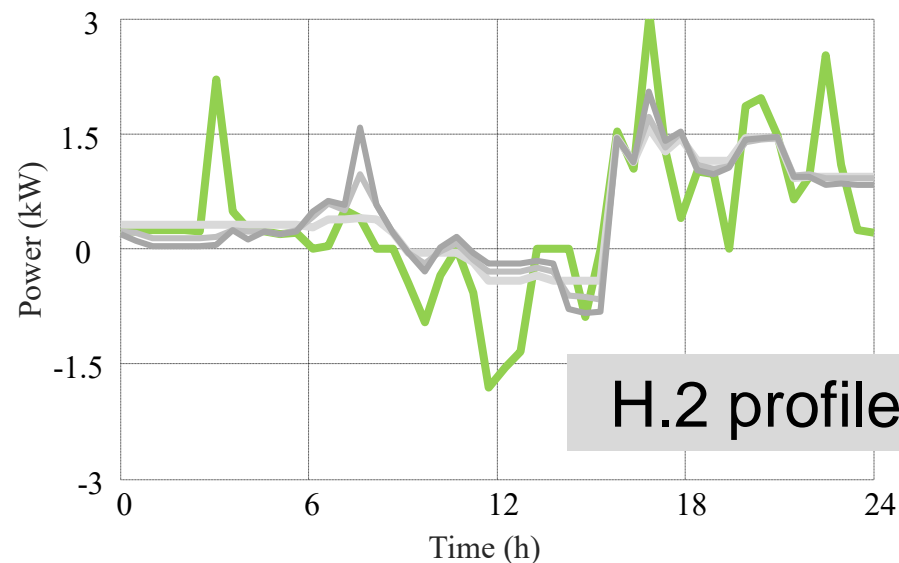
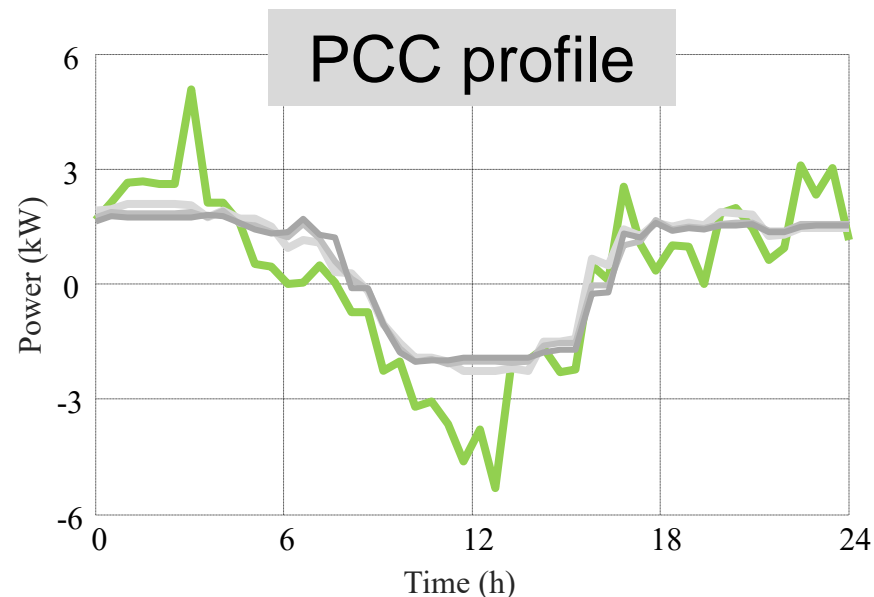


Obtained Results

Preliminary Tests with 3 Houses

- Aggregated power and house 3 power along the iterations
- Global and user objectives along the iterations.
- From uncoordinated control to global optimum.

	F (kWh ²)	f_1 (€)	f_2 (€)	f_3 (€)
Uncoord.	123.72	-0.34	0.35	1.73
Iter. 1	64.97	-0.00	0.73	1.96
Iter. 2	59.77	-0.07	0.70	1.99
Iter. 3	58.56	-0.08	0.68	2.02
Iter. 4				

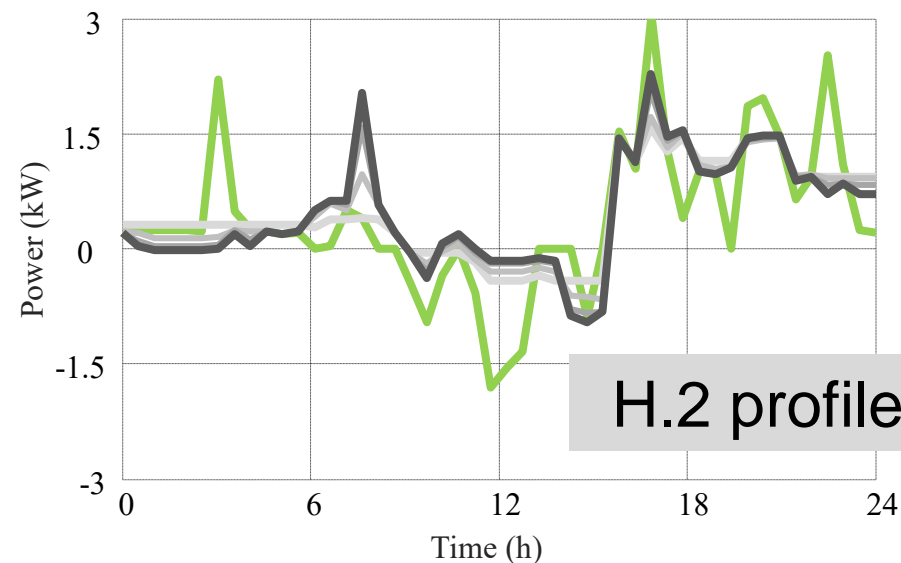
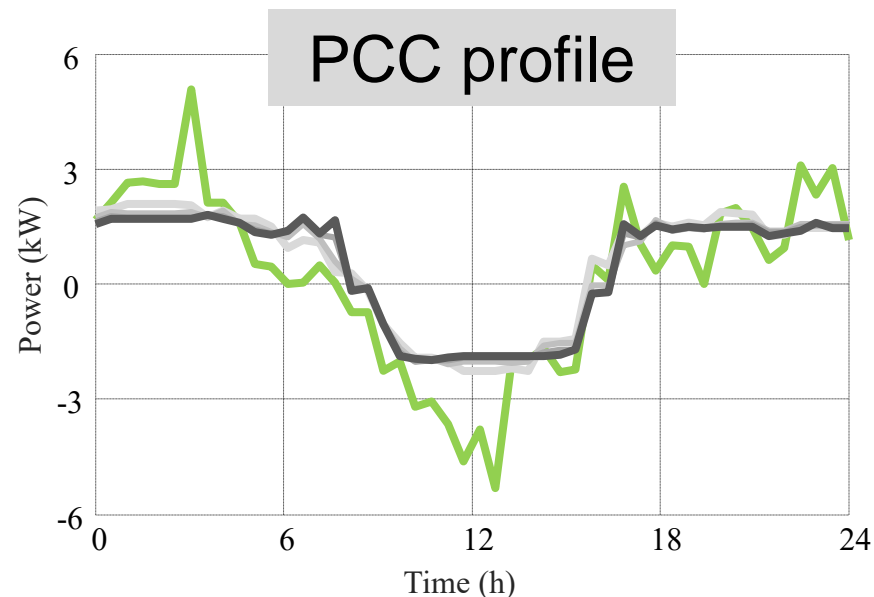


Obtained Results

Preliminary Tests with 3 Houses

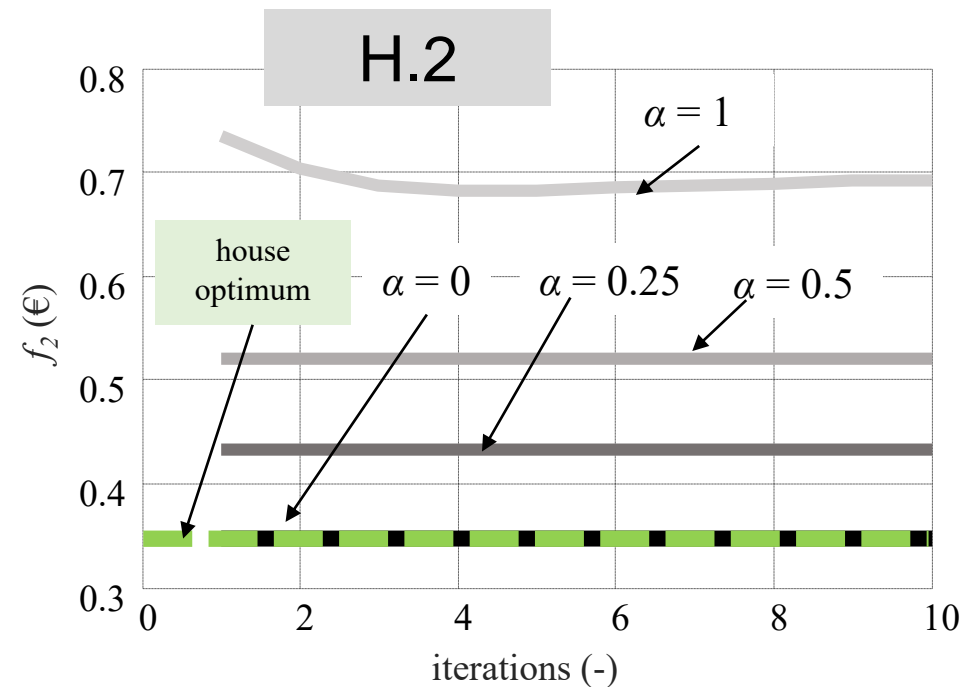
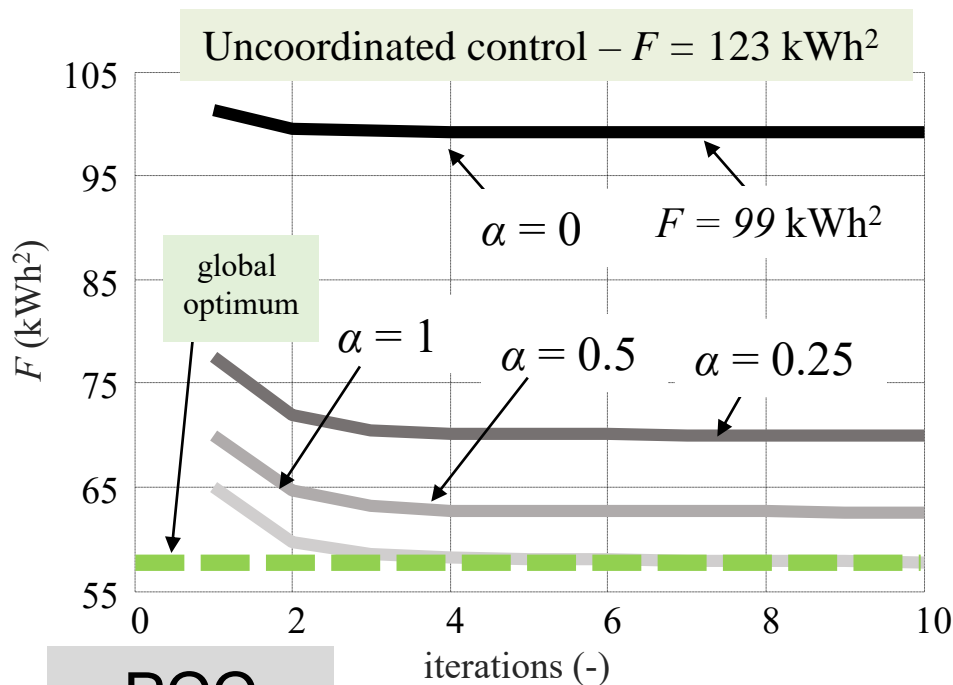
- Aggregated power and house 3 power along the iterations
- Global and user objectives along the iterations.
- From uncoordinated control to global optimum.

	F (kWh ²)	f_1 (€)	f_2 (€)	f_3 (€)
Uncoord.	123.72	-0.34	0.35	1.73
Iter. 1	64.97	-0.00	0.73	1.96
Iter. 2	59.77	-0.07	0.70	1.99
Iter. 3	58.56	-0.08	0.68	2.02
Iter. 4	58.20	-0.08	0.68	2.04



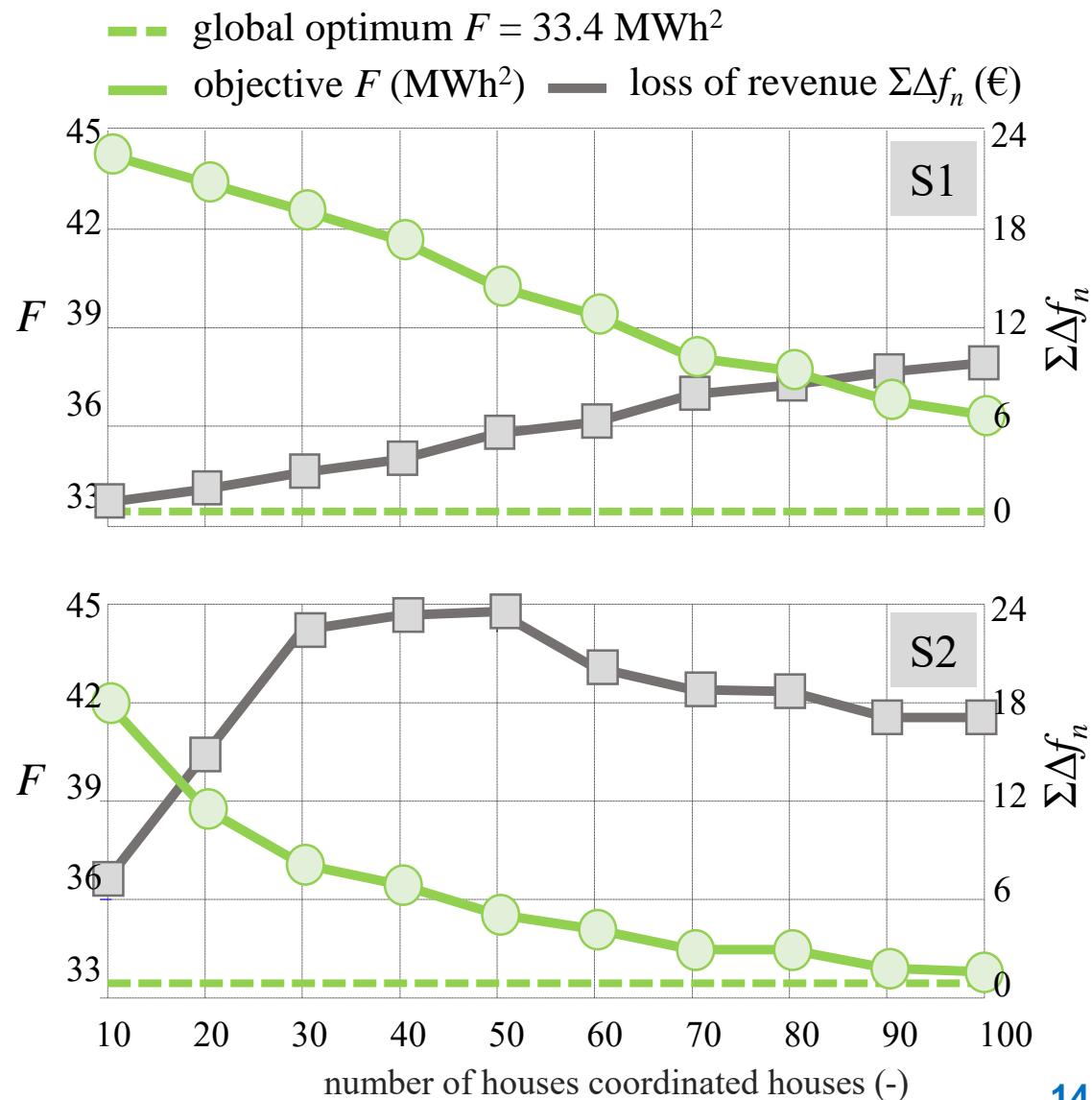
Preliminary Tests with 3 Houses

- Arbitrage between users loss of revenue and global objective improvements.
- Improvement from uncoordinated control still possible without degrading user performances ($\alpha = 0$).



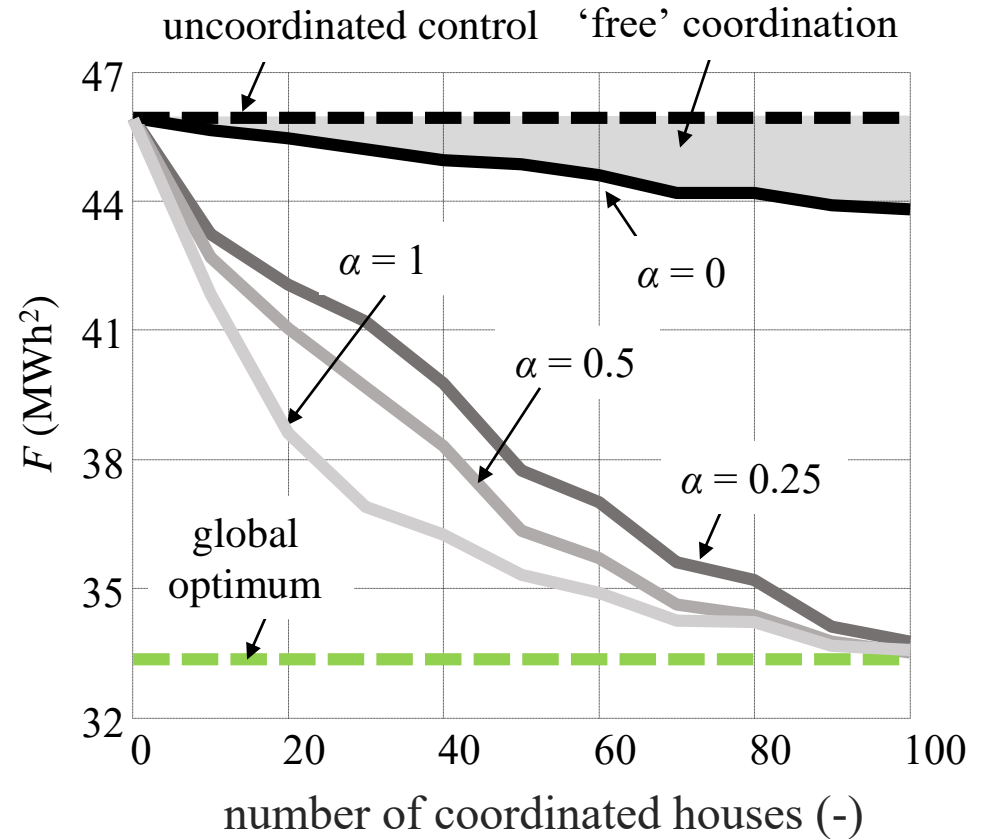
Scalability to 100 Houses

- System of 100 users with solar and storage- one day simulation.
- Increase the numbers of users in coordination – the others remain controlled at the individual level.
- System optimum improved with greater numbers of coordinated houses but with greater loss of revenue.
- Ability to curtail the solar generation (S2) improves the system optimum with greater loss of revenue.



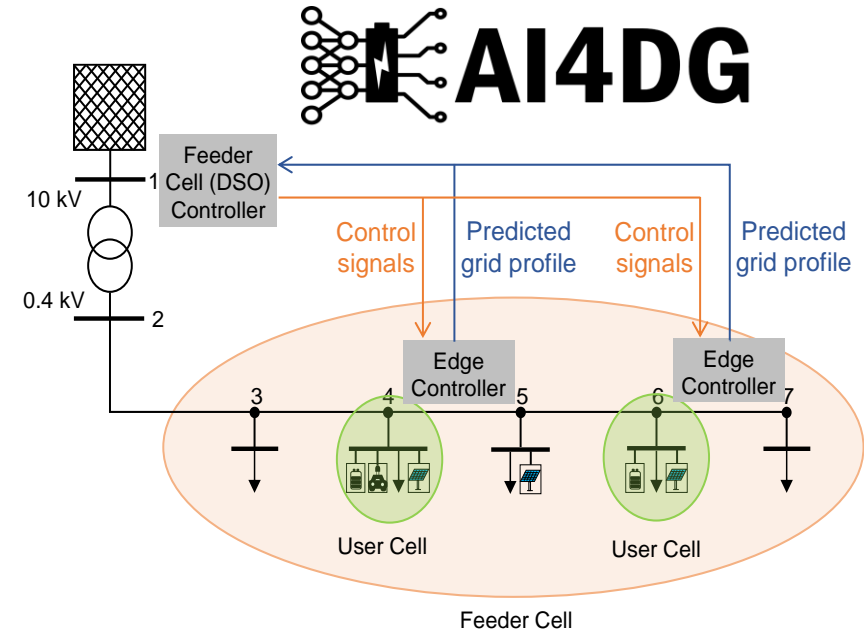
Scalability to 100 Houses

- Arbitrage between the number of coordinated users and their preferences.
- Improvement of the system objective still possible without decreasing users' performances ($\alpha = 0$).
- Global optimum reached with every house fully responsive ($\alpha = 1$).



Conclusions

- Successful implementation of **coordination strategy with up to 100 houses** with DERs 'behind the meter'.
- **Coordination reaches global objective optimum** with fully responsive houses – some improvements still possible without degrading users objectives.
- The more users, the less they need to degrade their objective to reach the same global target values.
- **Furthers Works:**
 - Investigation of pricing schemes or tailored user objectives to avoid iterations.
 - Include a decentralized real time control to comply with look-ahead scheduling.





Thank you