



**HAL**  
open science

# Conditional tail and quantile estimation for real-valued $\beta$ -mixing spatial data

Tchamiè Tchazino, Aliou Diop, Sophie Dabo-Niang

► **To cite this version:**

Tchamiè Tchazino, Aliou Diop, Sophie Dabo-Niang. Conditional tail and quantile estimation for real-valued  $\beta$ -mixing spatial data. 2022. hal-03668211

**HAL Id: hal-03668211**

**<https://hal.science/hal-03668211>**

Preprint submitted on 19 Jun 2022

**HAL** is a multi-disciplinary open access archive for the deposit and dissemination of scientific research documents, whether they are published or not. The documents may come from teaching and research institutions in France or abroad, or from public or private research centers.

L'archive ouverte pluridisciplinaire **HAL**, est destinée au dépôt et à la diffusion de documents scientifiques de niveau recherche, publiés ou non, émanant des établissements d'enseignement et de recherche français ou étrangers, des laboratoires publics ou privés.

# Conditional tail and quantile estimation for real-valued $\beta$ -mixing spatial data

Tchamiè Tchazino<sup>1</sup>, Aliou Diop<sup>2</sup> and Sophie Dabo-Niang<sup>3</sup>

1 Institut de Mathématiques et de Sciences Physiques IMSP-UAC, Porto-Novo, Benin.

2 Université Gaston Berger, Laboratoire LERSTAD, Saint-Louis, Senegal.

3 Université Lille, CNRS, UMR 8524-Laboratoire Paul Painlevé, INRIA-MODAL, F-59000 Lille, France.

## Abstract

This paper deals with the estimation of the tail index of a conditional heavy-tailed distribution of a spatial process. We are particularly interested in the estimation of conditional spatial rare events when the process is  $\beta$ -mixing. Given a conditional stationary real-valued multi-dimensional spatial process  $\{Y_{x_i}, \mathbf{i} \in \mathbb{Z}^N\}$ , we investigate its conditional heavy-tail index estimation and the corresponding conditional quantile. Asymptotic properties of the corresponding estimators are established under mild *mixing* conditions. The particularity of the tail proposed estimator is based on the spatial nature of the sample and its unbiased and reduced variance properties compared to well known conditional tail index estimators. A numerical study on synthetic and real data sets is conducted to assess the finite-sample behaviour of the proposed estimators.

**keywords:** Asymptotic normality;  $\beta$ -mixing; conditional extreme value index; bias correction; spatial dependence; functional estimation.

# 1 INTRODUCTION

Extreme value theory knows a growing dynamic in recent years motivated by the large number of applications in various and varied fields. The literature on statistical inference in extreme value theory, developing sophisticated statistical tools for modeling extreme events towards several directions is then very extensive. We refer to Daouia et al. [2019, 2018], Basrak and Tafro [2014], Ledford and Tawn [1996, 1997], Beirlant and Vandewalle [2002], Heffernan and Tawn [2004], Draisma et al. [2004], Peng [2010, 1999] among many others.

Speaking of the estimation of the heavy distribution tail index, we refer to existing work, particularly that of Bobbia et al. [2019, 2021], Daouia et al. [2020], Bassene [2016], Ndao et al. [2014], Resnick et al. [1998], Hsing [1991], Hill [1975] to name but a few. The most tail index estimator is that of Hill [1975] for time series under the independent hypothesis while Resnick et al. [1998] discuss the consistency of Hill's estimator when it is applied to certain classes of heavy-tailed stationary and dependent processes. Other authors look for Hill [1975] estimator properties and its applications in finance (risk measure), medicine... when Ndao et al. [2014] deal with censored data and Bassene [2016] extends these works in spatial case.

Almost all the existing statistical tools for estimating the heavy distribution tail index are developed for independent or time-dependent data despite the numerous situations where data are of spatial dependency nature. In fact, in many fields, data are now collected with geographical positions such as oceanography, epidemiology, forestry survey, economy and many others. The study of these kinds of data or any characteristic of such data cannot be done without taking into account their respective geographical positions and eventually spatial dependency. Spatial analysis is a general term to describe a technique that uses the spatial information in order to better handle the dependency of the observed data in an inference.

For modelling extreme spatial processes, the reader may refer to Tchazino et al. [2021], Bopp et al. [2021], Sharkey and Winter [2019], Opitz [2016], Bassene [2016], Basrak and Tafro [2014], Thibaud et al. [2013], Davison et al. [2012], Blanchet and Davison [2011], Turkman et al. [2010] among others. In particular, for tail index estimation, Basrak and Tafro [2014] considered the extremely behaviour of moving averages and moving maxima on a regular two dimension discrete grid while Bassene [2016] extended the previous works to a more general context under strongly conditions. Recently Tchazino et al. [2021] extend Bassene [2016] to the functional context under  $\beta$ -mixing condition. Tail index estimation is important in many extreme value theory problems in particular when estimating extreme quantiles (see Bolancé and Guillen [2021], Velthoen et al. [2021], Chavez-Demoulin and Guillou [2018], Bassene [2016], Goegebeur et al. [2014] among others). Goegebeur et al. [2014] and Bassene [2016] proposed Weissman extreme quantile estimators for  $\beta$ -mixing non-spatial process (resp.  $\alpha$ -mixing spatial process) from tail estimation. Velthoen et al. [2021] proposed recently a gradient boosting procedure to estimate a conditional generalized Pareto quantiles while Bolancé and Guillen [2021] introduced a new method to estimate longevity risk based on the kernel estimation of extreme quantiles.

It is quite natural to note that the advent of a phenomena would not have been considered as independent of any other plagues but as the result of several related plagues.

Thus it would be convenient to associate a covariate (which can be a set of variables) with the process describing the phenomenon being studied. Speaking of the conditional estimation of the extreme distribution tail index, we refer to Bassene [2016], Ndao et al. [2014], Gardes and Stupfler [2014], Gardes et al. [2012], Davison et al. [2012], Gardes and Girard [2010, 2008], Resnick et al. [1998] to name but a few. Bassene [2016] proposed a non-parametric conditional tail index estimation and Weissman type estimator of extreme quantile under  $\alpha$ -mixing condition while Ndao et al. [2014] early did the same but under random censoring. Gardes and Stupfler [2014] propose the estimation of the tail index in the presence of a finite-dimensional random covariate inspired by Gardes and Girard [2010] where the covariate is recorded simultaneously with the quantity of interest while early Gardes and Girard [2008] based their approach on a weighted sum of the log-spacing between some selected observations. Davison et al. [2012] introduced a latent variable modeling which allows a better fit to marginal distribution.

Let  $(Y_i)_{i \in \mathbb{Z}}$  be a real and measurable process, where  $Y_i$  has the same distribution as  $Y$  defined on the probability space  $(\Omega, \mathcal{A}, \mathbb{P})$  and  $(x_i)$  a deterministic process observed to the point  $i$  ( $x_i \in \mathbb{R}^d$ ,  $d \in \mathbb{N}^*$ ). We provide  $\mathbb{R}$  with the metric  $d(\cdot, \cdot)$ . We assume that the condition of the regular variation of the probability tail from  $Y$  conditionally to  $x$  is given by:

$$\forall y > 0, \quad \mathbb{P}(Y > y, x) = y^{-\frac{1}{\gamma(x)}} L(y, x), \quad (1)$$

where  $\gamma(\cdot)$  is unknown positive function of covariate  $x$  and  $L(\cdot, x)$  is a slowly varying function at infinity.

The function  $\gamma(\cdot)$  is referred to as conditional tail index function or conditional extreme value index function.

In a series of observations, since we are interested in extreme or unusual values, it is essential to find a method of identifying and collecting such values conditionally at  $x$ . In this context where we are interested in the  $Y_i$  process related to the information of the  $x$  process that we set, two methods are proposed in the literature; methods by moving window approach proposed by Gardes and Girard [2008] and the one of Goegebeur et al. [2014]. There is in the literature the conditional version of the estimator of Hill [1975] using either of the two extreme stock selection methods.

Another aspect of this estimator of the extreme distribution tail index that attracts the attention of many researchers is the functional one. To our knowledge, there are at least three works going in this direction; Tchazino et al. [2021], Chavez-Demoulin and Guillou [2018], Goegebeur and Guillou [2013].

Chavez-Demoulin and Guillou [2018] considered a  $\beta$ -mixing time series  $(Y_i)_{i \in \mathbb{N}}$  and built an estimator of tail index  $\gamma$ :

$$\hat{\gamma}_k(K) = T_K(Q_n) = \int_0^1 \log \left( \frac{Q_n(t)}{Q_n(1)} \right) d(tK(t)), \quad (2)$$

where  $Q_n(t) = Y_{n-\lfloor kt \rfloor, n}$   $0 < t < n/k$  is the quantile and  $K$  a function with support in  $(0, 1)$ .

In this paper, we are particularly interested in the conditional estimation of the tail index and extreme quantile for a process  $(Y_i)$  associated to a deterministic process  $(x_i)$ . Indeed, we wish to extend the estimator proposed by Chavez-Demoulin and Guillou [2018] for a mixing time series process with the conditional framework.

This paper is organized as follows. Section 2 presents the estimator of the conditional tail index and a bias correction method and its asymptotic properties while Section 3 deals with conditional extreme quantile estimator and its asymptotic properties. In order to study the finite sample performance of our estimators, we also propose finite sample properties of the estimates with simulated study and a real data application in Section 4 and finally the proofs of the main results are presented in Section 5. All the figures and tables are in Section 6

## 2 Functional estimation of the conditional extreme value index

### 2.1 Methodology

Let  $\mathbb{Z}^N$ ;  $N \geq 1$  be an Euclidean space  $N$ -dimensional of the point indices and  $\{Y_{\mathbf{i}}; \mathbf{i} \in \mathbb{Z}^N\}$  a real and measurable spatial process where  $Y_{\mathbf{i}}$  has the same distribution as  $Y$  defined on the probability space  $(\Omega, \mathcal{A}, \mathbb{P})$ . Let  $(x_{\mathbf{i}})$  be a deterministic process observed to the point  $\mathbf{i}$  ( $x_{\mathbf{i}} \in \mathbb{R}^p$ ,  $p \in \mathbb{N}^*$ ).  $d$  will denote the euclidean distance on  $\mathbb{R}^p$ . For reasons of simplicity, we note the couple  $(Y_{\mathbf{i}}, x_{\mathbf{i}})$  as  $Y_{x_{\mathbf{i}}}$ . We assume that the condition of the regular variation of the  $Y$ 's tail probability given  $x$  stated in equation (1) is satisfied; i. e.  $Y$  given  $x$  belongs to the Fréchet attraction domain of index  $\alpha(x) = 1/\gamma(x)$ ; where  $\gamma(\cdot)$  is unknown positive function of covariate  $x$  and  $L(\cdot, x)$  is a slowly varying function at infinity that is:

$$\lim_{y \rightarrow \infty} \frac{L(ty, x)}{L(y, x)} = 1, \quad \forall t > 0. \quad (3)$$

In the following, we are interested in the non-parametric point-wise estimation of this positive function of covariate  $x$ ,  $\gamma(\cdot)$  for spatial data.

For that purpose, let  $\mathbf{i} = (i_1, \dots, i_N) \in \mathbb{Z}^N$  be a site and consider the notation of the rectangular domain (see Bassene [2016]):

$$\mathbf{I}_{\mathbf{n}} = \{\mathbf{i} = (i_1, \dots, i_N); 1 \leq i_k \leq n_k; k = 1, \dots, N\}; \quad (4)$$

with lexicographical order; in the sense that  $\mathbf{i} = (i_1, \dots, i_N) \leq \mathbf{j} = (j_1, \dots, j_N) \Leftrightarrow i_1 \leq j_1$  or  $i_1 = j_1$  and  $i_2 \leq j_2$  or  $\dots$ ,  $i_k = j_k$  and  $i_N \leq j_N$ ,  $k = 1, \dots, N-1$ . Consider a sample  $(Y_{\mathbf{i}}; x_{\mathbf{i}})_{\mathbf{i} \in \mathbf{I}_{\mathbf{n}}}$  of conditional dependents variables verifying the relationship (1). In the triangular ordering, the observations become  $(Y_i, x_i)_{1 \leq i \leq \hat{\mathbf{n}}}$  where each index  $i = 1, \dots, \hat{\mathbf{n}} = n_1 \times n_2 \times \dots \times n_N$ , is identified by a site  $\mathbf{i}$  in the region  $\mathbf{I}_{\mathbf{n}}$  (see Robinson [2011]).

Let  $\mathbf{I}_n = \{i; 1 \leq i \leq \hat{\mathbf{n}}\}$  and for simplicity set  $\hat{\mathbf{n}} = n$ . In the following all limits are considered for  $n \rightarrow \infty$ .

Let us recall the moving window approach proposed by Gardes and Girard [2008] that we use in the following for filtering process  $(Y_{x_i})$ . For  $r > 0$ , let

$$\mathbf{B}(x, r) = \{w \in \mathbb{R}^d, d(x, w) \leq r\} \quad (5)$$

be the ball with center  $x$  and radius  $r$  and let  $r_{n,x}$  be a sequence of positive real numbers tending to 0 when  $n \rightarrow \infty$ . Since the estimator of  $\gamma(x)$  for given  $x$  is based on the

variables  $Y_i$  for which the associated covariates  $x_i$  belongs to the ball  $B(x, r_{n,x})$ , the proportion of points in this ball is therefore given by

$$\phi(r_{n,x}) = \frac{1}{n} \sum_{i \in I_n} \mathbf{1}_{\{x_i \in B(x, r_{n,x})\}}.$$

From there, the number of observations  $Y_i$  for which the associated  $x_i \in B(x, r_{n,x})$ , is given by  $m_{n,x} = n\phi(r_{n,x})$ . Our estimator is built according to the following steps:

- Data filtering: Let  $\{Z_i(x) = Y_i, x_i \in B(x, r_{n,x})\}$  be the set of  $Y_i$ 's for which the associated covariates  $x_i$  belongs to the ball  $B(x, r_{n,x})$ ;
- Data ordering and construct the conditional quantile function  $Q_{m_{n,x}}(t, x)$ . The process  $\{Z_i(x), i \in I_n\}$  can be ordered in the following order :  $Z_{1, m_{n,x}}(x) \leq Z_{2, m_{n,x}}(x) \leq \dots \leq Z_{m_{n,x}, m_{n,x}}(x)$ . Let  $(k_{m_{n,x}})$  be an intermediate sequence of integers such that  $k_{m_{n,x}} \leq m_{n,x}$ . We will assume that

$$k_x = k_{m_{n,x}} \rightarrow \infty; k_{m_{n,x}} = o(m_{n,x}) \text{ as } n \rightarrow \infty. \quad (6)$$

We set  $Q_{m_{n,x}}(t, x) := Z_{m_{n,x} - \lfloor k_x t \rfloor, m_{n,x}}(x)$  where  $0 < t < \frac{m_{n,x}}{k_x}$  the conditional quantile function measurable through  $(Y_i)$  for a given  $x_i$  in the ball  $B(x, r_{n,x})$ . It is obvious that for all  $0 < t \leq 1$ ,  $Q_{m_{n,x}}(t, x) \geq Q_{m_{n,x}}(1, x)$ ;

- Estimation strategy: as in Chavez-Demoulin and Guillou [2018] and in Tchazino et al. [2021], for given  $x$ , consider  $z(\cdot, x) : [0, 1] \rightarrow \mathbb{R}$  a measurable function, and consider the function:

$$T_K(z) = \begin{cases} \int_0^1 \log \left( \frac{z(t, x)}{z(1, x)} \right) d(tK(t)), & \text{if the right-hand side is defined and finite,} \\ 0 & \text{otherwise.} \end{cases}$$

Thus a class of estimators of  $\gamma(x)$  from the model (1) is given by:

$$\hat{\gamma}_{k_x}(K, x) = T_K(Q_{m_{n,x}}) = \int_0^1 \log \left( \frac{Q_{m_{n,x}}(t, x)}{Q_{m_{n,x}}(1, x)} \right) d(tK(t)), \quad (7)$$

where  $K$  is a function with support in  $(0, 1)$ .

**Remark 2.1** *Under the differentiability conditions on the function  $K$ , the estimator in Bassene [2016] (conditional spatial version of Hill [1975]) is a special case of this functional conditional estimator for  $K \equiv 1$ .*

## 2.2 Asymptotic properties

To establish the asymptotic properties of our class of estimators, we need some assumptions and conditions.

**Condition  $C_K$ :** Let  $K$  be a function such that  $0 < \int_0^1 K(t)dt < \infty$ . Suppose that  $K$  is continuously differentiable on  $(0, 1)$  and that there exist  $M > 0$  and  $\tau \in [0, 1/2)$  such that  $|K(t)| \leq Mt^{-\tau}$ .

**Condition  $C_M$  (mixing condition):** Let  $\sigma_Y(T) = \sigma(\{Y_{\mathbf{i}}, \mathbf{i} \in T\})$  denote the  $\sigma$ -field generated by  $\{Y_{\mathbf{i}}, \mathbf{i} \in T\}$  for  $T \subset \mathbb{Z}^N$ . For any subsets  $T_1$  and  $T_2$  of  $\mathbb{Z}^N$ , the  $\beta$ -mixing coefficient between  $\sigma_Y(T_1)$  and  $\sigma_Y(T_2)$  is defined by

$$\tilde{\beta}(T_1, T_2) = \sup \frac{1}{2} \sum_{j=1}^J \sum_{s=1}^S |P(A_j \cap B_s) - P(A_j)P(B_s)|, \quad (8)$$

where the supremum is taken over all partitions  $\{A_j\}_{j=1}^J \subset \sigma_Y(T_1)$  and  $\{B_s\}_{s=1}^S \subset \sigma_Y(T_2)$  of  $\mathbb{Z}^N$ . Let  $\mathcal{R}(b)$  denote the collection of all finite disjoint unions of cubes in  $\mathbb{Z}^N$  with total volume not exceeding  $b$ . Then, let

$$\beta(a, b) = \sup \left\{ \tilde{\beta}(T_1, T_2); d(T_1, T_2) \geq a; T_1, T_2 \in \mathcal{R}(b) \right\}, \quad a, b > 0, \quad (9)$$

where  $d(T_1, T_2) = \inf \{\|x - y\|; x \in T_1, y \in T_2\}$ . We assume that there exist a nonincreasing function  $\beta_1$  with  $\lim_{a \rightarrow \infty} \beta_1(a) = 0$  and a nondecreasing function  $g$  (that may be unbounded) such that

$$\beta(a, b) \leq \beta_1(a)g(b); \quad a, b > 0. \quad (10)$$

**Condition  $C_A$  (second order condition):**

There is a constant  $\rho(x) < 0$  and a rate function  $\mathcal{A}(\cdot, x)$  with index  $\rho(x)$ ; verifying  $\mathcal{A}(y, x) \rightarrow 0$  when  $y \rightarrow \infty$  for all  $x \in \mathbb{R}^d$ , such that for  $t > 1$ ,

$$\lim_{y \rightarrow \infty} \frac{\log(U(ty, x)/U(y, x)) - \gamma(x) \log(t)}{\mathcal{A}(y, x)} = \log(t) \frac{t^{\rho(x)} - 1}{\rho(x)}$$

where  $U$  is the quantile function with regular variation defined by  $U(\cdot, x) = (1/(1 - F(\cdot, x)))^{\leftarrow}$  ( $\leftarrow$  refers to the generalized inverse continuous on the left).

Note that this condition is a consequence of the Theorem B.3.1 (De Haan et al. [2006], De Haan and Stadtmüller [1996]) used in the literature as a second-order condition (see Ndao et al. [2014] and Bassene [2016]).

**Condition  $C_R$ :** (regularity)

There is  $\epsilon > 0$ , a function  $r : \mathbb{R} \times \mathbb{R} \rightarrow \mathbb{R}$ .

Set  $\mathcal{I}(\mathbf{j}) = \{\mathbf{i}; j_k(p+q) + 1 \leq i_k \leq j_k(p+q) + p; k = 1, \dots, N\}$  a collections of disjoint sites of size  $p^N$  ( $p^N = o(\hat{m}_{\mathbf{n}, x})$ ,  $p = p_{m_{\mathbf{n}, x}} \rightarrow \infty$ ,  $q = q_{m_{\mathbf{n}, x}} \rightarrow \infty$ ,  $q/p \rightarrow 0$ ;  $\hat{m}_{\mathbf{n}, x} = m_{n_1, x} \times \dots \times m_{n_N, x}$ ) and separate at list by  $q$ . Set  $(\hat{k}_{m_{\mathbf{n}, x}})$  a sequence of integers such that  $\hat{k}_{m_{\mathbf{n}, x}} \leq \hat{m}_{\mathbf{n}, x}$ .

$$(a) \quad \frac{\beta(q, p^N)}{p^N} \hat{m}_{\mathbf{n}, x} + p^N \frac{\log^2 \hat{k}_{m_{\mathbf{n}, x}}}{\sqrt{\hat{k}_{m_{\mathbf{n}, x}}}} \rightarrow 0;$$

$$(b) \frac{\hat{m}_{\mathbf{n},x}}{p^N \hat{k}_{m_{\mathbf{n},x}}} \text{Cov} \left( \sum_{\substack{\mathbf{i} \in \mathcal{I}(\mathbf{j}) \\ \mathbf{j} \in \mathbf{I}_{m_{\mathbf{n},x}}} 1_{\{Z_{\mathbf{i}}(x) > F^{\leftarrow}(1 - \hat{k}_{m_{\mathbf{n},x},z}/\hat{m}_{\mathbf{n},x})\}}, \sum_{\substack{\mathbf{i} \in \mathcal{I}(\mathbf{j}) \\ \mathbf{j} \in \mathbf{I}_{m_{\mathbf{n},x}}} 1_{\{Z_{\mathbf{i}}(x) > F^{\leftarrow}(1 - \hat{k}_{m_{\mathbf{n},x},y}/\hat{m}_{\mathbf{n},x})\}} \right) \rightarrow r(z, y),$$

$\forall 0 \leq z, y \leq 1 + \epsilon$  and

$$\mathbf{I}_{m_{\mathbf{n},x}} = \{\mathbf{i} = (i_1, \dots, i_N); 1 \leq i_k \leq m_{n_k,x}; k = 1, \dots, N\}; \quad (11)$$

(c) there exists a constant  $C$  such that  $\forall 0 \leq z < y \leq 1 + \epsilon$  :

$$\frac{\hat{m}_{\mathbf{n},x}}{p^N \hat{k}_{m_{\mathbf{n},x}}} E \left[ \left( \sum_{\substack{\mathbf{i} \in \mathcal{I}(\mathbf{j}) \\ \mathbf{j} \in \mathbf{I}_{m_{\mathbf{n},x}}} 1_{\{F^{\leftarrow}(1 - \hat{k}_{\mathbf{n},y}/\hat{m}_{\mathbf{n},x}) < Z_{\mathbf{i}}(x) \leq F^{\leftarrow}(1 - \hat{k}_{m_{\mathbf{n},x},z}/\hat{m}_{\mathbf{n},x})\}} \right)^4 \right] \leq C(y - z).$$

**Remark 2.2** *The hypotheses  $C_A$  is classical in extreme value theory (see Gardes and Girard [2008], Ndao et al. [2014]) see also Drees [2000], Drees et al. [2003], de Haan et al. [2016] but without conditional data. The  $\beta$ -mixing random fields condition  $C_M$  is given in Tchazino et al. [2021] Kurisu et al. [2021], Bradley [1993], Dedecker et al. [2007]) in the non conditional case while condition  $C_R$  is an extension to conditional spatial context of the one-dimension regular condition given in Drees [2000]). Condition  $C_K$  is technical to achieve our goals. We need the additional assumptions (like  $C_2$  and  $C_3$  in Drees et al. [2003]) if one wants to obtain the regularity condition  $C_R$ . Particularly the condition  $C_R - (a)$  is verified if (10) hold. The condition  $C_K$  follow the same line as in Tchazino et al. [2021].*

The following Theorem 2.2 is the conditional version of Theorem 2.1 in Tchazino et al. [2021] and the conditional spatial version of the Theorem 1 in Chavez-Demoulin and Guillou [2018]. The particularity lies in the spatial and conditional aspect of the considered process.

**Definition 2.1** (Zieliński [1998]).

We define  $Z_{m_{n,x} - \lfloor tk_x \rfloor, m_{n,x}}$  to be an  $\mathbb{F}$ -uniformly strongly consistent (or simply uniformly strongly consistent if the statistical model is fixed) estimator of the  $q^{\text{th}}$  quantile if

$$(\forall \epsilon > 0)(\forall \eta > 0)(\exists N)(\forall m \geq N), P_F \left\{ \sup_{h_{n,x} \geq m} |Z_{h_{n,x} - \lfloor tk_x \rfloor, h_{n,x}} - z_q(F)| > \epsilon \right\} < \eta, \quad (12)$$

where  $F$  is the distribution function of the process.

**Theorem 2.1** Let  $\{Y_{x_i}; \mathbf{i} \in \mathbb{Z}^N\}$  be a conditional process, where  $\{Y_i; \mathbf{i} \in \mathbb{Z}^N\}$  is a stationary and spatial process. Assume that the condition of the regular variation of the  $Y$ 's tail probability given  $x$  stated in equation (1) is satisfied. Let assume that the conditions  $C_M$ ,  $C_R$ ,  $C_A$  and  $C_K$  are satisfied. Assume also that the sample quantile  $Q_{m_{n,x}}(t, x)$  is an  $\mathbb{F}$ -uniformly strongly consistent estimator of the  $q^{\text{th}}$  quantile  $z_q = Q(q, t, x)$  as  $m_{n,x} \rightarrow \infty$  and  $tk_x/m_{n,x} \rightarrow q$ . We have:

$$\hat{\gamma}_{k_x}(K, x) \rightarrow \gamma(x) \text{ a.s as } m_{n,x} \rightarrow \infty. \quad (13)$$



**Theorem 2.2** Let  $\{Y_{x_i}; \mathbf{i} \in \mathbb{Z}^N\}$  be a conditional process, where  $\{Y_{\mathbf{i}}; \mathbf{i} \in \mathbb{Z}^N\}$  is a stationary and spatial process. Suppose that the distribution function of  $Y$  given  $x$  is continuous. Let assume that the conditions  $C_M$ ,  $C_R$ ,  $C_A$  and  $C_K$  are satisfied. Let  $(k_{m_n, x})$  be an intermediate sequence verifying (6) such that  $\sqrt{k_x} \mathcal{A}(b(m_{n,x}/k_x, x), x) \rightarrow \lambda(x) < \infty$ ,  $n \rightarrow \infty$ . We have:

$$\begin{aligned} & \sqrt{k_x} \left[ \hat{\gamma}_{k_x}(K, x) - \gamma(x) - \mathcal{A}(b(m_{n,x}/k_x, x), x) \frac{1}{\rho(x)} \right. \\ & \times \left. \int_0^1 \left( t^{-\rho(x)} - 1 - \rho(x)t^{-\rho(x)} \log(t) \right) K(t) dt \right] \\ & \xrightarrow{d} \gamma(x) \int_0^1 \left[ t^{-1} W(t) - W(1) \right] d(tK(t)); \end{aligned} \quad (14)$$

where  $(W(t))_{t \in [0,1]}$  is a Gaussian centered process and covariance function  $r$  defined in  $C_R$  and

$$b(t, x) = F^{\leftarrow}(1 - t^{-1}, x) \quad t > 1, \quad (15)$$

$$F^{\leftarrow}(y, x) = \inf\{t, F(t, x) \geq y\}, \quad 0 \leq y \leq 1, \quad \text{for a given } x;$$

$F$  being a distribution function and therefore subject to regular variation:

$$\bar{F}(b(t, x), x) \sim t^{-1}, \quad \bar{F} := 1 - F. \quad (16)$$

**Corollary 2.1** Under the conditions of Theorem 2.2, we have:

$$\sqrt{k_x} (\hat{\gamma}_{k_x}(K, x) - \gamma(x)) \xrightarrow{d} \mathcal{N}(\lambda(x) \mathcal{AB}(K, x), \mathcal{AV}(K, x)); \quad (17)$$

$$\text{where } \mathcal{AB}(K, x) = \frac{1}{\rho(x)} \int_0^1 \left( t^{-\rho(x)} - 1 - \rho(x)t^{-\rho(x)} \log(t) \right) K(t) dt$$

$$\text{and } \mathcal{AV}(K, x) = \gamma(x)^2 \int_0^1 \int_0^1 \left[ \frac{r(t, s)}{ts} - \frac{r(t, 1)}{t} - \frac{r(1, s)}{s} + r(1, 1) \right] d(tK(t)) d(sK(s)).$$

**Remark 2.3** If we assume that the  $\{Y_{x_i}; \mathbf{i} \in \mathbb{Z}^N\}$  are i.i.d and  $K(t) = 1$  for every  $t \in (0, 1)$ , we obtain the asymptotic normality of the same form as that of the estimator of Hill [1975].

Since this estimator is biased, the bias reduction methods will be discussed below.

## 2.3 Bias correction

This section follows the same lines as in Tchazino et al. [2021]

We propose a bias reduction method, useful for low values of  $|\rho|$  and for the corresponding quantile estimator. Knowing that the bias of the considered class of estimators depends on the function  $K$ , we will choose an optimal one, i.e. making both the bias almost zero and minimizing the variance. The particularity of our approach compared

to those of Chavez-Demoulin and Guillou [2018] and that of Goegebeur and Guillou [2013] lies in the consideration of a more wide class of functions  $K$ .

To do this let's consider two functions  $K_1$  and  $K_2$  verifying  $C_K$  and for a given  $x$  set:

$$K_{(\alpha(x),\beta(x))}(t) = \alpha(x)K_1(t) + \beta(x)K_2(t); \quad \alpha(x), \beta(x) \in \mathbb{R}^* \quad (18)$$

such that  $\frac{1}{\alpha(x)} + \frac{1}{\beta(x)} = -1$  (this condition imposed on  $\alpha(x)$  and  $\beta(x)$  is just technical for the results we want) and  $\int_0^1 K_{(\alpha(x),\beta(x))}(t)dt > 0$ . Let us now evaluate the bias of the estimator  $\hat{\gamma}_{k_x}(K_{(\alpha(x),\beta(x))}, x)$ .

We got

$$\frac{\lambda(x)}{\sqrt{k_x}} \mathcal{AB} \left( K_{(\alpha(x),\beta(x))}, x \right) = \frac{\lambda(x)}{\sqrt{k_x}} (\alpha(x) \mathcal{AB}(K_1, x) + \beta(x) \mathcal{AB}(K_2, x)).$$

Since we are dealing with bias reduction, let us find the values of  $\alpha(x)$  and  $\beta(x)$  for which the bias is close to 0. Then we obtain the system of equations:

$$\begin{cases} \alpha(x) \mathcal{AB}(K_1, x) + \beta(x) \mathcal{AB}(K_2, x) = 0 \\ \frac{1}{\alpha(x)} + \frac{1}{\beta(x)} = -1. \end{cases}$$

Then we have  $S = \left( \alpha(x) = \frac{\mathcal{AB}(K_2, x) - \mathcal{AB}(K_1, x)}{\mathcal{AB}(K_1, x)}, \beta(x) = \frac{\mathcal{AB}(K_1, x) - \mathcal{AB}(K_2, x)}{\mathcal{AB}(K_2, x)} \right) \in \mathbb{R}^2$  is the whole solution.

The resulting  $K_S$  leads to an asymptotically unbiased estimator.

**Corollary 2.2** *Under the assumptions of the Theorem 2.2, and assuming that  $K_1$  and  $K_2$  satisfy the condition  $C_K$ , we have*

$$\sqrt{k_x} (\hat{\gamma}_{k_x}(K_S, x) - \gamma(x)) \xrightarrow{d} \mathcal{N}(0, \mathcal{AV}(K_S, x)). \quad (19)$$

Let  $\mathcal{C}_{\gamma(x)} = \{\hat{\gamma}_{k_x}(K_S, x), K_1, K_2 \text{ verifying } C_K\}$  be the class of asymptotically unbiased estimators of  $\gamma(x)$ . The next part of the work consists in constructing the estimator with minimum variance.

In the case of the i.i.d variables, Goegebeur and Guillou [2013] (Theorem 2 and Corollary 4) establish that the pair function  $(K_1, K_2)$  verifying the condition  $C_K$  for which the variance is minimal is given by:  $(1, (1 - \rho(x))t^{-\rho(x)})$ . Although we have not established the optimal function  $K$  of minimum variance in our context, we propose to take the same couple  $(1, (1 - \rho(x))t^{-\rho(x)})$  of minimum variance in the case of i.i.d.. Thus, the function  $K_{S^*}$  from the couple  $(1, (1 - \rho(x))t^{-\rho(x)})$  of the form (18) is given by

$$K_{S^*}(t) = \frac{\rho(x)^3 - 4\rho(x)^2 + 2\rho(x)}{(1 - 2\rho(x))^2(2 - \rho(x))} - \frac{\rho(x)^3 - 4\rho(x)^2 + 2\rho(x)}{(1 - \rho(x))(2 - 3\rho(x))} t^{-\rho(x)}. \quad (20)$$

$\hat{\gamma}_{k_x}(K_{S^*}, x) \in \mathcal{C}_{\gamma(x)}$  and is of minimal variance.

**Remark 2.4** If we set  $a(x) = \frac{\rho(x)^3 - 4\rho(x)^2 + 2\rho(x)}{(1 - 2\rho(x))^2(2 - \rho(x))}$  and  $b(x) = \frac{\rho(x)^3 - 4\rho(x)^2 + 2\rho(x)}{(1 - \rho(x))(2 - 3\rho(x))}$  and under the assumption of independence, the variance of our estimator is given by:

$$\mathcal{AV}(K_{S^*}, x) = \gamma(x)^2 \left( (a(x) - b(x))^2 - \frac{2\rho(x)}{1 - \rho(x)} a(x)b(x) \right)$$

This variance decreases and leads to 0 when  $\rho(x) \rightarrow 0$  and explodes when  $\rho(x) \rightarrow -\infty$ ; which is contrary to the existing estimators in the literature. In addition to this difference in the direction of variation, our estimator allows us to make the variance as small as desired. Thus, we propose to consider the estimator that achieves the trade-off between these two types (in terms of direction of variation) of variance in such a way as to minimize the variance depending on the values of  $\rho(x)$ . Such an estimator is one whose function  $K$  is given by:

$$K_{S\Delta} = \begin{cases} K_{\Delta^*} & \text{if } \rho(x) \leq \bar{\rho}(x) \\ K_{S^*} & \text{if } \rho(x) \geq \bar{\rho}(x) \end{cases} \quad (21)$$

where  $\bar{\rho}(x)$  is the unique solution to the equation:  $\mathcal{AV}(K_{S^*}, x) = \mathcal{AV}(K_{\Delta^*}, x)$  and  $K_{\Delta^*}(t) = \left( \frac{1 - \rho(x)}{\rho(x)} \right)^2 - \frac{(1 - \rho(x))(1 - 2\rho(x))}{\rho(x)^2} t^{-\rho(x)}$ .

Let  $\tilde{\rho}(x)$  be a value taken by  $\rho(x)$  in (20) or a point (or canonical) estimator of  $\rho(x)$ . We have

$$K_{\tilde{S}^*}(t) = \tilde{a}(x) - \tilde{b}(x)t^{-\tilde{\rho}(x)} \quad (22)$$

where  $\tilde{a}(x)$  and  $\tilde{b}(x)$  are the respective values of  $a(x)$  and  $b(x)$  by replacing  $\rho(x)$  by  $\tilde{\rho}(x)$ . The following corollary holds:

**Corollary 2.3** Under the assumptions of the Theorem 2.2, and assuming that  $K_1$  and  $K_2$  satisfy the condition  $C_K$ , we have:

$$\sqrt{k_x} (\hat{\gamma}_{k_x}(K_{\tilde{S}^*}, x) - \gamma(x)) \xrightarrow{d} \mathcal{N} \left( \lambda(x) \left[ \tilde{a}(x) \frac{2 - \rho(x)}{(1 - \rho(x))^2} - \frac{\tilde{b}(x)}{1 - \rho(x)} \frac{2 - \rho(x) - 2\tilde{\rho}(x)}{(1 - \rho(x) - \tilde{\rho}(x))^2} \right], \mathcal{AV}(K_{\tilde{S}^*}, x) \right). \quad (23)$$

The bias cancels out when  $\rho(x)$  and  $\tilde{\rho}(x)$  coincide.

Admittedly,  $\hat{\gamma}_{k_x}(K_{\tilde{S}^*}, x)$  is biased but it is of particular interest for the control (reduction) of the bias because a judicious choice of  $\tilde{\rho}(x)$  (since  $\rho(x)$  is a parameter that controls the speed of convergence) would allow us to reduce the bias considerably, contrary to that in Corollary 2.1. On the other hand since it is possible to cancel this bias (for  $\tilde{\rho}(x) = \rho(x)$ ) if we replace  $\rho(x)$  by one of its consistent estimator in probability  $\hat{\rho}_{k_{m_n, x}, \rho(x)}(x)$  which is a function of an intermediate sequence  $(k_{m_n, x, \rho(x)})_{m_n, x \in \mathbb{N}}$ , we get the following theorem:

**Theorem 2.3** Let  $\{Y_{x_i}; \mathbf{i} \in \mathbb{Z}^N\}$  be a conditional process, where  $\{Y_{\mathbf{i}}; \mathbf{i} \in \mathbb{Z}^N\}$  is a stationary spatial process with a continuous distribution function and verifying conditions

$C_M$ ,  $C_R$  and  $C_A$ . Let  $\hat{\rho}_{k_{m_n,x},\rho(x)}(x)$  be an consistent estimator of  $\rho(x)$ , which is a function of an intermediate sequence  $(k_{m_n,x},\rho(x))_{m_n,x \in \mathbb{N}}$ ; and  $(k_{m_n,x})$  another intermediate sequence verifying (6) such that  $\sqrt{k_x} \mathcal{A}(b(m_{n,x}/k_x, x), x) \rightarrow \lambda(x) < \infty$ ,  $n \rightarrow \infty$ . We have:

$$\sqrt{k_x} (\hat{\gamma}_{k_x}(K_{\hat{S}^*}, x) - \gamma(x)) \xrightarrow{d} \mathcal{N}(0, \mathcal{AV}(K_{S^*}, x)), \quad (24)$$

where  $K_{\hat{S}^*}$  is of the form (20) by replacing  $\rho(x)$  by  $\hat{\rho}_{k_{m_n,x},\rho(x)}(x) = \hat{\rho}(x)$  for simplicity.

Note that  $K_{\hat{S}^*}$  depends on  $\hat{\rho}(x)$  and  $m_{n,x}$  then we need an additional condition on the term  $\sqrt{k_{m_n,x},\rho(x)} \mathcal{A}(b(m_{n,x}/k_{m_n,x},\rho(x)), x)$ . Although the  $K_{\hat{S}^*}$  is in the form (20), it cannot be written in the form (18) (where  $K_1$  and  $K_2$  are functions of  $\hat{\rho}(x)$  and  $\alpha$  and  $\beta$  of the functions of  $\rho(x)$ ). Thus it is necessary to estimate  $\rho(x)$ .

Gomes et al. [2002] proposed a possible family of  $\hat{\rho}(x)$  used in De Haan et al. [2006] and in Chavez-Demoulin and Guillaou [2018] expressed as follows.

$$\hat{\rho}(x) := \frac{-4 + 6S_{k_{m_n,x},\rho(x)}^{(2)} + \sqrt{3S_{k_{m_n,x},\rho(x)}^{(2)} - 2}}{4S_{k_{m_n,x},\rho(x)}^{(2)} - 3} \quad \text{with } S_{k_{m_n,x},\rho(x)}^{(2)} \in \left(\frac{2}{3}, \frac{3}{4}\right), \quad (25)$$

where

$$S_{k_{m_n,x},\rho(x)}^{(2)} := \frac{3 \left[ M_{k_{m_n,x},\rho(x)}^{(4)} - 24 \left( M_{k_{m_n,x},\rho(x)}^{(1)} \right)^4 \right] \left[ M_{\hat{k}_n}^{(2)} - 2 \left( M_{k_{m_n,x},\rho(x)}^{(1)} \right)^2 \right]}{4 \left[ M_{k_{m_n,x},\rho(x)}^{(3)} - 6 \left( M_{k_{m_n,x},\rho(x)}^{(1)} \right)^3 \right]^2},$$

with

$$M_{k_{m_n,x},\rho(x)}^{(\alpha)} := \frac{1}{k_{m_n,x},\rho(x)} \sum_{i=1}^{k_{m_n,x},\rho(x)} \left( \log Z_{m_n,x-i+1,m_n,x} - \log Z_{m_n,x-k_{m_n,x},\rho(x),m_n,x} \right)^\alpha, \quad \alpha \in \mathbb{N}. \quad (26)$$

In this family of the estimators  $\hat{\rho}(x)$  defined in (25) we have the following corollary.

**Corollary 2.4** Let  $\{Y_{x_i}; \mathbf{i} \in \mathbb{Z}^N\}$  be a conditional process, where  $\{Y_{\mathbf{i}}; \mathbf{i} \in \mathbb{Z}^N\}$  is a stationary spatial process with a continuous distribution function and verify the conditions  $C_M$ ,  $C_R$  and  $C_A$ . Suppose also that condition  $C_K$  is satisfied. Let  $\hat{\rho}(x)$  be an estimator of  $\rho(x)$ , where the intermediate sequence  $(k_{m_n,x},\rho(x))_{m_n,x \in \mathbb{N}}$  is such that

$\sqrt{k_{n,\rho(x)}} \mathcal{A}(b(m_{n,x}/k_{m_n,x},\rho(x)), x) \rightarrow \infty$ . Let  $(k_{m_n,x})$  be another intermediate sequence such as  $\sqrt{k_x} \mathcal{A}(b(m_{n,x}/k_x, x), x) \rightarrow \lambda(x) < \infty$ ,  $n \rightarrow \infty$ . We have:

$$\sqrt{k_x} (\hat{\gamma}_{k_x}(K_{\hat{S}^*}, x) - \gamma(x)) \xrightarrow{d} \mathcal{N}(0, \mathcal{AV}(K_{S^*}, x)). \quad (27)$$

This corollary is similar to the Corollary 4 in Chavez-Demoulin and Guillaou [2018]; the difference lies in the consideration of the process; spatial and conditional in our case. Here the sequence  $(k_{m_n,x},\rho(x))_{n \in \mathbb{Z}^N}$  is such that  $\sqrt{k_{m_n,x},\rho(x)} \mathcal{A}(b(m_{n,x}/k_{m_n,x},\rho(x)), x) \rightarrow \infty$  is needed to ensure the consistency of the estimator  $\hat{\rho}_{k_{m_n,x},\rho(x)}(x)$  of  $\rho(x)$ .

In practice we consider that  $K$  is a kernel, but this does not prevent us from using  $K_{S\Delta}$ , construct in this article. The estimation of  $\gamma(\cdot)$  is the only (necessary) step in the

estimation of the quantile. In our approach, not only we have considered a conditional and spatial process, but also our condition  $C_K$  differ from those of our predecessors, notably Chavez-Demoulin and Guillou [2018], de Haan et al. [2016], Goegebeur and Guillou [2013] which are restricted to the case where the function  $K$  is a kernel.

### 3 Estimation of the conditional extreme distribution quantile

One of the main purposes of extreme value theory is prediction of future extreme events, the tail index estimation proposed in the previous section is useful in this situation. We then are interested in inference of the extreme quantile

$$z_p(x) = U(1/p, x) \quad p \rightarrow 0. \quad (28)$$

Especially, our contribution consists in estimating the extreme quantile by applying the tail index estimator.

From the condition  $C_A$  we obtain

$$\frac{U(tz, x)}{U(t, x)} = z^{\gamma(x)} \exp \left\{ \mathcal{A}(t, x) \log(z) \frac{z^{\rho(x)} - 1}{\rho(x)} \right\} + o(1).$$

By setting  $tz = 1/p$  and  $t = Y_{m_{n,x} - \lfloor k_x \lambda \rfloor, m_{n,x}}(x)$ ,  $0 < \lambda < \frac{m_{n,x}}{k_x}$  where  $Y_i$  is a random variable from a standard Pareto distribution and since  $Z_{m_{n,x} - \lfloor k_x \lambda \rfloor, m_{n,x}}(x) = U(Y_{m_{n,x} - \lfloor k_x \lambda \rfloor, m_{n,x}}(x), x)$ , we get the approximation

$$\begin{aligned} z_p(x) &\simeq Z_{m_{n,x} - \lfloor k_x \lambda \rfloor, m_{n,x}}(x) \left( \frac{1}{p Y_{m_{n,x} - \lfloor k_x \lambda \rfloor, m_{n,x}}(x)} \right)^{\gamma(x)} \exp \left\{ \mathcal{A}(Y_{m_{n,x} - \lfloor k_x \lambda \rfloor, m_{n,x}}(x), x) \right. \\ &\quad \times \left. \log \left( \frac{1}{p Y_{m_{n,x} - \lfloor k_x \lambda \rfloor, m_{n,x}}(x)} \right) \frac{\left( \frac{1}{p Y_{m_{n,x} - \lfloor k_x \lambda \rfloor, m_{n,x}}(x)} \right)^{\rho(x)} - 1}{\rho(x)} \right\} \\ &\simeq Z_{m_{n,x} - \lfloor k_x \lambda \rfloor, m_{n,x}}(x) \left( \frac{1}{pb(m_{n,x}/k_x, x)} \right)^{\gamma(x)} \\ &\quad \times \exp \left\{ \mathcal{A}(b(m_{n,x}/k_x, x), x) \log \left( \frac{1}{pb(m_{n,x}/k_x, x)} \right) \frac{\left( \frac{1}{pb(m_{n,x}/k_x, x)} \right)^{\rho(x)} - 1}{\rho(x)} \right\} \end{aligned} \quad (29)$$

where the last step follows from replacing  $Y_{m_{n,x} - \lfloor k_x \lambda \rfloor, m_{n,x}}(x)$  by its expected value  $b(m_{n,x}/k_x, x)$ . This estimator is accessible only if you replace  $\gamma(x)$  and  $\mathcal{A}(b(m_{n,x}/k_x, x), x)$  by their estimators. It should be noted that the term  $\mathcal{A}(b(m_{n,x}/k_x, x), x)$  is seen as the moderator or corrector of the quantile estimator since we find the Weissman-type estimator if  $m_{n,x}$  is large enough that is, if  $\mathcal{A}(b(m_{n,x}/k_x, x), x) \rightarrow 0$  (see Weissman [1978]).

**Remark 3.1** *This extreme quantile estimator has a peculiarity over those existing in the literature. Indeed the presence of the multiplicative term  $\log(Z_{m_{n,x}-\lfloor k_x \lambda \rfloor, m_{n,x}}(x))$  rather large, implies that the speed of convergence of the term  $\mathcal{A}(b(m_{n,x}/k_x, x), x)$  around 0 is bigger.*

Chavez-Demoulin and Guillou [2018] have proposed an estimator of  $\mathcal{A}(b(m_{n,x}/k_x, x), x)$  in non-conditional cases that we adapt in our context.  $\mathcal{A}(b(m_{n,x}/k_x, x), x)$  can be estimated by :

$$-\frac{(1-\xi(x))(1-2\xi(x))}{\xi(x)^2} [\hat{\gamma}_{k_x}(K_1, x) - \hat{\gamma}_{k_x}(K_{2,\xi(x)}, x)],$$

where  $\xi(x)$  is a negative canonical or a consistent estimator of  $\rho(x)$ . Thus by replacing  $\gamma(x)$  and  $\mathcal{A}(b(m_{n,x}/k_x, x), x)$  by their estimators in the relationship (29) we obtain:

$$\begin{aligned} \hat{z}_{p,\xi(x)}(x) &= Z_{m_{n,x}-\lfloor k_x \lambda \rfloor, m_{n,x}}(x) \left( \frac{1}{pb(m_{n,x}/k_x, x)} \right)^{\hat{\gamma}_{k_x}(K_{S^*}, x)} \exp \left\{ -\frac{(1-\xi(x))(1-2\xi(x))}{\xi(x)^2} \right. \\ &\quad \left. \times [\hat{\gamma}_{k_x}(K_1, x) - \hat{\gamma}_{k_x}(K_{2,\xi(x)}, x)] \log \left( \frac{1}{pb(m_{n,x}/k_x, x)} \right) \frac{\left( \frac{1}{pb(m_{n,x}/k_x, x)} \right)^{\xi(x)} - 1}{\xi(x)} \right\}. \end{aligned}$$

Convergences in distribution under appropriate assumptions has been established by the same authors that we adapt in our spatial and conditional context.

**Theorem 3.1** *Let  $\{Y_{x_i}; \mathbf{i} \in \mathbb{Z}^N\}$  be a conditional process, where  $\{Y_{\mathbf{i}}; \mathbf{i} \in \mathbb{Z}^N\}$  is a stationary spatial process with a continuous distribution function and verifying conditions  $C_M$ ,  $C_R$  and  $C_A$ . Let  $\hat{\rho}_{k_{m_{n,x}, \rho(x)}}(x)$  be an estimator of  $\rho(x)$ , consistent in probability, which is a function of an intermediate sequence  $(k_{m_{n,x}, \rho(x)})_{m_{n,x} \in \mathbb{N}}$ ; set  $(k_{m_{n,x}})$  an intermediate sequence such as*

*$\sqrt{k_x} \mathcal{A}(b(m_{n,x}/k_x, x), x) \rightarrow \lambda(x) < \infty$ ,  $m_{n,x} \rightarrow \infty$  and suppose that  $p = p_{m_{n,x}}$  such that  $\frac{1}{pb(m_{n,x}/k_x, x)} \rightarrow \infty$ ,  $\frac{\log\left(\frac{1}{pb(m_{n,x}/k_x, x)}\right)}{\sqrt{k_x}} \rightarrow 0$  and  $m_{n,x}^{-a} \log p \rightarrow 0$  for any  $a > 0$ , then we have:*

$$\frac{\sqrt{k_x}}{\log \frac{1}{pb(m_{n,x}/k_x, x)}} \left( \frac{\hat{z}_{p,\xi(x)}(x)}{z_p(x)} - 1 \right) \xrightarrow{d} \mathcal{N}(0, \mathcal{AV}(K_{S^*}, x)), \quad (30)$$

*where  $\xi(x)$  is a negative parameter  $\tilde{\rho}(x)$  or an estimator consistent in probability  $\hat{\rho}(x)$  such that  $|\hat{\rho}(x) - \rho(x)| = O_{\mathbb{P}}(m_{n,x}^{-\epsilon})$  for  $\epsilon > 0$ .*

## 4 Finite sample properties

In this section, we illustrate the finite-sample performance of the proposed estimators using simulated and real datasets.

### 4.1 Simulation study

We would like to estimate the conditional extreme distribution tail index  $\gamma(x)$  for a given  $x$  of the simulated log-Laplace process (see Tchazino et al. [2021]). To do this

we duplicate  $N = 100$  processes of the said process and we consider a range of the highest values  $k$  ( $k = 1, \dots, 600$ ) to be considered to display the best estimator, i.e. the one of minimum error. We have compute these three family of estimators; that of Hill , Chavez-Demoulin and Guillou [2018] given by (2) and the ones built in this article given by (7). It will allow us to appreciate each estimator but also validate our estimator (21).

For this simulation study, we use the empirical form of the estimator (7) that is:

$$\hat{\gamma}_{k_x}(K, x) = \frac{1}{k_x} \sum_{i=1}^{k_x} \log \left( \frac{Z_{m_{n,x}-i+1, m_{n,x}}(x)}{Z_{m_{n,x}-k_x, m_{n,x}}(x)} \right) \times \left( K \left( \frac{i}{k_x} \right) + \frac{i}{k_x} \times K' \left( \frac{i}{k_x} \right) \right) \quad (31)$$

where  $K'$  is the first derivative of the function  $K$  and  $Z_{m_{n,x}-i, m_{n,x}}(x)$  is the ordered dependent variable  $Y_{x_i}$  for which the non-random covariate  $x_i$  belongs to the ball  $B(x_0, r)$ . In this simulation study, the covariate  $x_i$  is assumed to be an realisation of the variable  $X$  belonging to the uniform  $[0, 1]$  and we take  $x \in \{0.1, 0.2, 0.3, 0.4, 0.5, 0.6, 0.7, 0.8, 0.9\}$  and  $r = 0.1$ .

The following conditional tail-index function is similar to one in Daouia et al. [2011], see also Ndao et al. [2014].

$$\gamma(x) = (50/33) \times (.1 + \sin(\pi x)) \times (1.1 - .5 \times \exp(-64(x - .5)^2)) \quad (32)$$

The true quantile function (belongs to Frechet domain of attraction) is given by:

$$q(p, x) = (-ql(1 - p, x) \log(1 - p))^{-\gamma(x)} \quad (33)$$

where  $p$  is a probability and  $ql(\cdot, x)$  is the conditional loglaplace quantile function.

A sample of true values of  $\gamma(x)$  and  $q(0.001, x)$  are given in Table 4.1:

$x$	0.1	0.2	0.3	0.4	0.5	0.6	0.7	0.8	0.9
$\gamma(x)$	0.682	1.145	1.461	1.331	1.000	1.331	1.461	1.145	0.682
$q(0.001, x)$	5.545	17.750	39.381	28.414	12.340	28.414	39.381	17.750	5.545

**Table 4.1** A sample of true values of  $\gamma(x)$  and  $q(0, 001, x)$  for a given  $x$

We essentially verify the performance of our estimator (7) and that of Chavez-Demoulin and Guillou [2018] given by (2) for each given  $x$  according the values of  $\rho(x)$ .

For each  $x \in \{0.1, 0.2, 0.3, 0.4, 0.5, 0.6, 0.7, 0.8, 0.9\}$ , we execute the following calculation program:

1. Compute estimators for each replication  $i = 1, 2, \dots, R$  and for  $1 \leq k \leq m_x - 1$  noted  $\hat{\gamma}_{i,k}(K, x)$ .
2. Compute absolute error  $\epsilon_{i,k} = |\hat{\gamma}_{i,k}(K, x) - \gamma(x)|$  for  $i = 1, 2, \dots, R$ .
3. Recovering the number of extreme values  $k_i = \text{Arg min}_{1 \leq k \leq m_x - 1} (\epsilon_{i,k})$ ; the estimator of  $\gamma(x)$  on the replication  $i$  is given by  $\hat{\gamma}_{i,k_i}(K, x)$ .
4. Compute the extreme quantile estimator for replication  $i$ ;  $q_i(p, x)$  is the one computed with  $\hat{\gamma}_{i,k_i}(K, x)$ .

5. The estimator of  $\gamma(x)$  is then given by

$$\hat{\gamma}_{k_x}(K, x) = \frac{1}{R} \sum_{i=1}^R \hat{\gamma}_{i, k_i}(K, x),$$

where  $k_x = \frac{1}{R} \sum_{i=1}^R k_i$  and that of  $q(p, x)$  is given by:

$$\hat{q}(p, x) = \frac{1}{R} \sum_{i=1}^R q_i(p, x).$$

The results of our simulations allow us to conclude that our estimator (7) is also useful than (2) for low values of  $\rho(x)$ . Thus, based on these results, we recommend the use of the estimator (21) which realizes the compromise between the two estimators (7) and (2). The results of our simulations are reported in Table 6.1 for  $\gamma(\cdot)$  and Table 6.2 for  $q(0.001, \cdot)$ .

Figures 6.1-6.8 and 6.9-6.16 show the boxplots of the  $N$  realisations of the estimator of  $\gamma(x)$  and  $q(0.001, x)$  respectively for every  $x \in \{0.1, 0.2, 0.3, 0.4, 0.5, 0.6, 0.7, 0.8, 0.9\}$ . As we have noted that the estimator of gamma is highly dependent on the covariate  $x$ , the quantile estimator is even more sensitive to it. Indeed, a bad estimator of  $\gamma(x)$  has a negative effect on the predicted quantile making the estimation error more remarkable than that of  $\gamma(x)$ . In our simulation study, we can well notice that the performance of the predicted quantile deteriorates when the covariate is at the edge of the  $(0, 1)$  interval and acceptable in the center of this interval. Figures 6.9-6.16 illustrates this last remark well.

These results clearly show the influence of the parameter  $\rho(x)$  and sample size on the estimators. We can also see that there is a relationship between the sample size  $n$  and the number  $k_x$  of extreme values to be considered.

Furthermore from these results it appears that the estimators of gamma and quantile capture quite well the shape of the conditional extreme value index function  $x \mapsto \gamma(x)$  and quantile function  $x \mapsto q(0.001, x)$  respectively.

Finally, one can clearly see from these simulation results that our estimators seem to have better performance compared to conditional Hill's and conditional Weissman's estimator. We can remark that our estimators quality deteriorates as the sample size decreases.

## 4.2 Application to real data

We illustrate here the behaviour of the proposed methodology on rainfall data from 1559 stations in the West Africa Region on first September 2019 (available on NASA-datalink). This data set contain the geographical position (longitude, latitude), rain, relative humidity, air pressure, temperature and wind speed.

The mesh was made over West Africa by varying the longitude in the interval  $[-17, 3.5]$  and the latitude in  $[4.5, 16]$ .

The spatial aspect is materialized by longitude and latitude. The observed process has a minimum value of 0 and a maximum value of 65.94 with a mean of 6.94 and a median of 4.94. It can be seen that the mean is very close to the minimum observation and very



distant from the maximum observation. The median shows the extremal aspect of the observations quite large. Indeed 50% of the observations are concentrated in  $[0, 4.94]$  and the rest scattered in  $[4.94, 65.94]$ ; this aspect is visible on the Figure 6.25. We can thus think of the existence of a tail on the right, hence the interest of an extreme data study. The Figure 6.25. shows a grouping by similarity (color gradient) of the data on the geographical level. This makes us think of spatialized data or spatial dependence of data.

The Figure 6.26 6.25 illustrates two main aspects of the data: the spatial aspect materialized by the longitude and latitude and the extreme aspect is visualized by the color gradient which shows very few large observations (light blue, yellow and red). These figure also illustrates the spatial dependence marked by the grouping of data by similarity (size of observations) and according to geographical positions; we can notice the cluster of colors (materializing the size of observations) by location: dark blue (the most frequent observations), light blue which is found by geographical location, the largest observations in red and dark red (rare) surrounded by the observations more or less high (yellow). This data set is analysed in Tchazino et al. [2021]

We re-analyse the data taking into account some covariate. The selected covariate is air pressure (denoted by  $x$  in the following). Indeed, we performed a regression to identify the variable that best explains the variable of interest (rain); among the four explanatory variables (relative humidity, air pressure, temperature and wind speed). Air pressure best explains followed by relative humidity with a significance level above 99%.

We carry out, in Figure 6.28, visual checks of whether the heavy-tailed assumption makes sense for this sample of data ( $Y$ ). The boxplot and histogram of the  $Y_i$  both give descriptive evidence that  $Y$  has a heavy right tail. To further confirm that the heavy-tailed framework is appropriate, we drew a quantile-quantile plot of the weighted log-spacings within the top of the data against the quantiles of the unit exponential distribution. Formally, let  $Y_{1,n} \leq Y_{2,n} \leq \dots \leq Y_{n,n}$  denote the order statistics of the sample  $(Y_1, \dots, Y_n)$ . Let  $Z_{i,n} = i \log(Y_{n-i+1,n}/Y_{n-i,n})$ ,  $1 \leq i \leq n - 1$ , denote the weighted log-spacings computed from the consecutive top order statistics. It is known that, if  $Y$  is heavy-tailed with tail index  $\gamma(\cdot)$  then, for low  $i$ , the  $Z_{i,n}$  are approximately independent copies of an exponential random variable with mean (see e.g. Beirlant et al. [2006]). The Figure 6.28 therefore gives a quantile-quantile plot of the  $Z_{i,n}$  for  $1 \leq i \leq \lfloor n/5 \rfloor$  versus the exponential distribution. The relationship in this quantile-quantile plot is approximately linear, which constitutes further evidence that the heavy tail assumption on  $Y$  makes sense. The tail on the right is visible on Figure 6.28.

We can well notice that on average 1200 or 76.97% of the observations are close to the mean while very few observations (less than 6.41%) are very far from the majority. Since the data shows heavy-tailed behavior, we estimate the conditional tail index  $\gamma(x)$  and the quantile  $q(0.001, x)$  of the conditional distribution  $Y$  (rain) given  $X$  (air pressure). We use the same estimation method described in Section 4.1 with respect to the empirical form of the estimator of  $\gamma(\cdot)$  and the extreme quantile.

In the theory we have mentioned for the selection of conditional variables, the use of the ball centered on an  $x$  and of radius  $r$  that we give ourselves. Indeed we collect the realizations of the variable of interest for which the corresponding realizations

of the covariate fall into the ball. In practice the choice of the radius is a critical issue. We estimate the tail estimators and quantile for a given  $x = 97.10$  (mean-standard deviation of air pressure),  $x = 98.91$  (mean of air pressure) and  $x = 100.72$  (mean+standard deviation of air pressure). For each of these values we vary the radius  $r \in \{1.5, sd(x) = 1.81, 1.96 \times \sqrt{sd(x)} = 2.65, 1.96 \times sd(x) = 3.55, 4\}$  and we retain the one achieving the smallest error calculated on  $R = 100$  replications; each replication being a resampling of the starting sample.

Indeed for each replication  $i = 1, \dots, R$  we proceed as follows:

1. Compute the estimators of  $\gamma(x)$  noted  $\hat{\gamma}_{i,k}(K, x)$  for  $1 \leq k \leq m_x - 1$ .
2. we form several successive "blocks" of estimators of size  $B = 15$ .
3. we determine the  $k$ -value to be used (thereafter denoted by  $k_i$ ) from the block with minimal standard deviation. Precisely, we take the middle value of the  $k$ -values in the block (see Goegebeur et al. [2014], Ndao et al. [2014])
4. Then the estimator of  $\gamma(x)$  for replication  $i$  is  $\hat{\gamma}_{i,k_i}(K, x)$

The rest of the algorithm follows the same lines as in the simulation part as the computation of the optimal  $k$  and the quantile  $q(p, x)$ .

The results of our studies are in Table 6.3 and the boxplots are in Figure 6.17-6.24.

**Remark 4.1** *One can remark according these results, the central role of the function  $\rho(\cdot)$  on the convergence of the estimators. For a given  $x$ ,  $\rho(x)$  does not give the same performance on the estimators.*

## Conclusion

The estimation of conditional tail index proposed in this article generalizes that Tchazino et al. [2021] where no exogenous variable was considered. The asymptotic properties of the proposed conditional tail index estimators (biased and unbiased) have been established under mild conditions, in particular  $\beta$ -mixing condition compare to the  $\alpha$ -mixing one in Bassene [2016]. The originality of the considered framework lies in the spatial nature of the dependent process studied but also on a wide class of tail index estimators, reducing the asymptotic bias and variance. We also proposed an asymptotically normal extreme quantile estimator. Future directions may include considering models with random exogenous variables or space-time processes, with a number of potential applications.

## 5 Proofs of the main results

### Proofs of the main results

To establish the proofs of our results, we adopt Robinson [2011]'s notation of the spatial locations (for seek of simplicity). That is the process  $\{Y_{\mathbf{i}}, \mathbf{i} \in \mathbb{Z}^N\}$  is written as  $\{Y_i, 1 \leq i \leq n = n_1 \times n_2 \times \cdots \times n_N\}$  using for instance a triangular array notation and a lexicographic ordering. For this notation the mixing conditions  $C_M$  and  $C_R$  (regularity) are written as:

**Condition  $C'_M$**  (mixing condition): Let  $(l_n)_{n \in \mathbb{N}^*}$  be a sequence of integers such that  $1 \leq l_n \leq n$ ; set  $\mathcal{B}_m^j = \sigma(Y_i, m \leq i \leq j)$  be  $\sigma$ -fields generated by the random variables  $(Y_i)_i$  with  $m \leq i \leq j$ . The  $\beta$ -mixing condition is given by:

$$\beta(l_n) := \sup_{m \in \mathbb{N}^*} \mathbb{E} \left[ \sup_{A \in \mathcal{B}_{l_n+m+1}^{+\infty}} |\mathbb{P}(A | \mathcal{B}_1^m) - \mathbb{P}(A)| \right] \xrightarrow{l_n \rightarrow \infty} 0 \quad (34)$$

See Drees [2000] for a discussion on the  $\beta$ -mixing and examples.

**Condition  $C'_R$** : (regularity)

There is  $\epsilon > 0$ , a function  $r : \mathbb{R} \times \mathbb{R} \rightarrow \mathbb{R}$ , and  $(l_{m_{n,x}})$  defined above is such that  $l_{m_{n,x}} = o(m_{n,x}/k_x)$ ; and when  $n \rightarrow \infty$ . For simplicity set  $l_n := l_{m_{n,x}}$ .

$$(a') \quad \frac{\beta(l_n)}{l_n} m_{n,x} + l_n \frac{\log^2 k_x}{\sqrt{k_x}} \rightarrow 0;$$

$$(b') \quad \frac{m_{n,x}}{l_n k_x} \text{Cov} \left( \sum_{i=1}^{l_n} \mathbf{1}_{\{Z_i(x) > F^{\leftarrow(1-k_x z/m_{n,x})}\}}, \sum_{i=1}^{l_n} \mathbf{1}_{\{Z_i(x) > F^{\leftarrow(1-k_x y/m_{n,x})}\}} \right) \rightarrow r(z, y),$$

$$\forall 0 \leq z, y \leq 1 + \epsilon;$$

(c') there exists a constant  $C$  such that  $\forall 0 \leq z < y \leq 1 + \epsilon$ :

$$\frac{m_{n,x}}{l_n k_x} E \left[ \left( \sum_{i=1}^{l_n} \mathbf{1}_{\{F^{\leftarrow(1-k_x y/m_{n,x})} < Z_i(x) \leq F^{\leftarrow(1-k_x z/m_{n,x})}\}} \right)^4 \right] \leq C(y - z).$$

### 5.1 Proof of Theorem 2.1

To prove this theorem we need the following lemma and propositions.

**Proposition 5.1** *Suppose that  $\forall \epsilon > 0$ ,  $\inf_F \min \left\{ q - F \left( \frac{x_q - \epsilon}{2} \right), F \left( \frac{x_q + \epsilon}{2} \right) - q \right\} > 0$  then sample quantile  $Z_{m_{n,x} - \lfloor tk_x \rfloor, m_{n,x}}$  such that  $tk_x/m_{n,x} \rightarrow q$  as  $m_{n,x} \rightarrow \infty$  is an  $\mathbb{F}$ -uniformly strongly consistent estimator of the  $q^{\text{th}}$  quantile  $z_q = z_q(F)$*

**Proof of Proposition 5.1.**

Fix  $\epsilon > 0$  and let  $\delta = \inf_F \min \left\{ q - F \left( \frac{x_q - \epsilon}{2} \right), F \left( \frac{x_q + \epsilon}{2} \right) - q \right\}$ . In the proof we shall use the following result of Hoeffding [1963]: if  $\xi_1, \xi_2, \dots, \xi_n$  are independent random

variables such that, for some finite  $a$  and  $b$ ,  $P\{a < \xi_i < b\} = 1$ ,  $i = 1, 2, \dots, n$ , then for  $t > 0$ ,

$$P \left\{ \frac{1}{n} \sum_{i=1}^n \xi_i - E \left( \frac{1}{n} \sum_{i=1}^n \xi_i \right) \geq t \right\} \leq \exp \left\{ -2nt^2 / (b-a)^2 \right\}.$$

Take  $N$  such that  $q - \frac{1}{2}\delta < tk_x/m_{n,x} < q + \frac{1}{2}\delta$  if  $m_{n,x} \geq N$ . Denote by  $F_n$  the empirical distribution function generated by the sample  $Z_1, Z_2, \dots, Z_{m_{n,x}}$  and by  $\xi_j$  the random variable equal to 1 if  $2Z_j > z_q + \epsilon$ , and equal to 0 otherwise. Set a sequence of independent r.v.'s  $Z_1^*, Z_2^*, \dots, Z_{m_{n,x}}^*$  independent of  $Z_1, Z_2, \dots, Z_{m_{n,x}}$  such that  $Z_i^*$  has the same distribution as  $Z_i$  and by  $\xi_j^*$  the random variable equal to 1 if  $2Z_j^* > z_q + \epsilon$ , and equal to 0 otherwise; and  $0v_j$  an random variable such that  $v_j = 1$  if  $Z_j - Z_j^* > \frac{z_q + \epsilon}{2}$  and  $v_j = -1$  otherwise. Then for  $m_{n,x} \geq N$ ;

$$\begin{aligned} P_F \left\{ Z_{m_{n,x}-\lfloor tk_x \rfloor, m_{n,x}} > z_q + \epsilon \right\} &= P_F \left\{ Z_{m_{n,x}-\lfloor tk_x \rfloor, m_{n,x}} - Z_{m_{n,x}-\lfloor tk_x \rfloor, m_{n,x}}^* \right. \\ &\quad \left. + Z_{m_{n,x}-\lfloor tk_x \rfloor, m_{n,x}}^* > z_q + \epsilon \right\} \\ &\leq P_F \left\{ Z_{m_{n,x}-\lfloor tk_x \rfloor, m_{n,x}} - Z_{m_{n,x}-\lfloor tk_x \rfloor, m_{n,x}}^* > \frac{z_q + \epsilon}{2} \right\} \\ &\quad + P_F \left\{ Z_{m_{n,x}-\lfloor tk_x \rfloor, m_{n,x}}^* > \frac{z_q + \epsilon}{2} \right\} \\ &= A + B, \end{aligned}$$

and

$$\begin{aligned} P_F \left\{ Z_{m_{n,x}-\lfloor tk_x \rfloor, m_{n,x}} < z_q - \epsilon \right\} &= P_F \left\{ Z_{m_{n,x}-\lfloor tk_x \rfloor, m_{n,x}} - Z_{m_{n,x}-\lfloor tk_x \rfloor, m_{n,x}}^* \right. \\ &\quad \left. + Z_{m_{n,x}-\lfloor tk_x \rfloor, m_{n,x}}^* < z_q - \epsilon \right\} \\ &\leq P_F \left\{ Z_{m_{n,x}-\lfloor tk_x \rfloor, m_{n,x}} - Z_{m_{n,x}-\lfloor tk_x \rfloor, m_{n,x}}^* < \frac{z_q - \epsilon}{2} \right\} \\ &\quad + P_F \left\{ Z_{m_{n,x}-\lfloor tk_x \rfloor, m_{n,x}}^* < \frac{z_q - \epsilon}{2} \right\} \\ &= A' + B'. \end{aligned}$$

Hence for each  $m_{n,x} \geq N$  and for each  $F \in \mathbb{F}$

$$P_F \left\{ \left| Z_{m_{n,x}-\lfloor tk_x \rfloor, m_{n,x}} - z_q \right| > \epsilon \right\} \leq A + A' + B + B'.$$

First we evaluate  $B + B'$ . Since  $Z_i^*$  are independent r.v.'s and  $E(\xi_i^*) = 1 - F\left(\frac{z_q + \epsilon}{2}\right)$

we have:

$$\begin{aligned}
P_F \left\{ Z_{m_{n,x}-\lfloor tk_x \rfloor, m_{n,x}}^* > \frac{z_q + \epsilon}{2} \right\} &= P_F \left\{ \xi_{m_{n,x}-\lfloor tk_x \rfloor, m_{n,x}}^* \geq 1 \right\} \\
&= P_F \left\{ \frac{1}{m_{n,x}} \sum_{\lfloor tk_x \rfloor=1}^{m_{n,x}} \xi_{m_{n,x}-\lfloor tk_x \rfloor, m_{n,x}}^* \geq 1 \right\} \\
&= P_F \left\{ \frac{1}{m_{n,x}} \sum_{i=1}^{m_{n,x}} \xi_i^* - E \left\{ \frac{1}{m_{n,x}} \sum_{i=1}^{m_{n,x}} \xi_i^* \right\} \geq 1 \right. \\
&\quad \left. - E \left\{ \frac{1}{m_{n,x}} \sum_{i=1}^{m_{n,x}} \xi_i^* \right\} \right\} \\
&= P_F \left\{ \frac{1}{m_{n,x}} \sum_{i=1}^{m_{n,x}} \xi_i^* - E \left\{ \frac{1}{m_{n,x}} \sum_{i=1}^{m_{n,x}} \xi_i^* \right\} \geq F \left( \frac{z_q + \epsilon}{2} \right) \right\} \\
&\leq P_F \left\{ \frac{1}{m_{n,x}} \sum_{i=1}^{m_{n,x}} \xi_i^* - E \left\{ \frac{1}{m_{n,x}} \sum_{i=1}^{m_{n,x}} \xi_i^* \right\} \geq \delta \right\} \\
&\leq P_F \left\{ \frac{1}{m_{n,x}} \sum_{i=1}^{m_{n,x}} \xi_i^* - E \left\{ \frac{1}{m_{n,x}} \sum_{i=1}^{m_{n,x}} \xi_i^* \right\} \geq \frac{\delta}{2} \right\} \\
&\leq \exp \left( -\frac{m_{n,x} \delta^2}{2} \right).
\end{aligned}$$

In the same way one gets:

$$P_F \left\{ Z_{m_{n,x}-\lfloor tk_x \rfloor, m_{n,x}}^* < \frac{z_q - \epsilon}{2} \right\} \leq \exp \left( -\frac{m_{n,x} \delta^2}{2} \right).$$

Now we compute the term  $A + A'$ .  
 $v_j$  as defined satisfy the condition  $C_M$  through  $Z_j$  verifying

$$\beta(n) \leq \exp(-cn^\tau) \text{ for any positive } n, \quad (35)$$

where  $c$  and  $\tau$  are positives constants. Set  $c_1$  and  $c_2$  two positives constants depending only on  $c$ . Then by applying Bernstein type inequality given in Merlevède et al. [2009, 2011] one gets:

$$\begin{aligned}
A + A' &= P_F \left\{ Z_{m_{n,x}-\lfloor tk_x \rfloor, m_{n,x}} - Z_{m_{n,x}-\lfloor tk_x \rfloor, m_{n,x}}^* > \frac{z_q + \epsilon}{2} \right\} \\
&\quad + P_F \left\{ Z_{m_{n,x}-\lfloor tk_x \rfloor, m_{n,x}} - Z_{m_{n,x}-\lfloor tk_x \rfloor, m_{n,x}}^* < \frac{z_q - \epsilon}{2} \right\} \\
&= P_F \left\{ v_{m_{n,x}-\lfloor tk_x \rfloor, m_{n,x}} = 1 \right\} + P_F \left\{ v_{m_{n,x}-\lfloor tk_x \rfloor, m_{n,x}} = -1 \right\} \\
&= P_F \left\{ \sum_{\lfloor tk_x \rfloor=1}^{m_{n,x}} v_{m_{n,x}-\lfloor tk_x \rfloor, m_{n,x}} = m_{n,x} \right\} + P_F \left\{ \sum_{\lfloor tk_x \rfloor=1}^{m_{n,x}} v_{m_{n,x}-\lfloor tk_x \rfloor, m_{n,x}} = -m_{n,x} \right\} \\
&= P_F \left\{ \sum_{i=1}^{m_{n,x}} v_i = m_{n,x} \right\} + P_F \left\{ \sum_{i=1}^{m_{n,x}} v_i = -m_{n,x} \right\} \\
&\leq P_F \left\{ \left| \sum_{i=1}^{m_{n,x}} v_i \right| \geq m_{n,x} \right\} \\
&\leq \exp \left( -c_1 m_{n,x}^2 / m_{n,x} \right) + \exp \left( -c_2 m_{n,x} / (\log(m_{n,x}) \log(\log(m_{n,x}))) \right) \\
&\leq \exp \left( -c_1 m_{n,x} \right) + \exp \left( -c_2 m_{n,x} / (\log(m_{n,x}) \log(\log(m_{n,x}))) \right).
\end{aligned}$$

So we get

$$\begin{aligned}
P_F \left\{ |Z_{m_{n,x}-\lfloor tk_x \rfloor, m_{n,x}} - z_q| > \epsilon \right\} &\leq \exp \left( -c_2 m_{n,x} / (\log(m_{n,x}) \log(\log(m_{n,x}))) \right) \\
&\quad + \exp \left( -c_1 m_{n,x} \right) + 2 \exp \left( -\frac{m_{n,x} \delta^2}{2} \right).
\end{aligned}$$

Each of the three terms  $2 \exp \left( -\frac{m_{n,x} \delta^2}{2} \right)$ ,  $\exp \left( -c_2 m_{n,x} / (\log(m_{n,x}) \log(\log(m_{n,x}))) \right)$  and  $\exp \left( -c_1 m_{n,x} \right)$  tends to 0 as  $m_{n,x} \rightarrow \infty$ ; hence  $Z_{m_{n,x}-\lfloor tk_x \rfloor, m_{n,x}} \rightarrow z_q$  a.s. uniformly in  $\mathbb{F}$ .

### Proof of Theorem 2.1

For all  $\delta_1, \delta_2 > 0$  there exist  $M > 0$  such that:

$$\begin{aligned}
|\hat{\gamma}_{k_x}(K, x) - \gamma(x)| &= \left| \int_0^1 \log \left( \frac{Q_{m_{n,x}}(t, x)}{Q_{m_{n,x}}(1, x)} \right) d(tK(t)) + \frac{\gamma(x)}{C} \int_0^1 \log(t) d(tK(t)) \right| \\
&\leq \int_0^1 |K(t) + tK'(t)| \left| \log \left( \left( \frac{Q_{m_{n,x}}(t, x)}{Q_{m_{n,x}}(1, x)} \right) \times (t)^{\frac{\gamma(x)}{C}} \right) \right| dt \\
&\leq \int_0^1 \left| \log \left( \left( \frac{Q_{m_{n,x}}(t, x)}{Q_{m_{n,x}}(1, x)} \right)^{|K(t)+tK'(t)|} \times (t)^{\frac{\gamma(x)}{C}|K(t)+tK'(t)|} \right) \right| dt \\
&\stackrel{K}{\leq} \int_0^1 \left| \log \left( \left( \frac{Q_{m_{n,x}}(t, x)}{Q_{m_{n,x}}(1, x)} \right)^M \times (t)^{\frac{\gamma(x)}{C}M} \right) \right| dt \\
&\leq \lim_{s \rightarrow 1} \int_0^s \left| \log \left( \left( \frac{Q_{m_{n,x}}(t, x)}{Q_{m_{n,x}}(s, x)} \right)^M \times (t)^{\frac{\gamma(x)}{C}M} \right) \right| dt \\
&\leq \lim_{s \rightarrow 1} \int_0^s \left| \log \left( \left( \frac{Q(t, x)}{Q(s, x)} \right)^M \times (s)^{\frac{\gamma(x)}{C}M} \right) \right| dt \\
&\stackrel{\text{Potter}}{\leq} \lim_{s \rightarrow 1} \int_0^s \left| \log \left( (1 + \delta_1)^M \left( \frac{t}{s} \right)^{M(\gamma(x) - \delta_2)} \times (s)^{\frac{\gamma(x)}{C}M} \right) \right| dt \\
&\stackrel{*}{\leq} \lim_{s \rightarrow 1} \int_0^s \left| \log \left( (1 + \delta_1)^M \times (s)^{\frac{\gamma(x)}{C}M} \right) \right| dt \\
&\leq \int_0^1 |\log(1 + \delta_1)^M| dt \\
&\leq |\log(1 + \delta_1)^M|,
\end{aligned}$$

where  $C = \int_0^1 K(t)dt$  and since  $Q_{m_{n,x}}(t, x) \rightarrow Q(t, x)$   $\mathbb{F}$ -uniformly when  $m_{n,x} \rightarrow \infty$  for  $0 \leq t \leq 1$  and where  $\stackrel{K}{\leq}$  is justified by Condition  $C_K$ ,  $\stackrel{\text{Potter}}{\leq}$  is due to Potter's lemma (see De Haan et al. [2006]) and  $\stackrel{*}{\leq}$  is verify by choosing  $\delta_2 \leq \gamma(x)$  for a given  $x$ . One get the proof as  $\delta_1 \rightarrow 0$

The others proofs of the theorems and corollary in Section 2 follows approximately the same lines as in Tchazino et al. [2021] so that are omitted.

## 5.2 Proof of Theorem 3.1

We need to show the asymptotic normality of  $\frac{\sqrt{k_x}}{\log \frac{1}{pb(m_{n,x}/k_x,x)}} \log \frac{\hat{z}_{p,\xi}(x)}{z_p(x)}$ . We have the following decomposition:

$$\begin{aligned}
& \frac{\sqrt{k_x}}{\log \frac{1}{pb(m_{n,x}/k_x,x)}} \log \frac{\hat{z}_{p,\xi}(x)}{z_p(x)} \\
= & \frac{\sqrt{k_x}}{\log \frac{1}{pb(m_{n,x}/k_x,x)}} \left\{ \log Z_{m_{n,x}-\lfloor k_x \lambda \rfloor, m_{n,x}}(x) + \hat{\gamma}_{k_x}(K_{\hat{S}^*}, x) \log \frac{1}{pb(m_{n,x}/k_x, x)} - \log z_p(x) \right. \\
& \left. - \frac{(1-\xi(x))(1-2\xi(x))}{\xi(x)^2} [\hat{\gamma}_{k_x}(K_1, x) - \hat{\gamma}_{k_x}(K_{2,\xi(x)}, x)] \log \frac{1}{pb(m_{n,x}/k_x, x)} \frac{\left(\frac{1}{pb(m_{n,x}/k_x,x)}\right)^{\xi(x)} - 1}{\xi(x)} \right\} \\
= & \sqrt{k_x} (\hat{\gamma}_{k_x}(K_{\hat{S}^*}, x) - \gamma(x)) + \frac{\sqrt{k_x}}{\log \frac{1}{pb(m_{n,x}/k_x,x)}} \log \frac{Q_{m_{n,x}}(\lambda, x)}{U(b(m_{n,x}/k_x, x), x)} \\
& - \frac{\sqrt{k_x}}{\log \frac{1}{pb(m_{n,x}/k_x,x)}} \left\{ \log \frac{U(\frac{1}{p}, x)}{U(b(m_{n,x}/k_x, x), x)} - \gamma(x) \log \frac{1}{pb(m_{n,x}/k_x, x)} \right\} \\
& - \frac{(1-\xi(x))(1-2\xi(x))}{\xi(x)^2} \sqrt{k_x} [\hat{\gamma}_{k_x}(K_1, x) - \hat{\gamma}_{k_x}(K_{2,\xi}, x)] \frac{\left(\frac{1}{pb(m_{n,x}/k_x,x)}\right)^{\xi(x)} - 1}{\xi(x)} \\
= & \sqrt{k_x} (\hat{\gamma}_{k_x}(K_{\hat{S}^*}, x) - \gamma(x)) + \frac{\sqrt{k_x}}{\log \frac{1}{pb(m_{n,x}/k_x,x)}} \log \frac{Q_{m_{n,x}}(\lambda, x)}{U(b(m_{n,x}/k_x, x), x)} \\
& - \frac{\sqrt{k_x}}{\log \frac{1}{pb(m_{n,x}/k_x,x)}} \tilde{\mathcal{A}}(b(m_{n,x}/k_x, x), x) \frac{\left(\frac{1}{pb(m_{n,x}/k_x,x)}\right)^{\rho(x)} - 1}{\rho(x)} \\
& - \frac{\sqrt{k_x}}{\log \frac{1}{pb(m_{n,x}/k_x,x)}} \tilde{\mathcal{A}}(b(m_{n,x}/k_x, x), x) \\
& \times \left\{ \frac{\log U(\frac{1}{p}, x) - \log U(b(m_{n,x}/k_x, x), x) - \gamma(x) \log \frac{1}{pb(m_{n,x}/k_x,x)}}{\tilde{\mathcal{A}}(b(m_{n,x}/k_x, x), x)} \right. \\
& \left. - \frac{\left(\frac{1}{pb(m_{n,x}/k_x,x)}\right)^{\rho(x)} - 1}{\rho(x)} \right\} \\
& - \frac{(1-\xi(x))(1-2\xi(x))}{\xi(x)^2} \sqrt{k_x} [\hat{\gamma}_{k_x}(K_1, x) - \hat{\gamma}_{k_x}(K_{2,\xi(x)}, x)] \frac{\left(\frac{1}{pb(m_{n,x}/k_x,x)}\right)^{\xi(x)} - 1}{\xi(x)} \\
= & T_1 + T_2 - T_3 - T_4 - T_5
\end{aligned}$$

Now let's look at the 5 terms.

Theorem 2.3 guarantees the asymptotic normality of the term  $T_1$

$$T_1 \xrightarrow{d} \mathcal{N}\left(0, c^2 \mathcal{AV}(K_{S^*}, x)\right)$$

The corresponding Proposition 6.1 in Tchazino et al. [2021] guarantees that

$$T_2 \xrightarrow{\mathbb{P}} 0$$



Indeed

$$\begin{aligned}
& \sup_{t \in [0,1]} t^{1/2+\epsilon} \left| \sqrt{k_x} \log \left( \frac{Q_{m_{n,x}}(t, x)}{U(b(m_{n,x}/k_x, x), x)} \right) - \gamma(x)W(1) \right| \\
& \leq \sup_{t \in [0,1]} t^{1/2+\epsilon} \left| \sqrt{k_x} \left( \log \left( \frac{Q_{m_{n,x}}(t, x)}{U(b(m_{n,x}/k_x, x), x)} \right) + \frac{\gamma(x) \log(t)}{\int_0^1 K(s) ds} \right) \right. \\
& \quad \left. - \gamma(x)t^{-1}W(t) - \sqrt{k_x} \tilde{\mathcal{A}}(b(m_{n,x}/k_x, x), x) \frac{t^{-\rho(x)} - 1}{\rho(x)} \right| \\
& \quad + \sup_{t \in [0,1]} t^{1/2+\epsilon} \left| \sqrt{k_x} \left( \frac{\gamma(x) \log(t)}{\int_0^1 K(s) ds} \right) \right. \\
& \quad \left. - \gamma(x) \left( t^{-1}W(t) - W(1) \right) - \sqrt{k_x} \tilde{\mathcal{A}}(b(m_{n,x}/k_x, x), x) \frac{t^{-\rho(x)} - 1}{\rho(x)} \right| \\
& = o(1).
\end{aligned}$$

Under the hypothesis of the said theorem,  $T_3 \rightarrow 0$ .

To prove that  $T_4 = o(1)$ , we need the following inequality:

Suppose the relationship R2 (from condition  $C_A$ ). By applying the function  $z \mapsto \log U(z) - \gamma \log(z)$  to Theorem B.2.18 in De Haan et al. [2006] we gets:  
 $\forall \epsilon, \delta > 0 \exists u_0 = u_0(\epsilon, \delta)$  such that  $\forall ux \geq u_0$ ;

$$(***) \left| \frac{\log(U(uy, x)/U(u, x)) - \gamma(x) \log(y)}{\tilde{\mathcal{A}}(b(u, x), x)} - \log(y) \frac{y^{\rho(x)} - 1}{\rho(x)} \right| \leq \epsilon y^{\rho(x)} \max(y^\delta, y^{-\delta}).$$

Then this last inequality leads to:

$$\begin{aligned}
|T_4| & \leq \frac{\sqrt{k_x}}{\log \frac{1}{pb(m_{n,x}/k_x, x)}} |\tilde{\mathcal{A}}(b(m_{n,x}/k_x, x))| \\
& \quad \times \left| \frac{\log U(\frac{1}{p}) - \log U(b(m_{n,x}/k_x, x)) - \gamma(x) \log \frac{1}{pb(m_{n,x}/k_x, x)}}{\tilde{\mathcal{A}}(b(m_{n,x}/k_x, x), x)} \right. \\
& \quad \left. - \frac{\left( \frac{1}{pb(m_{n,x}/k_x, x)} \right)^{\rho(x)} - 1}{\rho(x)} \right| \\
& \leq \frac{\sqrt{k_x}}{\log \frac{1}{pb(m_{n,x}/k_x, x)}} |\tilde{\mathcal{A}}(b(m_{n,x}/k_x, x), x)| \left( \frac{1}{pb(m_{n,x}/k_x, x)} \right)^{\rho(x)+\delta} \\
& = o(1)
\end{aligned}$$

for all  $0 < \delta < -\rho(x)$ .

Note that the term  $T_5$  is function of  $\xi(x)$  which can be a canonical value or an estimator consisting of the probability of  $\rho(x)$ .

- $\xi(x) = \tilde{\rho}(x)$ ;  
we have :

$$\begin{aligned}
\sqrt{k_x} [\hat{\gamma}_{k_x}(K_1, x) - \hat{\gamma}_{k_x}(K_{2,\xi}, x)] & = \sqrt{k_x} [\hat{\gamma}_{k_x}(K_1, x) - \gamma(x)] - \sqrt{k_x} [\hat{\gamma}_{k_x}(K_{2,\xi}, x) - \gamma(x)] \\
& = O_{\mathbb{P}}(1)
\end{aligned}$$

according to Corollary 2.1. This leads to  $T_5 = o_{\mathbb{P}}(1)$ .

- $\xi(x) = \hat{\rho}(x)$ ;

$$\begin{aligned} T_5 &= \frac{(1 - \hat{\rho}(x))(1 - 2\hat{\rho}(x))}{\hat{\rho}^2(x)} \sqrt{k_x} [\hat{\gamma}_{k_x}(K_1, x) - \hat{\gamma}_{k_x}(K_{2, \hat{\rho}(x)}, x)] \\ &\quad \times \frac{\left(\frac{1}{pb(m_{n,x}/k_x, x)}\right)^{\rho(x)} - 1}{\rho(x)} \\ &\quad + \frac{(1 - \hat{\rho}(x))(1 - 2\hat{\rho}(x))}{\hat{\rho}^2(x)} \sqrt{k_x} [\hat{\gamma}_{k_x}(K_1, x) - \hat{\gamma}_{k_x}(K_{2, \rho(x)}, x)] \\ &\quad \times \left( \frac{\left(\frac{1}{pb(m_{n,x}/k_x, x)}\right)^{\hat{\rho}(x)} - 1}{\hat{\rho}(x)} - \frac{\left(\frac{1}{pb(m_{n,x}/k_x, x)}\right)^{\rho(x)} - 1}{\rho(x)} \right), \end{aligned}$$

now, based on Corollary 2.1 and Theorem 2.3

$$\begin{aligned} \sqrt{k_x} [\hat{\gamma}_{k_x}(K_1, x) - \hat{\gamma}_{k_x}(K_{2, \hat{\rho}(x)}, x)] &= \sqrt{k_x} [\hat{\gamma}_{k_x}(K_1, x) - \gamma(x)] - \sqrt{k_x} [\hat{\gamma}_{k_x}(K_{2, \rho(x)}, x) - \gamma(x)] \\ &\quad - \sqrt{k_x} [\hat{\gamma}_{k_x}(K_{2, \hat{\rho}(x)}, x) - \hat{\gamma}_{k_x}(K_{2, \rho(x)}, x)] \\ &= O_{\mathbb{P}}(1), \end{aligned}$$

then  $T_5$  gives

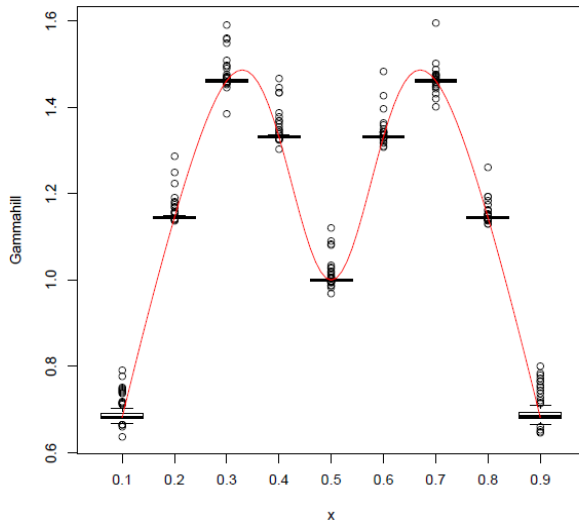
$$\begin{aligned} T_5 &= o_{\mathbb{P}}(1) + o_{\mathbb{P}}(1) \left\{ \frac{\left(\frac{1}{pb(m_{n,x}/k_x, x)}\right)^{\hat{\rho}(x)} - 1}{\hat{\rho}(x)} - \frac{\left(\frac{1}{pb(m_{n,x}/k_x, x)}\right)^{\rho(x)} - 1}{\rho(x)} \right\} \\ &= o_{\mathbb{P}}(1) + o_{\mathbb{P}}(1) \int_0^{\frac{1}{pb(m_{n,x}/k_x, x)}} s^{\rho(x)-1} (s^{\hat{\rho}(x)-\rho(x)} - 1) ds. \end{aligned}$$

Inspired by Chavez-Demoulin and Guillou [2018] we get

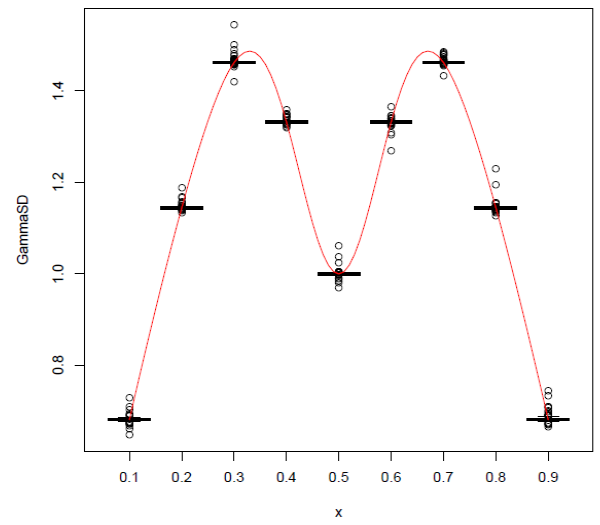
$$\int_0^{\frac{1}{pb(m_{n,x}/k_x, x)}} s^{\rho(x)-1} (s^{\hat{\rho}(x)-\rho(x)} - 1) ds = o_{\mathbb{P}}(1).$$

Which leads to the conclusion that  $T_5 = o_{\mathbb{P}}(1)$  and thus we get proof of Theorem 3.1.

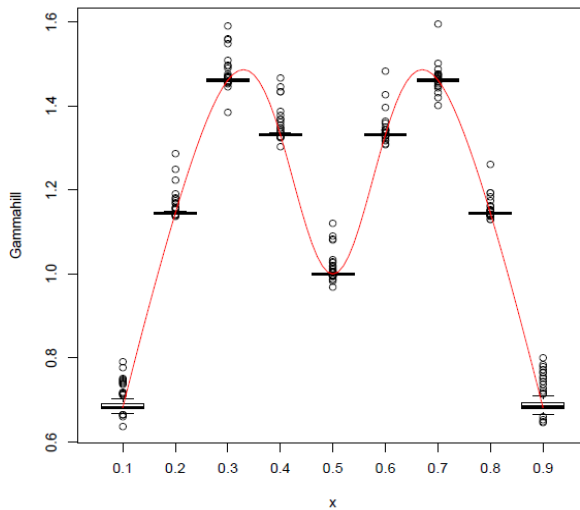
## 6 Appendix



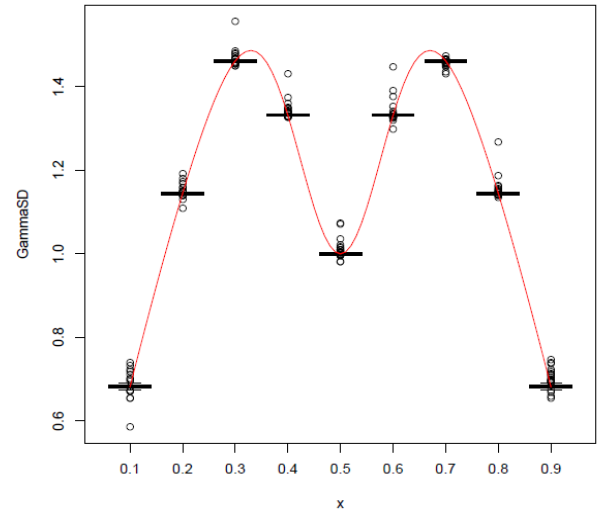
**Figure 6.1** The boxplot of  $\hat{\gamma}_H(x)$  (Hill's estimator) and the true value of  $\gamma(x)$  (red line) for  $\rho = -3.67$  and  $n = 10000$ .



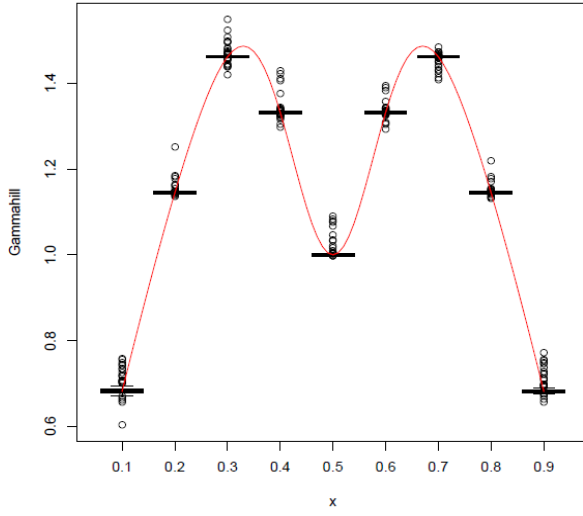
**Figure 6.2** The boxplot of  $\hat{\gamma}_{k_x}(K_{\Delta_S}, x)$  and the true value of  $\gamma(x)$  (red line) for  $\rho = -3.67$  and  $n = 10000$ .



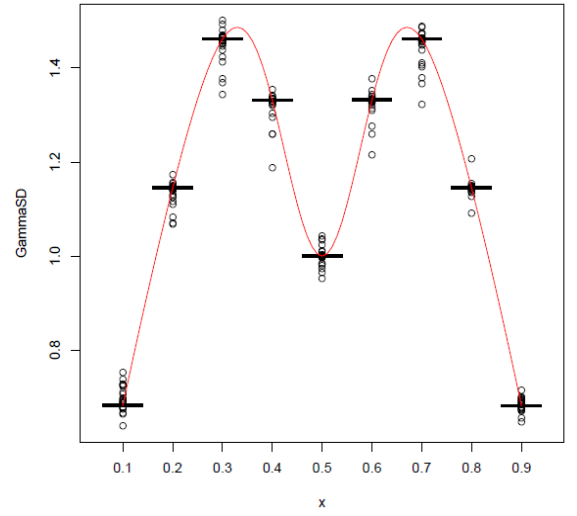
**Figure 6.3** The boxplot of  $\hat{\gamma}_H(x)$  and the true value of  $\gamma(x)$  (red line) for  $\rho = -10$  and  $n = 10000$ .



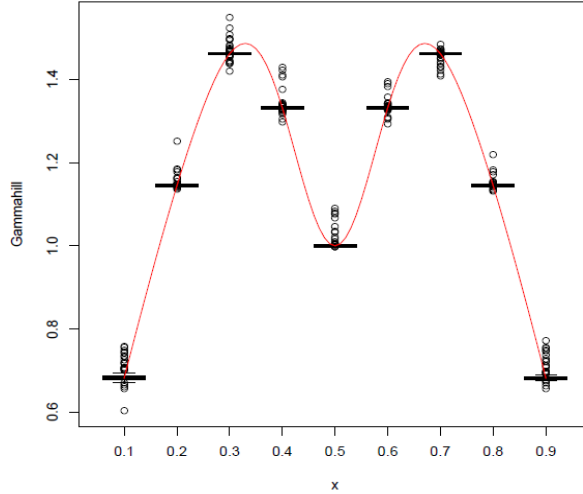
**Figure 6.4** The boxplot of  $\hat{\gamma}_{k_x}(K_{\Delta_S}, x)$  and the true value of  $\gamma(x)$  (red line) for  $\rho = -10$  and  $n = 10000$ .



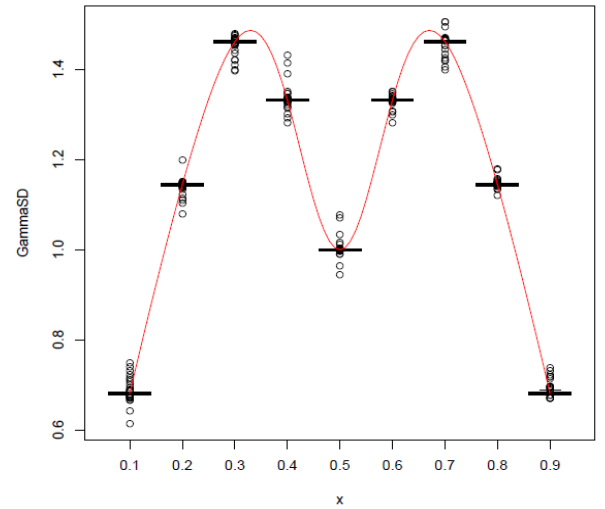
**Figure 6.5** The boxplot of  $\hat{\gamma}_H(x)$  and the true value of  $\gamma(x)$  (red line) for  $\rho = -3.67$  and  $n = 40000$ .



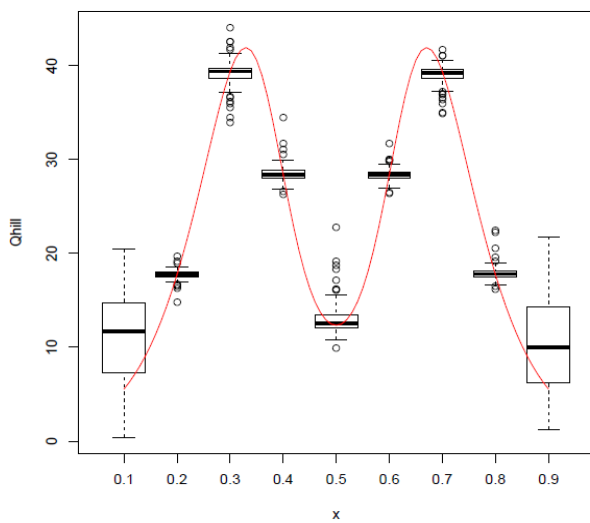
**Figure 6.6** The boxplot of  $\hat{\gamma}_{k_x}(K_{\Delta S}, x)$  and the true value of  $\gamma(x)$  (red line) for  $\rho = -3.67$  and  $n = 40000$ .



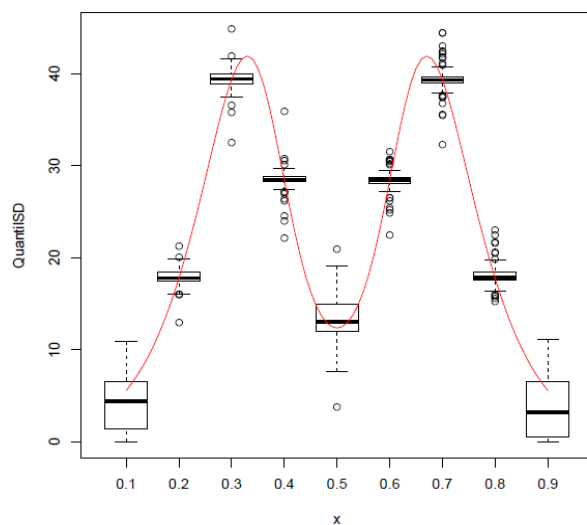
**Figure 6.7** The boxplot of  $\hat{\gamma}_H(x)$  and the true value of  $\gamma(x)$  (red line) for  $\rho = -10$  and  $n = 40000$ .



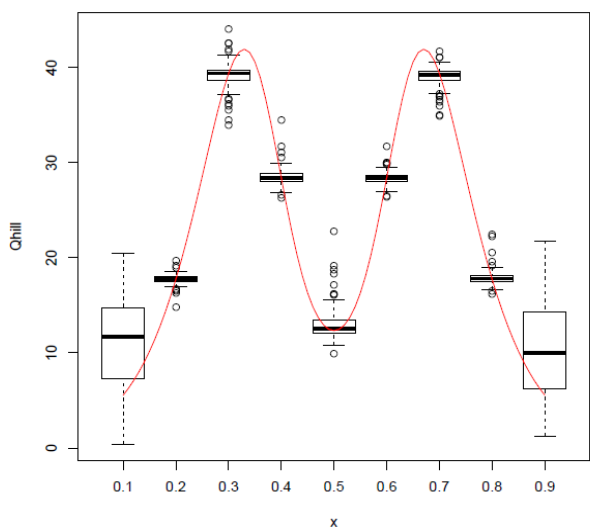
**Figure 6.8** The boxplot of  $\hat{\gamma}_{k_x}(K_{\Delta S}, x)$  and the true value of  $\gamma(x)$  (red line) for  $\rho = -10$  and  $n = 40000$ .



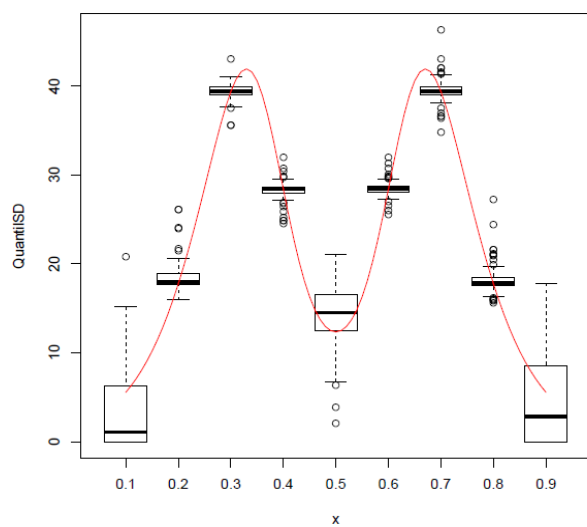
**Figure 6.9** The boxplot of  $q(1/1000, x)$  Hill and the true value of  $q(p, x)$  (red line) for  $\rho = -3.67$  and  $n = 10000$ .



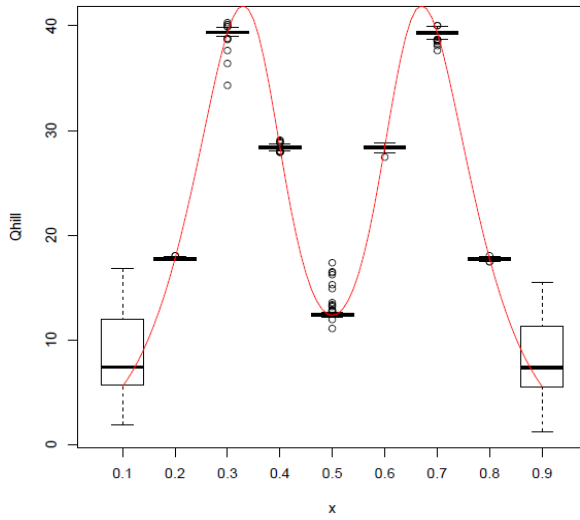
**Figure 6.10** The boxplot of  $q_{\Delta S}(1/1000, x)$  and the true value of  $q(p, x)$  (red line) for  $\rho = -3.67$  and  $n = 10000$ .



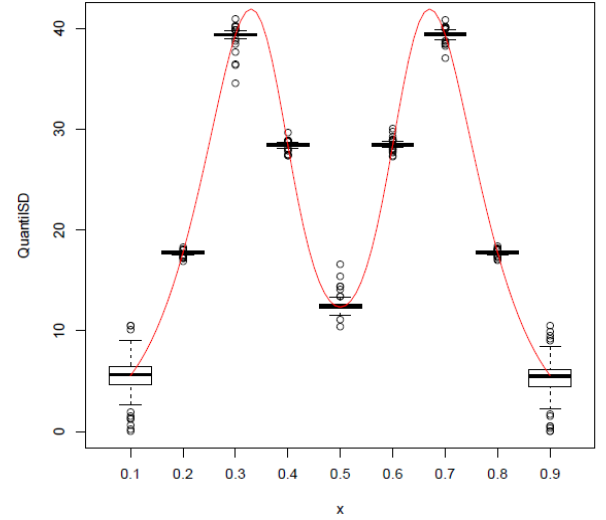
**Figure 6.11** The boxplot of  $q(1/1000, x)$  Hill and the true value of  $q(p, x)$  (red line) for  $\rho = -10$  and  $n = 10000$ .



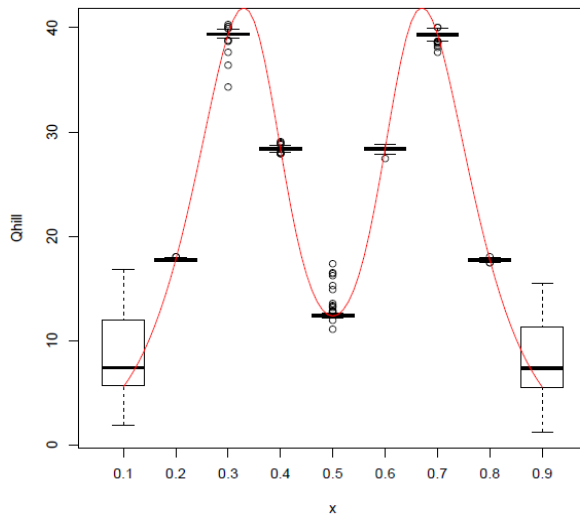
**Figure 6.12** The boxplot of  $q_{\Delta S}(1/1000, x)$  and the true value of  $q(p, x)$  (red line) for  $\rho = -10$  and  $n = 10000$ .



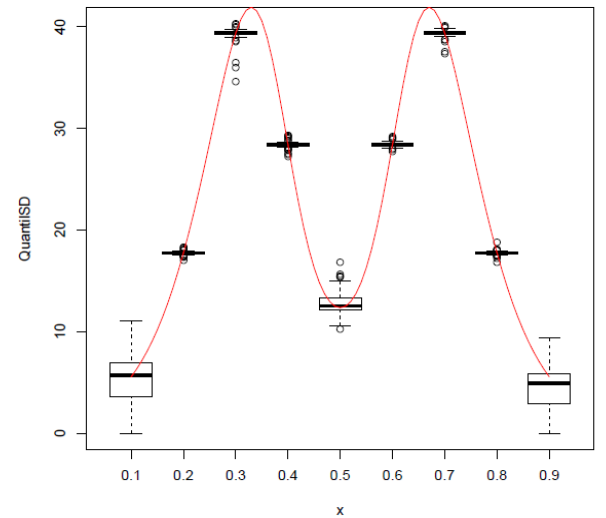
**Figure 6.13** The boxplot of  $q(1/1000, x)$  (Hill) and the true value of  $q(p, x)$  (red line) for  $\rho = -3.67$  and  $n = 40000$ .



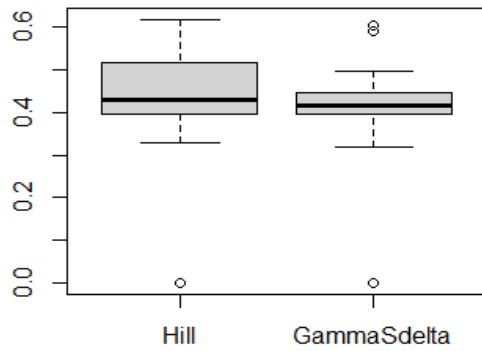
**Figure 6.14** The boxplot of  $q_{\Delta S}(1/1000, x)$  and the true value of  $q(p, x)$  (red line) for  $\rho = -3.67$  and  $n = 40000$ .



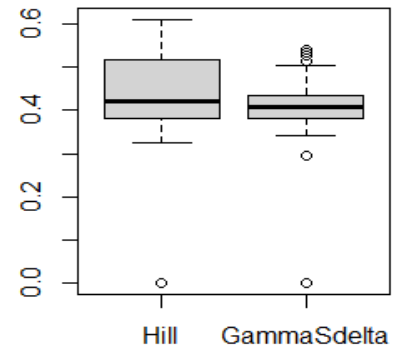
**Figure 6.15** The boxplot of  $q(1/1000, x)$  (Hill) and the true value of  $q(p, x)$  (red line) for  $\rho = -10$  and  $n = 40000$ .



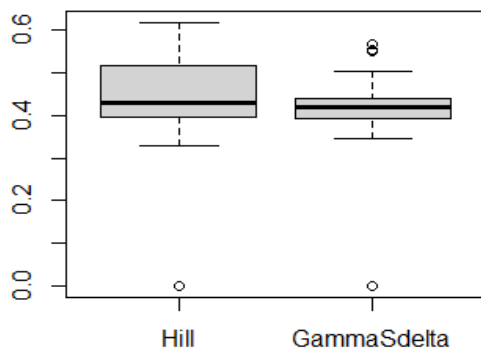
**Figure 6.16** The boxplot of  $q_{\Delta S}(1/1000, x)$  and the true value of  $q(p, x)$  (red line) for  $\rho = -10$  and  $n = 40000$ .



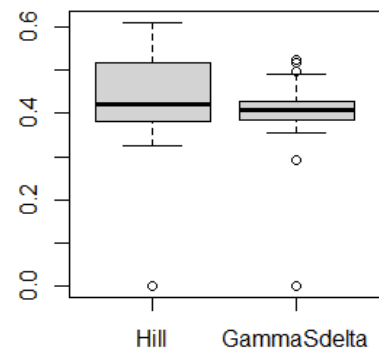
**Figure 6.17** The boxplot of  $\gamma(x = \bar{X})$  for  $\rho = -3.67$ .



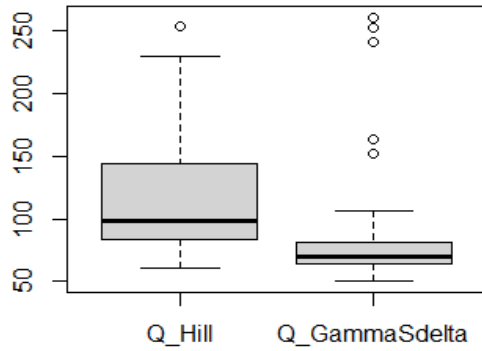
**Figure 6.18** The boxplot of  $\gamma(x = \text{median}(X))$  for  $\rho = -3.67$ .



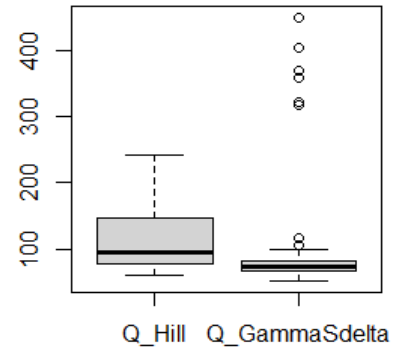
**Figure 6.19** The boxplot of  $\gamma(x = \bar{X})$  for  $\rho = -5$ .



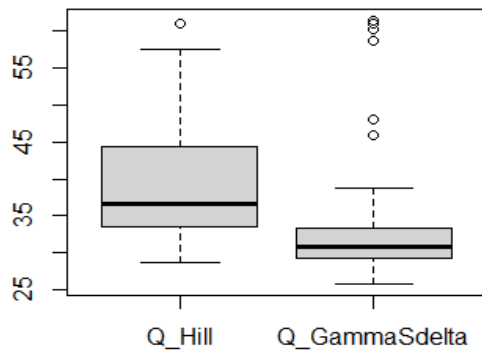
**Figure 6.20** The boxplot of  $\gamma(x = \text{median}(X))$  for  $\rho = -5$ .



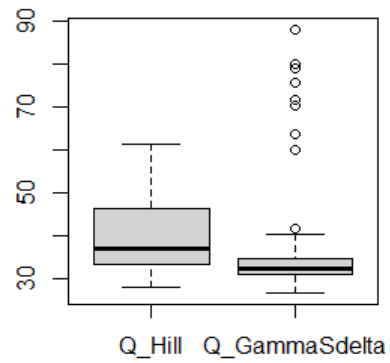
**Figure 6.21** The boxplot of  $q(1/1000, x = \bar{X})$  for  $\rho = -3.67$ .



**Figure 6.22** The boxplot of  $q(1/1000, x = \text{median}(X))$  for  $\rho = -3.67$ .



**Figure 6.23** The boxplot of  $q(1/100, x = \bar{X})$  for  $\rho = -3.67$ .



**Figure 6.24** The boxplot of  $q(1/100, x = \text{median}(X))$  for  $\rho = -3.67$ .



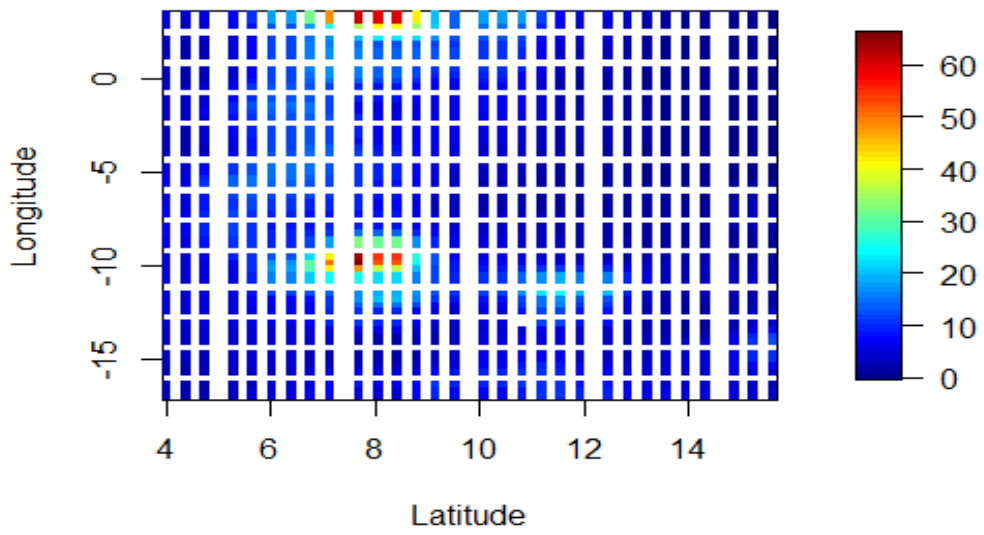


Figure 6.25 *Spatial representation of data.*

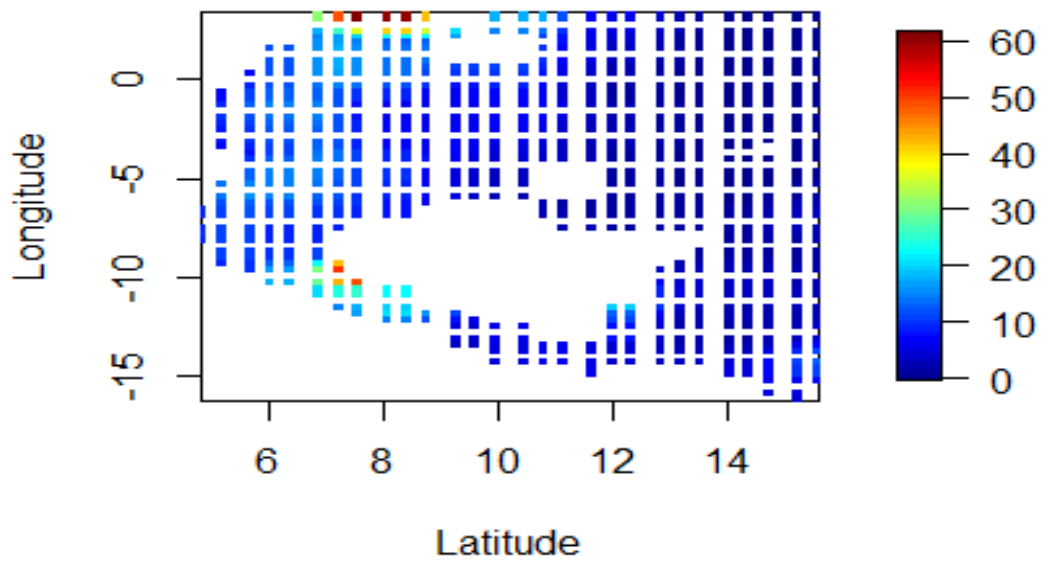


Figure 6.26 *Spatial representation of data with covariate.*

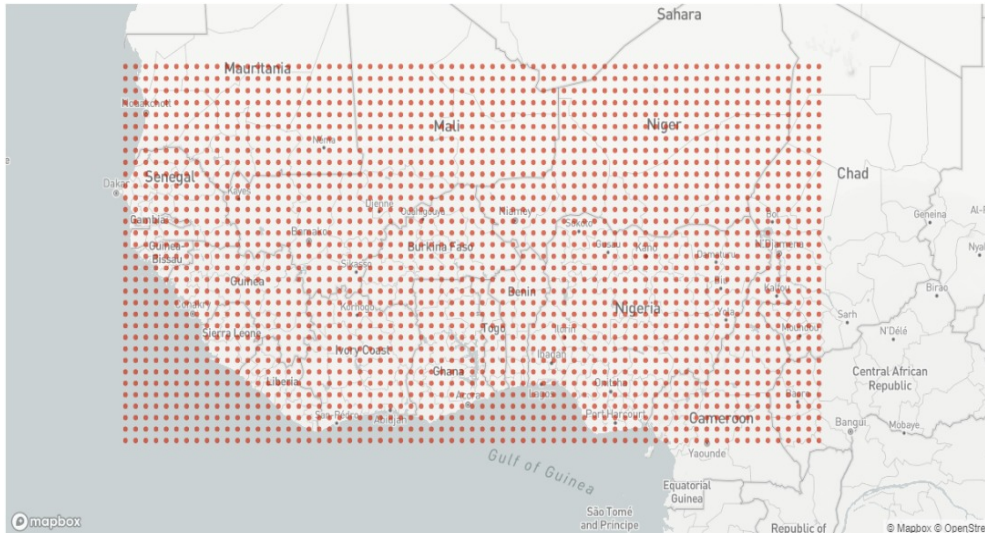


Figure 6.27 Geographical representation of data.

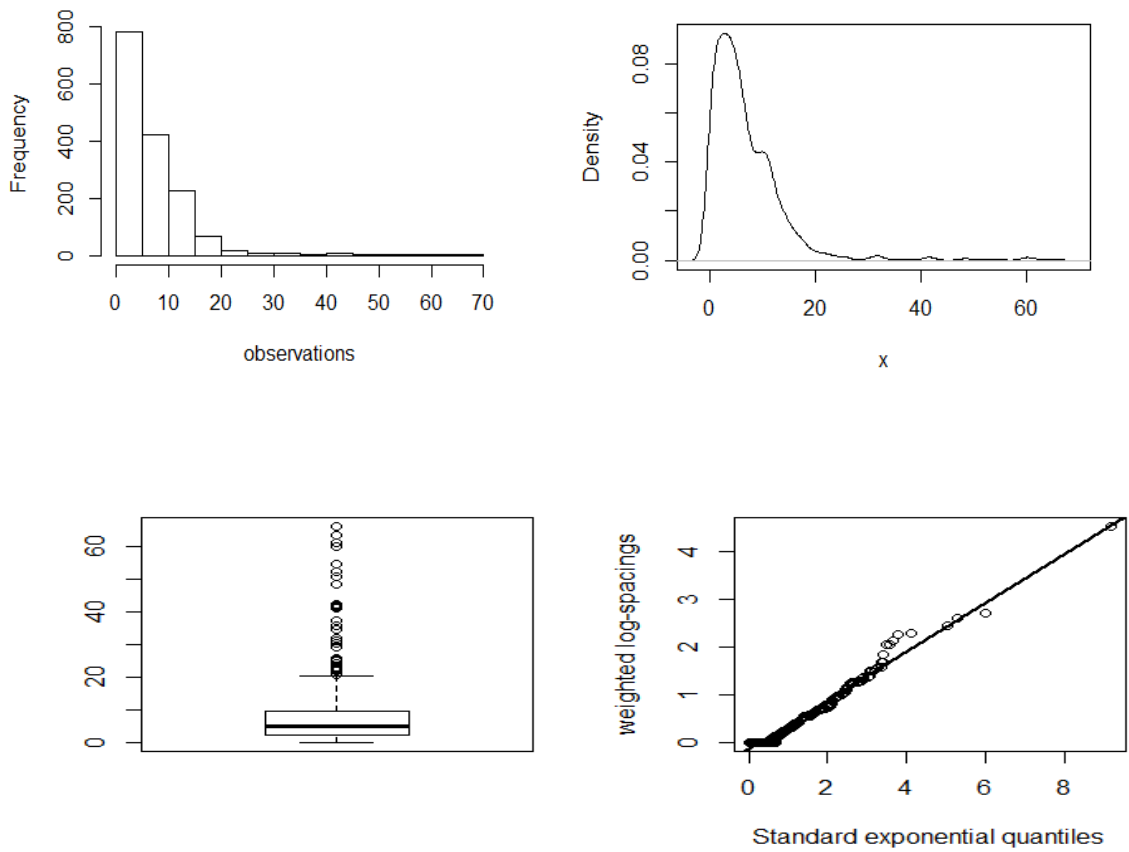


Figure 6.28 Top row, left panel: histogram of the data. Top row, right panel: density. Bottom row, left panel: boxplot of the data. Bottom row, right panel: quantile-quantile plot of weighted log-spacings  $Z_{i,n}$  for  $1 \leq i \leq \lfloor n/5 \rfloor$  versus the standard exponential quantiles.

value of $x$	n=10 000		n=40 000	
	$\gamma_{\mathbb{H}}(x)$	$\gamma_{K_{S\Delta}}(x)$	$\gamma_{\mathbb{H}}(x)$	$\gamma_{K_{S\Delta}}(x)$
$\rho = -3.67$				
0.1	0.688 36 [0.0215] (0.0206)	0.685 72 [0.0144] (0.0140)	0.690 75 [0.0249] (0.0236)	0.682 129 [0.0078] (0.0079)
0.2	1.147 124 [0.0129] (0.0127)	1.142 221 [0.0141] (0.0138)	1.150 224 [0.0211] (0.0204)	1.146 291 [0.0061] (0.0060)
0.3	1.467 124 [0.0236] (0.0232)	1.458 198 [0.0196] (0.0194)	1.464 215 [0.0151] (0.0150)	1.463 213 [0.0110] (0.0109)
0.4	1.339 118 [0.0251] (0.0242)	1.333 200 [0.0186] (0.0183)	1.335 246 [0.0185] (0.0183)	1.329 250 [0.0049] (0.0048)
0.5	1.0057 102 [0.0204] (0.0200)	1.0006 169 [0.0101] (0.0102)	1.0043 209 [0.0190] (0.0182)	0.9999 267 [0.0086] (0.0087)
0.6	1.3357 139 [0.0200] (0.0197)	1.3297 228 [0.0160] (0.0159)	1.3330 233 [0.0119] (0.0119)	1.3311 269 [0.0084] (0.0085)
0.7	1.4597 141 [0.0168] (0.0169)	1.4570 226 [0.0218] (0.0214)	1.4625 247 [0.0105] (0.0169)	1.4626 277 [0.0057] (0.0056)
0.8	1.1475 123 [0.0149] (0.0147)	1.1456 218 [0.0102] (0.0103)	1.1463 219 [0.0096] (0.0095)	1.1445 277 [0.0086] (0.0087)
0.9	0.6931 45 [0.0298] (0.0277)	0.6843 82 [0.0106] (0.0103)	0.6883 82 [0.02030] (0.0192)	0.6821 120 [0.0071] (0.0071)

$\rho = -10$				
0.1	0.6899 36 [0.0215] (0.0206)	0.6834 56 [0.0150] (0.0150)	0.6881 75 [0.0249] (0.0236)	0.6832 92 [0.0152] (0.0151)
0.2	1.147 124 [0.0129] (0.0127)	1.1456 172 [0.0110] (0.0109)	1.150 224 [0.0211] (0.0204)	1.1431 261 [0.0084] (0.0083)
0.3	1.467 124 [0.0236] (0.0232)	1.4593 198 [0.0129] (0.0127)	1.464 215 [0.0151] (0.0150)	1.4630 213 [0.0104] (0.0103)
0.4	1.339 118 [0.0251] (0.0242)	1.3341 165 [0.0163] (0.0164)	1.335 246 [0.0185] (0.0183)	1.3331 236 [0.0116] (0.0114)
0.5	1.0057 102 [0.0204] (0.0200)	1.0023 129 [0.0131] (0.0131)	1.0043 209 [0.0190] (0.0182)	1.0008 249 [0.0117] (0.0115)
0.6	1.3357 139 [0.0200] (0.0197)	1.3337 228 [0.0144] (0.0143)	1.3330 233 [0.0119] (0.0119)	1.3311 269 [0.0078] (0.0079)
0.7	1.4597 141 [0.0168] (0.0169)	1.4603 188 [0.0136] (0.0136)	1.4625 247 [0.0105] (0.0169)	1.4607 279 [0.0052] (0.0051)
0.8	1.1475 123 [0.0149] (0.0147)	1.1467 154 [0.0135] (0.0134)	1.1463 219 [0.0096] (0.0095)	1.1454 244 [0.0060] (0.0059)
0.9	0.6931 45 [0.0298] (0.0277)	0.6859 56 [0.0143] (0.0138)	0.6883 82 [0.02030] (0.0192)	0.6851 91 [0.0115] (0.0110)

\*\* k: number of extremes values  
[MSE]: Mean Square Error  
(sd): standard deviation

**Table 6.1** *Gamma estimators*

value of $x$	n=10 000		n=40 000	
	$\hat{q}_{\text{Hill}}(x)$	$\hat{q}_{K_{S\Delta}}(x)$	$\hat{q}_{\text{Hill}}(x)$	$\hat{q}_{K_{S\Delta}}(x)$
$\mathbb{P}(Y_i \geq q/x) = 10^{-3}, \rho = -3.67$				
0.1	10.893 [7.129] (4.739)	4.352 [3.212] (2.997)	8.691 [4.847] (3.706)	5.500 [1.892] (1.901)
0.2	17.738 [0.611] (0.614)	17.772 [0.562] (0.544)	17.743 [0.094] (0.094)	17.761 [0.019] (0.019)
0.3	39.261 [1.421] (1.422)	39.478 [1.357] (1.361)	39.306 [0.667] (0.666)	39.287 [0.732] (0.730)
0.4	28.561 [1.013] (1.008)	28.415 [1.010] (1.012)	28.399 [0.191] (0.192)	28.390 [0.297] (0.298)
0.5	13.056 [2.032] (1.912)	13.290 [2.077] (1.623)	12.626 [0.979] (0.941)	12.502 [0.769] (0.756)
0.6	28.387 [0.754] (0.757)	28.352 [1.014] (1.018)	28.385 [0.215] (0.214)	28.438 [0.134] (0.134)
0.7	39.036 [1.178] (1.132)	39.394 [1.515] (1.523)	39.299 [0.389] (0.382)	39.375 [0.242] (0.244)
0.8	17.894 [0.891] (0.883)	18.035 [1.271] (1.245)	17.740 [0.102] (0.103)	17.728 [0.175] (0.175)
0.9	10.371 [6.787] (4.796)	3.835 [3.818] (3.432)	8.430 [4.430] (3.379)	5.293 [1.972] (1.966)

$\mathbb{P}(Y_i \geq q/x) = 10^{-3}, \rho = -10$				
0.1	10.893 [7.129] (4.739)	4.699 [4.696] (4.643)	8.691 [4.847] (3.706)	5.758 [1.964] (1.962)
0.2	17.738 [0.611] (0.614)	18.489 [1.861] (1.717)	17.743 [0.094] (0.094)	17.720 [0.176] (0.175)
0.3	39.261 [1.421] (1.422)	39.405 [0.960] (0.964)	39.306 [0.667] (0.666)	39.274 [0.704] (0.699)
0.4	28.561 [1.013] (1.008)	28.306 [1.054] (1.054)	28.399 [0.191] (0.192)	28.402 [0.297] (0.298)
0.5	13.056 [2.032] (1.912)	13.322 [2.959] (2.805)	12.626 [0.979] (0.941)	12.818 [0.218] (0.260)
0.6	28.387 [0.754] (0.757)	28.460 [0.853] (0.856)	28.385 [0.215] (0.214)	28.417 [0.208] (0.209)
0.7	39.036 [1.178] (1.132)	39.542 [1.351] (1.348)	39.299 [0.389] (0.382)	39.359 [0.358] (0.360)
0.8	17.894 [0.891] (0.883)	18.206 [1.673] (1.618)	17.740 [0.102] (0.103)	17.736 [0.195] (0.196)
0.9	10.371 [6.787] (4.796)	6.235 [4.577] (4.548)	8.430 [4.430] (3.379)	5.723 [1.856] (1.857)

\*\* [MSE]: Mean Square Error.  
(sd): standard deviation

**Table 6.2** *Quantiles predictions*

value of $x$	$\hat{\gamma}_{\text{Hill}}(x) (k_{m_n, x})$	$\hat{\gamma}_{k_n}(K_{S\Delta}, x) (k_{m_n, x})$	$q(1/1000, x)$		$q(1/100, x)$	
			Hill	$\hat{q}_{K_{S\Delta}}$	Hill	$\hat{q}_{K_{S\Delta}}$
$\rho = -3.67$						
100.72	0.5374 (366) [0.096]	0.3392 (208) [0.075]	178.85 [76.82]	100.33 [101.50]	48.02 [12.26]	33.24 [17.12]
98.91	0.4003 (360) [0.0583]	0.4097 (282) [0.0524]	88.34 [16.89]	72.96 [11.64]	34.73 [4.33]	31.60 [4.18]
97.10	0.4381 (323) [0.086]	0.4430 (269) [0.061]	133.20 [66.83]	99.35 [16.82]	45.73 [10.22]	39.88 [4.43]

[sd]: standard deviation

**Table 6.3** *Gamma estimation and quantile prediction on real data.*

## References

- B. Basrak and A. Tafro. Extremes of moving averages and moving maxima on a regular lattice. *Probability and Mathematical Statistics*, 34:61–67, 2014.
- A. Bassene. *Contribution à la modélisation spatiale des événements extrêmes*. PhD thesis, Université Charles de Gaulle-Lille III; Université de Saint-Louis (Sénégal), 2016.
- J. Beirlant and B. Vandewalle. Some comments on the estimation of a dependence index in bivariate extreme value statistics. *Statistics & probability letters*, 60(3): 265–278, 2002.
- J. Beirlant, Y. Goegebeur, J. Segers, and J. L. Teugels. *Statistics of extremes: theory and applications*. John Wiley & Sons, 2006.
- J. Blanchet and A. C. Davison. Spatial modeling of extreme snow depth. *The Annals of Applied Statistics*, pages 1699–1725, 2011.
- S. Bobbia, R. Macwan, Y. Benezeth, A. Mansouri, and J. Dubois. Unsupervised skin tissue segmentation for remote photoplethysmography. *Pattern Recognition Letters*, 124:82–90, 2019.
- S. Bobbia, R. Macwan, Y. Benezeth, K. Nakamura, R. Gomez, and J. Dubois. Iterative boundaries implicit identification for superpixels segmentation: a real-time approach. *IEEE Access*, 2021.
- C. Bolancé and M. Guillen. Nonparametric estimation of extreme quantiles with an application to longevity risk. *Risks*, 9(4):77, 2021.
- G. P. Bopp, B. A. Shaby, and R. Huser. A hierarchical max-infinitely divisible spatial model for extreme precipitation. *Journal of the American Statistical Association*, 116(533):93–106, 2021.
- R. C. Bradley. Some examples of mixing random fields. *The Rocky Mountain Journal of Mathematics*, pages 495–519, 1993.
- V. Chavez-Demoulin and A. Guillou. Extreme quantile estimation for  $\beta$ -mixing time series and applications. *Insurance: Mathematics and Economics*, 83:59–74, 2018.
- A. Daouia, L. Gardes, S. Girard, and A. Lekina. Kernel estimators of extreme level curves. *Test*, 20(2):311–333, 2011.
- A. Daouia, S. Girard, and G. Stupfler. Estimation of tail risk based on extreme expectiles. *Journal of the Royal Statistical Society: Series B (Statistical Methodology)*, 80(2):263–292, 2018.
- A. Daouia, S. Girard, G. Stupfler, et al. Extreme m-quantiles as risk measures: From  $l_1$  to  $l_p$  optimization. *Bernoulli*, 25(1):264–309, 2019.
- A. Daouia, S. Girard, and G. Stupfler. Tail expectile process and risk assessment. *Bernoulli*, 26(1):531–556, 2020.



- A. C. Davison, S. A. Padoan, and M. Ribatet. Statistical modeling of spatial extremes. *Statistical science*, 27(2):161–186, 2012.
- L. De Haan and U. Stadtmüller. Generalized regular variation of second order. *Journal of the Australian Mathematical Society*, 61(3):381–395, 1996.
- L. De Haan, A. Ferreira, and A. Ferreira. *Extreme value theory: an introduction*, volume 21. Springer, 2006.
- L. de Haan, C. Mercadier, and C. Zhou. Adapting extreme value statistics to financial time series: dealing with bias and serial dependence. *Finance and Stochastics*, 20(2):321–354, 2016.
- J. Dedecker, P. Doukhan, G. Lang, L. R. J. Rafael, S. Louhichi, and C. Prieur. Weak dependence. In *Weak dependence: With examples and applications*, pages 9–20. Springer, 2007.
- G. Draisma, H. Drees, A. Ferreira, L. De Haan, et al. Bivariate tail estimation: dependence in asymptotic independence. *Bernoulli*, 10(2):251–280, 2004.
- H. Drees. Weighted approximations of tail processes for  $\beta$ -mixing random variables. *Annals of Applied Probability*, pages 1274–1301, 2000.
- H. Drees et al. Extreme quantile estimation for dependent data, with applications to finance. *Bernoulli*, 9(4):617–657, 2003.
- L. Gardes and S. Girard. A moving window approach for nonparametric estimation of the conditional tail index. *Journal of Multivariate Analysis*, 99(10):2368–2388, 2008.
- L. Gardes and S. Girard. Conditional extremes from heavy-tailed distributions: An application to the estimation of extreme rainfall return levels. *Extremes*, 13(2):177–204, 2010.
- L. Gardes and G. Stupfler. Estimation of the conditional tail index using a smoothed local hill estimator. *Extremes*, 17(1):45–75, 2014.
- L. Gardes, A. Guillo, and A. Schorgen. Estimating the conditional tail index by integrating a kernel conditional quantile estimator. *Journal of Statistical Planning and Inference*, 142(6):1586–1598, 2012.
- Y. Goegebeur and A. Guillo. Asymptotically unbiased estimation of the coefficient of tail dependence. *Scandinavian Journal of Statistics*, 40(1):174–189, 2013.
- Y. Goegebeur, A. Guillo, and A. Schorgen. Nonparametric regression estimation of conditional tails: the random covariate case. *Statistics*, 48(4):732–755, 2014.
- M. I. Gomes, L. De Haan, and L. Peng. Semi-parametric estimation of the second order parameter in statistics of extremes. *Extremes*, 5(4):387–414, 2002.
- J. E. Heffernan and J. A. Tawn. A conditional approach for multivariate extreme values (with discussion). *Journal of the Royal Statistical Society: Series B (Statistical Methodology)*, 66(3):497–546, 2004.

- B. M. Hill. A simple general approach to inference about the tail of a distribution. *The Annals of Statistics*, pages 1163–1174, 1975.
- O. Hoeffding. Sino-soviet economic relations, 1959-1962. *The Annals of the American Academy of Political and Social Science*, 349(1):94–105, 1963.
- T. Hsing. On tail index estimation using dependent data. *The Annals of Statistics*, pages 1547–1569, 1991.
- D. Kurisu, K. Kato, and X. Shao. Gaussian approximation and spatially dependent wild bootstrap for high-dimensional spatial data. *arXiv preprint arXiv:2103.10720*, 2021.
- A. W. Ledford and J. A. Tawn. Statistics for near independence in multivariate extreme values. *Biometrika*, 83(1):169–187, 1996.
- A. W. Ledford and J. A. Tawn. Modelling dependence within joint tail regions. *Journal of the Royal Statistical Society: Series B (Statistical Methodology)*, 59(2):475–499, 1997.
- F. Merlevède, M. Peligrad, and E. Rio. Bernstein inequality and moderate deviations under strong mixing conditions. In *High dimensional probability V: the Luminy volume*, pages 273–292. Institute of Mathematical Statistics, 2009.
- F. Merlevède, M. Peligrad, and E. Rio. A bernstein type inequality and moderate deviations for weakly dependent sequences. *Probability Theory and Related Fields*, 151(3):435–474, 2011.
- P. Ndao, A. Diop, and J.-F. Dupuy. Nonparametric estimation of the conditional tail index and extreme quantiles under random censoring. *Computational Statistics & Data Analysis*, 79:63–79, 2014.
- T. Opitz. Modeling asymptotically independent spatial extremes based on laplace random fields. *Spatial Statistics*, 16:1–18, 2016.
- L. Peng. Estimation of the coefficient of tail dependence in bivariate extremes. *Statistics & Probability Letters*, 43(4):399–409, 1999.
- L. Peng. A practical way for estimating tail dependence functions. *Statistica Sinica*, pages 365–378, 2010.
- S. Resnick, C. Stărică, et al. Tail index estimation for dependent data. *Annals of Applied Probability*, 8(4):1156–1183, 1998.
- P. M. Robinson. Asymptotic theory for nonparametric regression with spatial data. *Journal of Econometrics*, 165(1):5–19, 2011.
- P. Sharkey and H. C. Winter. A bayesian spatial hierarchical model for extreme precipitation in great britain. *Environmetrics*, 30(1):e2529, 2019.

- T. Tchazino, S. Dabo-Niang, and A. Diop. Tail and quantile estimation for real-valued  $\beta$ -mixing spatial data. working paper or preprint, Nov. 2021. URL <https://hal.archives-ouvertes.fr/hal-03457114>.
- E. Thibaud, R. Mutzner, and A. C. Davison. Threshold modeling of extreme spatial rainfall. *Water resources research*, 49(8):4633–4644, 2013.
- K. F. Turkman, M. A. Turkman, and J. Pereira. Asymptotic models and inference for extremes of spatio-temporal data. *Extremes*, 13(4):375–397, 2010.
- J. Velthoen, C. Dombry, J.-J. Cai, and S. Engelke. Gradient boosting for extreme quantile regression. *arXiv preprint arXiv:2103.00808*, 2021.
- I. Weissman. Estimation of parameters and large quantiles based on the k largest observations. *Journal of the American Statistical Association*, 73(364):812–815, 1978.
- R. Zieliński. Uniform strong consistency of sample quantiles. *Statistics & probability letters*, 37(2):115–119, 1998.