



**HAL**  
open science

# Multi-user downlink NOMA systems aided by an ambient backscatter device: achievable rate region and energy-efficiency maximization

Hajar El Hassani, Anne Savard, E Veronica Belmega, Rodrigo de Lamare

## ► To cite this version:

Hajar El Hassani, Anne Savard, E Veronica Belmega, Rodrigo de Lamare. Multi-user downlink NOMA systems aided by an ambient backscatter device: achievable rate region and energy-efficiency maximization. 2022. hal-03665856v1

**HAL Id: hal-03665856**

**<https://hal.science/hal-03665856v1>**

Preprint submitted on 12 May 2022 (v1), last revised 9 Feb 2024 (v3)

**HAL** is a multi-disciplinary open access archive for the deposit and dissemination of scientific research documents, whether they are published or not. The documents may come from teaching and research institutions in France or abroad, or from public or private research centers.

L'archive ouverte pluridisciplinaire **HAL**, est destinée au dépôt et à la diffusion de documents scientifiques de niveau recherche, publiés ou non, émanant des établissements d'enseignement et de recherche français ou étrangers, des laboratoires publics ou privés.

# Multi-user downlink NOMA systems aided by an ambient backscatter device: achievable rate region and energy-efficiency maximization

Hajar El Hassani, *Student Member, IEEE*, Anne Savard, *Member, IEEE*,  
E. Veronica Belmega, *Senior Member, IEEE*, and Rodrigo C. de Lamare, *Senior  
Member, IEEE*

## Abstract

In this paper, we investigate the energy efficiency of a multi-user downlink Non-Orthogonal Multiple Access (NOMA) system aided by an ambient backscatter device that modulates its own information by reflecting the incident signal coming from the NOMA transmitter. Because of the multiplicative operation at the ambient backscatter device when reflecting the transmitter's signal, the achievable sum rate of the system is not trivial. Hence, we first derive the information-theoretic achievable rate region for a discrete memoryless channel and, subsequently, for Gaussian channels. We then propose a joint optimization framework for maximizing the system energy efficiency as the tradeoff and ratio between the overall sum rate and the power consumption, under user minimum rate constraints. For this, we propose a modification that simplifies the non-convex optimization problem, which enables us to obtain the optimal reflection coefficient and power allocation policy analytically. Numerical results demonstrate the negligible impact of the introduced modification on the optimality of our solution. Remarkably, our

H. El Hassani and E. V. Belmega are with ETIS UMR 8051, CY Cergy Paris Université, ENSEA, CNRS, F-95000, Cergy, France (hajar.el-hassani@ensea.fr). A. Savard is with IMT Nord Europe, Institut Mines Télécom, Centre for Digital Systems, F-59653 Villeneuve d'Ascq, France and Univ. Lille, CNRS, Centrale Lille, UPHF, UMR 8520 - IEMN, F-59000 Lille, France. E. V. Belmega is also with Univ. Gustave Eiffel, CNRS, LIGM, F-77454, Marne-la-Vallée, France. R. C. de Lamare is with CETUC, PUC-Rio, Rio de Janeiro 22451-900, Brazil and the Dept. of Electronics, University of York, York, YO10 5DD, U.K.

This work has been supported by the ELIOT ANR-18-CE40-0030 and FAPESP 2018/12579-7 project and by IRCICA, CNRS USR 3380, Lille, France. [This is a preprint submitted to IEEE TCOM on May 2022.](#)

results show that the ambient backscatter-aided NOMA significantly outperforms OMA: the relative gain increases with the number of receivers, reaching up to  $14\times$  improvement over OMA. At last, we show the pertinence of our solution also in the case of imperfect channel.

### Index Terms

Non Orthogonal Multiple Access (NOMA), ambient backscatter communication (AmBC), Internet of Things (IoT), information-theoretic achievable rate region, energy-efficiency optimization

## I. INTRODUCTION

Recent advances in wireless communications have paved the way to the internet of things (IoT) connecting an immense number of devices. Since this number is projected to increase every year, so do the challenges and requirements to achieve massive connectivity, extended battery life and higher energy efficiency [1]. One of the promising technologies for alleviating the radio resources scarcity and enabling massive connectivity is non-orthogonal multiple access (NOMA) which, unlike conventional orthogonal multiple access techniques (OMA), allows the simultaneous communications via the same radio resources (e.g., frequency bands, time slots, etc.). In power-domain NOMA, the multiple access interference is overcome via two fundamental techniques: *superposition coding* at the transmitter, such that the messages are encoded in a layered manner and sent with different power levels, and *successive interference cancellation* (SIC) at the receivers, such that the strongest signals are decoded first (by treating weaker signals as noise) in a successive manner until the intended signal is retrieved [2]–[4].

The energy efficiency, a key performance indicator for the sixth generation (6G) wireless communications, is a growing concern especially for IoT networks, in which significant energy is consumed to ensure the quality of service (QoS) requirements of different services and applications. 6G networks are expected to improve the energy efficiency by a factor of 10 – 100 times with respect to (w.r.t.) the fifth generation (5G) wireless networks [5]. Moreover, the deployment of thousands of stations (base stations (BS), small-cells, relays, etc.) needed for IoT networks will result in huge power consumption and carbon emissions [6]. Consequently,

developing energy-efficient systems via optimization techniques and novel *green* technologies is both timely and essential.

Recently, ambient backscatter communications (AmBC) has emerged as a very promising low-energy technology [7], [8]. The backscatter device can transmit data in a passive way by recycling the radio frequency (RF) waves in the vicinity while harvesting energy. In the simplest implementation, the backscatter device, which consists of a dipole antenna, switches between two states: a backscattering state, in which the ambient signal coming from a source is reflected; and a transparent state, in which no signal is reflected. In practice, this is realized by setting the antenna in either a short or open circuit. These two states represent a binary code for its own message that can be decoded via a simple energy detector [7], [9], [10].

In this paper, our main objective is to investigate the energy-efficiency maximization in a multi-user downlink NOMA system that is aided by an ambient backscatter device.

#### *A. Related works*

In [11], the authors investigated the problem of signal detection of an ambient backscatter communication system composed of a RF source and a backscatter device transmitting its binary signal to a receiver. The authors in [12] developed an optimal detector achieving a best detection performance and provided an analysis of the bit error rate (BER) and the outage probability performance. In a cooperative ambient backscatter communication system composed of a RF source and a backscatter transmitter who simultaneously send their messages to a receiver [13], [14], the ergodic rates upper bounds of both links were derived in [13] and an analysis of the achievable rate region of the system was done in [14]. For the same system model, the authors in [15] have analysed the error performance of an ambient backscatter device that uses an on-off keying modulation scheme (OOK) [7], [11], [16]. The exact analytical expressions of the average BER were derived under fading channels.

Several optimization problems were investigated in the context of backscatter communications [17]–[19]. In [17], the ergodic capacity maximization of backscatter-receiver link was investigated

by jointly optimizing the transmit power of the source and the reflection coefficient of the backscatter device. In [18], an energy-efficient resource allocation scheme was proposed in terms of the optimal time allocation for the sleep vs. harvesting energy states of the backscatter device, its reflection coefficient, and the power of the RF source. Similarly, the authors in [19] have investigated the throughput maximization problem.

In the last years, a great research interest focused on investigating NOMA in the context of backscatter communications. The authors in [20], proposed a backscatter cooperation scheme for a two users NOMA downlink system, where one of the users backscatters the surplus power of the received signal to enhance the reception of the other user. The outage performance, the ergodic rate, and the diversity-multiplexing trade-off (DMT) performance were analyzed. The optimal reflection coefficient and the optimal power allocation at the BS were derived, under outage constraints for NOMA. In [21], an iterative algorithm for the optimal reflection coefficient and the power allocation policy was proposed to maximize the energy efficiency of a two users downlink NOMA system aided by an ambient backscatter device. The authors in [22] considered the same model to enhance the sum rate of the system under imperfect SIC decoding. The same authors investigated the energy-efficiency maximization problem for a NOMA system aided by AmBC in a vehicular scenario under imperfect SIC decoding [23]. In our preliminary work [24], we derived the closed-form solution for the optimal reflection coefficient and the power allocation maximizing the energy efficiency of multi-user NOMA system aided by AmBC, in the case where the backscatter device does not send information of its own but is constantly in backscattering mode.

To sum up, the above relevant literature on NOMA systems aided by AmBC has covered both experimental and theoretical aspects. However, most of the existing works consider either the simple backscattering state only, or that the backscattered signal, which contains a multiplicative term of the ambient signal and the backscatter device message, has a Gaussian distribution, both cases leading to conventional Shannon capacity when deriving the achievable rates [13],

[17]–[19], [21]–[25]. To the best of our knowledge, a rigorous investigation of the information-theoretic achievable rate region of NOMA in the context of AmBC is still lacking. In this paper, we aim at filling this gap by deriving the achievable rate region and only then developing resource allocation techniques to optimize the energy efficiency of the system.

### *B. Our main contributions*

As already mentioned, we investigate the energy-efficiency maximization of a multi-user downlink NOMA system aided by a backscattering device that also sends its own independent message to the users. The energy efficiency objective is measured in terms of the tradeoff and the ratio between the sum rate and the power consumption. We consider minimum user rate and SIC decoding order constraints as well as a maximum power budget available at the transmitter.

Our contributions in this paper are multi-fold and can be summarized as follows:

- i)** First, we derive the information-theoretic achievable rate region of a multi-receiver downlink NOMA system aided by an ambient backscatter device that reflects the signal coming from a source employing NOMA *while sending its own binary information*. Such system is different from the conventional NOMA system because of the multiplicative operation at the backscatter device. Instead of considering the simple backscattering state or the approximation of the backscattered signal as a Gaussian distribution, we use an information theoretic approach where we derive the achievable rate region of the system for the general case of a discrete memoryless channel and the additive white Gaussian noise (AWGN) channel;
- ii)** We propose a joint optimization framework to maximize the energy efficiency of the NOMA-AmBC system defined as the tradeoff and ratio between the sum rate and the power consumption. In particular, for an arbitrary number of receivers, and by assuming that the backscatter device data rate is much lower than that of the source, we jointly optimize the reflection coefficient and the power allocation under power budget, QoS, SIC decoding order and reflection coefficient constraints. The resulting optimization problem is not convex;
- iii)** To simplify this problem, we introduce a modification on the constraints. As a result,

the problem can be decoupled and solved analytically by finding first the optimal reflection coefficient, and then the optimal power allocation policy. We then show that our proposed optimal solution can reduce Dinkelbach's method to a line search when maximizing the ratio sum rate vs. consumed power;

iv) At last, our extensive numerical results demonstrate the negligible impact of the constraints modification on the optimality of our solution. The proposed solution is also shown to achieve higher energy efficiency than conventional NOMA and OMA (with and without backscattering). To complete our study, we also investigate the impact of imperfect channel state information (CSI) on our solution and show its pertinence when the quality of the estimation is sufficient.

*Notations:*  $\mathbb{I}(\cdot; \cdot)$  denotes the mutual information.  $\mathbb{H}(\cdot)$ ,  $\mathbb{H}(\cdot, \cdot)$ ,  $\mathbb{H}(\cdot|\cdot)$  denote the entropy, joint and conditional entropy, respectively.  $p(\cdot)$ ,  $p(\cdot|\cdot)$  denote the probability mass function (pmf) and the conditional pmf respectively.  $C(\cdot) = \frac{1}{2} \log_2(1 + \cdot)$  denotes the capacity function of the point-to-point AWGN channel.  $\mathcal{N}(\cdot, \cdot)$  and  $\text{Bern}(\cdot)$  denote the normal and Bernoulli distribution respectively.  $\mathbb{P}(\mathcal{E})$  denotes the probability of the event  $\mathcal{E}$ . Vectors and scalars are denoted by bold and normal font letters, respectively. Random variables and their realizations are denoted by upper and lower case letters, respectively.

## II. SYSTEM MODEL

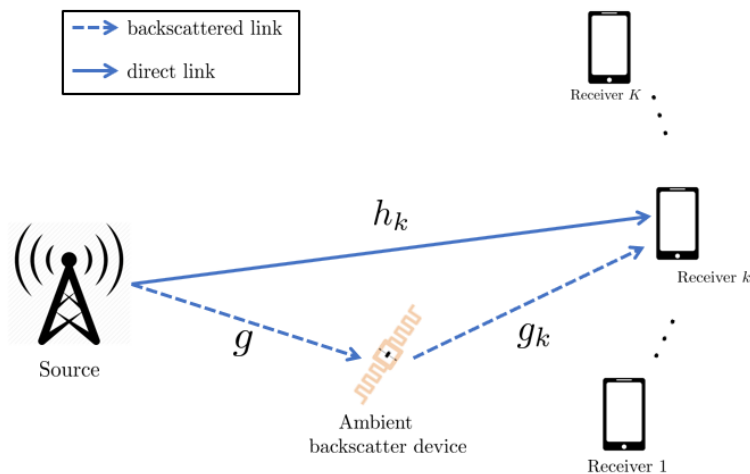


Fig. 1. Multi-user downlink NOMA system aided by an ambient backscatter device.

Consider an ambient backscatter multiple access downlink NOMA communication system depicted in Fig. 1 and composed of one transmitter or source (e.g., BS, femtocell, Wi-Fi hotspot, etc.) and  $K \geq 2$  receivers or users (e.g., mobile phones, IoT devices, etc.), all equipped by a single antenna, and of an ambient backscatter device that can backscatter the RF signal coming from the source to send information and harvest energy. The source sends the message  $M_i$  of codeword  $X_i$  intended for each receiver  $i \in \{1, \dots, K\}$  with power  $p_i$  via *superposition coding* and broadcasts  $X = \sum_{i=1}^K X_i$ , which contains all the superimposed encoded messages. We assume that the backscatter device sends a common information to all receivers. The binary code  $B$  sent by the backscatter device to all receivers is encoded by modulating the amplitude of the direct signal with two distinct scattering states: an active backscattering state, in which the ambient signals are reflected and  $B = 1$ ; and a transparent state, in which the backscatter device does not reflect the incoming signals and  $B = 0$ . Thus, the backscatter device can send information by switching between backscattering and transparent states, which is also called OOK [7], [11], [16].

The received signal  $Y_k$  at user  $k$  is composed of the direct signal coming from the source and the backscattered signal, which is given by

$$Y_k = \underbrace{h_k X}_{\text{direct signal}} + \underbrace{\sqrt{\rho} g g_k B X}_{\text{backscattered signal}} + Z_k, \quad (1)$$

where  $h_k$ ,  $g$  and  $g_k$  are the channel gains between the source and receiver  $k$ , the source and the backscatter device and the backscatter device and receiver  $k$ , respectively,  $Z_k \sim \mathcal{N}(0, \sigma^2)$  is AWGN, and the parameter  $\rho$  is the reflection coefficient representing the percentage of the backscattered signal. The other portion  $(1 - \rho)$  of the signal is used for energy harvesting. Note that, in the transparent state  $B = 0$ , the backscatter device does not reflect the ambient signal, which is fully harvested for energy.

Unless specified otherwise, we assume that perfect CSI is available at the source<sup>1</sup>, and that

<sup>1</sup>In the numerical section, we also investigate the effect of imperfect CSI on our solution via simulations.



without loss of generality, the channel gains  $h_k$ ,  $k \in \{1, \dots, K\}$  are arranged in a decreasing order such that  $h_k^2 \geq h_{k+1}^2, \forall k$  [2], [3]. Following the superposition coding principle adopted in NOMA, each receiver  $i$  will perform SIC [26] where it will first decode the messages of receivers with weaker channel gains  $X_j$ ,  $j \in \{K, K-1, \dots, i+1\}$  (i.e., that are allocated more power by the source), while treating other messages  $X_s$ ,  $s \in \{j-1, \dots, 1\}$  as noise, before decoding its own message  $X_i$ .

Unlike traditional wireless transmitters, the backscatter device does not possess power amplifiers and contains only passive components to perform low-power operations [7], [11]–[16]. Therefore, it is assumed that the data rate of the backscatter device is much lower than the data rate of the source. This is practically useful for receivers to separate the two signals through averaging using an energy detector when decoding the backscatter device message, where the performance depends on the difference of power between the backscattering and transparent states [7], [27]. We also assume that the signal processing delay and the noise at the backscatter device are negligible [7], [17], [28].

Most of the existing works [13], [17]–[19], [21]–[23], [25] consider either the simple backscattering state, or that the backscattered signal composed of the product  $B X$  follows a Gaussian distribution where Shannon’s information capacity expression  $C(\cdot)$  is used to approximate the maximum achievable rate, without investigating the achievable rates when taking into account the backscatter device’s message  $B$ . These assumptions may not be realistic in practice, since the backscatter device usually has its own information to transmit besides harvesting energy for its circuit operation. In the following, we take into account explicitly the message of the backscatter device, which clearly sets our work apart from the existing literature.

### III. INFORMATION-THEORETIC ACHIEVABLE RATE REGION

Because of the form of the backscattered signal  $B X$  in the received signal  $Y_k$  in (1), where both  $X$  and  $B$  are random variables, the Shannon’s capacity function  $C(\cdot)$  cannot be applied to derive the achievable rates expressions. Hence, we start by deriving the information-

theoretic achievable rate region, before delving into resource optimization problems of the ambient backscatter NOMA system described previously.

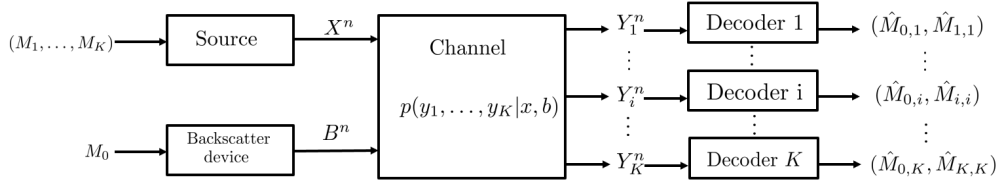


Fig. 2. Source-backscatter device to K-receivers discrete channel model

### A. General Case

Let us start with the *discrete memoryless channel* case of the joint multiple access and broadcast communication system depicted in Fig. 2, and then derive the achievable rate region for the Gaussian channel described in our predefined model.

Both the source and the backscatter device wish to communicate independent messages reliably to  $K$  receivers. The backscatter device encodes its common message  $M_0$  into a codeword  $B^n$  and transmits it over the shared channel. The source uses a superposition coding technique to encode each private message  $M_i$  destined to receiver  $i$  in a layered manner and broadcasts the codeword  $X^n$  consisting of all merged encoded messages  $M_1, \dots, M_K$ . Upon receiving the sequence  $Y_i^n$ , receiver  $i \in \{1, \dots, K\}$  computes an estimate  $\hat{M}_{0 \rightarrow i}$  of the message  $M_0$  and uses SIC to obtain an estimate  $\hat{M}_{i \rightarrow i}$  of the message  $M_i$ , by first computing the estimates  $\hat{M}_{j \rightarrow i}$  of the messages  $M_j$ , for all  $j \in \{K, K-1, \dots, i+1\}$  following this precise successive order.

Using elements from information theory [29], [30], we first describe the codebook generation for both messages  $X$ , using the superposition coding technique, and  $B$ . We introduce the auxiliary random variables  $U_j$ ,  $j \in \{2, \dots, K\}$  serving as “cloud centers” representing the messages  $M_j$  that can be distinguished by receivers  $i \leq j$ . By defining the error events of unsuccessful decoding of  $X$  and  $B$  and by using standard typicality arguments, we derive the achievable rates for which the receivers can reliably decode  $X$  and  $B$  (i.e., when the average probability

of error  $\mathbb{P}(\varepsilon_i)$  of each receiver  $i$  tends to 0). Complete details can be found in Appendix A. The resulting achievable rate region of the ambient backscatter NOMA system is given in the following theorem.

**Theorem 1.** *The achievable rate region of the discrete memoryless source-backscatter device to  $K$  receivers channel is given by the set of rate tuples  $(R_0, R_1, \dots, R_K)$  defined below:*

$$R_0 \leq \min_{1 \leq i \leq K} \mathbb{I}(B; Y_i | U_K), \quad (2)$$

$$R_K \leq \min_{1 \leq i \leq K} \mathbb{I}(U_K; Y_i | B), \quad (3)$$

$$R_0 + R_K \leq \min_{1 \leq i \leq K} \mathbb{I}(U_K, B; Y_i), \quad (4)$$

$$R_j \leq \min_{i \leq j} \mathbb{I}(U_j; Y_i | B, U_K, \dots, U_{j+1}), \quad \forall 1 \leq j \leq K - 1, \quad (5)$$

where  $U_i$  are auxiliary random variables accounting for  $X_i$  for all  $2 \leq i \leq K$ .

In practice, the data rate of the backscatter device is significantly lower than that of the source because of its design simplicity and power limitations as argued in [7], [11]–[16]. Assuming that  $R_0 \ll R_K$  in particular, the expressions in (3) and (4) in Theorem 1 reduce to

$$R_K \leq \min \left( \min_{1 \leq i \leq K} \mathbb{I}(U_K; Y_i | B), \min_{1 \leq i \leq K} \mathbb{I}(U_K, B; Y_i) \right) \stackrel{(a)}{=} \min_{1 \leq i \leq K} \mathbb{I}(U_K; Y_i | B), \quad (6)$$

where (a) follows from the chain rule and the positivity of the mutual information. This yields the achievable rate region given in the following Lemma.

**Lemma 1.** *Assuming that the backscatter device has a very low data rate compared to that of the source,  $R_0 \ll R_K$ , the achievable rate region in Theorem 1 simplifies to*

$$R_0 \leq \min_{1 \leq i \leq K} \mathbb{I}(B; Y_i | U_K), \quad (7)$$

$$R_K \leq \min_{1 \leq i \leq K} \mathbb{I}(U_K; Y_i | B), \quad (8)$$

$$R_j \leq \min_{i \leq j} \mathbb{I}(U_j; Y_i | B, U_K, \dots, U_{j+1}), \quad \forall 1 \leq j \leq K - 1. \quad (9)$$

## B. Gaussian Channels

Having obtained the achievable rate region in the discrete memoryless case given in Lemma 1, we now derive the achievable rate region for the AWGN model described in Sec. II and, more specifically, for the received signal  $Y_k$  given in (1) observed at each receiver  $k$ .

We assume that the message of the backscatter device  $B$  follows the Bernoulli distribution  $B \sim \text{Bern}(q)$ , where  $q = Pr[B = 1]$  is the probability of the backscattering state and  $(1 - q) = Pr[B = 0]$  is the probability of the transparent state. By assuming that  $V \sim \mathcal{N}(0, p_1)$  and  $U_i \sim \mathcal{N}(0, p_i), \forall i \in \{2, \dots, K\}$ , which stands for  $X_1$  and  $X_i, \forall i \in \{2, \dots, K\}$ , respectively, that are most commonly used in the literature when describing the codeword  $X = \sum_{k=i}^K X_k$  sent using NOMA, we can compute the achievable rate region for the Gaussian case which is given in the following theorem.

**Theorem 2.** *The achievable rate region of the AWGN source-backscatter device to  $K$ -receiver channel is the set of rate tuples  $(R_0, R_1, \dots, R_K)$ , such that*

$$R_0 \leq \min_{1 \leq i \leq K} \mathbb{H}(Y_i | U_K) - \frac{q}{2} \log_2 \left( 2\pi e \sigma_i^2 \left( H_{i|1}(\rho) \sum_{k=1}^{K-1} p_k + 1 \right) \right) - \frac{1-q}{2} \log_2 \left( 2\pi e \sigma_i^2 \left( H_{i|0} \sum_{k=1}^{K-1} p_k + 1 \right) \right)$$

$$R_k \leq qC \left( \min_{i \leq k} (\gamma_{k \rightarrow i|1}) \right) + (1 - q)C \left( \min_{i \leq k} (\gamma_{k \rightarrow i|0}) \right), \quad \forall 1 \leq k \leq K,$$

where  $H_{i|0} = h_i^2 / \sigma_i^2$ ,  $H_{i|1}(\rho) = (h_i + \sqrt{\rho} g g_i)^2 / \sigma_i^2$  represent the channel gains when the backscatter device is in the transparent state ( $B = 0$ ) and in the backscattering state ( $B = 1$ ), respectively, and  $\gamma_{k \rightarrow i|0} = \frac{H_{i|0} p_k}{1 + H_{i|0} (p_1 + \dots + p_{k-1})}$  and  $\gamma_{k \rightarrow i|1} = \frac{H_{i|1}(\rho) p_k}{1 + H_{i|1}(\rho) (p_1 + \dots + p_{k-1})}$  are the corresponding signal-to-interference-plus-noise ratio (SINR) values when receiver  $i$  decodes the message intended for receiver  $k$ .

The proof follows standard information-theoretic techniques where the continuous random variables  $V \sim \mathcal{N}(0, p_1)$  and  $U_k \sim \mathcal{N}(0, p_k)$  are discretized to extend the expressions of mutual information in DMC given in Lemma 1 to the Gaussian channel [29], [30]. The Gaussian distribution is chosen such that it maximizes the mutual information expressions in (8) and (9)<sup>2</sup> and leads to Shannon capacity given in Theorem 2. The complete details are provided in Appendix A. At last, note that the conditional entropy term  $\mathbb{H}(Y_i | U_K)$  in Theorem 2 is very difficult to compute in closed form because of the non trivial sum of two dependent variables

<sup>2</sup>Note that the assumption of normality is optimal for the source and may not be optimal in the information-theoretic framework

$X$  and  $B X$  in the received signal  $Y_k$ , where  $B \sim \text{Bern}(p)$  and  $X \sim \mathcal{N}(0, \sum_{i=1}^K p_i)$ , and is left open for future investigation.

Having derived the achievable rate region for our system model described in Sec. II, we now investigate the resource allocation problem and, in particular, the system's energy-efficiency maximization defined as the tradeoff between the sum of the achievable data rates and the consumed power.

Since by assumption we have  $R_0 \ll R_K$  and knowing that the backscatter device is a low-power device which performs energy harvesting for its own circuit operations, we only focus on maximizing the energy efficiency of the downlink NOMA system (enhanced by ambient backscattering).

#### IV. ENERGY-EFFICIENCY MAXIMIZATION PROBLEM

In this section, we investigate the energy efficiency of the NOMA downlink system in the presence of an ambient backscatter device. We formulate the optimization problem as a tradeoff between the sum rate of receivers given in (11), and the total power consumption.

##### A. Problem formulation

Consider the previously defined downlink NOMA system aided by an ambient backscatter device. We maximize the energy efficiency defined as the tradeoff between the sum of achievable rates of the users and the power consumption given as [31], [32]

$$(\text{EE0}) \quad \max_{(\rho, \mathbf{p}) \in \mathcal{P}} \sum_{k=1}^K R_k(\rho, \mathbf{p}) - \alpha \left( \sum_{k=1}^K p_k + P_c \right), \quad (10)$$

where  $R_k(\rho, \mathbf{p})$  denotes the achievable rate of receiver  $k$  and follows from Theorem 2

$$R_k(\rho, \mathbf{p}) = qC\left(\min_{i \leq k}(\gamma_{k \rightarrow i|1})\right) + (1 - q)C\left(\min_{i \leq k}(\gamma_{k \rightarrow i|0})\right), \quad \forall 1 \leq k \leq K. \quad (11)$$

Note that the above achievable rate of each receiver  $k$  can be seen as an expected value of the achievable rate of receiver  $k$  over the message  $B$  (i.e., the ergodic achievable rate over the fading channel  $h_k + \sqrt{\rho}gg_k B$ ,  $B \in \{0, 1\}$ ).

The weighting parameter  $\alpha > 0$  in the objective function captures the tradeoff between the sum of achievable rates and the consumed power, where larger values of  $\alpha$  favor the maximization

of the sum of achievable rates, while smaller values of  $\alpha$  favor the minimization of the power consumption.  $P_c$  is the circuit power.

The set  $\mathcal{P}$  contains all admissible reflection coefficients  $\rho$  and transmit power allocation policies  $\mathbf{p} = (p_1, \dots, p_K)$ . This feasible set accounts for all the constraints: the maximum power budget of the source, the receivers targeted quality of service (QoS) expressed as  $R_k(\rho, \mathbf{p}) \geq R_{\min,k}$ , the successful SIC process expressed as  $qC(\gamma_{k \rightarrow i|1}) + (1-q)C(\gamma_{k \rightarrow i|0}) \geq qC(\gamma_{k \rightarrow k|1}) + (1-q)C(\gamma_{k \rightarrow k|0})$  to avoid error propagation when receiver  $i$ ,  $\forall i \leq k-1$ , performs SIC and decodes the message destined to receiver  $k$  and the range of the reflection coefficient, respectively. Note that when  $q = 0$  and  $q = 1$ , i.e., pure transparent state and pure backscattering state, the optimization problem (EE0) is equivalent to the optimization problem solved in our previous work [4] and [24], respectively.

Furthermore, since SIC decoding is a key component for NOMA [2], [33]–[37], it has to be performed successfully and independently from the backscatter device's state (backscattering or transparent) in order to avoid error propagation that may affect the performance of the system (e.g., the targeted quality of service). To ensure successful SIC, we impose a minimum QoS constraint in terms of the minimum SINR level for each state of the backscatter device:  $\gamma_{k \rightarrow i|1} \geq \gamma_{k \rightarrow k|1}$  and  $\gamma_{k \rightarrow i|0} \geq \gamma_{k \rightarrow k|0}$ ,  $\forall k \in \{1, \dots, K\}$  and  $i \leq k$ . All the above leads to the feasible set:

$$\mathcal{P} \triangleq \left\{ (\rho, \mathbf{p}) \in [0, 1] \times \mathbb{R}_+^K \mid 0 \leq \rho \leq 1, \sum_{j=1}^K p_j \leq P_{\max}, R_k(\rho, \mathbf{p}) \geq R_{\min,k}, \right. \\ \left. \gamma_{k \rightarrow i|0} \geq \gamma_{k \rightarrow k|0}, \gamma_{k \rightarrow i|1} \geq \gamma_{k \rightarrow k|1}, \forall 1 \leq k \leq K, \forall i \leq k \right\}. \quad (12)$$

Note that the successful SIC decoding constraint in the transparent state, given as  $\gamma_{k \rightarrow i|0} \geq \gamma_{k \rightarrow k|0}$ , is equivalent to  $\frac{p_k}{\frac{1}{H_{i|0}} + (p_1 + \dots + p_{k-1})} \geq \frac{p_k}{\frac{1}{H_{k|0}} + (p_1 + \dots + p_{k-1})}$ , which is readily satisfied due to the assumed channels ordering (i.e.  $H_{i|0} = h_i \geq H_{k|0} = h_k$ ,  $\forall k \geq 2, i \leq k-1$ ), and can hence be removed altogether. Second, since the successful SIC constraint in the transparent state  $\gamma_{k \rightarrow i|0} \geq \gamma_{k \rightarrow k|0}$  is readily satisfied, and by ensuring that  $\gamma_{k \rightarrow i|1} \geq \gamma_{k \rightarrow k|1}$  is met in the optimization problem (EE0), the achievable rate of receiver  $k$  in (11) reduces to

$$R_k(\rho, \mathbf{p}) = qC(\gamma_{k \rightarrow k|1}) + (1 - q)C(\gamma_{k \rightarrow k|0}), \quad \forall 1 \leq k \leq K. \quad (13)$$

To simplify the presentation and the mathematical derivations henceforth, we introduce the notations  $\theta_k(\mathbf{p}) = \sum_{i=1}^k p_i$ ,  $\forall 1 \leq k \leq K$  with  $\theta_0(\mathbf{p}) = 0$  and  $A_k = 2^{2R_{\min,k}}$ . Using these notations and all the above considerations, our optimization problem is equivalent to

$$\begin{aligned} \text{(EE0)} \quad & \max_{\rho, \mathbf{p}} \sum_{k=1}^K R_k(\rho, \mathbf{p}) - \alpha(\theta_K(\mathbf{p}) + P_c) \\ \text{s.t.} \quad & \theta_K(\mathbf{p}) \leq P_{\max}, \end{aligned} \quad (C1)$$

$$R_k(\rho, \mathbf{p}) \geq R_{\min,k}, \quad \forall 1 \leq k \leq K \quad (C2)$$

$$\gamma_{k \rightarrow i|1}(\rho, \mathbf{p}) \geq \gamma_{k \rightarrow k|1}(\rho, \mathbf{p}), \quad \forall 2 \leq k \leq K, \forall i \leq k - 1 \quad (C3)$$

$$0 \leq \rho \leq 1. \quad (C4)$$

Now, a major issue in the above optimization problem is the minimum rate constraint (C2) which makes (EE0) non convex. Indeed, the rate  $R_k(\rho, \mathbf{p})$  is not concave w.r.t.  $\mathbf{p}$  since  $R_k(\rho, \mathbf{p})$  is expressed as a weighted sum of the capacity in the backscattering state  $C(\gamma_{k \rightarrow k|1})$  and the capacity in the transparent state  $C(\gamma_{k \rightarrow k|0})$ .

To overcome this challenge, we introduce a modification to this constraint such that, instead of having  $R_k(\rho, \mathbf{p}) \geq R_{\min,k}$ , we require each of the averaged terms in (13) to be bounded:  $C(\gamma_{k \rightarrow k|0}) \geq R_{\min,k}$  and  $C(\gamma_{k \rightarrow k|1}) \geq R_{\min,k}$ . This means that the QoS constraint needs to be satisfied in the transparent state and in the backscattering state individually. This modification restricts the original feasible set leading to a potential optimality loss. Our intuition, validated through numerical results in Sec. V, is that any incurred optimality loss will be limited in practice, given that the rate of the backscatter device is much lower than that of the source ( $R_0 \ll R_K$ ).

After some mathematical manipulations, we replace the constraint (C2) by

$$\theta_k(\mathbf{p}) \geq A_k \theta_{k-1}(\mathbf{p}) + \frac{A_k - 1}{H_{k|0}}, \quad \forall 2 \leq k \leq K, \forall i \leq k - 1 \quad (14)$$

$$\theta_k(\mathbf{p}) \geq A_k \theta_{k-1}(\mathbf{p}) + \frac{A_k - 1}{H_{k|1}(\rho)}, \quad \forall 2 \leq k \leq K, \forall i \leq k - 1. \quad (15)$$

The main advantage of this modification is that it leads to the following simpler non-convex optimization problem, which we show that can be solved analytically.

$$\begin{aligned}
(\mathbf{EE1}) \quad & \max_{\rho, \mathbf{p}} \sum_{k=1}^K R_k(\rho, \mathbf{p}) - \alpha(\theta_K(\mathbf{p}) + P_c) \\
& \text{s.t. } \theta_K(\mathbf{p}) \leq P_{\max}, \tag{C1}
\end{aligned}$$

$$\theta_k(\mathbf{p}) \geq A_k \theta_{k-1}(\mathbf{p}) + \frac{A_k - 1}{H_{k|0}}, \forall 2 \leq k \leq K, \forall i \leq k - 1 \tag{C2a}$$

$$\theta_k(\mathbf{p}) \geq A_k \theta_{k-1}(\mathbf{p}) + \frac{A_k - 1}{H_{k|1}(\rho)}, \forall 2 \leq k \leq K, \forall i \leq k - 1 \tag{C2b}$$

$$\frac{p_k}{\frac{1}{H_{i|1}(\rho)} + \theta_{k-1}(\mathbf{p})} \geq \frac{p_k}{\frac{1}{H_{k|1}(\rho)} + \theta_{k-1}(\mathbf{p})}, \forall 2 \leq k \leq K, \forall i \leq k - 1 \tag{C3}$$

$$0 \leq \rho \leq 1, \tag{C4}$$

where (C2a) and (C2b) are the modified QoS constraints for the transparent and backscattering states, respectively, and all other constraints remain unchanged. Note that since  $H_{k|1}(\rho) \geq H_{k|0}$ , the constraint (C2b) will be omitted since satisfying (C2a) is sufficient.

Even though we restricted (C2) to simplify the problem (EE0), the resulting optimization problem (EE1) remains non convex due to the joint optimization of the reflection coefficient  $\rho$  and the vector of allocated powers  $\mathbf{p}$ . Nevertheless, following a similar approach to [24] (in which the backscatter device transmitted no information and was assumed always in the backscattering state and, hence, a simpler energy-efficiency problem was solved), we show here that (EE1) can be solved by decoupling it into two sub-problems without loss of optimality: i) we first optimize  $\rho$  for an arbitrary power allocation  $\mathbf{p}$ ; ii) then optimize  $\mathbf{p}$  with the fixed optimal reflection coefficient  $\rho^*$ .

### B. Optimal reflection coefficient

Let us first consider a fixed arbitrary power allocation  $\mathbf{p} \in \mathcal{P}$  and solve the optimization problem (EE1) w.r.t to the reflection coefficient  $\rho$ . It turns out that the optimal reflection coefficient is independent of  $\mathbf{p}$  and can be obtained in closed form

$$\rho^* = \begin{cases} \min(1, \min \xi), & \text{if } \xi \neq \emptyset \\ 1, & \text{otherwise,} \end{cases} \tag{16}$$



where  $\xi \triangleq \left\{ \left( \frac{h_k - h_{k+1}}{g_{k+1} - g_k} \right)^2 \mid 2 \leq k \leq K \text{ s.t. } g_{k+1} > g_k \right\}$ . The proof follows similarly as in our previous work [24].

Given the optimal reflection coefficient  $\rho^*$  in (16), the constraints (C3) and (C4) are readily satisfied. Also, as proven in [24], it leads to  $H_{1|1}(\rho^*) \geq \dots \geq H_{K|1}(\rho^*)$ , which will be very useful when deriving the optimal power allocation vector  $\mathbf{p}^*$ . Since the optimal reflection coefficient  $\rho^*$  in (16) is independent of  $\mathbf{p}$  and since the remaining constraints (C1) and (C2a) are independent of  $\rho$ , decoupling the optimization problem by first optimizing over the reflection coefficient and then over the power allocation policy does not induce any optimality loss.

### C. Optimal power allocation

We can thus fix  $\rho = \rho^*$  given in (16) and solve the remaining problem ((EE1) reduces to (EE2) below) in terms of the power allocation policy  $\mathbf{p}$  with no optimality loss.

$$\begin{aligned}
 \text{(EE2)} \quad & \max_{\mathbf{p}} \eta_{EE}(\mathbf{p}) \triangleq \sum_{k=1}^K R_k(\rho^*, \mathbf{p}) - \alpha(\theta_K(\mathbf{p}) + P_c) \\
 & \text{s.t. } \theta_K(\mathbf{p}) \leq P_{\max}, \tag{C1} \\
 & \theta_k(\mathbf{p}) \geq A_k \theta_{k-1}(\mathbf{p}) + \frac{A_k - 1}{H_{k|0}}, \quad \forall 1 \leq k \leq K. \tag{C2a}
 \end{aligned}$$

The remaining problem above is a convex optimization one since the objective function is concave w.r.t.  $\mathbf{p}$ , as shown in Appendix B, and the constraints (C1) and (C2a) are affine.

*Feasibility condition:* Because of the QoS requirements of each receiver, the convex optimization problem (EE2) may not be feasible. Indeed, the power budget at the source  $P_{\max}$  has to be greater or equal to the minimum power needed for satisfying the receiver's QoS constraints in (C2a), expressed as  $P_{\min} \triangleq \sum_{i=1}^K \frac{(A_i - 1)}{H_{i|0}} \prod_{j=i+1}^K A_j \leq P_{\max}$ , which follows similarly as in our previous study on optimal power allocation policies for  $K$ -receivers downlink NOMA without the backscatter device [4].

If the aforementioned feasibility condition is met, and given that (EE2) is convex, we can apply the Lagrange multipliers to obtain the optimal expressions of  $p_k^*$ ,  $\forall k \geq 2$  as functions of  $p_1$  by solving the Karush-Kuhn-Tucker (KKT) optimality conditions, which are necessary

and sufficient [38]. Hence, the multi-variable problem (EE2) is turned into a single variable optimization problem w.r.t.  $p_1$  (which is proved to be a convex optimization problem), leading to our main result below.

**Theorem 3.** *If the optimization problem (EE2) is feasible, the optimal power allocation  $\mathbf{p}$  is given analytically as follows:*

$$p_k^* = (A_k - 1) \left( \frac{1}{H_{k|0}} + p_1^* \prod_{i=2}^{k-1} A_i + \sum_{i=2}^{k-1} \frac{(A_i - 1)}{H_{i|0}} \prod_{j=i+1}^{k-1} A_j \right), \quad \forall k \geq 2,$$

$$p_1^* = \max(\min(\bar{p}_1; u); \ell),$$

where  $\ell = \frac{(A_1 - 1)}{H_{1|0}}$ ,  $u = \left( P_{\max} - P_{\min} + \ell \prod_{j=2}^K A_j \right) / \prod_{i=2}^K A_i$  and  $\bar{p}_1$  represents the unique critical point of the single variable function  $f_1(p_1) \triangleq \eta_{EE}(p_1, p_2^*, \dots, p_K^*)$  w.r.t  $p_1$ .

Unlike our previous works [4], [24], because the backscatter device sends its own message, the resulting achievable rate expressions are significantly more complex and lead to a more technically involved solution. The proof is detailed in Appendix B.

#### D. Energy efficiency as the ratio sum rate vs. overall consumed power

We investigate here a well-known energy-efficiency metric defined as the ratio between the achievable sum rate and the overall consumed power:  $\xi_{EE}(\rho, \mathbf{p}) = \frac{\sum_{k=1}^K R_k(\rho, \mathbf{p})}{\sum_{k=1}^K p_k + P_c}$  [31] which can also be maximized by exploiting our optimal solution  $(\rho^*, \mathbf{p}^*)$  to (EE1).

Since only the numerator (the sum of achievable rates) depends on the reflection coefficient  $\rho$ , the optimal  $\rho^*$  given in (16) also maximizes  $\xi_{EE}(\rho, \mathbf{p})$  for all feasible  $\mathbf{p}$ . Once  $\rho^*$  obtained, the energy efficiency ratio  $\xi_{EE}(\rho^*, \mathbf{p})$  becomes a fractional program, because the numerator  $\sum_{k=1}^K R_k(\rho^*, \mathbf{p})$  is concave w.r.t.  $\mathbf{p}$  (as shown in Appendix B) and the denominator  $\sum_{k=1}^K p_k + P_c$  is affine. This fractional program can be solved using Dinkelbach's method [31], which reduces to finding the solution to the following equation w.r.t.  $\alpha$

$$F(\alpha) \triangleq \sum_{k=1}^K R_k(\rho^*, \mathbf{p}^*) - \alpha \left( \sum_{k=1}^K p_k^* + P_c \right) = 0, \quad (17)$$

where  $\mathbf{p}^*$  is given in Theorem 3 and which depends implicitly on  $\alpha$ .

## V. NUMERICAL SIMULATIONS

In this section, we present and discuss numerical results to evaluate the performance of our energy-efficient solution. For this, we consider the following scenario: the positions of the users are uniformly drawn in a disk of radius 20m around the source. Similarly, the backscatter device position is drawn in a disk of radius 4m surrounding the source. Since the coverage area of ambient backscatter communication systems is relatively small, we assume that the communication links have a strong line-of-sight (LOS) and fading-free pathloss channels of the type  $h = d^{-\frac{\gamma}{2}}$  [20], [39]–[41], where  $d$  is the distance between different nodes and  $\gamma = 2.5$  is the path loss exponent. The other system parameters are:  $\sigma^2 = -20$  dBm,  $R_{\min,k} = R_{\min} = 1$  bpcu,  $\forall k$ ,  $P_{\max} = 30$  dBm, unless stated otherwise, and  $P_c = 30$  dBm. The simulation results are averaged over  $10^3$  random draws of the nodes positions satisfying the feasibility condition in Sec. IV-C.

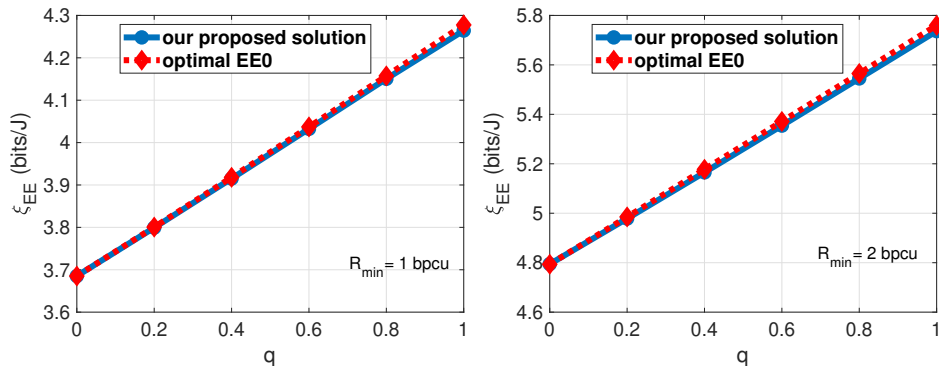


Fig. 3. Energy efficiency ( $\xi_{EE}$ ) sub-optimality comparison for different values of  $q$  and  $R_{\min}$ .

*Impact of our modified constraints:* In Fig. 3, we compare the energy efficiency of the optimal solution to the original problem (**EE0**), obtained via exhaustive search, and our analytical solution to the modified problem (**EE1**) as a function of  $q \in [0, 1]$  and for  $R_{\min} \in \{1, 2\}$  bpcu. We see that the sub-optimality gap becomes smaller when  $q$  decreases. Indeed, the case  $q = 0$  corresponds to conventional NOMA, without backscattering, for which the two solutions are identical (as (**EE0**) becomes equivalent to (**EE1**)). The sub-optimality gap increases with  $R_{\min}$ , but remains negligible, which validates our intuition and highlights the interest of our analytical solution.

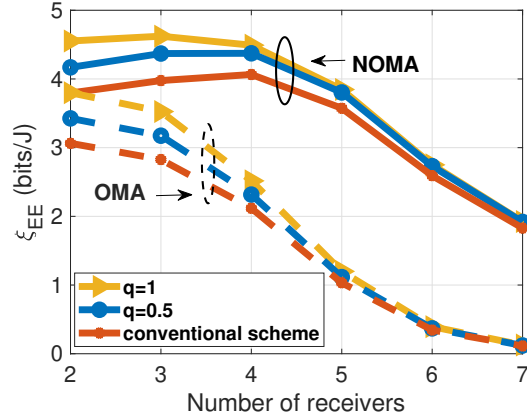
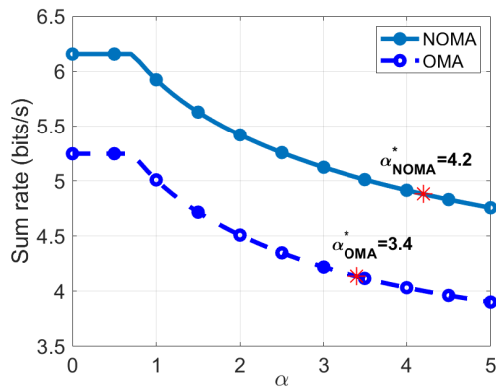
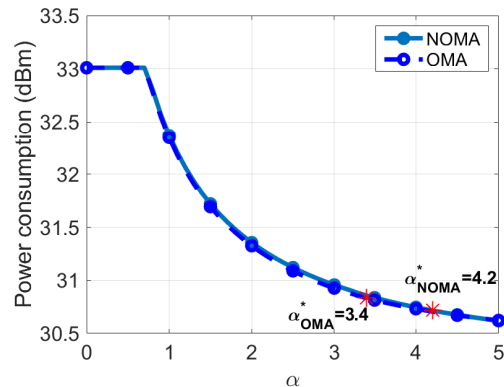


Fig. 4. Energy efficiency ( $\xi_{EE}$ ) as a function of the number of receivers  $K$  for different values of  $q$ .

*NOMA vs. OMA evaluation:* In Fig. 4, we plot the energy efficiency  $\xi_{EE}$  of ambient backscatter-aided NOMA and OMA (as benchmark), as a function of the number of receivers for different values of  $q \in \{0, 0.5, 1\}$  with  $P_{\max} = 60$  dBm and  $R_{\min} = 1$  bpcu. First, we see that NOMA with backscattering always outperforms its OMA counterpart irrespective from  $q$ . Moreover, we observe that the energy efficiency decreases with the number of receivers. The intuition comes from the expression of the optimal reflection coefficient in (16) that depends on the smallest difference between the channel gains. The larger the number of receivers  $K$ , the smaller the channel gap. When  $K$  increases,  $\rho^*$  tends to zero, vanishing the backscattering effect and leading to the conventional scheme without backscattering ( $q = 0$ ).



(a) Achievable sum rate.

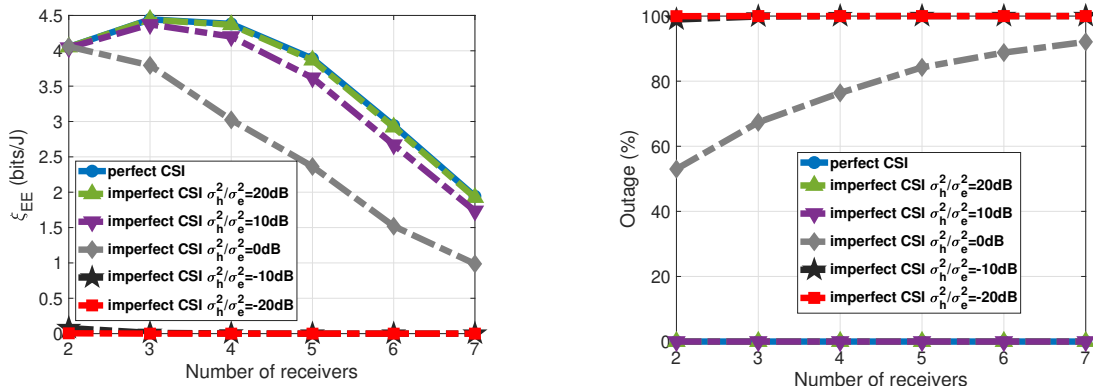


(b) Overall power consumption.

Fig. 5. Achievable sum rate and overall power consumption as functions of the tradeoff parameter  $\alpha$  for an ambient backscatter-aided NOMA system with  $K = 2$  and  $q = 0.5$ .

In Fig. 5 we plot the achievable sum rate and overall power consumption as functions of the

tradeoff parameter  $\alpha$  where  $q = 0.5$  and  $R_{\min} = 1$  bpcu. We see that NOMA achieves higher sum rate while consuming as much power as OMA, irrespective from  $\alpha$ . Moreover, both the sum rate and power consumption decrease as  $\alpha$  grows larger. Indeed, for larger values of  $\alpha$ , the power minimization is given more weight when maximizing the sum rate vs power consumption tradeoff. We also highlight the two points  $\alpha_{NOMA}^*$  and  $\alpha_{OMA}^*$  referring to the respective solutions of  $F(\alpha) = 0$  in (17) providing the achievable sum rate and overall power consumption that are optimal in the sense of the energy efficiency ratio  $\xi_{EE}$ .



(a) Energy efficiency ( $\xi_{EE}$ ) for different values of  $\sigma_e^2$ .

(b) Outage performance for different values of  $\sigma_e^2$ .

Fig. 6. Impact of imperfect CSI on the energy efficiency ( $\xi_{EE}$ ) and outage performance of NOMA as a function of the number of receivers  $K$  for different values of the error variance  $\sigma_e^2$ .

*Impact of imperfect CSI:* At last, we investigate the impact of imperfect CSI on our solution. We assume that only channel gain estimates  $\hat{h}$  are available at the transmitter side such that  $\hat{h} = h - e$ , where  $e \sim \mathcal{N}(0, \sigma_e^2)$  represents the estimation error of variance  $\sigma_e^2$  for any link  $h$ . The power allocation policy is computed based on the estimated channel gains  $\hat{h}$  and the system performance is obtained with the true channel gains  $h$ . Imperfect CSI may result in violating the user QoS constraints or the SIC constraints in (12), leading to an outage event. Hence, we plot both the energy efficiency when the system is not in outage and the outage probability in Fig. 6 for  $q = 0.5$ .

As expected, the performance is impacted by the quality of the channel estimation. For  $\sigma_h^2/\sigma_e^2 \in \{-10, -20\}$  dB (poor estimation), the system is almost always in outage. For  $\sigma_h^2/\sigma_e^2 = 20$  dB

(excellent estimation) the imperfect CSI curves are superposed to the perfect CSI ones. When  $\sigma_h^2/\sigma_e^2 = 10$  dB (good estimation), the outage is negligible and the energy efficiency is impacted but not critically so (the loss is below 11% for any  $K$ ). When the error variance is as high as the channel variance ( $\sigma_h^2/\sigma_e^2 = 0$  dB), the outage is very high: above 50% for  $K = 2$  and reaches up to 90% for  $K = 7$ . Except for  $K = 2$ , the energy efficiency is also highly impacted in this case, the loss reaching up to 49% for  $K = 7$  users. Hence, our solution relies on high quality CSI estimation. When this is unavailable, the impact of CSI errors has to be taken into account in the problem formulation and the solution design.

## VI. CONCLUSIONS AND PERSPECTIVES

In this paper, we have analyzed a multi-user downlink NOMA system aided by an ambient backscatter device. We first derive the information-theoretic achievable rate region and then we formulated the energy efficiency maximization as the tradeoff between the sum rate and the power consumption. By introducing a modification on the problem's constraints, we simplify the non-convex problem which allowed us to obtain an analytical solution for the joint reflection coefficient and the power allocation. Our simulation results show the negligible impact on the sub-optimality gap resulting from our modification. Moreover, ambient backscatter-aided NOMA system is shown to outperform conventional NOMA and OMA (with and without backscattering) as benchmarks. Finally, we investigate the impact of imperfect CSI and highlight that when the channel estimation is sufficiently high (SNR higher than 10 dB) our solution is still relevant. In highly dynamic systems or whenever the channel estimation is too poor, other solutions have to be investigated based on robust optimization or adaptive machine learning techniques, which represents an interesting future research perspective.

## APPENDIX A

### INFORMATION-THEORETIC ACHIEVABLE RATE REGION

#### A. Proof of Theorem 1 (discrete memoryless channels)

First, we have to introduce the proper information-theoretic definitions needed for the coding and decoding procedures. We consider a two-sender  $K$ -receiver discrete memoryless channel

defined by the tuple  $(\mathcal{X} \times \mathcal{B}, p(y_1, \dots, y_K|x, b), \mathcal{Y}_1 \times \dots \times \mathcal{Y}_K)$  that consists of  $K + 2$  finite sets:  $\mathcal{X}$ ,  $\mathcal{B}$ ,  $\mathcal{Y}_1, \dots, \mathcal{Y}_K$  and a collection of conditional probability mass functions (pmfs)  $p(y_1, \dots, y_2|x, b)$  defined on  $\mathcal{Y}_1 \times \dots \times \mathcal{Y}_K$ . A  $(2^{nR_0}, 2^{nR_1}, \dots, 2^{nR_K}, n)$  code consists of:

- $K + 1$  message sets  $[1 : 2^{nR_0}]$ ,  $[1 : 2^{nR_1}]$ ,  $\dots$ ,  $[1 : 2^{nR_K}]$ ,
- two encoders, where encoder 1, the source, assigns a codeword  $x^n(m_1, \dots, m_K)$  to each message  $(m_1, \dots, m_K) \in [1 : 2^{nR_1}] \times \dots \times [1 : 2^{nR_K}]$  and encoder 2, the backscatter device, assigns a codeword  $b^n(m_0)$  to each message  $m_0 \in [1 : 2^{nR_0}]$ ,
- $K$  decoders, where decoder  $i \in \{1, \dots, K\}$  (or receiver, or user  $i$ ) assigns an estimate  $(\hat{m}_{0 \rightarrow i}, \hat{m}_{K \rightarrow i}, \dots, \hat{m}_{i+1 \rightarrow i}, \hat{m}_{i \rightarrow i}) \in [1 : 2^{nR_0}] \times [1 : 2^{nR_K}] \times \dots \times [1 : 2^{nR_{i+1}}] \times [1 : 2^{nR_i}]$ , or an error message  $e$  to each received sequence  $y_i^n$ , where  $\hat{m}_{j \rightarrow i}, j \in \{K, \dots, i\}$  represents the estimation of  $m_j$  when decoded by receiver  $i$ .

We assume that the message, which is a  $K + 1$  tuple:  $(M_0, M_1, \dots, M_K)$ , is uniformly distributed over  $[1 : 2^{nR_0}] \times [1 : 2^{nR_1}] \times \dots \times [1 : 2^{nR_K}]$ . The average probability of error is then defined as  $P_e^n = \mathbb{P} \left\{ \bigcup_{\forall i} (\hat{M}_{0 \rightarrow i}, \hat{M}_{i \rightarrow i}) \neq (M_0, M_i) \right\}$

### Codebook generation.

Encoder 1: Fix the pmfs  $p(u_K)p(u_{K-1}|u_K) \dots p(x|u_2, \dots, u_K)$ .

- First, randomly and independently generate  $2^{nR_K}$  sequences  $u_K^n(m_K) \in [1 : 2^{nR_K}]$  each according to  $\prod_{i=1}^n p_{U_K}(u_{i,K})$ .
  - For each  $m_{k+1} \in [1 : 2^{nR_{k+1}}]$ ,  $k \in \{K-1, K-2, \dots, 2\}$  successively in this order, randomly and conditionally independently generate  $2^{nR_k}$  sequences  $u_k^n(m_k, m_{k+1}, \dots, m_K)$ , for all  $m_k \in [1 : 2^{nR_k}]$ , each according to  $\prod_{i=1}^n p_{U_k|U_{k+1}, \dots, U_K}(u_{i,k}|u_{i,k+1}(m_{k+1}, \dots, m_K), \dots, u_{i,K}(m_K))$ .
  - For each  $m_2 \in [1 : 2^{nR_2}]$  randomly and conditionally independently generate  $2^{nR_1}$  sequences  $x^n(m_1, \dots, m_K)$ ,  $m_1 \in [1 : 2^{nR_1}]$  each according to  $\prod_{i=1}^n p_{X|U_2, \dots, U_K}(x_i|u_{i,2}(m_2, \dots, m_K), \dots, u_{i,K}(m_K))$ .
- To send message  $(m_1, \dots, m_K)$ , encoder 1 transmits codeword  $x^n(m_1, \dots, m_K)$ .

Encoder 2: Randomly and independently generate  $2^{nR_0}$  sequences  $b^n(m_0)$ ,  $m_0 \in [1 : 2^{nR_0}]$ , each according to  $\prod_{i=1}^n p_B(b_i)$ . To send message  $m_0$ , encoder 2 transmits codeword  $b^n(m_0)$ .

### Decoding procedure.

Decoder  $K$  decides that  $(\hat{m}_{0 \rightarrow K}, \hat{m}_{K \rightarrow K})$  was sent, if it is the unique message pair such that  $(u_K^n(\hat{m}_{K \rightarrow K}), b^n(\hat{m}_{0 \rightarrow K}), y_K^n) \in \mathcal{T}_\epsilon^{(n)}$ ; otherwise it declares an error.

Each decoder  $i \in \{1, \dots, K-1\}$  successively decodes the messages  $m_j, j \in \{K, \dots, i+1\}$  in this specific order by the following steps.

- i) Each decoder  $i$  first jointly decodes  $U_K$  and  $B$  and decides that  $(\hat{m}_{0 \rightarrow i}, \hat{m}_{K \rightarrow i})$  was sent, if it is the unique pair such that  $\{(u_K^n(\hat{m}_{K \rightarrow i}), b^n(\hat{m}_{0 \rightarrow i}), y_i^n) \in \mathcal{T}_\epsilon^n\}$ ; otherwise it declares an error.
- ii) If such  $(\hat{m}_{0 \rightarrow i}, \hat{m}_{K \rightarrow i})$  is found, decoder  $i$  declares that  $\hat{m}_{i \rightarrow i}$  is sent if it is the unique message such that  $\{(u_K^n(\hat{m}_{K \rightarrow i}), u_{K-1}^n(\hat{m}_{K-1 \rightarrow i}, \hat{m}_{K \rightarrow i}), \dots, u_i^n(\hat{m}_{i \rightarrow i}, \dots, \hat{m}_{K \rightarrow i}), b^n(\hat{m}_{0 \rightarrow i}), y_i^n) \in \mathcal{T}_\epsilon^n\}$ , where the estimates  $\hat{m}_{j \rightarrow i}, j \in \{K-1, \dots, i+1\}$  are obtained in a successive manner starting from  $\hat{m}_{K-1 \rightarrow i}$  to  $\hat{m}_{i+1 \rightarrow i}$  as decoder  $i$  declares that  $\hat{m}_{j \rightarrow i}, j \in \{K-1, \dots, i+1\}$  is sent if it is the unique message such that  $\{(u_K^n(\hat{m}_{K \rightarrow i}), u_{K-1}^n(\hat{m}_{K-1 \rightarrow i}, \hat{m}_{K \rightarrow i}), \dots, u_j^n(\hat{m}_{j \rightarrow i}, \dots, \hat{m}_{K \rightarrow i}), b^n(\hat{m}_{0 \rightarrow i}), y_i^n) \in \mathcal{T}_\epsilon^n\}$ ; otherwise it declares an error. Note that whenever an error has been declared, the decoding process stops.

### Analysis of the probability of error.

Assume without loss of generality that the message  $(M_0 = M_1 = \dots = M_K = 1)$  was sent [30]. By the symmetry of code generation, the probability of error averaged over all possible codebooks and messages is:  $\mathbb{P}(\varepsilon) = \mathbb{P}(\varepsilon | M_0 = M_1 = \dots = M_K = 1)$ .

Let us focus on the decoder  $i \in \{1, \dots, K\}$ . In the SIC decoding procedure, decoder  $i$  first decodes messages destined to receivers  $j \in \{K, K-1, \dots, i+1\}$  before decoding its own message. Hence, decoder  $i$  declares an error if at least one of the following error events occurs:

$$\varepsilon_{i,1} = \{(u_K^n(1), b^n(1), y_i^n) \notin \mathcal{T}_\epsilon^{(n)}\}, \text{non-joint typicality};$$

$$\varepsilon_{i,2} = \{(u_K^n(1), b^n(m_{0 \rightarrow i}), y_i^n) \in \mathcal{T}_\epsilon^{(n)}, m_{0 \rightarrow i} \neq 1\}, m_{0 \rightarrow i} \text{ not successfully decoded};$$

$$\varepsilon_{i,3} = \{(u_K^n(m_{K \rightarrow i}), b^n(1), y_i^n) \in \mathcal{T}_\epsilon^{(n)}, m_K \neq 1\}, m_{K \rightarrow i} \text{ not successfully decoded};$$

$$\varepsilon_{i,4} = \{(u_K^n(m_{K \rightarrow i}), b^n(m_{0 \rightarrow i}), y_i^n) \in \mathcal{T}_\epsilon^{(n)}, m_{0 \rightarrow i} \neq 1, m_{K \rightarrow i} \neq 1\}, m_{0 \rightarrow i} \text{ and } m_{K \rightarrow i} \text{ not successfully decoded};$$

$$\varepsilon_{i,j,5} = \{(u_K^n(1), \dots, u_j^n(1, \dots, 1), b^n(1), y_i^n) \notin \mathcal{T}_\epsilon^{(n)}, i+1 \leq j \leq K-1\}, \text{non-joint typicality};$$



$\varepsilon_{i,j,6} = \{(u_K^n(1), \dots, u_j^n(m_{j \rightarrow i}, 1, \dots, 1), b^n(1), y_i^n) \in \mathcal{T}_\epsilon^{(n)}, m_{j \rightarrow i} \neq 1\}$ ,  $m_{j \rightarrow i}$  not successfully decoded;

$\varepsilon_{i,i,7} = \{(u_K^n(1), \dots, u_i^n(m_{i \rightarrow i}, 1, \dots, 1), b^n(1), y_i^n) \notin \mathcal{T}_\epsilon^{(n)}\}$ , non-joint typicality;

$\varepsilon_{i,i,8} = \{(u_K^n(1), \dots, u_i^n(m_{i \rightarrow i}, 1, \dots, 1), b^n(1), y_i^n) \in \mathcal{T}_\epsilon^{(n)}, m_{i \rightarrow i} \neq 1\}$ ,  $m_{i \rightarrow i}$  not successfully decoded.

By the union bound of events, we obtain  $\mathbb{P}(\varepsilon_i) \leq \mathbb{P}(\varepsilon_{i,1}) + \dots + \mathbb{P}(\varepsilon_{i,i,8})$ . Let us now bound each term individually. By the law of large numbers (LLN), the probabilities  $\mathbb{P}(\varepsilon_{i,1})$ ,  $\mathbb{P}(\varepsilon_{i,j,5})$  and  $\mathbb{P}(\varepsilon_{i,i,7})$  can be shown to tend to zero as  $n \rightarrow \infty$ . By the packing lemma [30, Lemma 3.1],  $\mathbb{P}(\varepsilon_{i,2})$  tends to zero as  $n \rightarrow \infty$  if  $R_{0 \rightarrow i} \leq \mathbb{I}(B; U_K, Y_i) - \delta(\varepsilon)$ . Furthermore, since  $B$  is independent of  $U_K$ , then  $\mathbb{I}(B; U_K, Y_i) = \mathbb{I}(B; Y_i | U_K)$ . Hence,  $\mathbb{P}(\varepsilon_{i,2})$  tends to zero as  $n \rightarrow \infty$  if  $R_{0 \rightarrow i} \leq \mathbb{I}(B; Y_i | U_K) - \delta(\varepsilon)$ ,  $\forall 1 \leq i \leq K$ . Similarly, the error probabilities  $\mathbb{P}(\varepsilon_{i,3})$ ,  $\mathbb{P}(\varepsilon_{i,4})$ ,  $\mathbb{P}(\varepsilon_{i,j,6})$ , and  $\mathbb{P}(\varepsilon_{i,i,8})$  tend to zero as  $n \rightarrow \infty$ , if the following conditions are met

$$R_{K \rightarrow i} \leq \mathbb{I}(U_K; Y_i | B) - \delta(\epsilon), \quad \forall 1 \leq i \leq K, \quad (18)$$

$$R_{0 \rightarrow i} + R_{K \rightarrow i} \leq \mathbb{I}(U_K, B; Y_i) - \delta(\epsilon), \quad \forall 1 \leq i \leq K, \quad (19)$$

$$R_{j \rightarrow i} \leq \mathbb{I}(U_j; Y_i | B, U_K, \dots, U_{j+1}) - \delta(\epsilon), \quad \forall 1 \leq j \leq K-1, \forall i < j, \quad (20)$$

$$R_{i \rightarrow i} \leq \mathbb{I}(U_i; Y_i | B, U_K, \dots, U_{i+1}) - \delta(\epsilon), \quad \forall 1 \leq i \leq K-1. \quad (21)$$

The message intended for receiver  $j \in \{1, \dots, K-1\}$  is decoded by receivers  $i \in \{1, \dots, j-1\}$  and receiver  $j$  with a data rate  $R_{j \rightarrow i}$  and  $R_{j \rightarrow j}$ , respectively. Therefore the achievable data rate for decoding  $M_j$  is  $R_j \leq \min(R_{j \rightarrow i}, R_{j \rightarrow j})$ ,  $\stackrel{(a)}{=} \min_{i \leq j} \mathbb{I}(U_j; Y_i | B, U_K, \dots, U_{i+1})$ ,  $\forall 1 \leq j \leq K-1$ , where (a) follows from (20) and (21). Further, the achievable rate for decoding  $M_0$  and  $M_K$  are defined

as  $R_0 \leq \min_{1 \leq i \leq K} R_{0 \rightarrow i}$  and  $R_K \leq \min_{1 \leq i \leq K} R_{K \rightarrow i}$  and are constrained as

$$R_0 \leq \min_{1 \leq i \leq K} \mathbb{I}(B; Y_i | U_K), \quad R_K \leq \min_{1 \leq i \leq K} \mathbb{I}(U_K; Y_i | B), \quad R_0 + R_K \leq \min_{1 \leq i \leq K} \mathbb{I}(U_K, B; Y_i),$$

which completes the proof of Theorem 1.

### B. Proof of Theorem 2 (Gaussian channels)

From Lemma (1), the achievable rate for decoding the message destined to receiver  $j$  satisfies

$$R_j \leq \min_{i \leq j} \mathbb{I}(U_j; Y_i | B, U_K, \dots, U_{j+1}), \quad \forall 1 \leq j \leq K-1, \quad (22)$$

$$\stackrel{(b)}{=} qC \left( \min_{i \leq j} (\gamma_{j \rightarrow i|1}) \right) + (1-q)C \left( \min_{i \leq j} (\gamma_{j \rightarrow i|0}) \right), \quad \forall 1 \leq j \leq K-1,$$

where (b) follows from  $B \sim \text{Bern}(q)$ ,  $U_k \sim \mathcal{N}(0, p_k)$ ,  $\forall k \in \{2, \dots, K\}$  and  $X = \sum_{k=2}^K U_k + V$ , with  $V \sim \mathcal{N}(0, p_1)$ , which maximizes the mutual information expressions in (22) and yields the capacity of the point-to-point AWGN channel when decoding the message intended to receiver  $j$  at decoder  $i$  in the reflecting state ( $B = 1$ ) and transparent state ( $B = 0$ ) respectively.

Following similar steps as above, we obtain the achievable rates  $R_K$  and  $R_0$  as

$$R_K \leq qC \left( \min_i (\gamma_{K \rightarrow i|1}) \right) + (1-q)C \left( \min_i (\gamma_{K \rightarrow i|0}) \right),$$

$$R_0 \leq \min_{1 \leq i \leq K} \mathbb{H}(Y_i|U_K) - \frac{q}{2} \log_2 \left( 2\pi e \sigma_i^2 \left( H_{i|1}(\rho) \sum_{k=1}^{K-1} p_k + 1 \right) \right) - \frac{1-q}{2} \log_2 \left( 2\pi e \sigma_i^2 \left( H_{i|0} \sum_{k=1}^{K-1} p_k + 1 \right) \right)$$

which concludes the proof of Theorem 2.

## APPENDIX B

### PROOF OF THEOREM 3 (OPTIMAL POWER ALLOCATION)

#### A. Convexity of (EE2)

We start by showing that (EE2) is a convex optimization problem. For this, we analyze its objective function  $\eta_{EE}(\mathbf{p})$  whose second-order partial derivative w.r.t.  $p_i, p_j, \forall i, j$ , equals

$$\frac{\partial^2 \eta_{EE}(\mathbf{p})}{\partial p_j \partial p_i} = \begin{cases} d_j, & \text{if } j \geq i \\ d_i, & \text{otherwise,} \end{cases}$$

where

$$d_j = \sum_{k=j}^{K-1} \frac{q}{2 \ln 2} \left( \frac{(H_{k+1|1})^2}{(1+H_{k+1|1}\theta_k(\mathbf{p}))^2} - \frac{(H_{k|1})^2}{(1+H_{k|1}\theta_k(\mathbf{p}))^2} \right) + \sum_{k=j}^{K-1} \frac{(1-q)}{2 \ln 2} \left( \frac{(H_{k+1|0})^2}{(1+H_{k+1|0}\theta_k(\mathbf{p}))^2} - \frac{(H_{k|0})^2}{(1+H_{k|0}\theta_k(\mathbf{p}))^2} \right) \\ - \frac{q}{2 \ln 2} \times \frac{(H_{K|1})^2}{(1+H_{K|1}\theta_K(\mathbf{p}))^2} - \frac{(1-q)}{2 \ln 2} \times \frac{(H_{K|0})^2}{(1+H_{K|0}\theta_K(\mathbf{p}))^2}.$$

Let  $\mathbf{D}$  be the Hessian matrix and let us show that  $\mathbf{T} = -\mathbf{D}$  is positive semi-definite by proving that all of its leading principal minors are positive, i.e.,  $\det \mathbf{T}[1:j, 1:j] \geq 0, \forall j \in \{1, \dots, K\}$ .

Note that since  $H_{k|1} \geq H_{k+1|1}$  and  $H_{k|0} \geq H_{k+1|0}, \forall k \in \{1, \dots, K-1\}$ , we can show that  $d_j \leq 0$ , for all  $j$  and that  $d_{k+1} - d_k \geq 0, \forall k$ . The first leading principal minor is  $\det \mathbf{T}[1, 1] = -d_1 \geq 0$ . For  $1 < j \leq K$ , the  $j$ -th leading principal minor equals  $\det \mathbf{T}[1:j, 1:j] = -d_j \prod_{k=1}^{j-1} (d_{k+1} - d_k) \geq 0$ . Therefore, all leading principal minors of  $\mathbf{T}$  are positive, which implies that  $\mathbf{T} \succeq 0$  equivalent to the Hessian matrix  $\mathbf{D} \preceq 0$ . The latter means that the objective function

is jointly concave w.r.t.  $\mathbf{p} = (p_1, \dots, p_K)$ . Now, given the above and that all the inequality constraints are affine w.r.t.  $\mathbf{p}$ , the optimization problem **(EE2)** is convex.

*B. Solving the KKT conditions for **(EE2)** when  $H_{1|0} > H_{2|0}$  or  $H_{1|1} > H_{2|1}$*

The associated Lagrangian function of the optimization problem **(EE2)** is given by

$$\mathcal{L}(\rho^*, \mathbf{p}) = \sum_{k=1}^K R_k(\rho^*, \mathbf{p}) - \alpha(\theta_K(\mathbf{p}) + P_c) + \lambda(P_{\max} - \theta_K(\mathbf{p})) + \sum_{k=1}^K \beta_k \left( \theta_k(\mathbf{p}) - A_k \theta_{k-1}(\mathbf{p}) + \frac{(A_k - 1)}{H_{k|0}} \right),$$

where  $\lambda$  and  $\boldsymbol{\beta} = [\beta_1, \dots, \beta_K]$  are the non-negative Lagrange multipliers associated with the constraints (C1) and (C2a) respectively. The necessary and sufficient KKT optimality conditions write as

$$\left\{ \begin{array}{l} \frac{\partial \mathcal{L}}{\partial p_i} \triangleq \sum_{k=i}^{K-1} \frac{q}{2 \ln 2} \left( \frac{H_{k|1}}{1+H_{k|1}\theta_k(\mathbf{p})} - \frac{H_{k+1|1}}{1+H_{k+1|1}\theta_k(\mathbf{p})} \right) + \sum_{k=i}^{K-1} \frac{(1-q)}{2 \ln 2} \left( \frac{H_{k|0}}{1+H_{k|0}\theta_k(\mathbf{p})} - \frac{H_{k+1|0}}{1+H_{k+1|0}\theta_k(\mathbf{p})} \right) \\ + \frac{q}{2 \ln 2} \times \frac{H_{K|1}}{1+H_{K|1}\theta_K(\mathbf{p})} + \frac{(1-q)}{2 \ln 2} \times \frac{H_{K|0}}{1+H_{K|0}\theta_K(\mathbf{p})} - (\alpha + \lambda) + \sum_{k=i}^K \beta_k - \sum_{k=i}^{K-1} (A_{k+1}\beta_{k+1}) = 0, \quad (K1) \\ \lambda(P_{\max} - \theta_K(\mathbf{p})) = 0, \quad (K2) \\ \beta_k \left( \theta_k(\mathbf{p}) - A_k \theta_{k-1}(\mathbf{p}) + \frac{(A_k - 1)}{H_{k|0}} \right) = 0, \quad (K3) \\ (C1'), (C2'), \lambda \geq 0, \boldsymbol{\beta} \geq 0, \quad (K4) \end{array} \right.$$

From (K1), and by using the difference between two consecutive derivatives,  $\left( \frac{\partial \mathcal{L}}{\partial p_i} - \frac{\partial \mathcal{L}}{\partial p_{i+1}} \right) = 0$

$$\frac{q}{2 \ln 2} \left( \frac{H_{i|1}}{1+H_{i|1}\theta_i(\mathbf{p})} - \frac{H_{i+1|1}}{1+H_{i+1|1}\theta_i(\mathbf{p})} \right) + \frac{(1-q)}{2 \ln 2} \left( \frac{H_{i|0}}{1+H_{i|0}\theta_i(\mathbf{p})} - \frac{H_{i+1|0}}{1+H_{i+1|0}\theta_i(\mathbf{p})} \right) + \beta_i = A_{i+1}\beta_{i+1}. \quad (23)$$

We know that  $H_{i|1} \geq H_{i+1|1}$ ,  $H_{i|0} \geq H_{i+1|0}$ ,  $A_{i+1} > 0$  and  $\beta_{i+1} \geq 0$ ,  $\forall i \in \{1, \dots, K-1\}$ .

We discuss two cases:

i) If  $H_{1|0} > H_{2|0}$ , by replacing  $i = 1$  in (23), since  $A_2 > 0$ , we have  $\beta_2 > 0$ . For  $i = 2$ , since  $\beta_2 > 0$  and  $A_3 > 0$  we obtain  $\beta_3 > 0$ . Recursively, for all  $i \geq 2$  we find  $\beta_i > 0$ . Using (K3), we obtain  $\theta_k(\mathbf{p}) = A_k \theta_{k-1}(\mathbf{p}) - \frac{(A_k - 1)}{H_k}$ ,  $\forall k \geq 2$ . This means that all receivers  $k \geq 2$  will be allocated a power to meet exactly their QoS requirement. By induction, we find that

$$\theta_k(\mathbf{p}) = \theta_1(\mathbf{p}) \prod_{i=2}^k A_i + \sum_{i=2}^{k-1} \frac{(A_i - 1)}{H_{i|0}} \prod_{j=i+1}^k A_j + \frac{(A_k - 1)}{H_{k|0}}, \forall k \geq 2. \quad (24)$$

Notice that all variables  $\theta_k$  are expressed in terms of  $\theta_1(\mathbf{p}) = p_1$ . Hence, we obtain the expressions of the optimal powers  $p_k^*$ ,  $\forall k \geq 2$  in closed form as functions of  $p_1$  as in Theorem 3.

ii) In the case where  $H_{1|0} = H_{2|0}$ , the first order partial derivatives of  $\eta_{EE}(\mathbf{p})$  write as

$$\frac{\partial \eta_{EE}}{\partial p_i} = \begin{cases} \Upsilon(\mathbf{p}) \triangleq \sum_{k=i}^{K-1} \frac{q}{2 \ln 2} \left( \frac{H_{k|1}}{1+H_{k|1}\theta_k(\mathbf{p})} - \frac{H_{k+1|1}}{1+H_{k+1|1}\theta_k(\mathbf{p})} \right) + \sum_{k=i}^{K-1} \frac{(1-q)}{2 \ln 2} \left( \frac{H_{k|0}}{1+H_{k|0}\theta_k(\mathbf{p})} - \frac{H_{k+1|0}}{1+H_{k+1|0}\theta_k(\mathbf{p})} \right) \\ + \frac{q}{2 \ln 2} \times \frac{H_{K|1}}{1+H_{K|1}\theta_K(\mathbf{p})} + \frac{(1-q)}{2 \ln 2} \times \frac{H_{K|0}}{1+H_{K|0}\theta_K(\mathbf{p})}, & \text{if } i \geq 2 \\ \Upsilon(\mathbf{p}) + \frac{q}{2 \ln 2} \left( \frac{H_{1|1}}{1+H_{1|1}\theta_1(\mathbf{p})} - \frac{H_{2|1}}{1+H_{2|1}\theta_1(\mathbf{p})} \right), & \text{if } i = 1 \end{cases}$$

In this case, the difference between two consecutive derivatives of the Lagrange function gives

$$\begin{aligned} \frac{q}{2 \ln 2} \left( \frac{H_{1|1}}{1+H_{1|1}\theta_1(\mathbf{p})} - \frac{H_{2|1}}{1+H_{2|1}\theta_1(\mathbf{p})} \right) + \beta_1 &= A_2 \beta_2, \\ \frac{q}{2 \ln 2} \left( \frac{H_{i|1}}{1+H_{i|1}\theta_i(\mathbf{p})} - \frac{H_{i+1|1}}{1+H_{i+1|1}\theta_i(\mathbf{p})} \right) + \frac{(1-q)}{2 \ln 2} \left( \frac{H_{i|0}}{1+H_{i|0}\theta_i(\mathbf{p})} - \frac{H_{i+1|0}}{1+H_{i+1|0}\theta_i(\mathbf{p})} \right) + \beta_i &= A_{i+1} \beta_{i+1} \end{aligned}$$

We discuss two cases:

i) If  $H_{1|1} > H_{2|1}$  then, since  $\beta_1 \geq 0$  and  $A_2 > 0$ , we have  $\beta_2 > 0$  and recursively we find  $\beta_i > 0, \forall i \geq 2$ , which leads to the analytical closed-form expressions of  $p_k^*, \forall k \geq 2$  as functions of  $p_1$  and given in Theorem 3, as in the case  $H_{1|0} > H_{2|0}$ .

ii) If  $H_{1|1} = H_{2|1}$ , the analysis of the solution  $\mathbf{p}^*$  is delegated to the end of the appendix.

### C. Finding the optimal power allocated to user 1 when $H_{1|0} > H_{2|0}$ or $H_{1|1} > H_{2|1}$

Using the above optimal expressions  $p_k^*, \forall k \geq 2$  as functions of  $p_1$ , we can reformulate the multi-variable optimization problem (EE2) into a simple single-variable optimization problem

$$\begin{aligned} \text{(EE3)} \quad \max_{\ell \leq p_1 \leq u} f_1(p_1) &\triangleq \sum_{k=1}^K \frac{q}{2} \log_2 \left( \frac{1+H_{k|1}\theta_k(\mathbf{p})}{1+H_{k|1}\theta_{k-1}(\mathbf{p})} \right) + \frac{(1-q)}{2} \log_2 (1+H_{1|0}p_1) + \sum_{k=2}^K (1-q) R_k^{\min} \\ &- \alpha \left( p_1 \prod_{i=2}^K A_i + \sum_{i=2}^{K-1} \frac{(A_i-1)}{H_{i|0}} \prod_{j=i+1}^K A_j + \frac{(A_K-1)}{H_{K|0}} + P_c \right) \end{aligned} \quad (25)$$

where  $\ell = \frac{(A_1-1)}{H_{1|0}}$  and  $u = \left( P_{\max} - P_{\min} + \ell \prod_{j=2}^K A_j \right) / \prod_{i=2}^K A_i$ .

The optimal solution of (EE3) is given by  $p_1^*(\alpha) = \max(\min(\bar{p}_1(\alpha); u); \ell)$  where  $\bar{p}_1$  is the critical point of the objective satisfying  $\frac{\partial f_1(p_1)}{\partial p_1} = 0$  and can be found numerically.

### D. The case in which $H_{1|0} = H_{2|0}$ and $H_{1|1} = H_{2|1}$

The expression of  $\eta_{EE}(\mathbf{p})$  simplifies in this case. The main trick here is to consider receiver 1 and 2 as a single entity, having the strongest channel gains  $H'_{1|0} = H_{1|0} = H_{2|0}$  and  $H'_{1|1} = H_{1|1} = H_{2|1}$ , and whose achievable data rate and allocated power are considered as  $R'_1 = (R_1 + R_2)$  and  $p'_1 = p_1 + p_2$  respectively. Having done this variable change, the same discussion follows

subsequently as in the previous subsections of Appendix B; two cases arise: i)  $H'_{1|0} = H_{3|0}$  and  $H'_{1|1} = H_{3|1}$ , and ii)  $H'_{1|0} > H_{3|0}$  or  $H'_{1|1} > H_{3|1}$ . In the latter, we obtain the analytical closed-form expressions of  $p_k^*, \forall k \geq 3$  as a function of  $p'_1$  and  $(p'_1)^*$  is obtained by solving the resulting (EE3) problem. Then, we can split the power  $(p'_1)^*$  such that  $p_2^*$  is the enough power required to satisfy the QoS requirement for receiver 2, and the remaining power  $p_1^* = (p'_1)^* - p_2^*$ . In the former case, a recurring reasoning can be applied etc. Finally, the same reasoning applies in the extreme symmetric case in which  $H_{1|0} = H_{2|0} = \dots = H_{K|0}$  and  $H_{1|1} = H_{2|1} = \dots = H_{K|1}$ . Note that such a symmetric case is quite unlikely to occur in practice. Moreover, NOMA in this case would likely not outperform OMA, since it exploits the channel gain difference between different receivers.

For the sake of clarity and simplicity of presentation, and given that the main ideas and the procedure behind the proof is explained in the previous subsections of this Appendix B, we have decided to include only the case  $H_{1|0} > H_{2|0}$  or  $H_{1|1} > H_{2|1}$  in the main text of Theorem 3.

## REFERENCES

- [1] D. C. Nguyen, M. Ding, P. N. Pathirana, A. Seneviratne, J. Li, D. Niyato, O. Dobre, and H. V. Poor, "6G internet of things: A comprehensive survey," *IEEE Internet Things J.*, 2021.
- [2] M. Vaezi, Z. Ding, and H. V. Poor, *Multiple access techniques for 5G wireless networks and beyond*. Springer, 2019, vol. 159.
- [3] Y. Saito, Y. Kishiyama, A. Benjebbour, T. Nakamura, A. Li, and K. Higuchi, "Non-orthogonal multiple access (NOMA) for cellular future radio access," in *IEEE VTC Spring*, 2013, pp. 1–5.
- [4] H. El Hassani, A. Savard, and E. V. Belmega, "A closed-form solution for energy-efficiency optimization in multi-user downlink NOMA," in *IEEE PIMRC*, 2020, pp. 1–5.
- [5] M. Giordani, M. Polese, M. Mezzavilla, S. Rangan, and M. Zorzi, "Toward 6G networks: Use cases and technologies," *IEEE Commun. Mag.*, vol. 58, no. 3, pp. 55–61, 2020.
- [6] F. M. Al-Turjman, M. Imran, and S. T. Bakhsh, "Energy efficiency perspectives of femtocells in internet of things: Recent advances and challenges," *IEEE Access*, vol. 5, pp. 26 808–26 818, 2017.
- [7] V. Liu, A. Parks, V. Talla, S. Gollakota, D. Wetherall, and J. R. Smith, "Ambient backscatter: Wireless communication out of thin air," *ACM SIGCOMM Computer Communication Review*, vol. 43, no. 4, pp. 39–50, 2013.

- [8] N. Van Huynh, D. T. Hoang, X. Lu, D. Niyato, P. Wang, and D. I. Kim, "Ambient backscatter communications: A contemporary survey," *IEEE Commun. Surveys Tuts.*, vol. 20, no. 4, pp. 2889–2922, 2018.
- [9] Y. Kokar, D.-T. Phan-Huy, R. Fara, K. Rachedi, A. Ourir, J. de Rosny, M. Di Renzo, J.-C. Prévotet, and M. Helard, "First experimental ambient backscatter communication using a compact reconfigurable tag antenna," in *IEEE Globecom Workshops*, 2019, pp. 1–6.
- [10] C. Song, Y. Ding, A. Eid, J. G. Hester, X. He, R. Bahr, A. Georgiadis, G. Goussetis, and M. M. Tentzeris, "Advances in wirelessly powered backscatter communications: From antenna/RF circuitry design to printed flexible electronics," *Proceedings of the IEEE*, vol. 110, no. 1, pp. 171–192, 2021.
- [11] G. Wang, F. Gao, R. Fan, and C. Tellambura, "Ambient backscatter communication systems: Detection and performance analysis," *IEEE Trans. Commun.*, vol. 64, no. 11, pp. 4836–4846, 2016.
- [12] J. Qian, F. Gao, G. Wang, S. Jin, and H. Zhu, "Noncoherent detections for ambient backscatter system," *IEEE Trans. Wireless Commun.*, vol. 16, no. 3, pp. 1412–1422, 2016.
- [13] S. Zhou, W. Xu, K. Wang, C. Pan, M.-S. Alouini, and A. Nallanathan, "Ergodic rate analysis of cooperative ambient backscatter communication," *IEEE Wireless Commun. Lett.*, vol. 8, no. 6, pp. 1679–1682, 2019.
- [14] W. Liu, Y.-C. Liang, Y. Li, and B. Vucetic, "Backscatter multiplicative multiple-access systems: Fundamental limits and practical design," *IEEE Trans. Wireless Commun.*, vol. 17, no. 9, pp. 5713–5728, 2018.
- [15] J. K. Devineni and H. S. Dhillon, "Ambient backscatter systems: Exact average bit error rate under fading channels," *IEEE Trans. Green Commun. Netw.*, vol. 3, no. 1, pp. 11–25, 2018.
- [16] X. Jia and X. Zhou, "Performance characterization of relaying using backscatter devices," *IEEE Open J. Commun. Soc.*, vol. 1, pp. 819–834, 2020.
- [17] X. Kang, Y.-C. Liang, and J. Yang, "Riding on the primary: A new spectrum sharing paradigm for wireless-powered iot devices," *IEEE Trans. Wireless Commun.*, vol. 17, no. 9, pp. 6335–6347, 2018.
- [18] Y. Ye, L. Shi, R. Qingyang Hu, and G. Lu, "Energy-efficient resource allocation for wirelessly powered backscatter communications," *IEEE Commun. Lett.*, vol. 23, no. 8, pp. 1418–1422, 2019.
- [19] B. Lyu, C. You, Z. Yang, and G. Gui, "The optimal control policy for RF-powered backscatter communication networks," *IEEE Trans. Veh. Technol.*, vol. 67, no. 3, pp. 2804–2808, 2017.
- [20] W. Chen, H. Ding, S. Wang, D. B. da Costa, F. Gong, and P. H. J. Nardelli, "Backscatter cooperation in NOMA communications systems," *IEEE Trans. Wireless Commun.*, vol. 20, no. 6, pp. 3458–3474, 2021.
- [21] Y. Xu, Z. Qin, G. Gui, H. Gacanin, H. Sari, and F. Adachi, "Energy efficiency maximization in NOMA enabled backscatter communications with QoS guarantee," *IEEE Wireless Commun. Lett.*, vol. 10, no. 2, pp. 353–357, 2020.
- [22] W. U. Khan, X. Li, M. Zeng, and O. A. Dobre, "Backscatter-enabled NOMA for future 6G systems: A new optimization framework under imperfect SIC," *IEEE Commun. Lett.*, vol. 25, no. 5, pp. 1669–1672, 2021.
- [23] W. U. Khan, M. A. Javed, T. N. Nguyen, S. Khan, and B. M. Elhalawany, "Energy-efficient resource allocation for 6G backscatter-enabled NOMA IoV networks," *IEEE Trans. Intell. Transp. Syst.*, 2021.

- [24] H. El Hassani, A. Savard, E. V. Belmega, and R. C. De Lamare, "Energy-efficient cooperative backscattering closed-form solution for NOMA," in *IEEE GLOBECOM*, 2021, pp. 1–6.
- [25] S. Gong, X. Huang, J. Xu, W. Liu, P. Wang, and D. Niyato, "Backscatter relay communications powered by wireless energy beamforming," *IEEE Trans. Commun.*, vol. 66, no. 7, pp. 3187–3200, 2018.
- [26] L. Song, R. C. de Lamare, and A. G. Burr, "Successive interference cancellation schemes for time-reversal space-time block codes," *IEEE Trans. Veh. Technol.*, vol. 57, no. 1, pp. 642–648, 2008.
- [27] R. Fara, D.-T. Phan-Huy, and M. Di Renzo, "Ambient backscatters-friendly 5G networks: creating hot spots for tags and good spots for readers," in *IEEE WCNC*, 2020, pp. 1–7.
- [28] G. Yang and Y.-C. Liang, "Backscatter communications over ambient OFDM signals: Transceiver design and performance analysis," in *IEEE GLOBECOM*, 2016, pp. 1–6.
- [29] T. M. Cover, "Thomas. elements of information theory," *Wiley Series in Telecommunications*, 1991.
- [30] A. El Gamal and Y.-H. Kim, *Network information theory*. Cambridge university press, 2011.
- [31] A. Zappone and E. Jorswieck, "Energy efficiency in wireless networks via fractional programming theory," *Foundations and Trends in Communications and Information Theory*, vol. 11, no. 3-4, pp. 185–396, 2015.
- [32] R. Masmoudi, E. V. Belmega, I. Fijalkow, and N. Sellami, "A unifying view on energy-efficiency metrics in cognitive radio channels," in *IEEE EUSIPCO*, 2014, pp. 171–175.
- [33] W. U. Khan, F. Jameel, T. Ristaniemi, S. Khan, G. A. S. Sidhu, and J. Liu, "Joint spectral and energy efficiency optimization for downlink NOMA networks," *IEEE Trans. on Cogn. Commun. Netw.*, vol. 6, no. 2, pp. 645–656, 2019.
- [34] P. Li, R. C. De Lamare, and R. Fa, "Multiple feedback successive interference cancellation detection for multiuser MIMO systems," *IEEE Trans. Wireless Commun.*, vol. 10, no. 8, pp. 2434–2439, 2011.
- [35] Z. Ding, R. Schober, and H. V. Poor, "Unveiling the importance of SIC in NOMA systems—part ii: New results and future directions," *IEEE Commun. Lett.*, vol. 24, no. 11, pp. 2378–2382, 2020.
- [36] B. Makki, K. Chitti, A. Behravan, and M.-S. Alouini, "A survey of NOMA: Current status and open research challenges," *IEEE Open J. Commun. Soc.*, vol. 1, pp. 179–189, 2020.
- [37] J. Tang, J. Luo, M. Liu, D. K. So, E. Alsusa, G. Chen, K.-K. Wong, and J. A. Chambers, "Energy efficiency optimization for NOMA with SWIPT," *IEEE J. Sel. Topics Signal Process.*, vol. 13, no. 3, pp. 452–466, 2019.
- [38] S. Boyd, S. P. Boyd, and L. Vandenberghe, *Convex optimization*. Cambridge university press, 2004.
- [39] S. Zeb, Q. Abbas, S. A. Hassan, A. Mahmood, R. Mumtaz, S. M. Hassan Zaidi, S. Ali Raza Zaidi, and M. Gidlund, "NOMA Enhanced Backscatter Communication for Green IoT Networks," in *ISWCS*, 2019, pp. 640–644.
- [40] A. W. Nazar, S. A. Hassan, and H. Jung, "BER analysis of a NOMA Enhanced Backscatter Communication System," in *IEEE GLOBECOM*, 2020, pp. 1–6.
- [41] A. W. Nazar, S. A. Hassan, H. Jung, A. Mahmood, and M. Gidlund, "BER analysis of a backscatter communication system with non-orthogonal multiple access," *IEEE Trans. Green Commun. Netw.*, vol. 5, no. 2, pp. 574–586, 2021.