



**HAL**  
open science

# From capture to immersive viewing of 3D HDR point clouds

C Loscos, P Souchet, T Barrios, Giuseppe Valenzise, R Cozot

► **To cite this version:**

C Loscos, P Souchet, T Barrios, Giuseppe Valenzise, R Cozot. From capture to immersive viewing of 3D HDR point clouds. Eurographics'2022, European Association for Computer Graphics, Apr 2022, Reims, France. 10.2312/egt.20221054 . hal-03664181

**HAL Id: hal-03664181**

**<https://hal.science/hal-03664181>**

Submitted on 10 May 2022

**HAL** is a multi-disciplinary open access archive for the deposit and dissemination of scientific research documents, whether they are published or not. The documents may come from teaching and research institutions in France or abroad, or from public or private research centers.

L'archive ouverte pluridisciplinaire **HAL**, est destinée au dépôt et à la diffusion de documents scientifiques de niveau recherche, publiés ou non, émanant des établissements d'enseignement et de recherche français ou étrangers, des laboratoires publics ou privés.

# From capture to immersive viewing of 3D HDR point clouds

C. Loscos<sup>1</sup> and P. Souchet<sup>2</sup> and T. Barrios<sup>1</sup> and G. Valenzise<sup>3</sup> and R. Cozot<sup>4</sup>

<sup>1</sup>University of Reims Champagne-Ardenne, France

<sup>2</sup>XD Productions, France

<sup>3</sup>Université Paris-Saclay, CNRS, CentraleSupélec, Laboratoire des signaux et systèmes, 91190, Gif-sur-Yvette, France

<sup>4</sup>University of Littoral Côte d'Opale, IMAP Research Group / LISIC Laboratory, France




Figure 1: The ReVeRY project.

## Abstract

The collaborators of the ReVeRY project address the design of a specific grid of cameras, a cost-efficient system that acquires at once several viewpoints, possibly under several exposures and the converting of multiview, multiexposed, video stream into a high quality 3D HDR point cloud. In the last two decades, industries and researchers proposed significant advances in media content acquisition systems in three main directions: increase of resolution and image quality with the new ultra-high-definition (UHD) standard; stereo capture for 3D content; and high-dynamic range (HDR) imaging. Compression, representation, and interoperability of these new media are active research fields in order to reduce data size and be perceptually accurate. The originality of the project is to address both HDR and depth through the entire pipeline. Creativity is enhanced by several tools, which answer challenges at the different stages of the pipeline: camera setup, data processing, capture visualisation, virtual camera controller, compression, perceptually guided immersive visualisation. It is the experience acquired by the researchers of the project that is exposed in this tutorial.

## CCS Concepts

• **Computing methodologies** → **Computational photography; Image processing; Virtual reality; Perception; 3D imaging;**

## 1. Introduction

In the last two decades, industries and researchers proposed significant advances in media content acquisition systems in three main directions: increase of resolution and image quality with the new ultra-high-definition (UHD) standard that uses 3840x2160 pixels resolution (also called 4K resolution); stereo capture for 3D content (depth information); and high-dynamic range (HDR) imaging raising the dynamic range of the image to at least 16-fstops. These recent advances addressed the full media production pipeline: acquisition, image data enhancement, and display, with the development of 3D and grid cameras, HDR imaging, UHD resolution, autostereoscopic displays, immersive VR headsets, HDR displays. These new technologies raise incontestable enthusiasm by both professionals and end users, but are currently limited by low creative content potential. For instance, today's offered 360° panoramic

image for VR immersive visualization would not be convincing for a natural light outdoor landscape. The user would be perceptually limited in the range of intensity and restricted to rotating navigation. Among other objectives, the ReVeRY project wants to address solutions to enable user perception of high intensity ranges as well as free navigation inside the scene in an embedded distributed media adaptive to the diversity of nowadays displays. In other words, there should be no capability difference when virtually visualizing real or synthetic scenes. The ReVeRY project has conducted fundamental research to address the full pipeline from acquisition to display. Its aims are to answer to currently known limitations:

1. Rig capture still presents major challenges, both in terms of equipment set up and data flow management,
2. Depth and HDR content is now predominant in many applications but higher resolution shouldn't be neglected,

3. Compression, representation, and interoperability of these new media are active research fields in order to reduce data size and to be perceptually accurate.
4. Displaying such content on current restitution equipment needs adapted solutions.

This tutorial presents a complete pipeline to create 3D immersive content from a grid of production cameras. It summarizes the work produced for 4 years in a french funded multi-partner project, the ANR ReVeRY project. It is the experience acquired by the researchers of the project that is exposed in this tutorial. The pipeline is complete, from the camera set up to immersive viewing through data processing, content creation and perceptually-driven encoding.

## 2. Speakers

### Tutorial organizer:

- **Céline Loscos**, LICIS laboratory, University of Reims Champagne-Ardenne, [celine.loscos@univ-reims.fr](mailto:celine.loscos@univ-reims.fr), <https://cv.archives-ouvertes.fr/celine-loscos>  
*Céline Loscos* has been a Professor of computer science at University of Reims Champagne-Ardenne since 2010. She obtained her PhD in computer science at Joseph Fourier University (Grenoble, France) in 1999. After a postdoctoral fellowship (2000-2001) at University College London, United Kingdom, she was appointed lecturer. In 2007, she joined the University of Girona, Spain. She conducts her research in the LICIS laboratory. Her research topics focus on computational photography, 3D imaging, and virtual reality. She is the coordinator of the ANR ReVeRY project (2017-2022).

### Other speakers in presenting order:

- **Philippe Souchet**, XD Productions, [philippe.souchet@xdprod.com](mailto:philippe.souchet@xdprod.com), <https://www.xdprod.com/>  
*Philippe Souchet* has been Chief Technology Officer at XD Productions since 1999. He got an MSc in computer vision at Paris VII Jussieu in 1993. As a former game developer for Sony Psygnosis between 1994 and 1999, he participated in the first soccer simulations using motion capture for the video games series "Adidas Power Soccer". He leads Research Development efforts of XD Productions in markerless motion capture, 3D reconstruction and volumetric capture, along with their dissemination in the broadcast industry, XD also being a producer of TV Shows and Motion Pictures.
- **Giuseppe Valenzise**, Université Paris-Saclay, CNRS, CentraleSupélec, Laboratoire des signaux et systèmes, [giuseppe.valenzise@l2s.centralesupelec.fr](mailto:giuseppe.valenzise@l2s.centralesupelec.fr), <https://l2s.centralesupelec.fr/u/valenzise-giuseppe/>  
*Giuseppe Valenzise* is a researcher at the Centre National de la Recherche Scientifique (CNRS) in the Laboratoire des Signaux et Systèmes, CentraleSupélec, University Paris-Saclay, France. He completed a Ph.D. in Information Technology at the Politecnico di Milano, Italy, 2011. From 2012 to 2016 he was with the Laboratoire Traitement et Communication de l'Information (LTCI) of Telecom Paristech. He got the French "Habilitation à diriger des recherches" from Université Paris-Sud in 2019.

His research interests span different fields of image and video processing, including traditional and learning-based image and video compression, light fields and point cloud coding, image/video quality assessment, high dynamic range imaging and applications of machine learning to image and video analysis. He is co-author of more than 100 research publications and of several award-winning papers. He is the recipient of the EURASIP Early Career Award 2018. Dr. Valenzise serves as Associate Editor for IEEE Transactions on Image Processing as well as for Elsevier Signal Processing: Image communication. He was program co-chair of the EUVIP 2021 conference. He is a member of the MMSP and IVMSPP technical committees of the IEEE Signal Processing Society, as well as a member of the Technical Area Committee on Visual Information Processing of EURASIP.

- **Théo Barrios**, LICIS laboratory, University of Reims Champagne-Ardenne, [theo.barrios@univ-reims.fr](mailto:theo.barrios@univ-reims.fr)  
*Théo Barrios* has been a PhD student at University of Reims Champagne-Ardenne since 2018. He obtained a Master Degree in Computer Science and Applied Mathematics at ENSEEIHT engineering school. His Master project covered room mapping from LiDAR point clouds. His PhD research topic is on 3D reconstruction from color images from camera arrays.
- **Rémi Cozot**, University of Littoral Côte d'Opale, IMAP Research Group / LISIC Laboratory, [remi.cozot@univ-littoral.fr](mailto:remi.cozot@univ-littoral.fr), <http://cozot.free.fr/>  
*Rémi Cozot* is a full professor at the University of Littoral Opal Coast located in Calais, France. Before that, he completed a PhD from the University of Rennes in 1996. He got an associate professor position at the University of Rennes in 1997, until 2019. His research focusses on image appearance modeling, visual perception, image aesthetic, and especially style/aesthetic aware HDR image processing. He has been involved in many french national projects and European projects in the field of HDR image processing and visual perception. He is the associated editor of the visual computer journal.

## 3. Tutorial details

### 3.1. Keywords

This tutorial frontiers 3D vision, data compression, and computer graphics.

### 3.2. Tutorial length

We proposed a half-day tutorial, with four presentations of 45-minute each.

### 3.3. A detailed outline of the tutorial

The tutorial is composed of four parts, each part presenting a step of the pipeline, going from acquisition to display. Each part is planned for 45 minutes.

1. **Camera grid setup and camera controller** - *speaker: speakers: P. Souchet.*

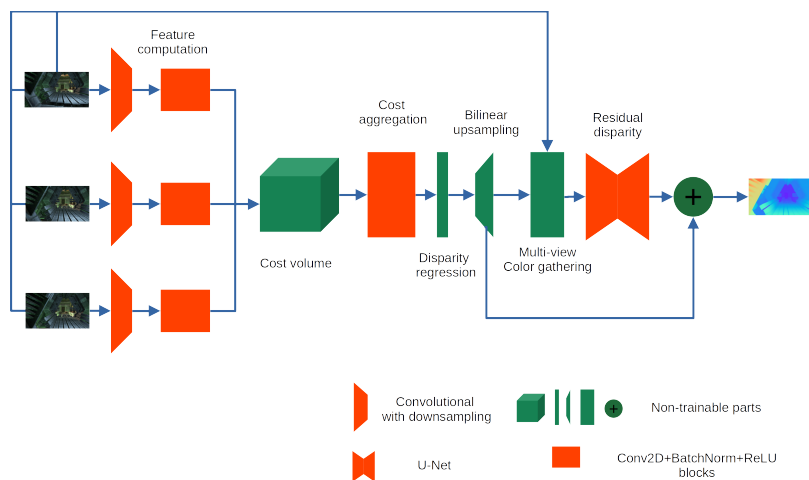


Figure 2: Pipeline used to reconstruct a 3D point cloud from camera grid pictures [BGPL22].

a. **Multi-view, multi-exposure camera grid**

The role of XD Productions, as industrial partner with a long experience of multiview capturing systems, was to specify, design and build the prototype of a grid of 4x4 UHD cameras, allowing real time 3D Reconstruction of HDR point clouds from synchronized multi-exposed video streams (see Figure 3).

The images can be processed in real time or recorded on disk for more complex algorithms, demanding a lot of processing power along with important storage and network bandwidth. Therefore, the system is composed of several acquisition units, linked to one multi GPU computing unit. The units communicate through 10GB ethernet connections, to allow the transfer of 16 4K-video streams in real time.



Figure 3: Camera and camera capture setup.

b. **Controlling software** The development of the software layer was designed to allow each partner to add its personal brick, best fitting its needs. Thus, a modular architecture was chosen, allowing easy testing of different algorithms and rendering techniques, and greater adaptability to coming states of the art.

The main modules of the REVERY software include:

- display of the 16 video streams (see Figure 4),
- remote control of the camera (for parameters such as gamma, zoom, focus, exposure, ...),
- camera calibration,

- rectification,
- 3D interactive rendering of resulting point clouds.



Figure 4: Display of 16 multi-exposed, video streams.

2. **3D HDR content reconstruction** - speakers: C. Loscos and T. Barrios.

In this part, we will expose advances in depth reconstruction from grid of cameras, HDR reconstruction for single and multiple view, and how it combines to produce a 3D HDR point cloud. Recent advances show that machine learning, like [KFR\*18], helps robustly producing 3D point clouds. We show that it is possible to extend the concept to camera grid with large baselines [BGPL22] (see Figure 2). We specifically address camera grid configuration, and the challenges associated to large baselines. We review previous work on HDR imaging, especially those combining depth and HDR reconstruction [BLV\*12] [BVL19] [OLMA13], and more recent machine learning-based approaches which need only one image as an input to generate an HDR image [EKD\*17] [SRK20] and can be adapted to multiple views [MZCL22]. Examples of results are shown in Figure 5.

3. **3D point cloud coding and quality assessment** - speaker: G. Valenzise.

We present the state-of-the-art coding methods for point clouds,



Figure 5: HDR reconstruction results after machine learning from one view of [EKD\*17], [SRK20], and [MZCL22] compared with the reference on the left hand side (LDR and HDR images).

and in particular the new MPEG G-PCC and V-PCC standards [CPZ\*21], as well as recently proposed learning-based compression approaches [QVD, QVD20, NQVD21]. The latter have been shown to provide substantial coding gains compared to conventional methods, see Figure 6. We will then discuss briefly how to assess the quality of compressed point clouds, from simple distance metrics for geometric distortion [T\*17] to more recent data-driven approaches [CQVD21, QCVD21].




Figure 6: Qualitative evaluation of geometry compression on “soldier”. (a) Original point cloud. (b) Learning-based method in [QVD20]. (c) G-PCC (Trisoup). The errors are displayed according to the color scale on the right. The learning-based method has a better point-to-point error than G-PCC (66.59dB vs. 65.87dB) for the same bitrate (0.19 bits per point).

#### 4. Immersive 3D HDR visualisation - speaker: R. Cozot

In this part, we will expose solutions to display HDR 3D point clouds on display units of various characteristics. The objective of these solutions is twofold. The first objective is concerned with the rendering of HDR 3D contents on mainstream displays. The solutions we propose allow improving the quality of the rendering of contents (HDR 3D point clouds) on mainstream displays and HMDs (Head Mounted Displays). This improvement result from subjective evaluations we have conducted on the perception of color on HMDs. In this first part, we will detail, first, a solution to tone mapping 360° HDR Images [GCB19] [GCLM20]. Then we will move to the challenge of tone mapping 3D dynamic scenes [GLC20]. The second objective is the stylization of 3D contents represented by point clouds. While there exist many stylization techniques applied to images (filters, blurring or vignetting effects, etc.), the stylization of 3D contents has aroused little interest. For this reason, we will present a stylization method consisting of trans-

ferring the color of a point cloud to another [GCLMB21]. This method is example-based and accounts for the geometry of the point clouds. Our results, illustrated in Figure 7, and evaluations have shown a significant improvement compared to existing color transfer methods.

#### 3.4. Necessary background

We expect participants to know basics of computer vision and 3D imaging. It is addressed to researchers interesting in comprehending a set of issues which could be encountered when addressing the creation of immersive content from real capture.

#### 3.5. Historical context

This tutorial was never given before. However, the tutorial organizer, C. Loscos, has given twice a tutorial on “3D Video: from Capture to Interactive Display”, at Eurographics 2014 and 2015. This tutorial addresses similar problems, but exposes advanced, recent solutions. In addition, G. Valenzise recently presented the tutorial “Learning-based Point Cloud Processing and Codings” at ICIP 2021 (<https://www.2021.ieeeicip.org/Tutorials.asp>) from which content is going to be selected to compose the 3rd part of the tutorial.

#### 4. Acknowledgements

The work presented in this tutorial is part of the ReVeRY project (<https://revery.univ-reims.fr>). The project was funded by the Agence Nationale pour la Recherche (Projet-ANR-17-CE23-0020).

#### References

- [BGPL22] BARRIOS T., GERHARDS J., PRÉVOST S., LOSCOS C.: A fast and flexible network for wide-baseline lightfield camera array disparity inference. In *Proceedings of the Eurographics conference, Poster session* (2022). 3
- [BLV\*12] BONNARD J., LOSCOS C., VALETTE G., NOURRIT J.-M., LUCAS L.: High-dynamic range video acquisition with a multiview camera. In *Optics, Photonics, and Digital Technologies for Multimedia Applications II* (2012), Schelkens P., Ebrahimi T., Cristòbal G., Truchetet F., Saarikko P., (Eds.), vol. 8436, International Society for Optics and Photonics, SPIE, pp. 81 – 91. 3
- [BVL19] BONNARD J., VALETTE G., LOSCOS C.: Disparity-based HDR imaging. In *Digital Image & Signal Processing (DISP)* (Oxford, United Kingdom, 2019). URL: <https://hal.univ-reims.fr/hal-02099818>. 3
- [CPZ\*21] CAO C., PRED A., ZAKHARCHENKO V., JANG E. S., ZAHARIA T.: Compression of sparse and dense dynamic point clouds—methods and standards. *Proceedings of the IEEE* 109, 9 (2021), 1537–1558. doi:10.1109/JPROC.2021.3085957. 4
- [CQVD21] CHETOUANI A., QUACH M., VALENZISE G., DUFAUX F.: Convolutional Neural Network for 3D Point Cloud Quality Assessment with Reference. In *IEEE International Workshop on Multimedia Signal Processing (MMSP'2021)* (Tampere, Finland, Oct. 2021). URL: <https://hal.archives-ouvertes.fr/hal-03298952>. 4
- [EKD\*17] EILERTSEN G., KRONANDER J., DENES G., MANTIUK R. K., UNGER J.: HDR image reconstruction from a single exposure using deep CNNs. *ACM Transactions on Graphics* 36, 6 (2017), 1–15. doi:10.1145/3130800.3130816. 3, 4




Figure 7: (Left) Tone mapping 360 HDR image according to viewport only. (Middle) Tone mapping 360 HDR image combining global image and viewport image. (Right) Tone mapping 360 HDR image according to global image only.

- [GCB19] GOUDÉ I., COZOT R., BANTERLE F.: Hmd-tmo: A tone mapping operator for 360° hdr images visualization for head mounted displays. In *Computer Graphics International Conference* (2019), Springer, pp. 216–227. 4
- [GCLM20] GOUDÉ I., COZOT R., LE MEUR O.: A perceptually coherent tmo for visualization of 360° hdr images on hmd. In *Transactions on Computational Science XXXVII*. Springer, 2020, pp. 109–128. 4
- [GCLMB21] GOUDÉ I., COZOT R., LE MEUR O., BOUATOUCH K.: Example-based colour transfer for 3d point clouds. In *Computer Graphics Forum* (2021), vol. 40, Wiley Online Library, pp. 428–446. 4
- [GLC20] GOUDÉ I., LACOCHE J., COZOT R.: Tone mapping high dynamic 3d scenes with global lightness coherency. *Computers & Graphics* 91 (2020), 243–251. 4
- [KFR\*18] KHAMIS S., FANELLO S., RHEMANN C., KOWDLE A., VALENTIN J., IZADI S.: Stereonet: Guided hierarchical refinement for real-time edge-aware depth prediction. *arXiv:1807.08865 [cs]* (Jul 2018). arXiv: 1807.08865. URL: <http://arxiv.org/abs/1807.08865>. 3
- [MZCL22] MOHAN A., ZHANG J., COZOT R., LOSCOS C.: Consistent multi- and single-view hdr-image reconstruction from single exposures. In *Proceedings of the Eurographics workshop on Intelligent Cinematography and Editing* (2022). 3, 4
- [NQVD21] NGUYEN D. T., QUACH M., VALENZISE G., DUHAMEL P.: Lossless Coding of Point Cloud Geometry using a Deep Generative Model. *IEEE Transactions on Circuits and Systems for Video Technology* (2021). 4
- [OLMA13] OROZCO R. R., LOSCOS C., MARTIN I., ARTUSI A.: Patch-based registration for auto-stereoscopic HDR content creation. *HDRi2013 - First International Conference and SME Workshop on HDR imaging* (2013), 7. 3
- [QCVD21] QUACH M., CHETOUANI A., VALENZISE G., DUFAUX F.: A deep perceptual metric for 3D point clouds. In *Image Quality and System Performance, IS&T International Symposium on Electronic Imaging (EI 2021)* (San Francisco, United States, Jan. 2021). URL: <https://hal.archives-ouvertes.fr/hal-03108242>. 4
- [QVD] QUACH M., VALENZISE G., DUFAUX F.: Learning convolutional transforms for lossy point cloud geometry compression. In *2019 IEEE International Conference on Image Processing (ICIP)*, pp. 4320–4324. ISSN: 1522-4880. doi:10.1109/ICIP.2019.8803413. 4
- [QVD20] QUACH M., VALENZISE G., DUFAUX F.: Improved deep point cloud geometry compression. In *2020 IEEE 22nd International Workshop on Multimedia Signal Processing (MMSP)* (2020), pp. 1–6. doi:10.1109/MMSP48831.2020.9287077. 4
- [SRK20] SANTOS M. S., REN T. I., KALANTARI N. K.: Single image hdr reconstruction using a cnn with masked features and perceptual loss. *ACM Transactions on Graphics* 39, 4 (2020). doi:10.1145/3386569.3392403. 3, 4
- [T\*17] TIAN D., ET AL.: Geometric distortion metrics for point cloud compression. In *2017 IEEE Intl. Conf. on Image Process. (ICIP)* (Beijing, Sept. 2017), IEEE, pp. 3460–3464. URL: <http://ieeexplore.ieee.org/document/8296925/>, doi:10.1109/ICIP.2017.8296925. 4



# EUROGRAPHICS 2022

43<sup>RD</sup> ANNUAL CONFERENCE OF  
THE EUROPEAN ASSOCIATION FOR COMPUTER GRAPHICS



REIMS • FRANCE  
APRIL 25-29 / 2022

## FROM CAPTURE TO IMMERSIVE VIEWING OF 3D HDR POINT CLOUD



## INTRODUCTION

- Context

- 3 main capture types :

- Ultra-high-definition (UHD) : image definition and quality

- Stereo capture for 3D : depth, multi-view

- High-dynamic range (HDR) : higher luminance range



# INTRODUCTION

- Context


- 3 main capture types
- Current limits:
  - No uniform representation
  - Limits creative industries to chose one format (UHD, HDR or 3D).



# INTRODUCTION

- Global objective

- Replace the traditional video stream by a rich UHD, HDR lightfield represented as a 3D point cloud in a dedicated format






# OVERVIEW OF THE PROJECT PIPELINE

- Multiview/multi exposure acquisition
- HDR/Point cloud reconstruction
- Data representation and encoding of HDR point clouds
- Visualisation on various display devices
- Quality of experience



# PART I: CAMERA GRID PROTOTYPE

- 4x4 grid of cameras
- 4K video streams
- Genlock sync
- Multi-exposure patterns
- Cluster of PCs + software :
  - Remote control
  - Recording
  - Real time visualization
  - Interactive tools for directors



# PART I : MULTI-EXPOSED SHOOTINGS

- Various challenging scenes
- For reconstruction and HDR
- Multiple objects sparsed in depth
- Overexposed & shadows
- Repetitive patterns
- Transparent and shiny objects



## 3D HDR RECONSTRUCTION

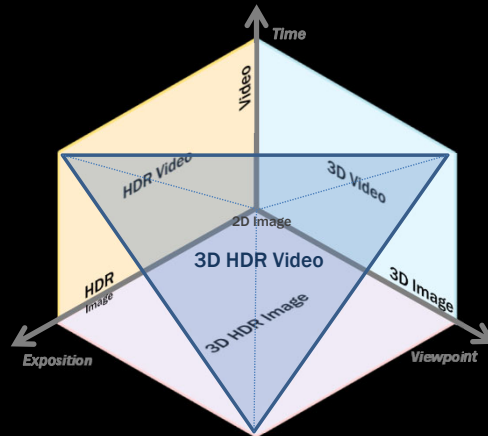
Jennifer Bonnard<sup>1</sup>, Gilles Valette<sup>1</sup>, Raissel Ramirez<sup>1,2</sup>, Ignacio Martin<sup>2</sup>, Alessandro Artusi<sup>2</sup>, Céline Loscos<sup>1</sup>

<sup>1</sup>Université de Reims Champagne-Ardenne, France

<sup>2</sup>University of Girona, Spain

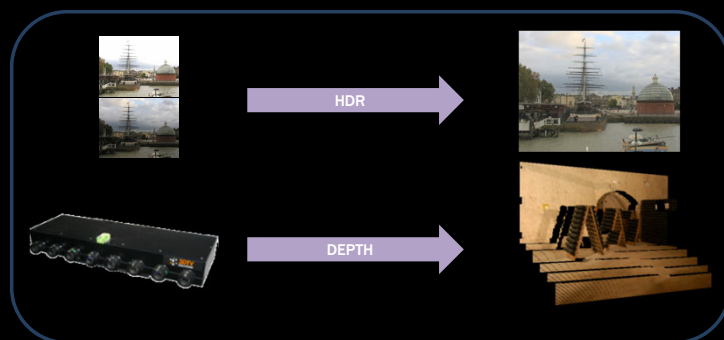


# METHOD CLASSIFICATION – 3 AXIS



# 3D HDR VIDEO

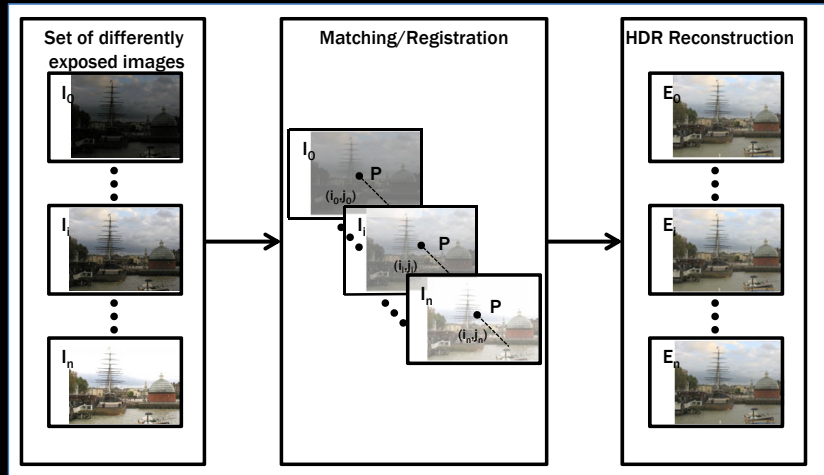
- 3D point cloud colors in HDR format



3D HDR

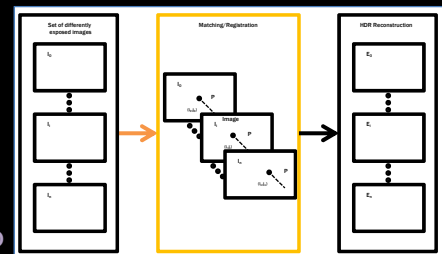


# GENERAL PIPELINE FOR HDR IMAGING



# MATCHING/REGISTRATION


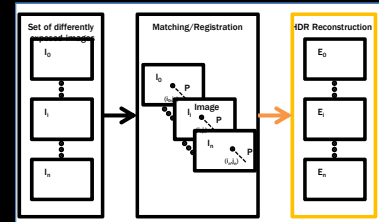
- From one view point
  - Static scenes
    - Image alignment
  - Dynamic scenes
    - Motion estimate,
    - 2 solutions:
      - Removing the dynamic object
      - Aligning moving parts
- Multiscopic images
  - Pixel registration
    - Belief propagation [LIN 09]
    - 3D estimation [LU 11]
    - Disparity [BONNARD 12]
    - Patch based [RAMIREZ 15]



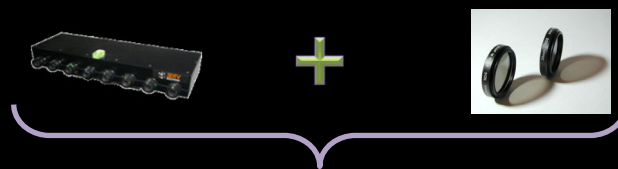
# HDR RECONSTRUCTION

- HDR Reconstruction

- Weighted average [Debevec 97]
- Exposure fusion [Mertens07]

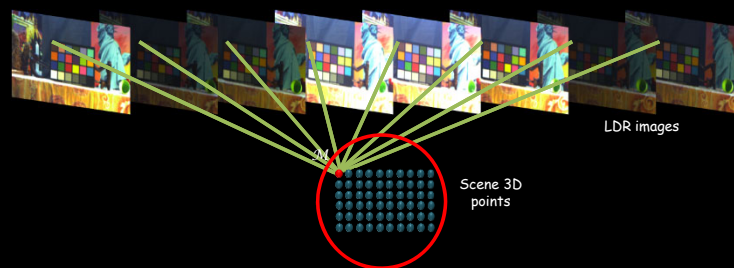


# MULTIVIEW ACQUISITION [BONNARD 12]

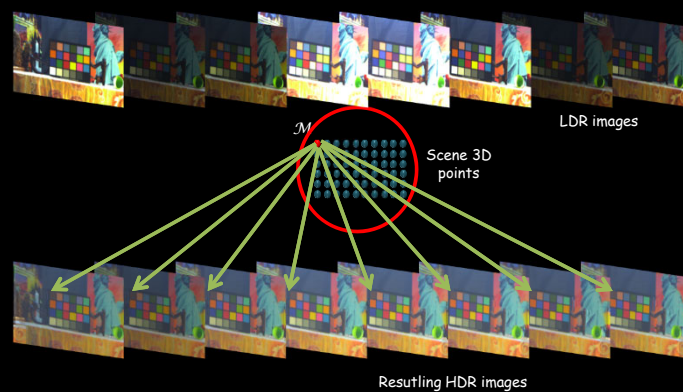


# PIXEL REGISTRATION [BONNARD 12]

- Using disparities



# HDR RECOVERY [BONNARD 12]




# RESULTS [BONNARD 12]



# PATCH-BASED 3D HDR IMAGES [RAMIREZ 15]

- Random patch match guided by the epipolar line



# CONCLUSION

- It is possible to generate an HDR point cloud from multi-view, multi-exposed images
- Difficulties raised:
  - Processing of all images
  - Alignment
- [Bonnard 12] based on the disparity estimate
  - The use of disparity for image alignment
  - Complexity of the resolution for under- or over-exposed areas
  - The quality of the disparity resolution directly impacts the HDR reconstruction
- Finally, is it a good idea to address depth reconstruction and HDR at the same time?
  - Nowadays, sensors have increased their capture capacity
  - Decision of the ReVeRY project: proposal of two separate learning-based approaches for multi-view systems
    - One for HDR reconstruction
    - Another for depth resolution



## CONSISTENT MULTI- AND SINGLE-VIEW HDR-IMAGE RECONSTRUCTION FROM SINGLE EXPOSURES

Aditya Mohan<sup>2</sup>, Jing Zhang<sup>1</sup>, Rémi Cozot<sup>1</sup> and Céline Loscos<sup>2</sup>

<sup>1</sup> Université du Littoral Côte d'Opale

<sup>2</sup> Université de Reims Champagne-Ardenne


A. Mohan, J. Zhang, R. Cozot, C. Loscos: *Consistent Multi- and Single-View HDR-Image Reconstruction from Single Exposures*. Eurographics Workshop on Intelligent cinematography and Editing, April, 2022.





# INTRODUCTION

- HDR image = Image with higher luminance range

		
LDR	HDR	
	<b>Images LDR</b>	<b>Images HDR</b>
<b>Codage</b>	8 bits	16-32 bits
<b>Données</b>	Integer	Floating point
<b>Informations</b>	Colors	Luminance




# INTRODUCTION

LDR multi-view images

HDR multi-view images

Input:

16 images of same exposure  
organized in a 4X4 camera grid



Output:

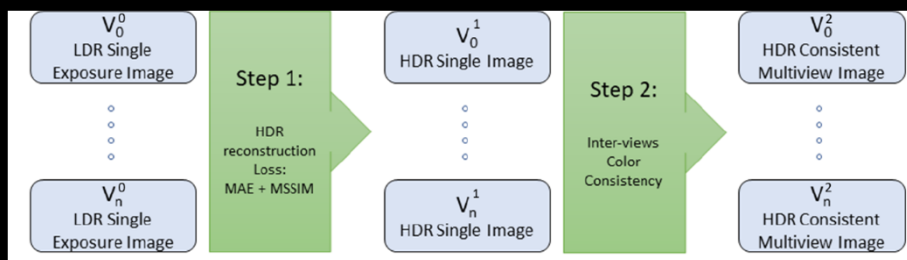
16 HDR images

**Proposition of a LDR-to-HDR algorithm**

Target: results as close to the ground truth as possible



# OVERALL PIPELINE

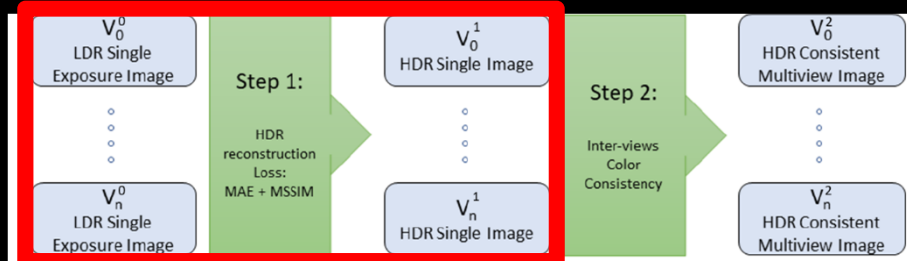


[5] EILERTSEN G., KRONANDER J., DENES G., MANTIUK R. K., UNGER J.: *HDR Image reconstruction from a single exposure using deep CNNs*. 1–15.



# METHOD – STEP 1

Pipeline


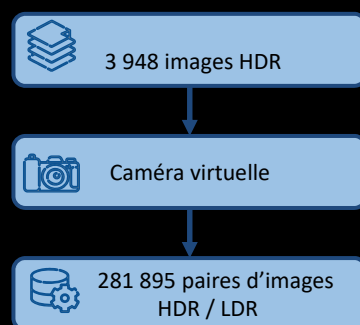


step 1

[5] EILERTSEN G., KRONANDER J., DENES G., MANTIUK R. K., UNGER J.: *HDR Image reconstruction from a single exposure using deep CNNs*. 1–15.




## METHOD – STEP 1: TRAINING DATABASE



## METHOD – STEP 1: PREPROCESSING

Masks on over-exposed areas



Original

After subtracting rg  
chromaticity

Alpha masks



# METHOD – STEP 1: LOSS FUNCTIONS

Training loss functions : MAE + MSSIM

Combining

Mean Absolute Error (MAE) :

$$\text{MAE} = \frac{\sum_{c,i} |\widehat{y}_{c,i} - y_{c,i}|}{3 \cdot n}$$

To preserve colors and luminance

Multi-scale Structural Similarity Index :

$$\text{MS-SSIM}(x, y) = [l_M(x, y)]^{\alpha_M} \cdot \prod_{j=1}^M [c_j(x, y)]^{\beta_j} [s_j(x, y)]^{\gamma_j}$$

To preserve contrasts in high frequency areas



# STEP 1 - RESULTS



LDR input

HDR groundtruth

HDRCNN


MaskCNN

Ours



# STEP 1 - RESULTS

HDR-VDP – visual result



HDRCNN      MaskCNN      Ours

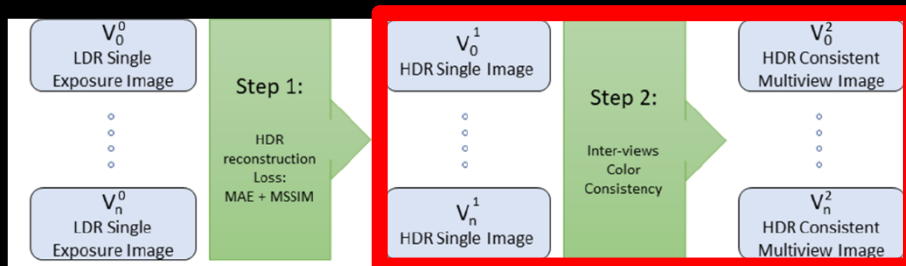
Metric	HDRCNN	MaskCNN	Our
Dynamic Range Error	1.051	1.026	0.921

Metric	HDRCNN	MaskCNN	Our
HDR-VDP	33.75	34.02	34.43
PSNR	57.59	57.54	55.64
Harmonic-IQA	0.314	0.315	0.310
SSIM	0.29	0.29	0.29

Average scores over 40 images of different scenes



# METHOD – STEP 2



Step 2

[5] EILERTSEN G., KRONANDER J., DENES G., MANTIUK R. K., UNGER J.: *HDR Image reconstruction from a single exposure using deep CNNs*. 1–15.



## METHOD - STEP 2

### Multiview coherence

Images are downsampled, gathered as a group of pictures and passed again in the network as a

The output is a corrected coherent HDR value for the group of picture

Images are upsampled



## RESULTS - STEP 2



Multiview HDR Images (step 2)

Metric	Independent Views	Grid Views
SAD	3831483.42	1388318.70
NCC	0.014	0.22

Multiview consistency evaluation(step 2)



# CONCLUSION

Neural network solution to extend LDR to HDR values

Improve the state of the art

Extend luminance to closer values to ground truth HDR

Multiview coherence consideration



# REFERENCES

- [1] BANTERLE F., LEDDA P., DEBATTISTA K., CHALMERS A.: *Inverse tone mapping*. Proceedings of the 4th international conference on Computer graphics and interactive techniques in Australasia and Southeast Asia - GRAPHITE 06 (2006). doi:10.1145/1174429.1174489. 1.
- [2] DEBEVEC P.: *A median cut algorithm for light probe sampling*. ACM SIGGRAPH 2008 classes on - SIGGRAPH 08 (2008).
- [3] DEBEVEC P. E., MALIK J.: *Recovering high dynamic range radiance maps from photographs*. ACM SIGGRAPH 2008 classes on - SIGGRAPH 08 (2008). doi:10.1145/1401132.1401174. 1
- [4] DOUTRE C., NASIOPOULOS P.: *Color correction preprocessing for multiview video coding*. IEEE Transactions on Circuits and Systems for Video Technology 19, 9 (2009), 1400–1406. doi:10.1109/tcsvt.2009.2022780. 3
- [5] EILERTSEN G., KRONANDER J., DENES G., MANTIUK R. K., UNGER J.: *HDR Image reconstruction from a single exposure using deep CNNs*. 1–15. doi:10.1145/3130800.3130816. 1, 2, 3
- [6] FECKER U., BARKOWSKY M., KAUP A.: *Histogram-based prefiltering for luminance and chrominance compensation of multiview video*. IEEE Transactions on Circuits and Systems for Video Technology 18, 9 (2008), 1258–1267. doi:10.1109/tcsvt.2008.926997. 2
- [7] LU F., 252 JI X., DAI Q., ER G.: *Multi-view stereo reconstruction with high dynamic range texture*. Computer Vision – ACCV 2010 Lecture Notes in Computer Science (2011), 412–425. doi:10.1007/978-3-642-19309-5\_32. 1
- [8] MANTIUK R., KIM K. J., REMPEL A. G., HEIDRICH W.: *Hdr-vdp-2*. ACM SIGGRAPH 2011 papers on - SIGGRAPH 11 (2011).
- [9] MORIWAKI K., YOSHIHASHI R., KAWAKAMI R.: *Hybrid Loss for Learning Single-Image-based HDR Reconstruction*. 21. 2
- [10] ROUSSELOT M., DUCLOUX X., MEUR O. L., COZOT R.: *Quality metric aggregation for hdr/wcg images*. 2019 IEEE Inter263 national Conference on Image Processing (ICIP) (2019). doi:10.1109/icip.2019.8803635. 3
- [11] SANTOS M. S., REN T. I., KALANTARI N. K.: *Single Image HDR reconstruction using a CNN with masked features and perceptual loss*. ACM Transactions on Graphics 39, 4 (2020). doi:10.1145/3386569.3392403. 1, 3
- [12] WANG Z., SIMONCELLI E., BOVIK A.: *Multiscale structural similarity for image quality assessment*. In The Thirty-Seventh Asilomar Conference on Signals, Systems & Computers, 2003, IEEE. pp. 1398–1402. doi:10.1109/ACSSC.2003.1292216. 2
- [13] ZHAO H., GALLO O., FROSIO I., KAUTZ J.: *Loss functions for image restoration with neural networks*. IEEE Transactions on Computational Imaging 3, 1 (2017), 47–57. doi:10.1109/tci.2016.2644865. 2



## DISPARITY INFERENCE FOR WIDE-BASELINE LIGHTFIELD CAMERA ARRAY

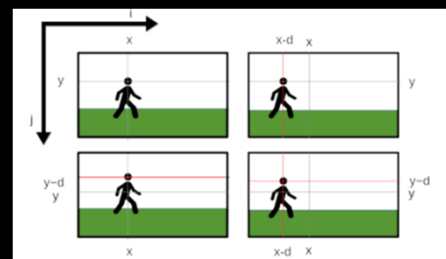
Théo Barrios, Julien Gerhards, Stéphanie Prévost, Céline Loscos

Université de Reims Champagne-Ardenne



## DEFINITION OF THE PROBLEM TO SOLVE

- Estimating depth from images on a 4x4 grid
- Process all images in the grid
- Propose floating-point disparities for more precision
- Process the highest resolution possible (UHD, 4k)
- Offer rapid treatment (1-n fps)
- Adapt to high camera spacing (Disparity values > 100)
- Vertical and horizontal disparities
- Additional difficulties: images located at edges and corners



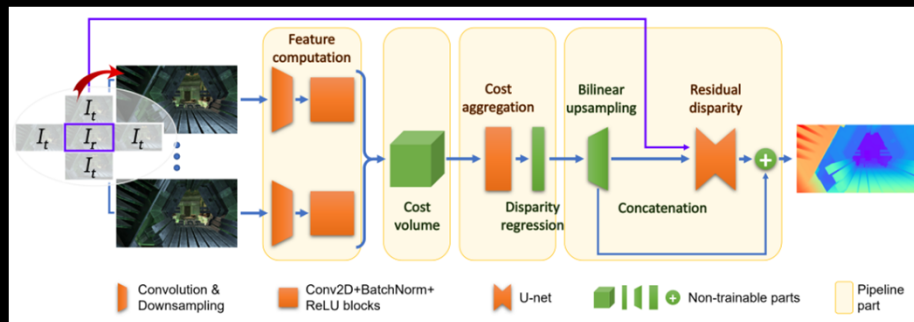


## APPROACH BASED ON NEURAL NETWORK

- For each image  $I_r$  of the 4X4 grid
- input :  $I_r + 2-4$  images ( $I_t$ ) in a cross around  $I_r$
- Output : Disparity map (1)
- Solution : Deep-learning

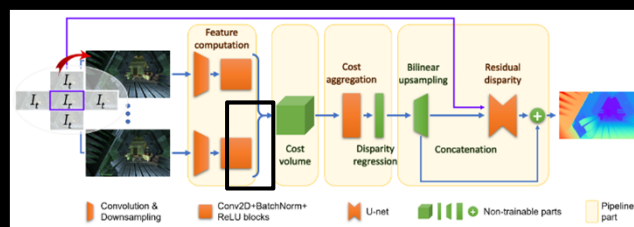


## NETWORK DESCRIPTION



## TWO-STEP COST VOLUME

- First step : One cost-volume for each  $I_t$
- Averaging cost on the horizontal / vertical part of the cross  $\rightarrow$
- two costs concatenated for cost aggregation.
- Can be used with any width and height camera array at any position with a given set of weights



## RESULTS

- Speed
  - 1,5s per view in 4k
  - 3fps in fullHD
  - 6fps in 960x540
- Quality
  - Good within the required FOV



Requires denoising for optimal result



## CONCLUSION

3D reconstruction for large-baseline camera grids

- One disparity map per grid image
- Interactive time
- Can handle high resolutions (4K) and various array width and heights.
- Precise results, requires a denoising pass for application
- Different array width and heights require fine-tuning for better performance.



# CODING TECHNIQUES FOR POINT CLOUDS

Giuseppe Valenzise, Centrale Supélec, CNRS



# OUTLINE

## Outline

- Coding techniques for point clouds
- Quality assessment and benchmark of the different approaches
- Trends and summary



# CODING TECHNIQUES FOR POINT CLOUDS


- Introduction and basic coding tools
- MPEG PCC standardization
- Learning-based techniques



## MOTIVATION

- Typical point cloud video size:

- 1 million points per frame
- 30 frames/second



color -> ~ **3.6 Gbps**

- Example: Velodyne HDL-64 LiDAR sensor

- Over 100k points per sweep
- **3 billion points per hour**



## WHY CODING POINT CLOUDS IS DIFFICULT?

- Non-regular sampling
  - Geometry is expensive to code
- Spatially varying density
  - “Holes” in some regions
- Sparsity
  - Lack of spatial correlation



## SOME GENERAL CODING APPROACHES

- 2D projections
- Voxelization
- Octrees
- Graphs

### Some references to recent surveys on Point Cloud Compression

- C. Cao, M. Preda, V. Zakharchenko, E. S. Jang, and T. Zaharia, "Compression of Sparse and Dense Dynamic Point Clouds—Methods and Standards," *Proceedings of the IEEE*, pp. 1–22, 2021
- F. Pereira, A. Dricot, J. Ascenso, and C. Brites, "Point cloud coding: A privileged view driven by a classification taxonomy," *Signal Processing: Image Communication*, vol. 85, p. 115862, Jul. 2020
- Graziosi, D., Nakagami, O., Kuma, S., Zaghetto, A., Suzuki, T. and Tabatabai, A., 2020. An overview of ongoing point cloud compression standardization activities: video-based (V-PCC) and geometry-based (G-PCC). *APSIPA Transactions on Signal and Information Processing*, 9.



Using sensing structure



## 3D TO 2D PROJECTION

- Reduce the problem to multiple 2D image coding instances
- Effective when the point cloud is dense enough to get smooth projections
- Used in MPEG V

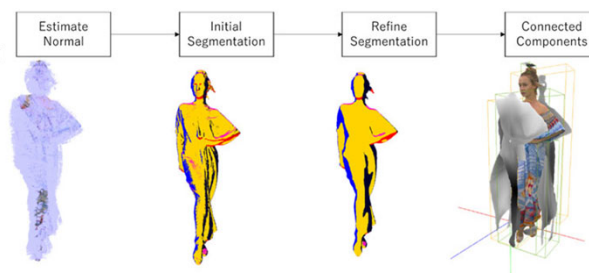
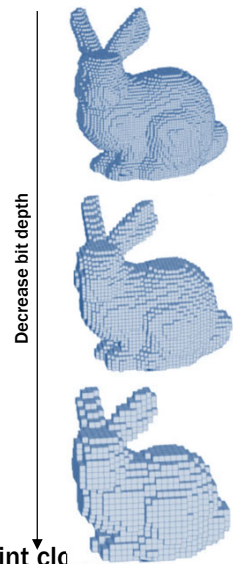


Image credit: Graziosi, D., Nakagami, O., Kuma, S., Zaghetto, A., Suzuki, T. and Tabatabai, A., 2020. An overview of ongoing point cloud compression standardization activities: video-based (V-PCC) and geometry-based (G-PCC). *APSIPA Transactions on Signal and Information Processing*, 9.



# VOXELIZATION

- Quantize the 3D coordinates of points to a given bit depth
  - Define the point clouds on a regular 3D lattice
  - Geometry represented as binary **occupancy maps**
  - Attributes resampled over the voxel grid
- Introduce distortion wrt original point cloud
- *Highly inefficient to deal with sparsity!*
- Most of the 3D space is empty



It might require a very high bit depth to represent precisely sparse point clouds



# DEALING WITH SPARSITY: TREE-BASED PARTITIONING

- Divide the space hierarchically
  - E.g., KD-tree or typically octree
  - Remove empty space
- **Octree**
  - Recursive splitting
  - Each octree node

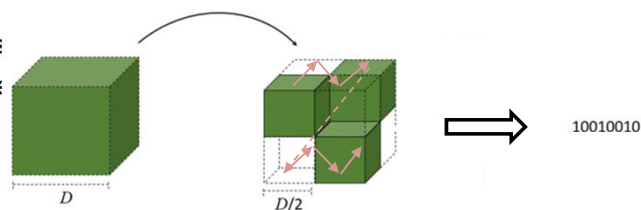
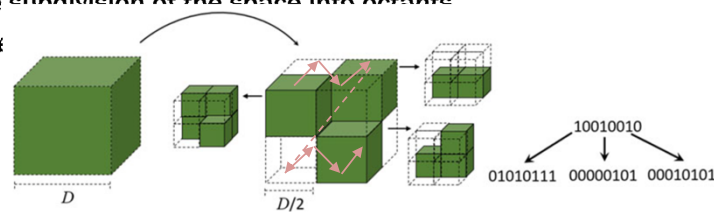


Image credit: Graziosi, D., Nakagami, O., Kuma, S., Zaghetto, A., Suzuki, T. and Tabatabai, A., 2020. An overview of ongoing point cloud compression standardization activities: video-based (V-PCC) and geometry-based (G-PCC). APSIPA Transactions on Signal and Information Processing, 9.



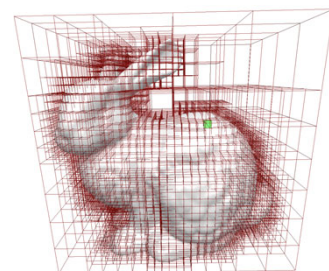
## DEALING WITH SPARSITY: TREE-BASED PARTITIONING

- Divide the space hierarchically
  - E.g., KD-tree or typically octree
  - Remove empty space
- **Octree**
  - Recursive subdivision of the space into octants
  - Each octant



## OCTREE-BASED CODING

- Widely used since the early PC coding methods
  - E.g., the Point Cloud Library (PCL)<sup>1</sup>
  - Benchmark codec in the MPEG G-PCC CfP (2017)<sup>2</sup>
- Essential coding tool in MPEG G-PCC
- Basic functionalities:
  - Arithmetic coding of voxel occupancies using previous nodes as context
  - Detail encoding (e.g., residuals) or surface approximations
  - Attributes averaged over the points in the leaf nodes
  - Temporal prediction possible by matching nodes



<sup>1</sup>J. Kammerl, N. Blodow, R. B. Rusu, S. Gedikli, M. Beetz and E. Steinbach, "Real-time compression of point cloud streams," IEEE International Conference on Robotics and Automation, 2012, pp. 778-785

<sup>2</sup>R. Mekuria, K. Blom and P. Cesar, "Design, Implementation, and Evaluation of a Point Cloud Codec for Tele-Immersive Video," in IEEE Transactions on Circuits and Systems for Video Technology, vol. 27, no. 4, pp. 828-842, April 2017

Image credit: Castro, R., Lewiner, T., Lopes, H., Tavares, G. and Bordignon, A., Sep. 2008. Statistical optimization of octree searches. In Computer Graphics Forum (Vol. 27, No. 6, pp. 1557-1566). Oxford, UK: Blackwell Publishing Ltd.

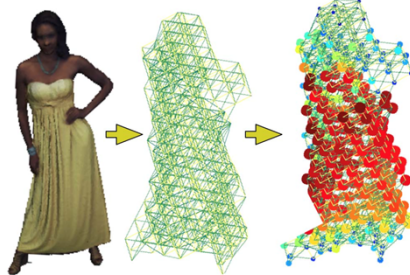




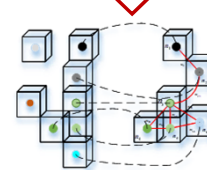
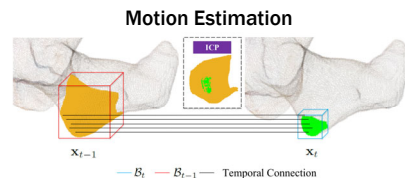
# GRAPH METHODS

## • Graph construction

- The connections between vertices are obtained by k-NN
- Distance between points
- Distance over a graph



Graph construction



Optimal Inter-Prediction and Transform  
 • Generalized Graph Fourier Transform (GGFT)

D. Thanou, P. A. Chou and P. Frossard, "Graph-Based Compression of Dynamic 3D Point Cloud Sequences," in IEEE Transactions on Image Processing, vol. 25, no. 4, pp. 1765-1778, April 2016  
 Y. Xu et al., "Predictive Generalized Graph Fourier Transform for Attribute Compression of Dynamic Point Clouds," in IEEE Transactions on Circuits and Systems for Video Technology, vol. 31, no. 5, pp. 1968-1982, May 2021



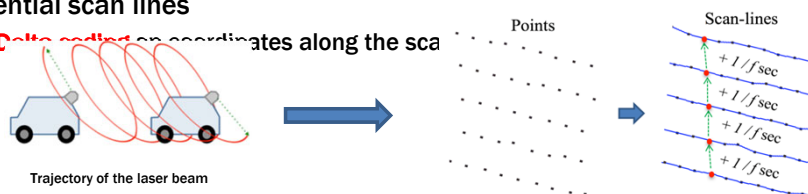
# LIDAR DATA: LEVERAGE THE ACQUISITION MODEL

## • Structured:

- If metadata available (GPS data, timestamps, sensor information, etc.)
- The point cloud becomes an *ordered set*

## • Sequential scan lines

- Delta method on coordinates along the scan




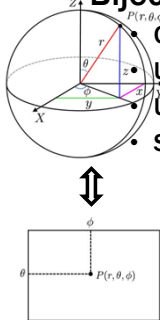
Kohira, K. and Masuda, H.: Point-cloud Compression For Vehicle-based Mobile Mapping Systems Using Portable Network Graphics, ISPRS Ann. Photogramm. Remote Sens. Spatial Inf. Sci., IV-2/W4, 99-106, 2017.

Xianxiang Liu, Yue Wang, Qingwu Hu and Dengbo Yu, "A scan-line-based data compression approach for point clouds: Lossless and effective," 2016 4th International Workshop on Earth Observation and Remote Sensing Applications, 2016



# LIDAR DATA: LEVERAGE THE ACQUISITION MODEL

## • Bijective (range to noise) mapping to a 2D grid:



Quadtree decomposition of a range image<sup>1</sup>

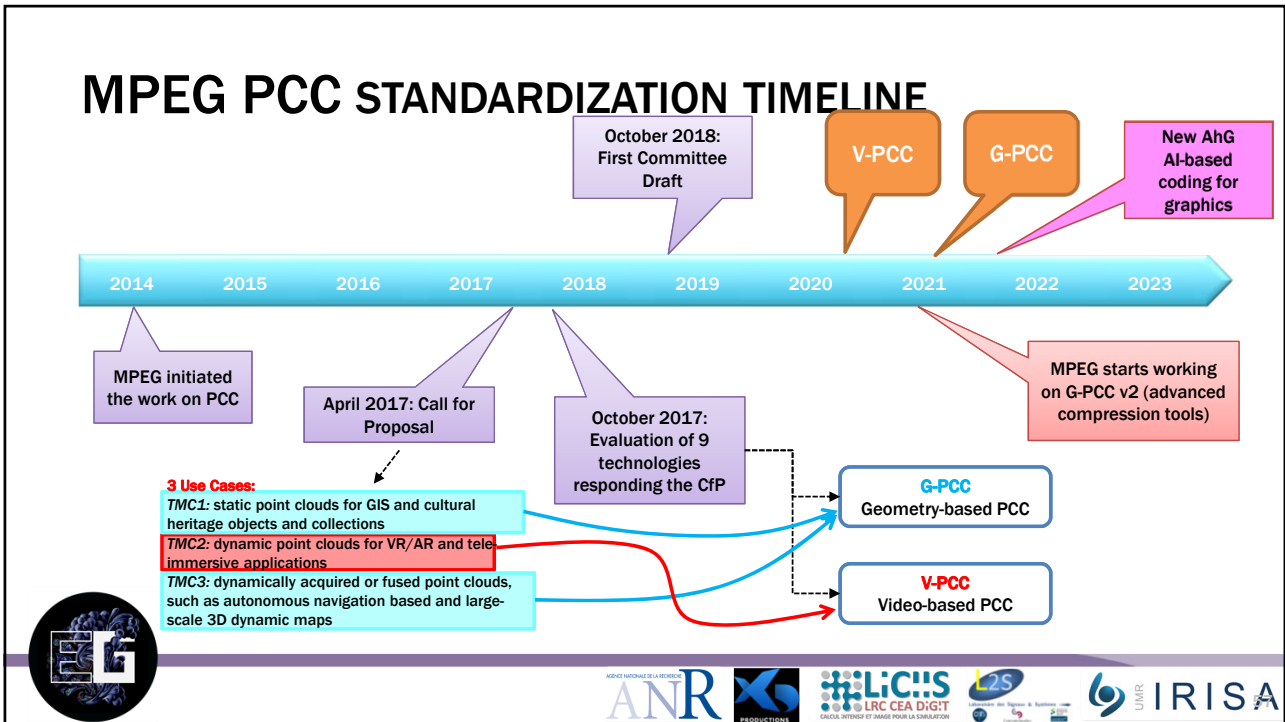
<sup>1</sup>J. Ahn, K. Lee, J. Sim and C. Kim, "Large-Scale 3D Point Cloud Compression Using Adaptive Radial Distance Prediction in Hybrid Coordinate Domains," in IEEE Journal of Selected Topics in Signal Processing, vol. 9, no. 3, pp. 422-434, April 2015  
 C. Tu, E. Takeuchi, C. Miyajima and K. Takeda, "Continuous point cloud data compression using SLAM based prediction," 2017 IEEE Intelligent Vehicles Symposium (IV), 2017, pp. 1744-1751  
 X. Sun, H. Ma, Y. Sun and M. Liu, "A Novel Point Cloud Compression Algorithm Based on Clustering," in IEEE Robotics and Automation Letters, vol. 4, no. 2, pp. 2132-2139, April 2019



# CODING TECHNIQUES FOR POINT CLOUDS

- Introduction and basic coding tools
- MPEG PCC standardization
- Learning-based techniques






# MPEG V-PCC

- Video-based Point Cloud Compression

**Logos:** ANR, L2S, LRC CEA DIGIT, IRISA

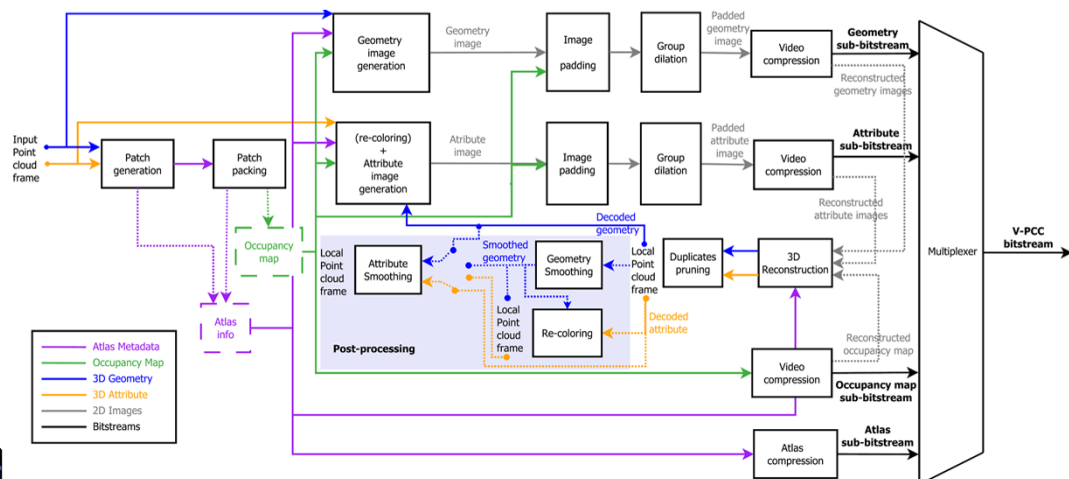
# PROJECTION-BASED CODING PRINCIPLE



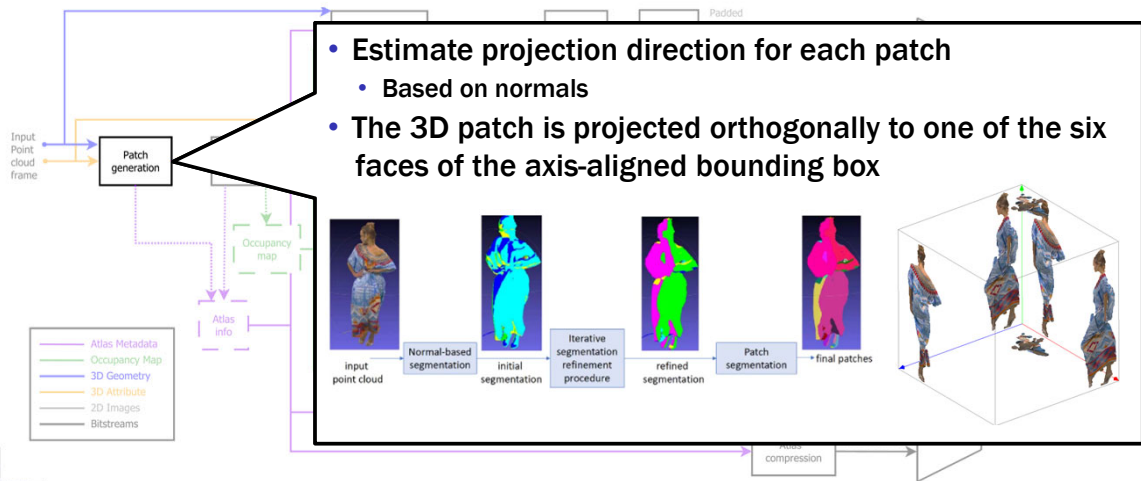
Grazioli, D., Nakagami, O., Kuma, S., Zaghetto, A., Suzuki, T. and Tabatabai, A., 2020. An overview of ongoing point cloud compression standardization activities: video-based (V-PCC) and geometry-based (G-PCC). APSIPA Transactions on Signal and Information Processing, 9.



# V-PCC CODEC ARCHITECTURE (TMC2)



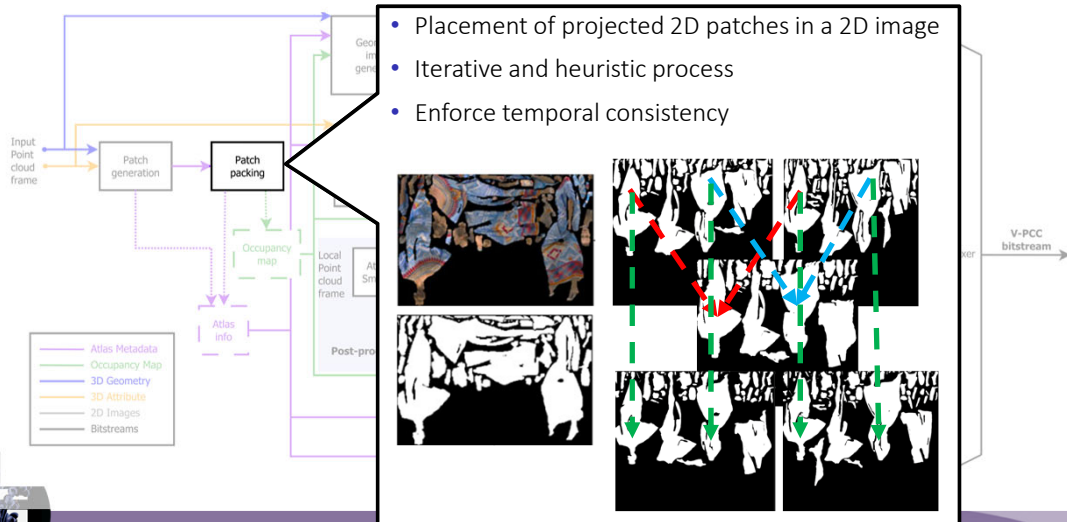
## V-PCC CODEC ARCHITECTURE (TMC2)



MPEG 3DG, V-PCC codec description, ISO/IEC JTC1/SC29/WG11 N18892, 2019.



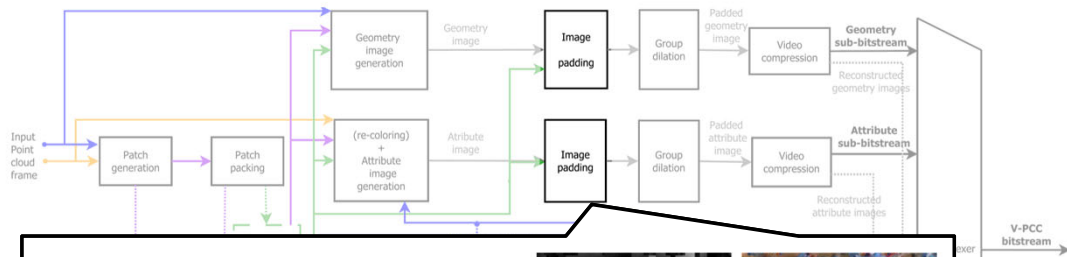
## V-PCC CODEC ARCHITECTURE (TMC2)




MPEG 3DG, V-PCC codec description, ISO/IEC JTC1/SC29/WG11 N18892, 2019.



## V-PCC CODEC ARCHITECTURE (TMC2)



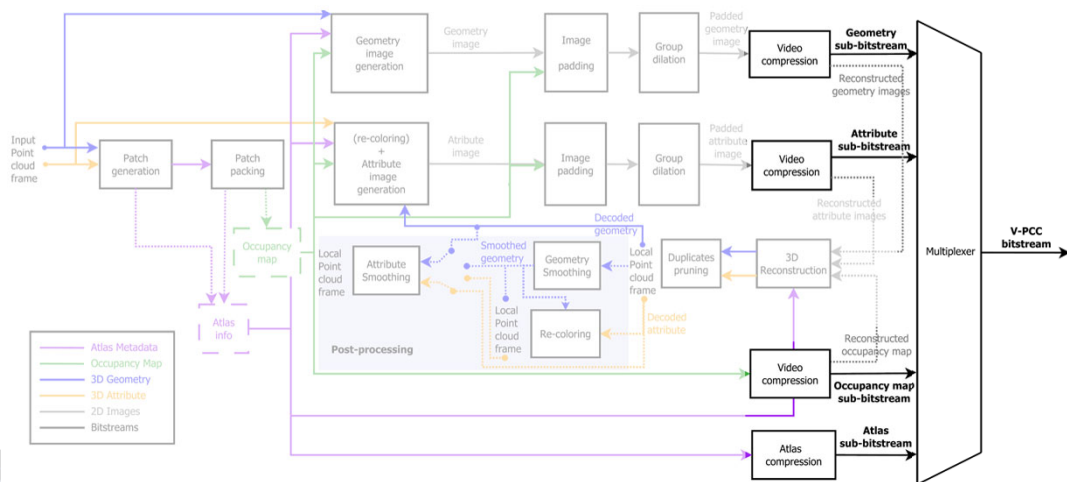
- Fill the empty space between patches using a padding function
- Generate piecewise smooth image easier to code



MPEG 3DG, V-PCC codec description, ISO/IEC JTC1/SC29/WG11 N18892, 2019.



## V-PCC CODEC ARCHITECTURE (TMC2)



MPEG 3DG, V-PCC codec description, ISO/IEC JTC1/SC29/WG11 N18892, 2019.



# MPEG G-PCC

- Geometry-based Point Cloud Compression



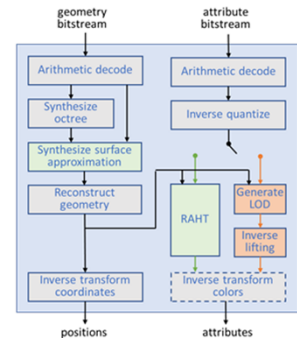
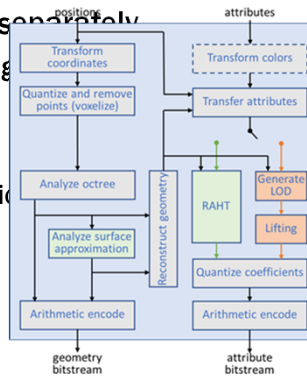
## OCTREE-BASED APPROACH

- Geometry and attributes are encoded separately

- Attribute coding depends on decoded geometry

- Workflow:

- Coordinate transformation + voxelization
- Geometry coding (octree/pred)
- Transform (attributes)
- Arithmetic coding



MPEG 3DG, V-PCC codec description, ISO/IEC JTC 1/SC 29/WG 7 N 0099, April 2021



## GEOMETRY CODING IN G-PCC

- Two basic approaches:

1. **Limitations of a vanilla octree coding:** ral mo

- Isolated points are expensive to code
- Number of points exponentially decreasing at low bitrates
- Does not use the local geometric structures
- Does not use structure/side information when available



## GEOMETRY CODING IN G-PCC

- Two basic approaches:

1. Octree coding augmented with several modes  
(Inferred) Direct coding mode (for isolated points)





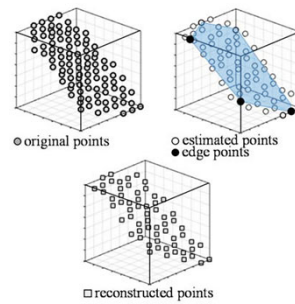
# GEOMETRY CODING IN G-PCC

- Two basic approaches:

## 1. Octree coding augmented with several modes

(Inferred) Direct coding mode

**Triangle soup (trisoup)**



Inferred and J. Ascenso, "Hybrid Octree-Plane Point Cloud Geometry Coding," 2019 27th European Signal Processing Conference (EUSIPCO), pp. 1-5



# GEOMETRY CODING IN G-PCC

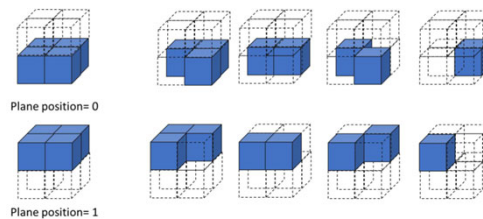
- Two basic approaches:

## 1. Octree coding augmented with several modes

(Inferred) Direct coding mode

**Triangle soup (trisoup)**

**Planar modes**



# GEOMETRY CODING IN G-PCC

- Two basic approaches:

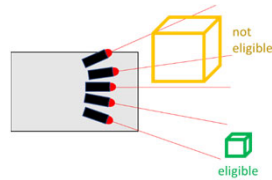
1. Octree coding augmented with several modes

(Inferred) Direct coding mode

Trisoup

Planar modes

Angular modes



# GEOMETRY CODING IN G-PCC

- Two basic approaches:

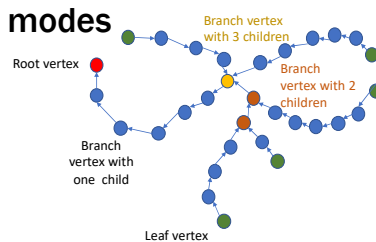
1. Octree coding augmented with several modes

(Inferred) Direct coding mode

Trisoup

Planar modes

Angular modes



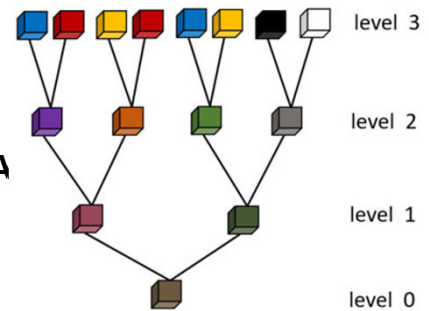
Predictive geometry coding (low-latency)



# ATTRIBUTE CODING IN G-PCC

• Two tools:

1. Region-Adaptive Hierarchical Transform (RAHT)
  - Haar-inspired transform on octree structure



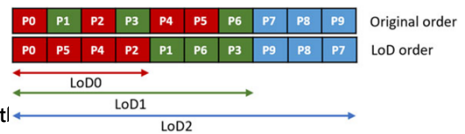
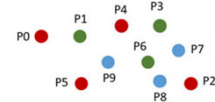
Graziosi, D., Nakagami, O., Kuma, S., Zaghetto, A., Suzuki, T. and Tabatabai, A., 2020. An overview of ongoing point cloud compression standardization activities: video-based (V-PCC) and geometry-based (G-PCC). APSIPA Transactions on Signal and Information Processing, 9.



# ATTRIBUTE CODING IN G-PCC

• Two tools:

1. Region-Adaptive Hierarchical Transform (RAHT)
  - Haar-inspired transform on octree structure
2. Predicting/Lifting Transform
  - Distance-based prediction
  - Employs a Level of Detail (LoD) representation that distributes  $t_i$



Graziosi, D., Nakagami, O., Kuma, S., Zaghetto, A., Suzuki, T. and Tabatabai, A., 2020. An overview of ongoing point cloud compression standardization activities: video-based (V-PCC) and geometry-based (G-PCC). APSIPA Transactions on Signal and Information Processing, 9.



## TAKE-AWAY ON MPEG STANDARDIZATION

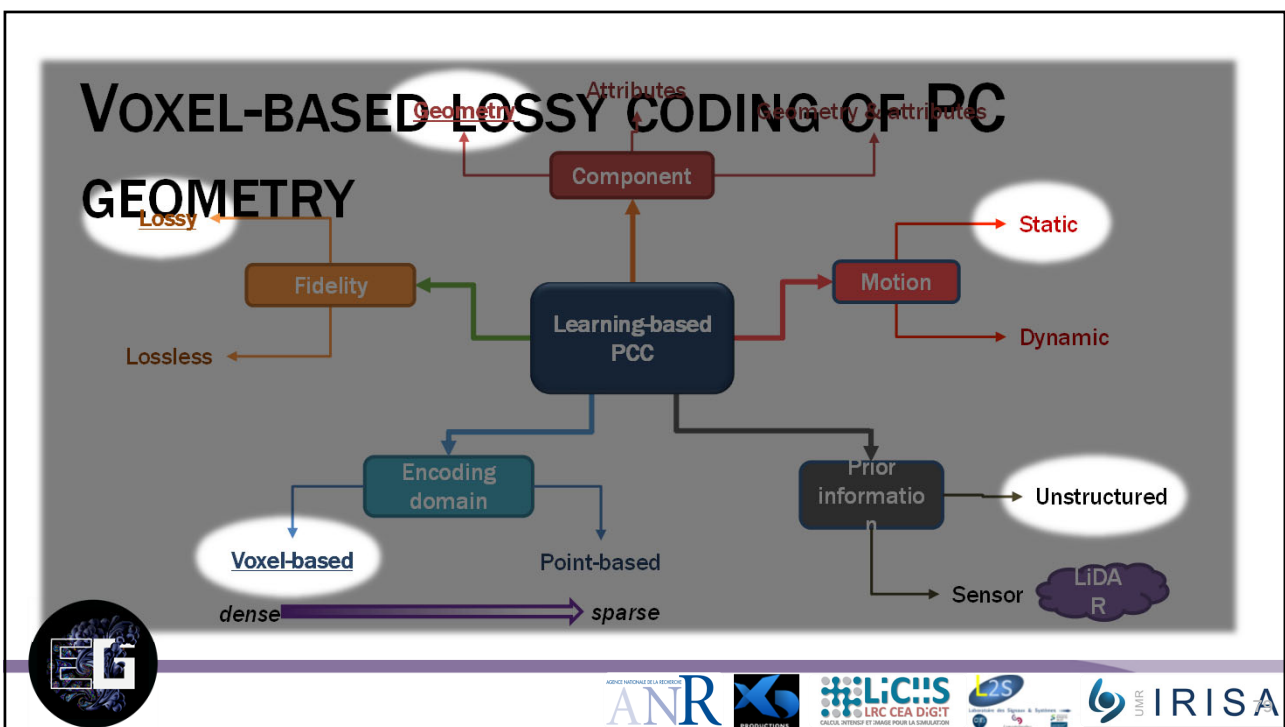
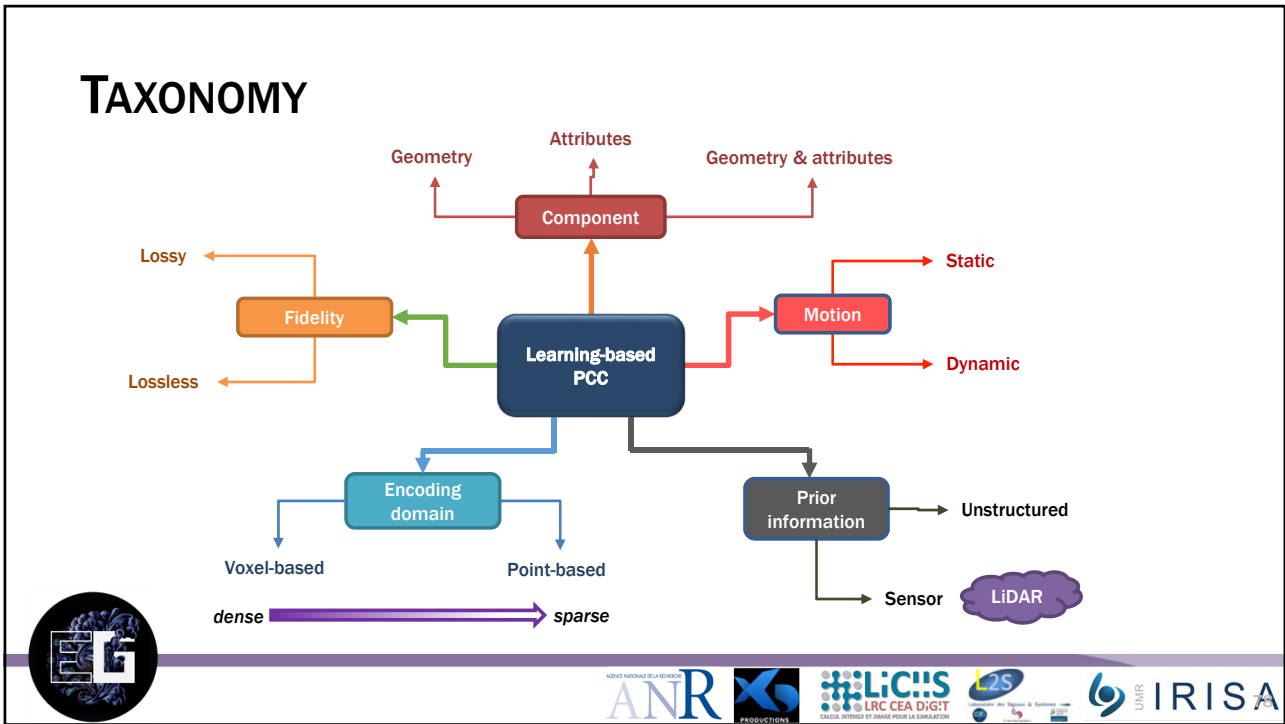
- Two standards
- **V-PCC:**
  - 2D projection-based
  - Dense PC
  - Dynamic content
  - AR/VR applications
- **G-PCC:**
  - Mostly octree-based + many optimizations
  - Static content
  - Low-to-high density
  - Wide range of applications: AR/VR, cultural heritage, LiDAR (fused and scans), etc.



## CODING TECHNIQUES FOR POINT CLOUDS

- Introduction and basic coding tools
- MPEG PCC standardization
- Learning-based techniques





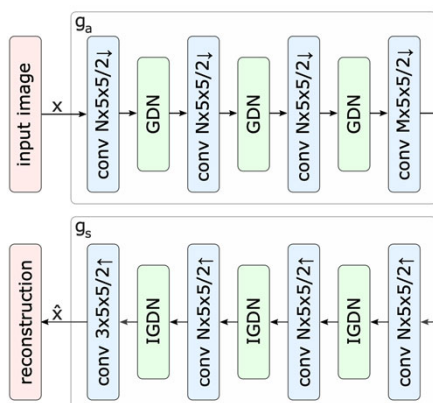
## VOXEL-BASED LOSSY CODING OF PC GEOMETRY

- Adapted to dense point clouds
- Similar to learning-based 2D image compression
  - Auto-encoder based approach
  - Entropy bottleneck and quantization



## BACKGROUND: LEARNING-BASED IMAGE COMPRESSION

### • Var



- Optimized end-to-end
- Quantization
  - Non differentiable
  - Backward pass (in training):  

$$\hat{y}_i = y_i + \mathcal{U} \left[ -\frac{1}{2}, \frac{1}{2} \right]$$
  - Inference:  


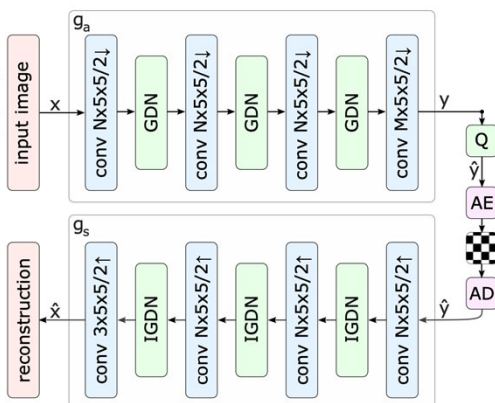
$$\hat{y}_i = \text{round}(y_i)$$
- Entropy coding
  - Differential entropy for training
- What is learned:
  - Analysis transform
  - Synthesis transform
  - Probability distribution of latent variables

Ballé, J., Laparra, V., Simoncelli, E., "End-to-end optimized image compression". In *International Conference on Learning Representations*. 2016



## BACKGROUND: LEARNING-BASED IMAGE COMPRESSION

- The  $\Pi p_y$
- In  $p_i$

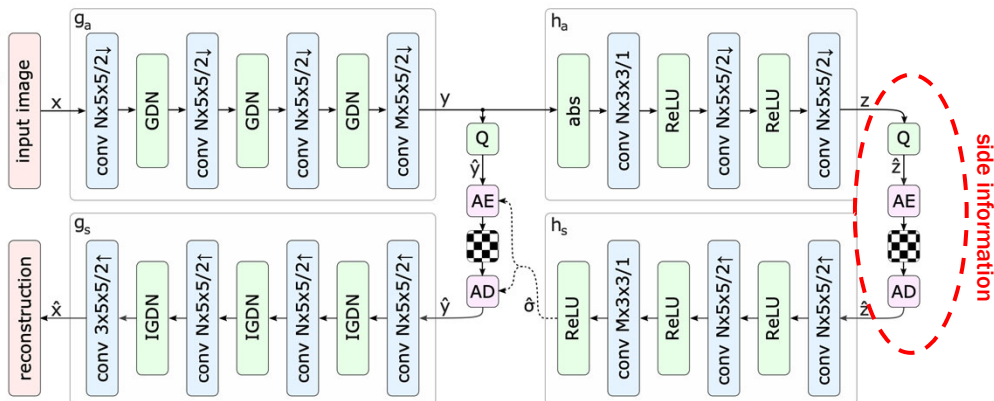


Ballé, J., Laparra, V., Simoncelli, E., "End-to-end optimized image compression". In *International Conference on Learning Representations*. 2016



## BACKGROUND: LEARNING-BASED IMAGE COMPRESSION

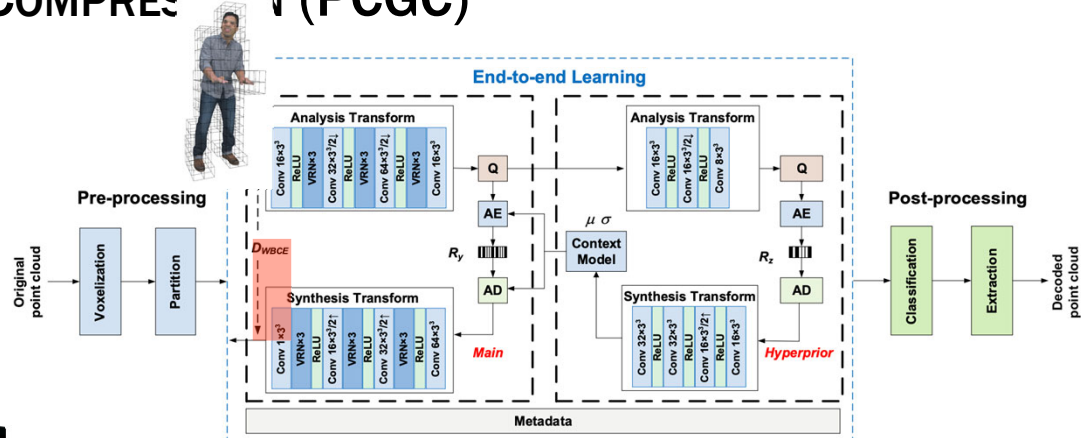
- Varia
- Hype



Ballé, J., Minnen, D., Singh, S., Hwang, S.J. and Johnston, N., "Variational image compression with a scale hyperprior". In *International Conference on Learning Representations*. Feb. 2018



# LEARNING-BASED POINT CLOUD GEOMETRY COMPRESSION (PCGC)



J. Wang, H. Zhu, H. Liu and Z. Ma, "Lossy Point Cloud Geometry Compression via End-to-End Learning," in IEEE Transactions on Circuits and Systems for Video Technology, 2021



## CLASSIFICATION

- Cast the reconstruction problem as a classification one
- Loss function

$$p_t = \begin{cases} p & \text{if the voxel was indeed occupied} \\ 1 - p & \text{otherwise} \end{cases}$$

$p$  ← the probability that a voxel is occupied  
← Probability of assigning the correct class



Binary Cross Entropy (BCE):

$$BCE(p_t) = -\log p_t$$





# CLASSIFICATION: WEIGHTED BINARY CROSS-ENTROPY

$$p_t = \begin{cases} p & \text{if the voxel was indeed occupied} \\ 1 - p & \text{otherwise} \end{cases} \quad \leftarrow \text{Probability of assigning the correct class}$$

- Binary Cross Entropy (BCE):
- **Take into account class imbalance in the minimization (most voxels are empty)**
- **Weighted Binary Cross-Entropy (WBCE)**

$$BCE(p_t) = -\log p_t$$

$$WBCE(p_t) = -\alpha_t \log p_t$$

with  $\alpha_t = \alpha$  if the voxel ground-truth occupation is 1, and  $\alpha_t = 1 - \alpha$  otherwise.

Typically  $\alpha \propto \frac{\text{total num. voxels}}{\text{num. occupied voxels}}$

✓ Balances the importance of occupied/not occupied voxels

✗ Does not differentiate between easy/hard examples  
Most of the empty voxels are easily classified and do not bring much information to learning



# CLASSIFICATION: FOCAL LOSS

$$p_t = \begin{cases} p & \text{if the voxel was indeed occupied} \\ 1 - p & \text{otherwise} \end{cases} \quad \leftarrow \text{Probability of assigning the correct class}$$

- Binary Cross Entropy (BCE):
- **Take into account class imbalance in the minimization**
- **Focal Loss (FL)**

$$BCE(p_t) = -\log p_t$$

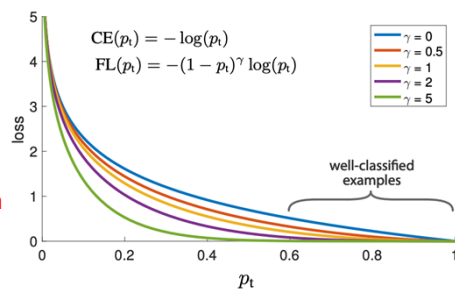
$$FL(p_t) = -\alpha_t (1 - p_t)^\gamma \log p_t$$

with  $\alpha_t = \alpha$  if the voxel ground-truth occupation is 1, and  $\alpha_t = 1 - \alpha$  otherwise.

$\gamma$  is a focusing parameter

Maurice Quach, Giuseppe Valenzise, Frédéric Dufaux, Learning Convolutional Transforms for Lossy Point Cloud Geometry Compression. IEEE International Conference on Image Processing (ICIP'2019), Sep 2019, Taipei, Taiwan.

T. Lin, P. Goyal, R. Girshick, K. He and P. Dollár, "Focal Loss for Dense Object Detection," 2017 IEEE International Conference on Computer Vision (ICCV), 2017, pp. 2999-3007, doi: 10.1109/ICCV.2017.324.

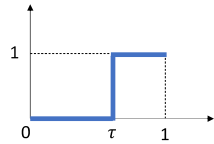


Voxels easy to classify have less weight in the loss

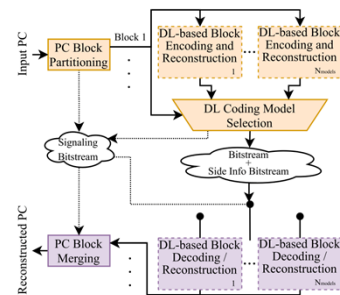


# Dealing with variable spatial density DEALING WITH VARIABLE SPATIAL DENSITY

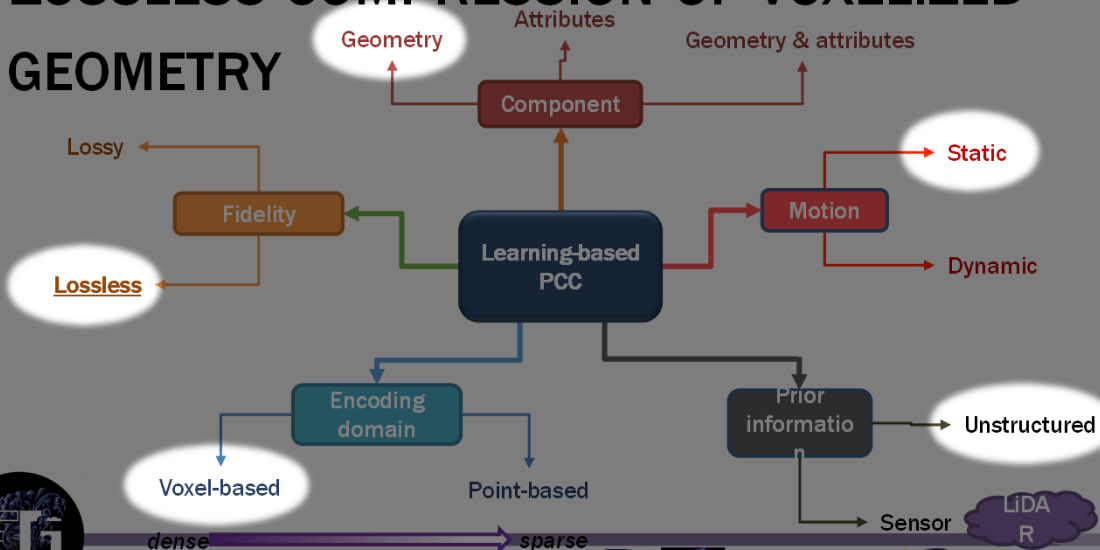
- Adaptive thresholding
  - Use a threshold to binarize the estimated occupancy probability
  - Fixed threshold (e.g., 0.5)<sup>1</sup> is suboptimal
  - Optimized over the whole PC and transmitted<sup>2</sup>
  - Optimized block by block and transmitted<sup>3</sup>
- Adaptive model (ADL-PCC<sup>4</sup>)



- Train a different network for each  $\alpha$  in the focal loss
- **Select the best model using PBO**
- **Signal the model index in the bitstream**



# LOSSLESS COMPRESSION OF VOXELIZED GEOMETRY



# VOXELDNN

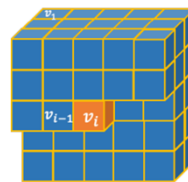
- Goal: estimate the occupancy probabilities to use in a context-based autoregressive model.
- Inspired by Pix2PixCNN<sup>1</sup>

- Factorize the joint probability of voxel occupancy

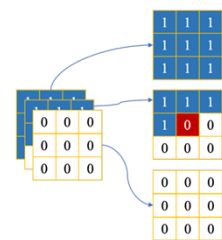
$$p(v) = \prod_{i=1}^{d^3} p(v_i | v_{i-1}, v_{i-2}, \dots, v_1)$$

Modeled with a DNN

- Masked convolution to enforce causality for correct decoding



(a) 3D voxel context



(b) 3D type A mask



Dat Thanh Nguyen, Maurice Quach, Giuseppe Valenzise, Pierre Duhamel. Lossless Coding of Point Cloud Geometry using a Deep Generative Model. *IEEE Transactions on Circuits and Systems for Video Technology*, 2021



# VOXELDNN

- Goal: estimate the occupancy probabilities to use in a context-based autoregressive model.
- Inspired by Pix2PixCNN<sup>1</sup>

- Factorize the joint probability of voxel occupancy

$$p(v) = \prod_{i=1}^{d^3} p(v_i | v_{i-1}, v_{i-2}, \dots, v_1)$$

Modeled with a DNN

- Masked convolution to enforce causality for correct decoding

Trained with cross-entropy loss

$$H(p, \hat{p}) = \mathbb{E}_{v \sim p(v)} \left[ \sum_{i=1}^{d^3} -\log \hat{p}(v_i) \right]$$

$$= H(p) + D_{KL}(p || \hat{p})$$

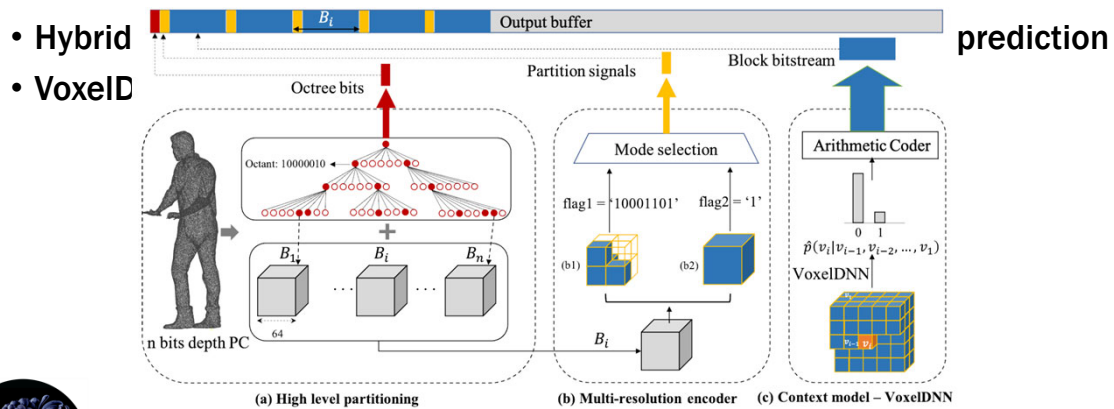
- Minimizes the distance between the estimated occupancy probability and the ground truth
- Different from the lossy case!



Dat Thanh Nguyen, Maurice Quach, Giuseppe Valenzise, Pierre Duhamel. Lossless Coding of Point Cloud Geometry using a Deep Generative Model. *IEEE Transactions on Circuits and Systems for Video Technology*, 2021



# VOXELDNN: GENERAL ARCHITECTURE



Dat Thanh Nguyen, Maurice Quach, Giuseppe Valenzise, Pierre Duhamel. Lossless Coding of Point Cloud Geometry using a Deep Generative Model. *IEEE Transactions on Circuits and Systems for Video Technology*, 2021



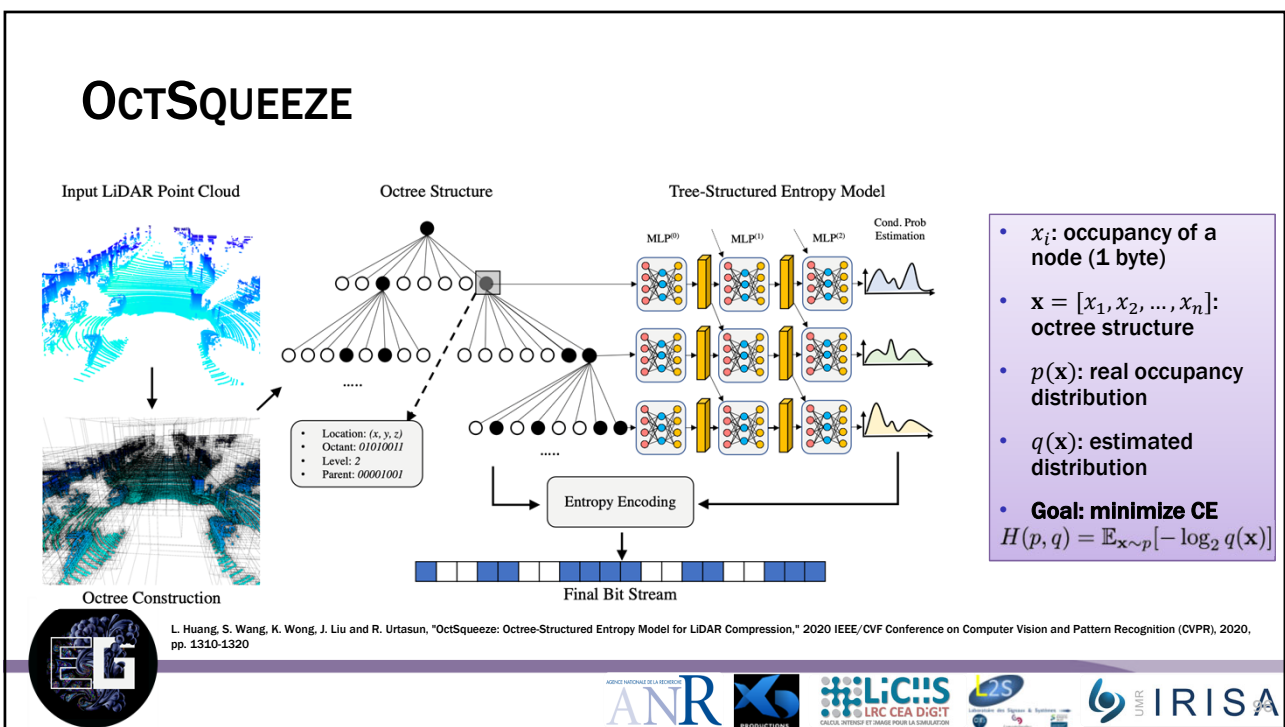
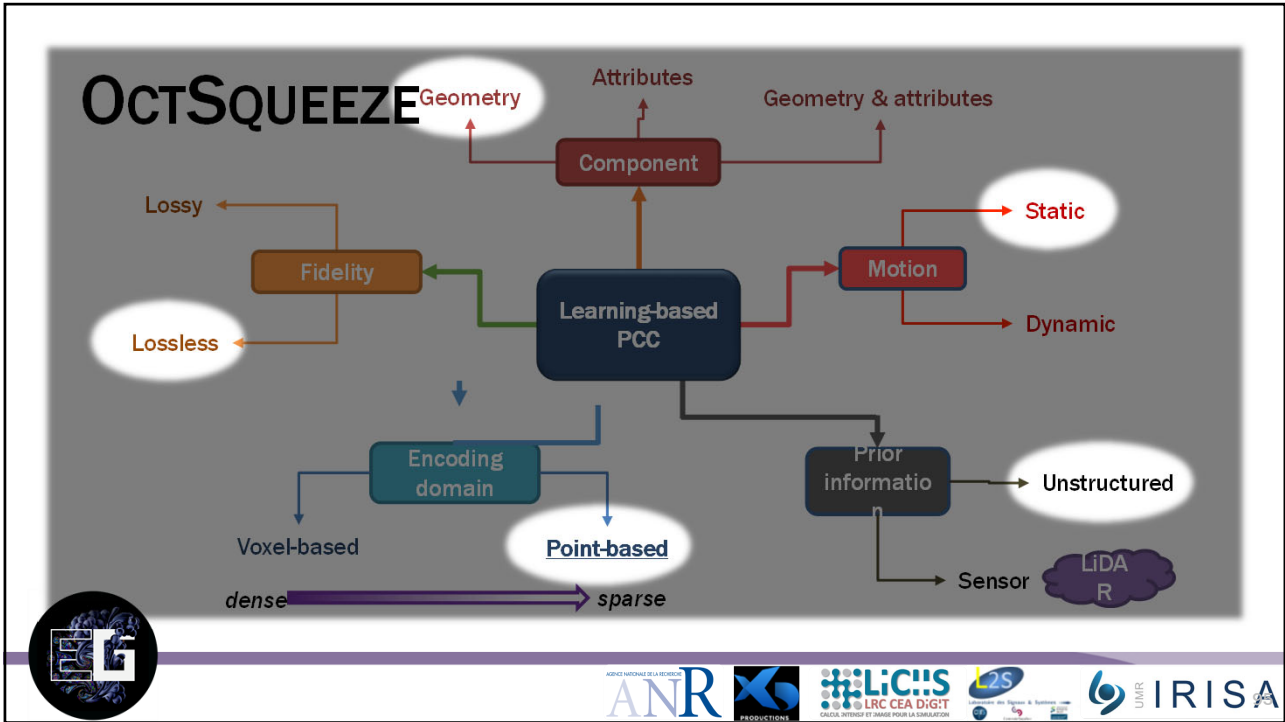
# VOXELDNN

- **Pro's:**
    - Significant bitrate reductions
    - Flexible to be extended with larger contexts
  - **Con's:**
    - Poorer performance on sparser PCs
    - Sequential voxel-by-voxel decoding
- High computational complexity  
Approximations (MSVoxelDNN)

Dataset	Point Cloud	G-PCC		Baseline + DA + CE
		bpov	bpov	Gain over G-PCC
MVUB	Phil	1.1599	0.8252	-28.86%
	Ricardo	1.0673	0.7572	-29.05%
	<b>Average</b>	<b>1.1136</b>	<b>0.7912</b>	<b>-28.95%</b>
8i	Redandblack	1.0893	0.7003	-35.71%
	Loot	0.9524	0.6084	-36.12%
	Thaidancer	0.9990	0.6627	-33.66%
	Boxer	0.9492	0.5906	-37.78%
	<b>Average</b>	<b>0.9975</b>	<b>0.6405</b>	<b>-35.79%</b>
CAT1	Frog	1.8990	1.7071	-10.11%
	Arco Valentino	4.8531	4.9900	+2.82%
	Shiva	3.6716	3.5135	-4.31%
<b>Average</b>	<b>3.4746</b>	<b>3.4035</b>	<b>-3.86%</b>	
USP	BumbaMeuBoi	5.4068	5.066	-6.29%
	RomanOiLight	1.8604	1.6231	-12.76%
	<b>Average</b>	<b>3.6336</b>	<b>3.4855</b>	<b>-9.52%</b>

Dat Thanh Nguyen, Maurice Quach, Giuseppe Valenzise, Pierre Duhamel. Lossless Coding of Point Cloud Geometry using a Deep Generative Model. *IEEE Transactions on Circuits and Systems for Video Technology*, 2021  
 Dat Thanh Nguyen, Maurice Quach, Giuseppe Valenzise, Pierre Duhamel. Multiscale deep context modeling for lossless point cloud geometry compression. *IEEE International Conference on Multimedia & Expo Workshops (ICMEW)*, Jul 2021, Shenzhen (virtual), China.

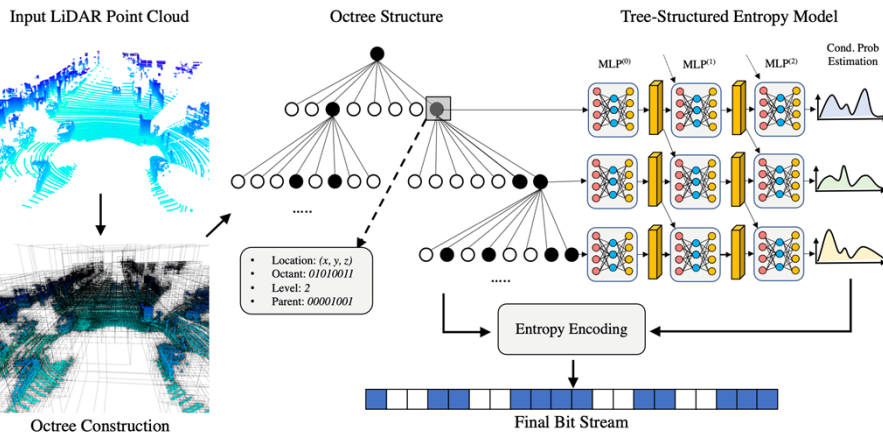




- $x_i$ : occupancy of a node (1 byte)
- $\mathbf{x} = [x_1, x_2, \dots, x_n]$ : octree structure
- $p(\mathbf{x})$ : real occupancy distribution
- $q(\mathbf{x})$ : estimated distribution
- **Goal: minimize CE**  
 $H(p, q) = \mathbb{E}_{\mathbf{x} \sim p} [-\log_2 q(\mathbf{x})]$

L. Huang, S. Wang, K. Wong, J. Liu and R. Urtasun, "OctSqueeze: Octree-Structured Entropy Model for LIDAR Compression," 2020 IEEE/CVF Conference on Computer Vision and Pattern Recognition (CVPR), 2020, pp. 1310-1320

# OCTSQUEEZE



• **Factorize  $q(\mathbf{x})$  as**

$$q(\mathbf{x}) = \prod_i q_i(x_i | \mathbf{x}_{an(i)}, \mathbf{c}_i; \mathbf{w})$$

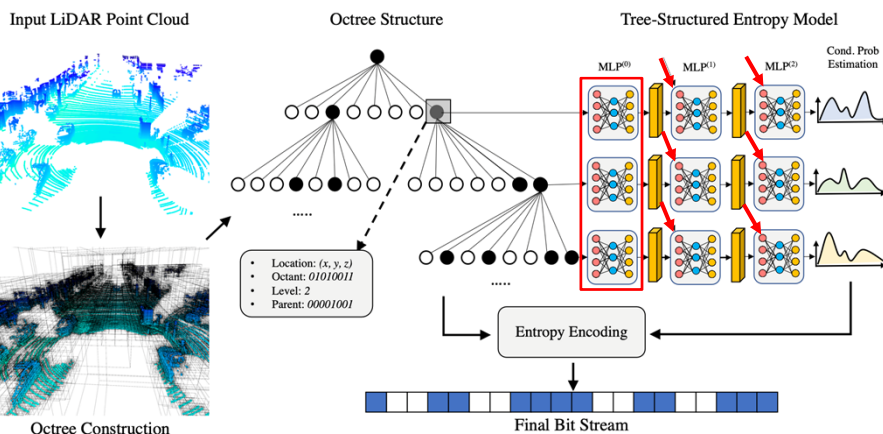
where:

- $\mathbf{x}_{an}$  is a set of ancestor nodes
- $\mathbf{c}_i$  is additional context (spatial location, level in the octree, etc.)

L. Huang, S. Wang, K. Wong, J. Liu and R. Urtasun, "OctSqueeze: Octree-Structured Entropy Model for LiDAR Compression," 2020 IEEE/CVF Conference on Computer Vision and Pattern Recognition (CVPR), 2020, pp. 1310-1320



# OCTSQUEEZE



• **Estimation of conditional probabilities  $q(x_i)$**

1. **Embedding of the current node using MLP**  

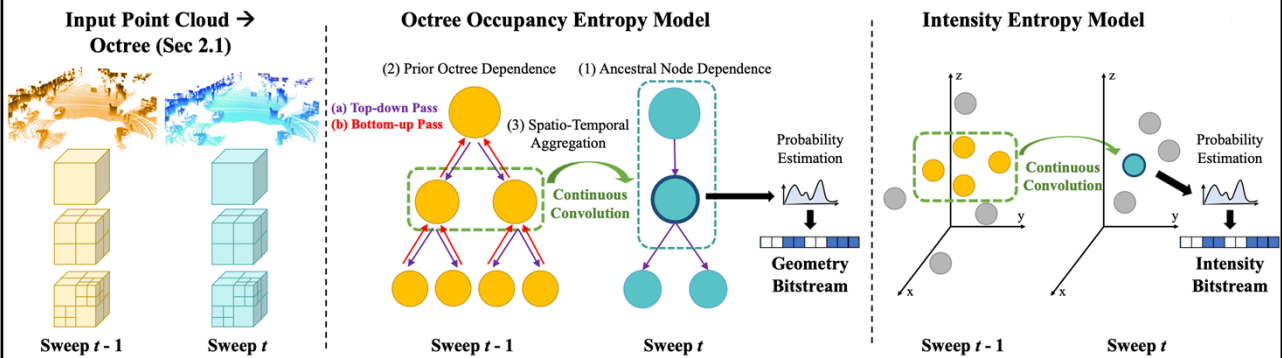
$$\mathbf{h}_i^{(0)} = \text{MLP}^{(0)}(\mathbf{c}_i)$$
2. **Adding the information of previous encoded nodes through parent**  

$$\mathbf{h}_i^{(k)} = \text{MLP}^{(k)}([\mathbf{h}_i^{(k-1)}, \mathbf{h}_{pa(i)}^{(k-1)}])$$

L. Huang, S. Wang, K. Wong, J. Liu and R. Urtasun, "OctSqueeze: Octree-Structured Entropy Model for LiDAR Compression," 2020 IEEE/CVF Conference on Computer Vision and Pattern Recognition (CVPR), 2020, pp. 1310-1320



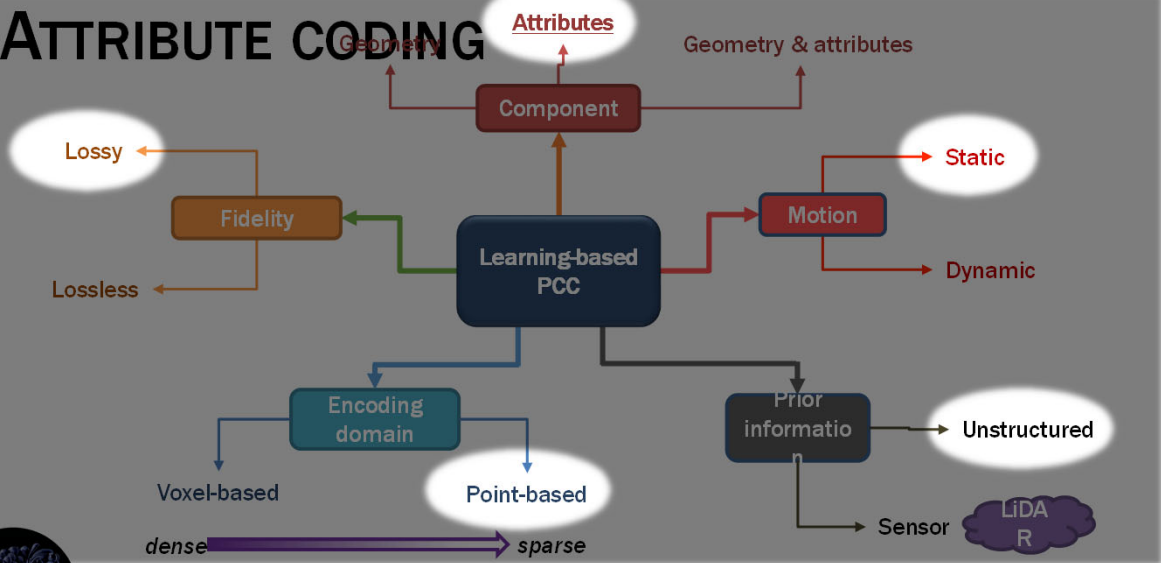
# EXTENSION TO DYNAMIC POINT CLOUDS AND ATTRIBUTES



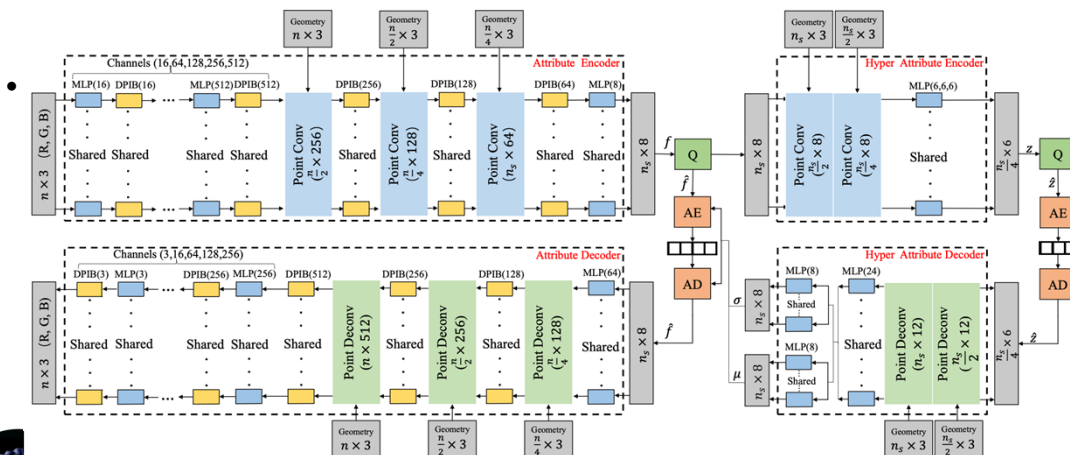
Biswas, S., Liu, J., Wong, K., Wang, S. and Urtasun, R., 2020. MuSCL: Multi Sweep Compression of LIDAR using Deep Entropy Models. *Advances in Neural Information Processing Systems*, 33.



# ATTRIBUTE CODING



# DEEP-PCAC



X. Sheng, L. Li, D. Liu, Z. Xiong, Z. Li and F. Wu, "Deep-PCAC: An End-to-End Deep Lossy Compression Framework for Point Cloud Attributes," in IEEE Transactions on Multimedia, doi: 10.1109/TMM.2021.3086711.



## TAKE-AWAY ON LEARNING-BASED PCC

- Significantly inspired by recent advances in 2D learning-based compression
  - VAE, generative models (auto-regressive)
- Mainly two kinds of encoding backbones employed
  - Voxel-based convolution (sparse convolution possible)
  - Point-based (PointNet/PointNet++) convolution
- Geometry (occupancy) coding is cast as a classification problem
  - Adapting to varying spatial density is fundamental

• Done on dynamic PCs

• AR scans: special case



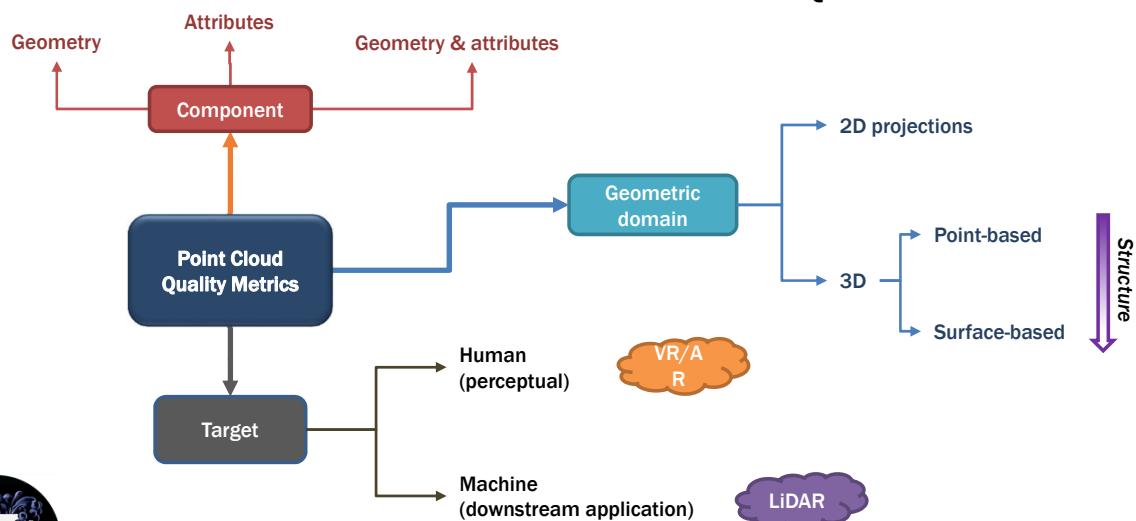


# QUALITY ASSESSMENT AND BENCHMARK

- Objective quality metrics
- Performance of PC codecs

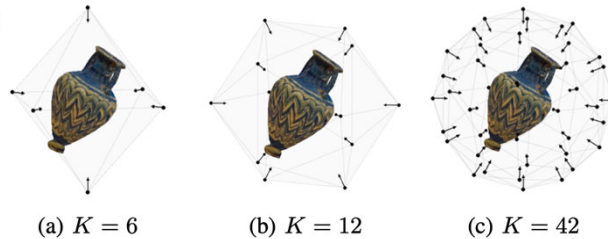


## APPROACHES TO ASSESS POINT CLOUD QUALITY



## 2D PROJECTION-BASED APPROACH

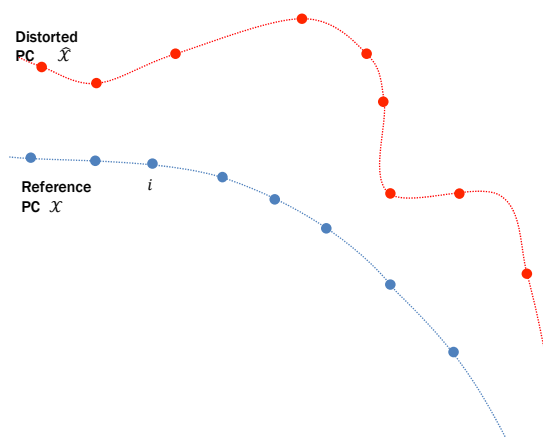
- Same principle as V-PCC
  - Joint geometry & texture
  - Use conventional 2D quality metrics on views
  - Fuse the score!
- Well-correlated w/

(a)  $K = 6$ (b)  $K = 12$ (c)  $K = 42$ 

Torlig, E.M., Alexiou, E., Fonseca, T.A., de Queiroz, R.L. and Ebrahimi, T., 2018, September. A novel methodology for quality assessment of voxelized point clouds. In *Applications of Digital Image Processing XLJ* (Vol. 10752, p. 1075201). International Society for Optics and Photonics.  
E. Alexiou and T. Ebrahimi, "Exploiting user interactivity in quality assessment of point cloud imaging," 2019 Eleventh International Conference on Quality of Multimedia Experience (QoMEX), 2019, pp. 1-6



## 3D DISTANCE METRICS

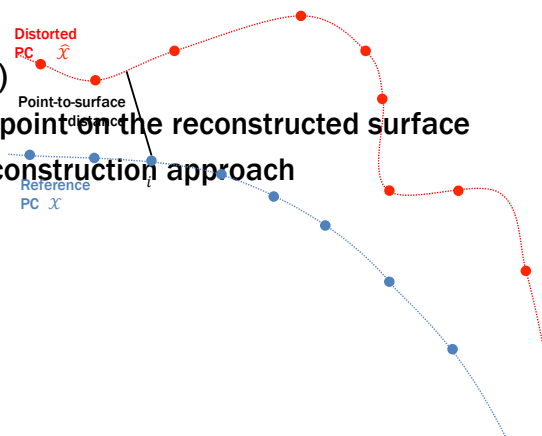


D. Tian, H. Ochimizu, C. Feng, R. Cohen and A. Vetro, "Geometric distortion metrics for point cloud compression," 2017 IEEE International Conference on Image Processing (ICIP), 2017, pp. 3460-3464



## 3D DISTANCE METRICS

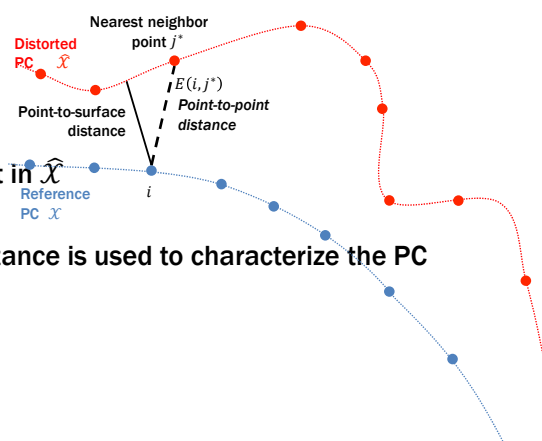
- Point-to-surface (a.k.a. cloud-to-mesh)
  - For each point in  $\mathcal{X}$ , find the nearest point on the reconstructed surface
  - Heavily dependent on the surface reconstruction approach
  - Difficult to use for PC compression



D. Tian, H. Ochimizu, C. Feng, R. Cohen and A. Vetro, "Geometric distortion metrics for point cloud compression" 2017 IEEE International Conference on Image Processing (ICIP), 2017, pp. 3464

## 3D DISTANCE METRICS

- Point-to-surface (a.k.a. cloud-to-mesh)
- Point-to-point (a.k.a. cloud-to-cloud)
  - For each point in  $\mathcal{X}$ , find the nearest point in  $\hat{\mathcal{X}}$
  - Euclidean distance in the 3D space
  - The average or maximum (Hausdorff) distance is used to characterize the PC distortion
  - Fails to account for surface structures

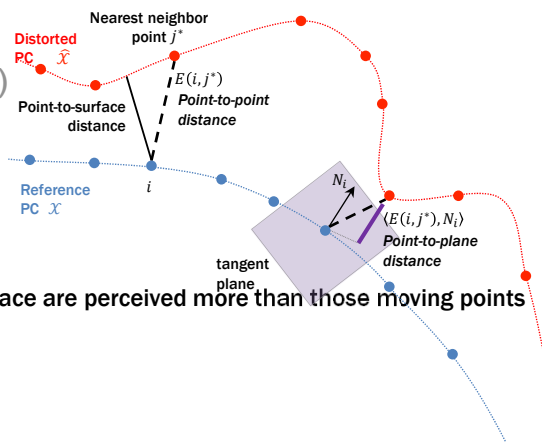


D. Tian, H. Ochimizu, C. Feng, R. Cohen and A. Vetro, "Geometric distortion metrics for point cloud compression" 2017 IEEE International Conference on Image Processing (ICIP), 2017, pp. 3464

# 3D DISTANCE METRICS

- Point-to-surface (a.k.a. cloud-to-mesh)
- Point-to-point (a.k.a. cloud-to-cloud)
- Point-to-plane

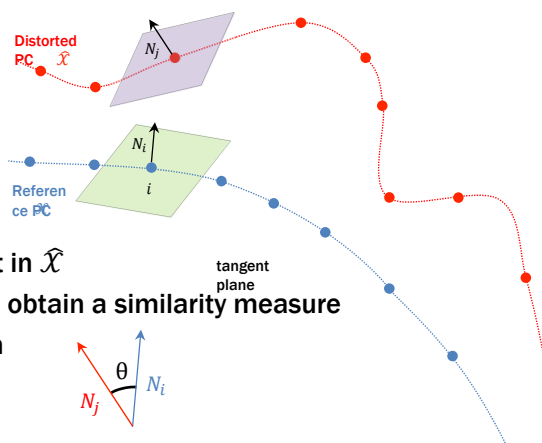
- For each point in  $\mathcal{X}$ , find the nearest point in  $\hat{\mathcal{X}}$
- Project the error vector on the local normal
- Errors that push points away from the local surface are perceived more than those moving points along the surface
- Approximate the local surface with a plane



# 3D DISTANCE METRICS

- Point-to-surface (a.k.a. cloud-to-mesh)
- Point-to-point (a.k.a. cloud-to-cloud)
- Point-to-plane
- Plane-to-plane

- For each point in  $\mathcal{X}$ , find the nearest point in  $\hat{\mathcal{X}}$
- Compare the normals at the two points to obtain a similarity measure
- Better correlations on octree compression



## 3D DISTANCE METRICS

- Point-to-Point → D1 metric
- Point-to-Plane → D2 metric

- Error pooling
  - Mean squared error

$$MSE_{\mathcal{X},\hat{\mathcal{X}}}^{D_1} = \frac{1}{n_{\mathcal{X}}} \sum_{v_i \in \mathcal{X}} \|E(i,j)\|_2^2$$

$$MSE_{\mathcal{X},\hat{\mathcal{X}}}^{D_2} = \frac{1}{n_{\mathcal{X}}} \sum_{v_i \in \mathcal{X}} \|E(i,j) \cdot N_i\|_2^2$$

- **Asymmetric!**

$$MSE_{\mathcal{X},\hat{\mathcal{X}}} \neq MSE_{\hat{\mathcal{X}},\mathcal{X}}$$

Typical symmetrization:  $MSE_{\text{sym}}(\mathcal{X},\hat{\mathcal{X}}) = \max(MSE_{\mathcal{X},\hat{\mathcal{X}}}, MSE_{\hat{\mathcal{X}},\mathcal{X}})$



## PSNR FOR GEOMETRY METRICS

- Traditionally, the Peak Signal-to-Noise Ratio is used in 2D image/video

$$PSNR_{\text{sym}}(\mathcal{X},\hat{\mathcal{X}}) = 10 \log_{10} \frac{p^2}{MSE_{\text{sym}}(\mathcal{X},\hat{\mathcal{X}})}$$

- Normalization w.r.t. peak value  $p$ 
  - The peak value should represent the energy of a pure noise signal
  - Easy to define for intensity, not for geometry...
  - Signal dependent
- Several solutions
  - For a voxelized PC with  $b$  bit-depth precision,  $p = 2^b - 1$
  - Diagonal distance of bounding box
  - *Intrinsic resolution* (max or avg nearest neighbor distance)

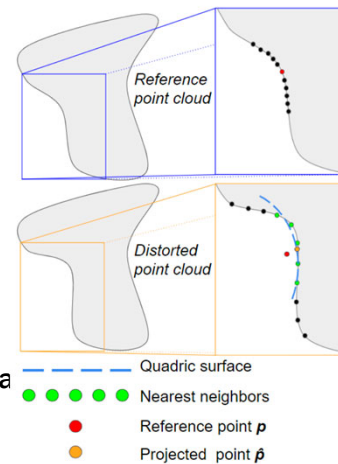


D. Tian, H. Ochimizu, C. Feng, R. Cohen and A. Vetro, "Geometric distortion metrics for point cloud compression," 2017 IEEE International Conference on Image Processing (ICIP), 2017, pp. 3460-3464  
 A. Javaheri, C. Brites, F. Pereira and J. Ascenso, "Improving PSNR-Based Quality Metrics Performance For Point Cloud Geometry," IEEE International Conference on Image Processing (ICIP), 2020, pp. 3438-3442



## 3D METRICS FOR GEOMETRY AND ATTRIBUTES

- Example: **PCQM**
  - quadric approximation for point matching (point-to-surface)
- Geometry-based features
  - Curvature comparison, contrast and structure
- Color-based features
  - Lightness comparison, contrast and structure
  - Chroma, hue comparison
- Linear combination of the features to obtain the global qua



G. Meynet, Y. Nehmé, J. Digne and G. Lavoué, "PCQM: A Full-Reference Quality Metric for Colored 3D Point Clouds," Twelfth International Conference on Quality of Multimedia Experience (QoMEX), 2020, pp. 1-6



## PERFORMANCE OF PC QUALITY METRICS

### Alexiou et al.<sup>1</sup>

- 54 stimuli
- 20 subjects
- compression artifacts

### SJTU dataset<sup>2</sup>

- 420 stimuli
- 64 subjects
- compression, noise, subsampling

	Inanimate objects				Human bodies			
	PCC	SROCC	RMSE	OR	PCC	SROCC	RMSE	OR
po2pointMSE	0.740	0.769	0.812	0.889	0.732	0.789	0.621	0.778
po2pointHausdorff	0.735	0.758	0.819	0.889	0.732	0.781	0.621	0.778
po2planeMSE	0.692	0.684	0.872	0.889	0.717	0.762	0.636	<b>0.741</b>
po2planeHausdorff	0.732	0.701	0.824	0.889	0.734	0.788	0.620	0.778
pl2planeRMS	0.668	0.723	0.900	0.778	<b>0.782</b>	<b>0.813</b>	<b>0.568</b>	<b>0.741</b>
pl2planeMSE	0.664	0.723	0.903	0.815	<b>0.782</b>	<b>0.813</b>	<b>0.568</b>	<b>0.741</b>
Color - PSNR <sub>YUV</sub>	0.791	0.751	0.739	0.778	0.668	0.618	0.678	<b>0.741</b>
PSNR	0.739	0.672	0.814	0.704	0.740	0.771	0.613	0.815
SSIM	0.823	0.817	0.686	0.741	0.619	0.600	0.716	0.889
MS-SSIM	<b>0.884</b>	<b>0.855</b>	<b>0.566</b>	<b>0.630</b>	0.727	0.757	0.626	0.852
VIFP	0.693	0.645	0.871	0.778	0.662	0.566	0.683	0.778

### 3D metrics

Model	PLCC	SROCC	RMSE
MSE-p2point	0.0466	0.7009	2.4081
MSE-p2plane	0.0462	0.6881	2.4081
Hausdorff-p2point	0.6548	0.6189	1.8221
Hausdorff-p2plane	0.6325	0.6233	1.8673
PSNR-MSE-p2point	0.6699	0.7181	1.7898
PSNR-MSE-p2plane	0.6270	0.6669	1.8779
PSNR-Hausdorff-p2point	0.5988	0.5831	1.9307
PSNR-Hausdorff-p2plane	0.6129	0.5983	1.9048
PSNR-YUV	0.6311	0.6207	1.8701
PCQM	<b>0.8603</b>	<b>0.8465</b>	<b>1.2291</b>
Proposed	0.6076	0.6020	1.8635



<sup>1</sup>E. Alexiou and T. Ebrahimi, "Exploiting user interactivity in quality assessment of point cloud imaging," 2019 Eleventh International Conference on Quality of Multimedia Experience (QoMEX), 2019, pp. 1-6  
<sup>2</sup>Q. Yang, H. Chen, Z. Ma, Y. Xu, R. Tang and J. Sun, "Predicting the Perceptual Quality of Point Cloud: A 3D-to-2D Projection-Based Exploration," in IEEE Transactions on Multimedia, Oct. 2020



## PERFORMANCE OF PC QUALITY METRICS

### Alexiou et al.<sup>1</sup>

- 54 stimuli
- 20 subjects
- compression artifacts

### SJTU dataset<sup>2</sup>

- 420 stimuli
- 64 subjects
- compression, noise, subsampling

	Inanimate objects				Human bodies			
	PCC	SROCC	RMSE	OR	PCC	SROCC	RMSE	OR
po2pointMSE	0.740	0.769	0.812	0.889	0.732	0.789	0.621	0.778
po2pointHausdorff	0.735	0.758	0.819	0.889	0.732	0.781	0.621	0.778
po2planeMSE	0.692	0.684	0.872	0.889	0.717	0.762	0.636	<b>0.741</b>
po2planeHausdorff	0.732	0.701	0.824	0.889	0.734	0.788	0.620	0.778
pl2planeRMS	0.668	0.723	0.900	0.778	<b>0.782</b>	<b>0.813</b>	<b>0.568</b>	<b>0.741</b>
pl2planeMSE	0.664	0.723	0.903	0.815	<b>0.782</b>	<b>0.813</b>	<b>0.568</b>	<b>0.741</b>
Color - PSNR <sub>YUV</sub>	0.791	0.751	0.739	0.778	0.668	0.618	0.678	<b>0.741</b>
PSNR	0.739	0.672	0.814	0.704	0.740	0.771	0.613	0.815
SSIM	0.823	0.817	0.686	0.741	0.619	0.600	0.716	0.889
MS-SSIM	<b>0.884</b>	<b>0.855</b>	<b>0.566</b>	<b>0.630</b>	0.727	0.757	0.626	0.852
VIFP	0.693	0.645	0.871	0.778	0.662	0.566	0.683	0.778

### 2D metrics

Model	MOS		
	PLCC	SROCC	RMSE
PSNR	0.2481	0.2512	2.3354
PSNR-HVS-M	0.2382	0.2615	2.3413
SSIM	0.3654	0.2789	2.2440
MS-SSIM	0.3659	0.2592	2.2437
IW-SSIM	0.4339	0.3285	2.1720
FSIM	0.3196	0.3019	2.2843
VIF	0.5243	0.5647	2.0653
NIQE	0.3262	-0.1149	2.2788
IL-NIQE	0.2703	-0.0478	2.3210
OG-IQA	0.1163	0.0214	2.3943
Proposed	<b>0.6076</b>	<b>0.6020</b>	<b>1.8635</b>



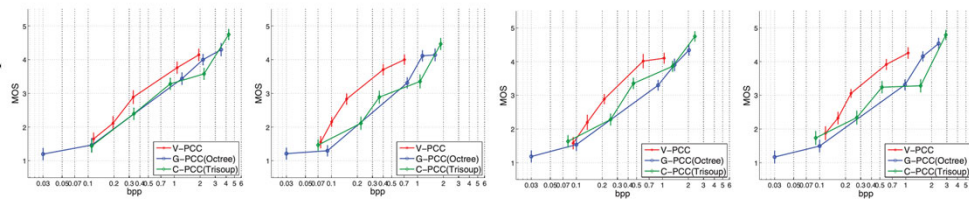
<sup>1</sup>E. Alexiou and T. Ebrahimi, "Exploiting user interactivity in quality assessment of point cloud imaging," 2019 Eleventh International Conference on Quality of Multimedia Experience (QoMEX), 2019, pp. 1-6  
<sup>2</sup>Q. Yang, H. Chen, Z. Ma, Y. Xu, R. Tang and J. Sun, "Predicting the Perceptual Quality of Point Cloud: A 3D-to-2D Projection-Based Exploration," in IEEE Transactions on Multimedia, Oct. 2020

## QUALITY ASSESSMENT AND BENCHMARK

- Objective quality metrics
- Performance of PC codecs



# PERFORMANCE ASSESSMENT: G-PCC vs. V-PCC

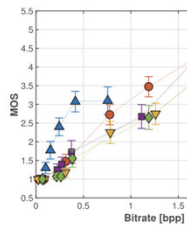


(a) Long Dress

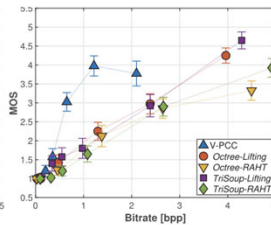
(b) Loot

(c) Soldier

(d) Red and Black



(e) loot



(f) longdress



S. Perry et al., "Quality Evaluation Of Static Point Clouds Encoded Using MPEG Codescs," 2020 IEEE International Conference on Image Processing (ICIP), 2020, pp. 3428-3432, doi: 10.1109/ICIP40778.2020.9191308.

Alexiou, E., Viola, I., Borges, T., Fonseca, T., De Queiroz, R., & Ebrahimi, T. (2019). A comprehensive study of the rate-distortion performance in MPEG point cloud compression. *APSIPA Transactions on Signal and Information Processing*, 8, E27. doi:10.1017/ATSIP.2019.20



# PERFORMANCE ASSESSMENT: G-PCC vs. V-PCC

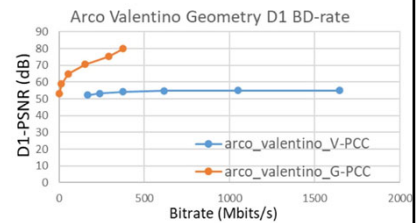


Façade

Arco Valentino

House without a roof

- Objects (sparse to dense, 11-20 bits per coordinate)

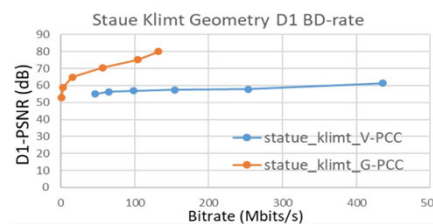


Egyptian mask

Shiva

Klimt statue

Frog



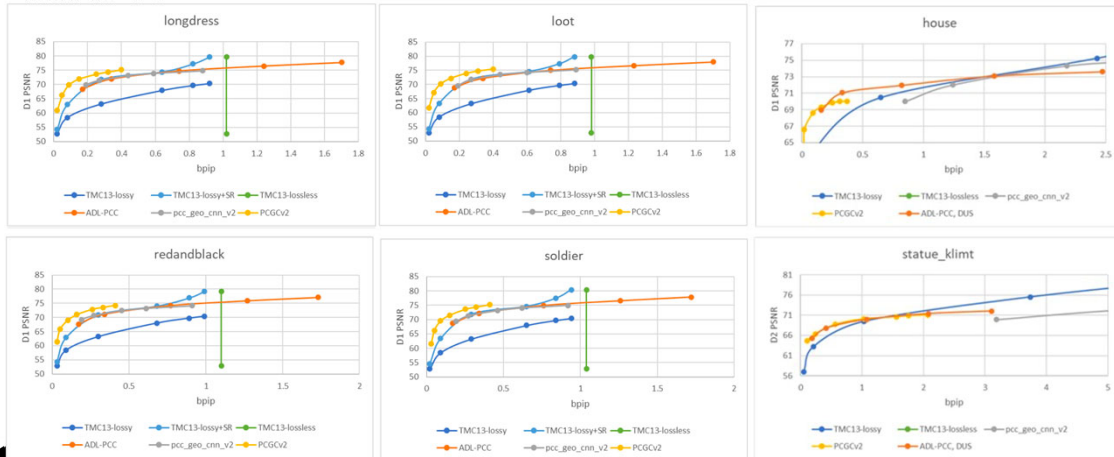
C. Cao, M. Preda, V. Zakharchenko, E. S. Jang and T. Zaharia, "Compression of Sparse and Dense Dynamic Point Clouds—Methods and Standards," in Proceedings of the IEEE, vol. 109, no. 9, pp. 1537-1558, Sept. 2021.





# GEOMETRY CODING: LEARNING-BASED CODECS VS.


## MPEG




MPEG 3DGC, Performance analysis of currently AI-based available solutions for PCC, ISO/IEC JTC 1/SC 29/WG 7 N233, October 2021




# LEARNING-BASED GEOMETRY CODECS: QUALITATIVE RESULTS




uncompressed



GPCC (TMC13v14)  
0.28 bpp  
D1-PSNR: 63.21 dB  
D2-PSNR: 68.46 dB



Quach et al. (2020)  
0.27 bpp  
D1-PSNR: 71.41 dB  
D2-PSNR: 74.99 dB



Wang et al. (2021)  
0.25 bpp  
D1-PSNR: 73.60 dB  
D2-PSNR: 77.41 dB



MPEG 3DGC, Performance analysis of currently AI-based available solutions for PCC, ISO/IEC JTC 1/SC 29/WG 7 N233, October 2021

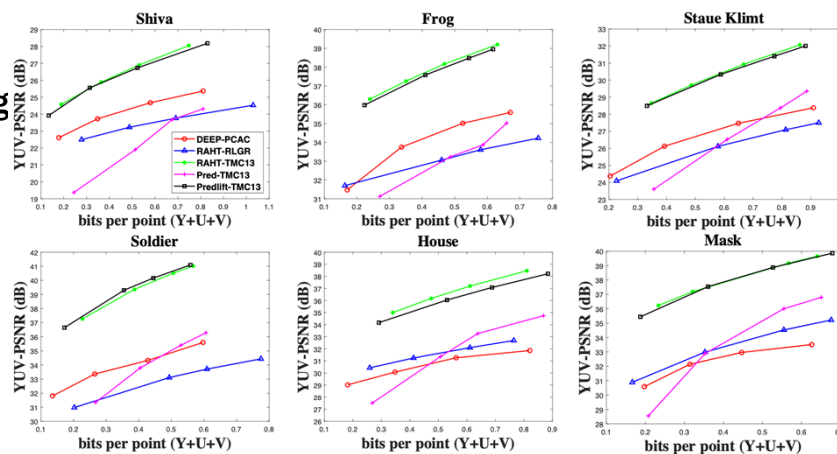
Maurice Quach, Giuseppe Valenzise, Frédéric Dufaux, Improved Deep Point Cloud Geometry Compression. *IEEE International Workshop on Multimedia Signal Processing (MMSp'2020)*, Sep 2020, Tampere, Finland.

J. Wang, D. Ding, Z. Li and Z. Ma, "Multiscale Point Cloud Geometry Compression," *Data Compression Conference (DCC)*, 2021.



## ATTRIBUTE CODING: LEARNING-BASED METHODS VS. MPEG

- Still lagg



X. Sheng, L. Li, D. Liu, Z. Xiong, Z. Li and F. Wu, "Deep-PCAC: An End-to-End Deep Lossy Compression Framework for Point Cloud Attributes," in IEEE Transactions on Multimedia, doi: 10.1109/TMM.2021.3086711.



## TAKE-AWAY ON PC QUALITY ASSESSMENT AND PCC BENCHMARK

- Quality metrics
  - 2D metrics appropriate for dense PC and distortions that do not significantly change density
  - Point-to-point easier to embed in end-to-end learning-based codecs
  - *No clear consensus on which is the good metric to use!*
- Benchmark of PC coding approaches
  - V-PCC outperforms G-PCC (only) on dense point clouds
  - Voxel-based VAE coding methods achieve state-of-the-art performance in coding geometry of dense PC
  - MPEG codecs achieve state-of-the-art performance on attribute compression




# TRENDS AND SUMMARY



# OPEN CHALLENGES IN POINT CLOUD CODING AND QUALITY ASSESSMENT

- Capture the underlying geometric structure
  - Variable spatial density
  - Extremely sparse sampling
  - Prior information: joint semantic interpretation and coding?
  - Modeling the acquisition
  - Perceptual loss?
- Joint geometry and attribute coding
  - Interdependence
- Perceptual quality assessment
  - Methodologies
  - Large dataset construction



# Q&A



giuseppe.valenzise@centralesupelec.fr



# Immersive 3D HDR visualisation

Ific Goudé, Rémi Cozot (speaker)


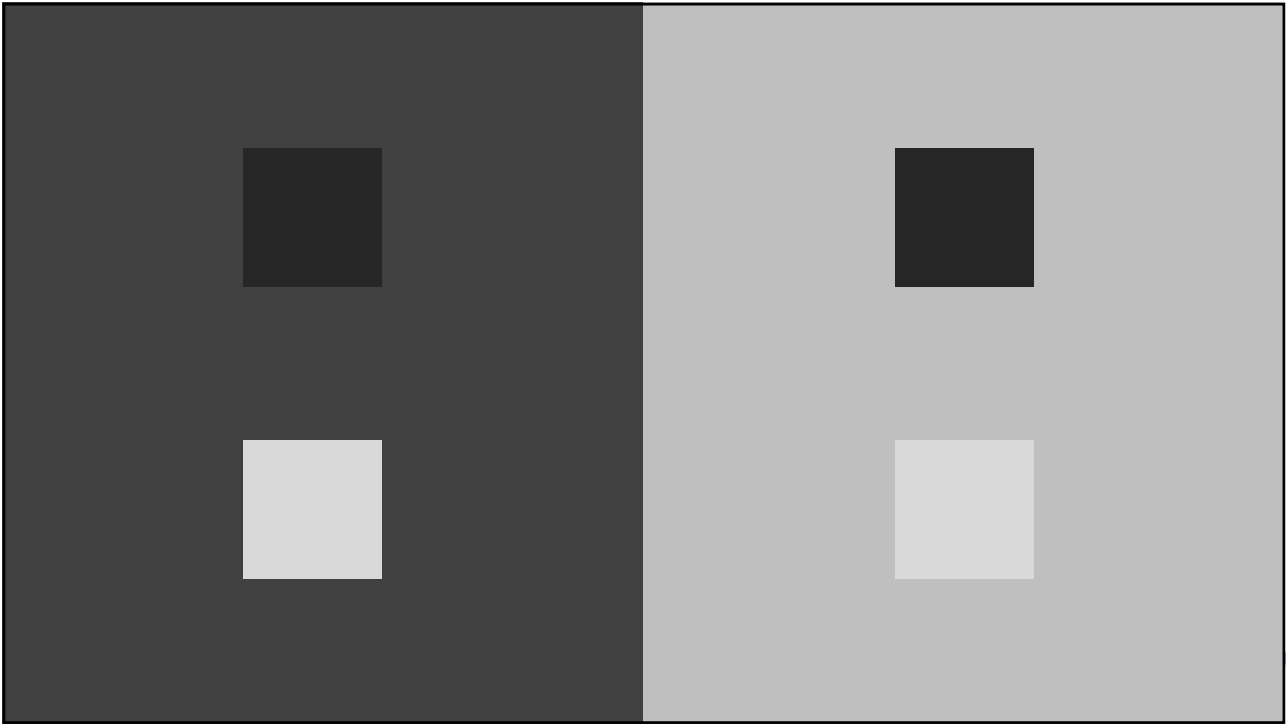


- **Evaluation of lightness and color perception on HMDs**
- **A TMO for visualization of HDR panoramas on HMDs**
- **A TMO for HDR 3D scenes**




# Human eye perception on Head Mounted Display






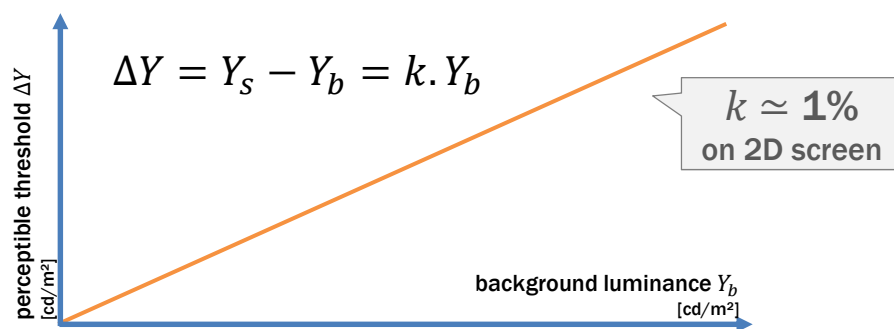








The minimal perceptible threshold is proportional to the background luminance



## The derivate of the response relative to the luminance: lightness

$$\frac{dL}{dY}(Y_b) = \frac{1}{\Delta Y(Y_b)}$$

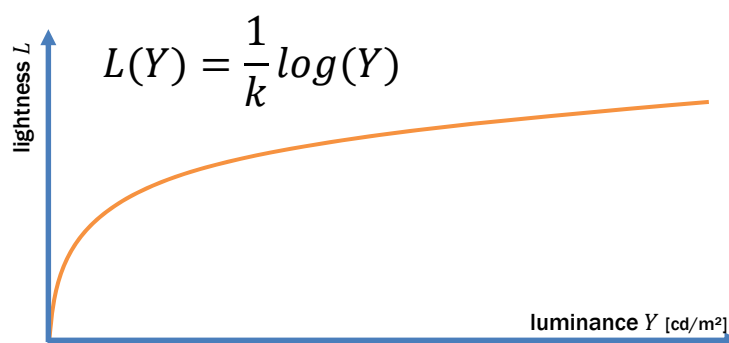
$$L(Y_b) = \int_0^{Y_b} \frac{1}{\Delta Y(Y_b)} dY$$


Weber:  $\Delta Y = kY_b$

$$L(Y_b) = \int \frac{1}{kY_b} dY_b = \frac{1}{k} \times \log(Y_b) + a$$



## Our sensitive response is logarithmic






## Do we have the same perception on HMD?

- Linearly proportional to the background?
- Logarithmic response?
- Same constant factor?
  - $k \simeq 1\%$  for screen visualization



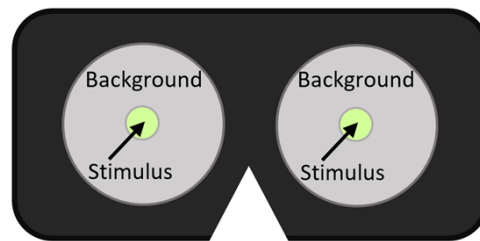
# Lightness perception on HMD

**CIECAM02**

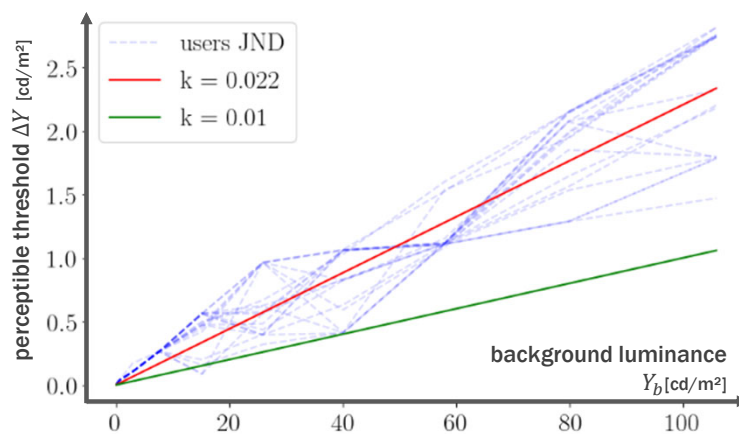


- Stimulus: 2° / 4°
- Background: 20°
- Surround: Field of view

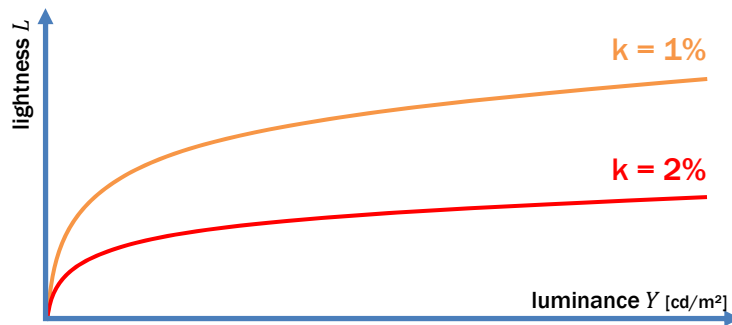
**HMD**



- Stimulus: 2° / 4°
- Background: 100° (HMD FoV)
- Surround: ~~None~~



## The sensitive response is still logarithmic



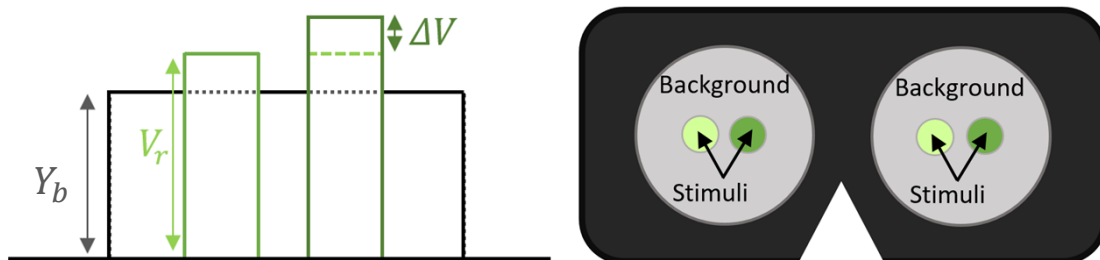
Stimulus is perceptible on 2D screen

1%

Not anymore on HMD



- Comparing two stimuli for a solid background



### Fechner (1860)

$$- L = \frac{1}{k} \log(Y) + a$$

### CIELAB (1976)

$$- L^* = 116 f\left(\frac{Y}{Y_n}\right) - 16$$

$$\text{with } f(t) = \begin{cases} t^{1/3} & \text{si } t < \left(\frac{6}{29}\right)^3 \\ \frac{1}{3} \left(\frac{29}{6}\right)^2 t + \frac{4}{29} & \text{sinon} \end{cases}$$

### CIECAM02 (2002)

$$- J = 100 \left(\frac{A}{A_w}\right)^{c.z}$$

$$\text{with } z = 1.48 + \sqrt{\frac{Y_b}{Y_w}}, \text{ and } c = \begin{cases} 0.525 & \text{for Dark env} \\ 0.590 & \text{for Dim env} \\ 0.690 & \text{for Avg env} \end{cases}$$



# Visualization conditions

## CIECAM02

$$-J = 100 \left( \frac{A}{A_w} \right)^{c_L \cdot z}$$



## HMDCAM

$$-J = 100 \left( \frac{A}{A_w} \right)^{c_L \cdot z}$$



AGENCI NATIONAL

ANR

PRODUCTIONS

LRC CEA DIGIT

L'Élysée

IRISA

IRISA

- $$J = 100 \left( \frac{A}{A_w} \right)^{c_L \cdot z} \quad \text{with } z = 1.48 + \sqrt{\frac{Y_b}{Y_w}}, \quad \text{and } c_L = \frac{c_r \cdot \Delta Y_a |_{Y_a=50}}{\Delta Y_a}$$
- $$\Delta Y_a = 1.88 Y_a^{0.23} - 7.24 Y_a^{0.11} + 8.26$$
- $$Y_a = F \cdot Y_b + 0.2 (1 - F) Y_{d_{max}}$$
- $$F = \begin{cases} 0.7379 + 0.392 (1 - \exp(0.0221 Y_b)), & \text{if } Y_b < 50 \text{ cd/m}^2 \\ 1, & \text{otherwise} \end{cases}$$
- $$r = \frac{0.01}{k}$$
- $$k = 0.022$$



AGENCI NATIONAL

ANR

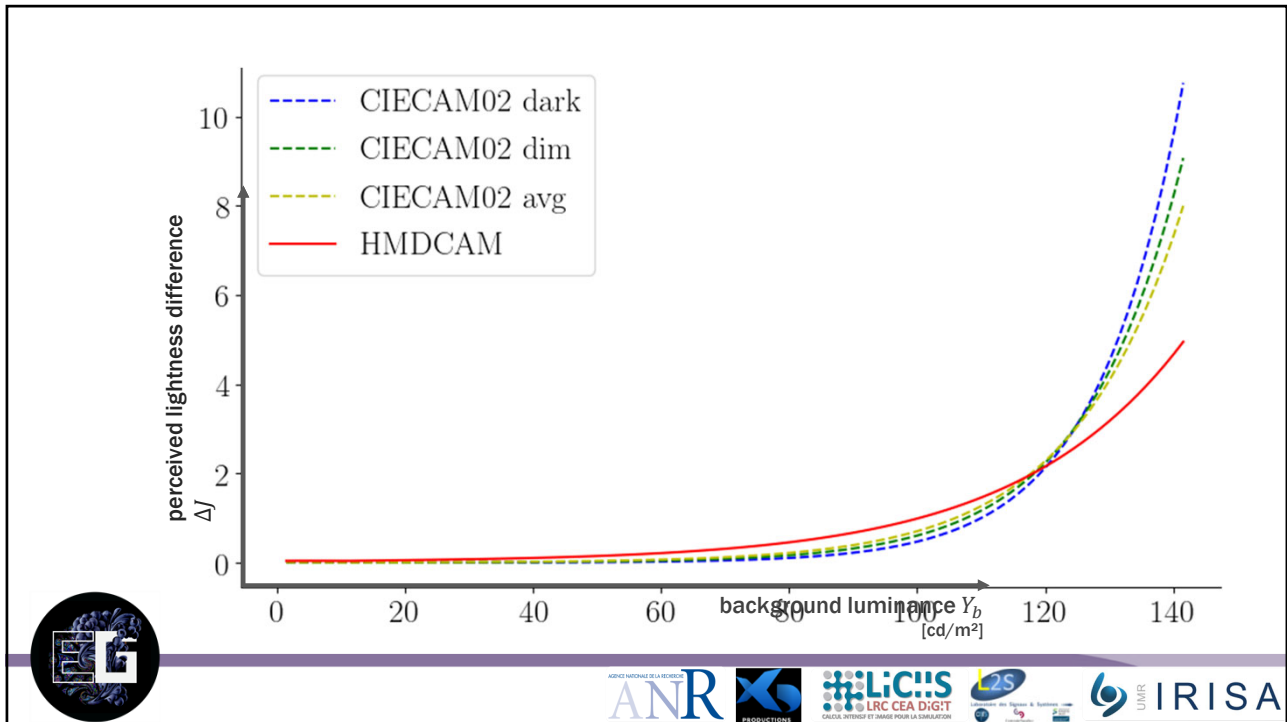
PRODUCTIONS

LRC CEA DIGIT

L'Élysée

IRISA

IRISA



## Error of the estimated perception for luminance and color [Goude20]

Background luminance [cd/m <sup>2</sup> ]	15	50	90	125
CIECAM02 (avg) error [%]	13.1	18.9	17.3	9.7
HMDCAM error [%]	<b>3.8</b>	<b>7.1</b>	<b>8.2</b>	<b>5.2</b>
Color	Red	Green	Blue	Yellow
CIECAM02 (avg) error [%]	1.3	0.6	3.2	5.3
HMDCAM error [%]	<b>0.7</b>	<b>0.5</b>	<b>1.7</b>	<b>2.8</b>



- Evaluation of lightness and color perception on HMDs
- A TMO for visualization of HDR panoramas on HMDs
- A TMO for HDR 3D scenes



## Tone Mapping High Dynamic Range 3D point cloud



## HDR viewport



## Viewport TMO [Reinhard02]

- $\bar{L}_w(t) = \frac{1}{N} \exp(\sum_{x,y} \log(Y_w(x, y, t) + \delta))$

- $L(x, y, t) = \frac{a}{\bar{L}_w(t)} Y_w(x, y, t)$

$\bar{L}_w$  is the key-value  
 $a$  is a user-defined  
 parameter

- $Y_d(x, y, t) = \frac{L(x, y, t) \times \left(1 + \frac{L(x, y, t)}{Y_{wmax}(t)^2}\right)}{1 + L(x, y, t)}$



## Viewport TMO



ANR



L2S  
LRC CEA DIGIT  
CALCUL INTÉGRÉ ET JAMES POUR LA SIMULATION



IRISA

### Viewport TMO + eye adaptation [Yu15]

- $\bar{L}'_w(t) = \tau \cdot \bar{L}_w(t) + (1 - \tau) \cdot \bar{L}'_w(t - 1)$
- $Y'_{w_{max}}(t) = \tau \cdot Y_{w_{max}}(t) + (1 - \tau) \cdot Y'_{w_{max}}(t - 1)$
- $L(x, y, t) = \frac{a}{\bar{L}'_w(t)} L_w(x, y, t)$
- $Y_d(x, y, t) = \frac{L(x, y, t) \times \left(1 + \frac{L(x, y, t)}{Y'_{w_{max}}(t)^2}\right)}{1 + L(x, y, t)}$



ANR



L2S  
LRC CEA DIGIT  
CALCUL INTÉGRÉ ET JAMES POUR LA SIMULATION




IRISA

## Viewport TMO + eye adaptation



## Viewport TMO + eye adaptation

– Spatial coherency is not preserved



## Global TMO



AGENCE NATIONALE DE LA RECHERCHE  
ANR

PRODUCTIONS

LICHS  
LRC CEA DIGIT  
CALCUL INTÉGRÉ ET IMAGE POUR LA SIMULATION

L2S  
Laboratoire des Systèmes & Systèmes

UMR IRISA

## Global TMO [Ward97]

- The Cumulative Distribution Function of the log-luminance histogram

$$P(\log(Y_w(x, y)))$$

- Histogram ceiling based on our HMDCAM

- Scaled in the dynamic range of the display

$$Y_d(x, y) = e^{\ln(Y_{dmin}) + (\ln(Y_{dmax}) - \ln(Y_{dmin})) \times P(Y_w(x, y))}$$



AGENCE NATIONALE DE LA RECHERCHE  
ANR


PRODUCTIONS

LICHS  
LRC CEA DIGIT  
CALCUL INTÉGRÉ ET IMAGE POUR LA SIMULATION

L2S  
Laboratoire des Systèmes & Systèmes

UMR IRISA

## Global TMO



ANR



LiCIS  
LRC CEA DIGIT



IRISA

UNIR

## HMD-TMO [Goude19]

- Linear combination of both **Viewport** and **Global TMOs** in the logarithmic domain

- $$Y_d(x, y, t) = \alpha \cdot \log(G(x, y)) + (1 - \alpha) \cdot \log(V(x, y, t))$$

$\alpha$  is a user-defined weight

- $$Y_d(x, y, t) = G(x, y)^\alpha \times V(x, y, t)^{1-\alpha}$$



ANR



LiCIS  
LRC CEA DIGIT



IRISA

UNIR

## HMD-TMO



## HMD-TMO

- Spatial coherency is preserved
- Viewport contrasts are enhanced
- Objective metric shows a better TMO quality



	[Reinhard02]	[Ward97]	[Yu15]	HMD-TMO [Goude19]
TMQI quality [TMQI]	0.798	0.854	0.865	<b>0.887</b>



- Evaluation of lightness and color perception on HMDs
- A TMO for visualization of HDR panoramas on HMDs
- A TMO for HDR 3D scenes



Viewport TMO + eye adaptation





## Viewport TMO + eye adaptation

– Spatial coherency is not preserved



ANR

PRODUCTIONS

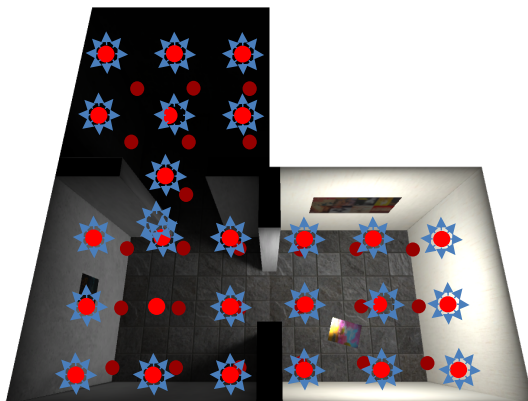
LICHS  
LRC CEA DIGIT  
CALCUL INTÉGRÉ ET IMAGE POUR LA SIMULATION

L2S

UMIR

IRISA

## Global TMO



- What is the dynamic range of a 3D scene?
  - Light field
- Plenoptic function  $L(x, y, z, \theta, \varphi, t)$  [Adelson91]
  - Camera position  $(x, y, z)$
  - Camera orientation  $(\theta, \varphi)$
- To compute in real-time → impossible!



ANR

PRODUCTIONS

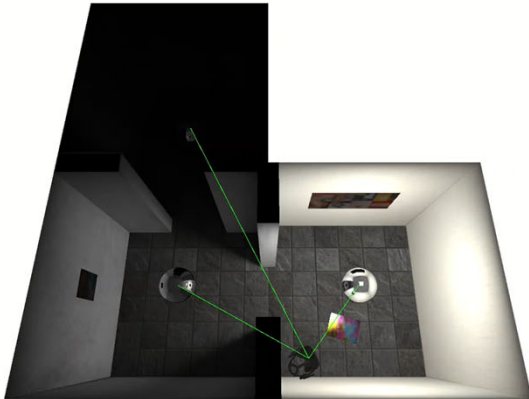
LICHS  
LRC CEA DIGIT  
CALCUL INTÉGRÉ ET IMAGE POUR LA SIMULATION

L2S


UMIR

IRISA

### Global TMO




### 3D-TMO



## 3D-TMO

- Spatial coherency is preserved
- Viewport contrasts are enhanced
- Subjective studies show that our TMO is preferred

Fidelity	[Drago03]	Eye-adaptation (Unity)	3D-TMO [Goude20bis]
Scene 1	6.39 ± 1.82	6.56 ± 1.89	<b>7.50 ± 1.15</b>
Scene 2	6.17 ± 1.69	7.00 ± 1.64	<b>7.39 ± 1.58</b>
Global appreciation	[Drago03]	Eye-adaptation (Unity)	3D-TMO [Goude20bis]
Scene 1	6.83 ± 2.20	6.94 ± 1.66	<b>7.44 ± 1.38</b>
Scene 2	6.28 ± 1.81	7.22 ± 1.86	<b>7.61 ± 1.65</b>



ANR

PRODUCTIONS

LICHS  
LRC CEA DIGIT  
CALCUL INTELLIGENT ET IMAGÉ POUR LA SIMULATION

L2S  
Laboratoire de Systèmes & Systèmes

UMR IRISA

## FUTURE WORK

### For the ReVeRY project

- Combine 3D and HDR reconstruction
- Add multiexposure
- Add time coherence for video

### Other directions

- More general camera configurations



ANR

PRODUCTIONS

LICHS  
LRC CEA DIGIT  
CALCUL INTELLIGENT ET IMAGÉ POUR LA SIMULATION

L2S  
Laboratoire de Systèmes & Systèmes

UMR IRISA