



**HAL**  
open science

# Entanglement of a Laguerre-Gaussian cavity mode with a rotating mirror

M. Bhattacharya, P.-L Giscard, P. Meystre

► **To cite this version:**

M. Bhattacharya, P.-L Giscard, P. Meystre. Entanglement of a Laguerre-Gaussian cavity mode with a rotating mirror. *Physical Review A: Atomic, molecular, and optical physics* [1990-2015], 2008, 77 (1), pp.013827. 10.1103/PhysRevA.77.013827. hal-03660623

**HAL Id: hal-03660623**

**<https://hal.science/hal-03660623>**

Submitted on 6 May 2022

**HAL** is a multi-disciplinary open access archive for the deposit and dissemination of scientific research documents, whether they are published or not. The documents may come from teaching and research institutions in France or abroad, or from public or private research centers.

L'archive ouverte pluridisciplinaire **HAL**, est destinée au dépôt et à la diffusion de documents scientifiques de niveau recherche, publiés ou non, émanant des établissements d'enseignement et de recherche français ou étrangers, des laboratoires publics ou privés.

# Entanglement of a Laguerre-Gaussian cavity mode with a rotating mirror

M. Bhattacharya, P.-L. Giscard, and P. Meystre  
*B2 Institute, Department of Physics and College of Optical Sciences,  
The University of Arizona, Tucson, Arizona 85721*

(Dated: August 2, 2009)

It has previously been shown theoretically that the exchange of linear momentum between the light field in an optical cavity and a vibrating end mirror can entangle the electromagnetic field with the vibrational motion of that mirror. In this paper we consider the rotational analog of this situation and show that radiation torque can similarly entangle a Laguerre-Gaussian cavity mode with a rotating end mirror. We examine the mirror-field entanglement as a function of ambient temperature, radiation detuning and orbital angular momentum carried by the cavity mode.

PACS numbers: 03.65.Ud, 42.50.Pq, 42.50.Lc, 45.20.dc

## I. INTRODUCTION

The optomechanical driving of optical cavities with laser radiation is an experimentally promising method for eliciting quantum mechanical behavior from classical objects [1–5]. In the case of a two-mirror cavity with a perfectly reflecting end-mirror mounted on a cantilever and allowed to vibrate along the cavity axis, laser radiation entering through the slightly transmissive fixed input mirror can both trap and cool the mirror motion, depending on whether it is detuned slightly above or below a cavity resonance [5]. Radiation pressure can thus decrease the number of phonons in the vibrating mirror,

$$n_m = \frac{k_B T_{\text{eff}}}{\hbar \omega_{\text{eff}}}, \quad (1)$$

since cooling lowers the effective temperature of the mirror  $T_{\text{eff}}$  while trapping increases its effective vibration frequency  $\omega_{\text{eff}}$ . A key goal is to achieve  $n_m < 1$ , i.e. to place the mirror near its quantum mechanical ground state. Evidence of reaching that regime could come from measuring  $n_m$ , and a strategy for doing so has recently been proposed [6].

Radiation pressure can play an additional important role as a mechanism for generating entanglement. In addition to its basic interest, quantum entanglement - the existence of correlations disallowed by classical physics between two objects - has been demonstrated to be a valuable resource for quantum information processing tasks such as teleportation and superdense coding (see Ref. [7] and references therein).

It has been shown theoretically that radiation pressure can entangle a light field to a vibrating mirror both in the absence [8] and in the presence [9] of a cavity. It can also entangle two vibrating mirrors, both when they form a cavity [10, 11] and when they do not [12, 13]. A single vibrating mirror can also entangle two [14, 15] or more [16] light fields. The teleportation of quantum states from a light field to a vibrating mirror has been proposed in Ref. [17].

In these proposals the physical mechanism behind the generation of entanglement is the exchange of *linear* momentum between the photons in the cavity and the mir-

ror. In recent work, we have proposed a rotational analog of mirror cooling and trapping where the light-mirror interaction relies on the exchange of *angular* momentum between a Laguerre-Gaussian cavity mode and a spiral phase element used as a cavity end-mirror [18]. This article further investigates that system and shows how the radiation torque can generate entanglement between the optically charged light field and a rotating mirror. We investigate the entanglement as a function of ambient temperature, detuning of the laser radiation, and orbital angular momentum carried by the cavity mode.

The rest of the article is organized as follows. Section II briefly reviews the cavity configuration proposed in Ref. [18]. Section III discusses the steady state of the system, discusses the linear fluctuations of the field and mirror motion about that steady state, and examines the dynamical stability of the rotating mirror. Section IV demonstrates the onset of entanglement between the intra-cavity Laguerre-Gaussian mode and the rotating end-mirror and discusses its dependence on ambient temperature, detuning, and angular momentum of the light field. We also briefly discuss the experimental measurement of the entanglement. Section V provides a summary and a conclusion. Appendix A derives and solves the Lyapunov equation for the correlation matrix determining the entanglement between the mirror and the cavity mode.

## II. CAVITY MODEL

The optomechanical system under consideration is described in detail in Ref. [18] and illustrated in Fig. 1. Both cavity mirrors are spiral phase elements [19]. The input mirror is slightly transmissive but does not change the orbital angular momentum of any beam passing through it. In reflection, however, it *removes* a charge  $2l$  from the beam. Likewise the end mirror, which is assumed to be perfectly reflecting, is designed to *add* a charge  $2l$  to a beam on reflection. With these specifications it can be seen that a Gaussian beam (with no charge) incident on the cavity can transfer a torque  $\xi_\phi = cl\hbar/L$  per photon to the end mirror, where  $c$  is the

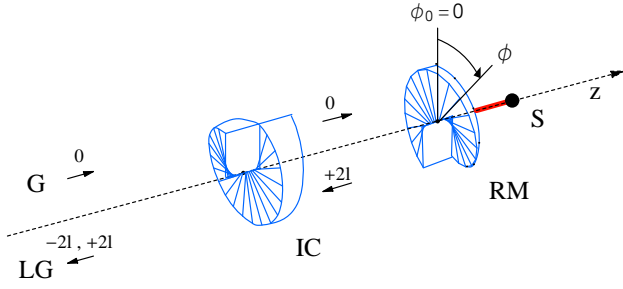


FIG. 1: (Color online). Arrangement for entangling the rotation of a mirror with a Laguerre-Gaussian (LG) mode using angular momentum exchange. A Gaussian (G) field of optical charge 0 enters the cavity through a fixed partially transparent input coupler (IC) that does not affect its charge. A perfectly reflecting rear mirror (RM) rotating about the cavity axis on a support S adds a charge  $2l$  to the beam on reflection. Both the IC and the RM are spiral phase elements. The angular deflection of the RM from equilibrium ( $\phi_0 = 0$ ) is indicated by the angle  $\phi$ . The charge on the beams at various points is also indicated.

velocity of light and  $L$  is the length of the cavity [18].

In dimensionless units, the Hamiltonian that describes this system is [18]

$$H = \hbar\omega_c a^\dagger a + \frac{\hbar\omega_\phi}{2} (L_z^2 + \phi^2) - \hbar g a^\dagger a \phi. \quad (2)$$

where  $a$  and  $a^\dagger$  are the bosonic annihilation and creation operators for the cavity mode of frequency  $\omega_c$ ,  $L_z$  and  $\phi$  are the angular momentum and angular displacement, respectively, of the rear mirror about the cavity axis, with  $[L_z, \phi] = -i$ . Finally  $\omega_\phi$  is the angular rotation frequency of the rear mirror and

$$g = \frac{cl}{L} \sqrt{\frac{\hbar}{I\omega_\phi}} \quad (3)$$

is the optorotational coupling parameter, with  $I = MR^2/2$  the moment of inertia of the mirror of mass  $M$  and radius  $R$  about the cavity axis.

### III. QUANTUM DYNAMICS

The evolution of the operators describing the dynamics of the intracavity field and the mirror motion is given by quantum Langevin equations accounting for noise and damping due to the vacuum fluctuations entering the cavity field as well as to the Brownian noise coupling to the moving mirror [18],

$$\begin{aligned} \dot{a} &= -i(\delta - g\phi)a - \frac{\gamma}{2}a + \sqrt{\gamma}a^{\text{in}}, \\ \dot{\phi} &= \omega_\phi L_z, \\ \dot{L}_z &= -\omega_\phi \phi + g a^\dagger a - \frac{D_\phi}{I} L_z + \epsilon^{\text{in}}. \end{aligned} \quad (4)$$

where  $\delta = \omega_c - \omega_L$  is the detuning of the laser frequency from the cavity resonance,  $\gamma$  is the cavity damping rate and  $D_\phi$  is the intrinsic damping constant of the rotating mirror. The noise operator  $a^{\text{in}}$  describes the laser field incident on the cavity, of mean amplitude  $\langle a^{\text{in}}(t) \rangle = a_s^{\text{in}}$ . Its fluctuations are taken to be delta-correlated,

$$\langle \delta a^{\text{in}}(t) \delta a^{\text{in}\dagger}(t') \rangle = \delta(t - t')$$

and add vacuum noise to the cavity modes. The Brownian noise operator  $\epsilon^{\text{in}}$  describes the mechanical noise that couples to the mirror from the environment. Its mean value is zero and its fluctuations are correlated at temperature  $T$  as [20]

$$\begin{aligned} \langle \delta \epsilon^{\text{in}}(t) \delta \epsilon^{\text{in}}(t') \rangle &= \\ \frac{D_\phi}{\omega_\phi I} \int_{-\infty}^{\infty} \frac{d\omega}{2\pi} e^{-i\omega(t-t')} \omega &\left[ 1 + \coth\left(\frac{\hbar\omega}{2k_B T}\right) \right], \end{aligned} \quad (5)$$

where  $k_B$  is Boltzmann's constant. For high mechanical quality, ( $\omega_\phi I / D_\phi \gg 1$ ), the fluctuations become delta-correlated and Eq. (5) simplifies to

$$\langle \delta \epsilon^{\text{in}}(t) \delta \epsilon^{\text{in}}(t') \rangle = \frac{D_\phi}{I} (2\bar{n} + 1) \delta(t - t'), \quad (6)$$

where

$$\bar{n} = \left( e^{\hbar\omega_{\text{eff}}/k_B T} - 1 \right)^{-1} \quad (7)$$

is the mean number of thermal phonons available at the mirror of effective rotation frequency  $\omega_{\text{eff}}$  and temperature  $T$  [see Eq. (29) for an expression for  $\omega_{\text{eff}}$ ]. The thermal phonon spectrum peaks approximately at the temperature

$$T_c \sim \frac{\hbar\omega_{\text{eff}}}{4k_B}, \quad (8)$$

We show later on that it is possible to maintain a mirror-field entanglement close to its maximum value for  $T < T_c$ , but that that entanglement decreases sharply beyond  $T \sim T_c$  (Fig. 3). This can be understood intuitively by noting that for  $T > T_c$  we obtain  $\omega > \omega_{\text{eff}}$  and the mirror can be rotationally excited by thermal phonons, but this ceases to be the case for  $T < T_c$ , in which case  $\omega < \omega_{\text{eff}}$ .

#### A. Steady state

The semiclassical, steady-state solution of Eq.(4) is

$$\begin{aligned} a_s &= \frac{\sqrt{\gamma} a_s^{\text{in}} [\gamma/2 - i(\delta - g\phi_s)]}{(\gamma/2)^2 + (\delta - g\phi_s)^2} \\ \phi_s &= \frac{g|a_s|^2}{\omega_\phi}, \\ L_{z,s} &= 0. \end{aligned} \quad (9)$$

The steady state field amplitude  $a_s$  is complex in general, but in simple situations where the incident field is kept constant throughout, it is possible to choose its phase such that  $a_s$  is real,

$$a_s = \frac{\sqrt{\gamma}|a_s^{\text{in}}|}{\left[\left(\frac{\gamma}{2}\right)^2 + (\delta - g\phi_s)^2\right]^{1/2}}. \quad (10)$$

We restrict our discussion to that situation here. The steady-state is bistable for high enough incident field [21, 22], but we assume in the following that an electronic feedback loop maintains the length of the cavity and hence removes bistability. This is a standard practice in current experiments on optomechanical cooling [1–4].

### B. Fluctuations

To account for the quantum fluctuations about the semiclassical steady-state we expand the Heisenberg operator  $a$  about the  $a_s$  state in the usual way as  $a = a_s + \delta a$ , and similarly for the other operators. Linearizing the quantum Langevin equations of motion in the fluctuations gives then

$$\begin{aligned} \delta\dot{X} &= -\frac{\gamma}{2}\delta X + \Delta\delta Y + \sqrt{\gamma}\delta X_a^{\text{in}}, \\ \delta\dot{Y} &= -\frac{\gamma}{2}\delta Y - \Delta\delta X + G\delta\phi + \sqrt{\gamma}\delta Y_a^{\text{in}}, \\ \delta\dot{\phi} &= \omega_\phi\delta L_z, \\ \delta\dot{L}_z &= -\omega_\phi\delta\phi + G\delta X - \frac{D_\phi}{I}\delta L_z + \delta\epsilon^{\text{in}}, \end{aligned} \quad (11)$$

where  $\Delta = \delta - g\phi_s$  is the effective cavity detuning,  $G = ga_s\sqrt{2}$  is the effective optorotational parameter, and we have redefined the field fluctuations in terms of their quadratures as

$$\delta X_a = (\delta a + \delta a^\dagger)/\sqrt{2},$$

$$\delta Y_a = (\delta a - \delta a^\dagger)/i\sqrt{2}.$$

Eq. (11) can be recast compactly as

$$\dot{u}(t) = Bu(t) + n(t), \quad (12)$$

where  $u(t) = (\delta\phi, \delta L_z, \delta X_a, \delta Y_a)$  is the vector of fluctuations,  $n(t) = (0, \delta\epsilon^{\text{in}}, \sqrt{\gamma}\delta X_a^{\text{in}}, \sqrt{\gamma}\delta Y_a^{\text{in}})$  is the input noise vector, and

$$B = \begin{pmatrix} 0 & \omega_\phi & 0 & 0 \\ -\omega_\phi & -D_\phi/I & G & 0 \\ 0 & 0 & -\gamma/2 & \Delta \\ G & 0 & -\Delta & -\gamma/2 \end{pmatrix}. \quad (13)$$

This matrix determines the dynamic stability of the physical system, and also a measure of the entanglement between its two subsystems, the intracavity field and the rotating mirror.

### C. Dynamic stability

According to the Routh-Hurwitz criterion, the stability of the steady-state solution is assured if none of the eigenvalues of the matrix  $B$  has a positive real part. This requirement can be reframed as a series of inequalities that have to be obeyed by the matrix elements of  $B$  [23]. These inequalities, given by

$$\begin{aligned} &D_\phi I^2 \gamma [16\omega_\phi^4 + 32G^2\omega_\phi\Delta + 8\omega_\phi^2(\gamma^2 - 4\Delta^2) \\ &+ (\gamma^2 + 4\Delta^2)^2] + 16G^2 I^3 \omega_\phi \gamma^2 \Delta + 4D_\phi^3 (\gamma^3 + 4\gamma\Delta^2) \\ &+ 4D_\phi^2 I (4\omega_\phi^2 \gamma^2 + \gamma^4 + 4G^2 \omega_\phi \Delta + 4\gamma^2 \Delta^2) > 0, \\ &\omega_\phi(\gamma^2 + 4\Delta^2) - 4G^2 \Delta > 0. \end{aligned} \quad (14)$$

have been numerically verified to hold for the parameters of this article.

## IV. ENTANGLEMENT

We quantify the entanglement between the cavity mode and the rotating end mirror in terms of the logarithmic negativity  $E_N$ , a measure of entanglement that was proposed in Ref. [24] to describe continuous Gaussian variables and has been evaluated in a number of examples [9, 25, 30, 31]. The logarithmic negativity can be expressed in terms of the elements of the correlation matrix

$$C_{ij} = [\langle u_i(\infty)u_j(\infty) + u_j(\infty)u_i(\infty) \rangle]/2. \quad (15)$$

For the problem at hand,  $C$  is a  $4 \times 4$  matrix that can be cast in the form

$$C = \begin{pmatrix} R & F \\ F^T & S \end{pmatrix} \quad (16)$$

where  $R$ ,  $F$  and  $S$  are  $2 \times 2$  matrices. In terms of these matrices the logarithmic negativity is [24]

$$E_N = \max[0, -\ln(2\eta^-)], \quad (17)$$

where

$$\eta^- = 2^{-1/2} \left( \sigma - [\sigma^2 - 4|C|]^{1/2} \right)^{1/2}, \quad (18)$$

and  $\sigma = |R| + |S| - 2|F|$ ,  $|R|$  being the determinant of the matrix  $R$ . Quantum entanglement occurs for  $E_N > 0$ , i.e. for  $\eta^- < 1/2$ .

The bipartite entanglement between the cavity mode and the rotating mirror can be evaluated directly from the knowledge of the matrix  $B$  [9]. Integrating Eq. (12) formally we have

$$u(t) = M(t)u(0) + \int_0^t ds M(s)n(t-s), \quad (19)$$

where  $M(s) = \exp(Bs)$ . When the inequalities in Eq.(14) are obeyed the system is stable, as we have seen, hence  $M(\infty) = 0$  so that

$$u(\infty) = \lim_{t \rightarrow \infty} \int_0^t ds M(s)n(t-s), \quad (20)$$

and the steady state is independent of the initial conditions  $u(0)$  as it should be.

The stationary quantum fluctuations are zero-mean Gaussian processes fully characterized by the  $4 \times 4$  correlation matrix  $C_{ij}$  which reads, with Eq. (20),

$$C_{ij} = \sum_{k,l} \int_0^\infty ds \int_0^\infty ds' M_{ik}(s)M_{jl}(s')\Phi_{kl}(s-s'), \quad (21)$$

where

$$\Phi_{kl}(s-s') = (\langle n_k(s)n_l(s') + n_l(s)n_k(s') \rangle)/2$$

characterizes the stationary noise correlations. In the limit of a large mechanical quality factor, Eq. (6) yields readily  $\Phi_{kl}(s-s') = D_{kl}\delta(s-s')$ , where

$$D = \begin{pmatrix} 0 & 0 & 0 & 0 \\ 0 & D_\phi(2\bar{n}+1)/I & 0 & 0 \\ 0 & 0 & \gamma/2 & 0 \\ 0 & 0 & 0 & \gamma/2 \end{pmatrix}, \quad (22)$$

and Eq. (21) simplifies to

$$C = \int_0^\infty ds M(s)DM(s)^T, \quad (23)$$

which can be integrated by parts to give

$$BC + CB^T = -D, \quad (24)$$

see Appendix A. Using Eqs. (13) and (22), Eq. (24) can be solved analytically to yield the correlation matrix  $C$ , see Appendix A. The full solution is quite complicated and its form is not particularly instructive, hence it will not be reproduced here.

We have evaluated numerically the logarithmic negativity  $E_N$  for various parameters. Our main results are summarized in Figs. 2-4 for the parameter values of Table. I, where the mechanical quality is

$$Q_\phi = \frac{\omega_\phi}{D_\phi/I}, \quad (25)$$

and  $F$  is the optical finesse. Our parameters are somewhat similar to the case of the linearly vibrating mirror of Ref. [9], hence we make comparisons between specific figures in that article and the present one when appropriate.

### A. High temperature regime

Fig. 2 shows  $E_N$  as a function of the temperature  $T$

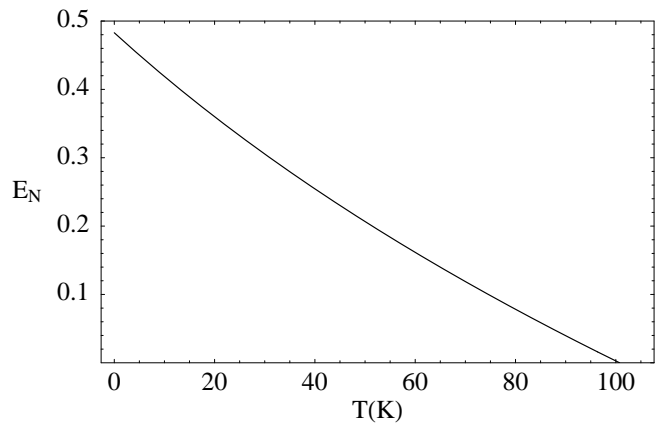


FIG. 2: Logarithmic negativity  $E_N$  as a function of ambient temperature, for the parameters of Table I.

of the mirror environment. Our results, which resemble those reported in Fig. 2 of Ref. [9], indicate that quantum entanglement persists until roughly 100K, that is, it should therefore be measurable in experiments in cryogenic environments.

We remark that the temperature in Fig. 2  $T$  is *not* the temperature of the mirror; as is well known the presence of red-detuned laser light in the cavity can increase the mirror damping from  $D_\phi$  to  $D_{\text{eff}}$  and thus lower the effective temperature of the mirror  $T_{\text{eff}}$  significantly below  $T$ . More precisely,

$$T_{\text{eff}} = \left( \frac{D_\phi}{D_{\text{eff}}} \right) T. \quad (26)$$

For the case of  $T = 50\text{K}$ , for example, we find  $T_{\text{eff}} = 10\mu\text{K}$  for the parameters of Table I, where  $D_{\text{eff}}$  is (see Eq. (7) of Ref. [18]),

$$D_{\text{eff}} = D_\phi + \frac{2\xi_\phi^2 \gamma P_{\text{in}}}{\omega_c} \left( \frac{\Delta}{\Delta^2 + (\gamma/2)^2} \right) \times \frac{\gamma}{[(\gamma/2)^2 + (\omega - \Delta)^2][(\gamma/2)^2 + (\omega + \Delta)^2]} \quad (27)$$

Here  $\omega$  is the response frequency of the system, taken in our case to be  $\omega_{\text{eff}}$  [see Eq.(29)].

### B. Low temperature regime

Figure 3 is a blown-up view of the portion of Fig. 2 for low ambient temperatures. The entanglement is maximum at  $T \sim 0$ , as would be intuitively expected. It remains at that value as the temperature is increased until a temperature  $T_c$  where it undergoes a sharp decrease. At that temperature the peak frequency of the thermal phonons becomes larger than  $\omega_{\text{eff}}$  and they are capable of randomly exciting the rotating mirror, thus degrading its entanglement with the cavity mode.

This point is further illustrated in Fig. 3, which shows the mean number of thermal phonons  $\bar{n}$  at frequency  $\omega_{\text{eff}}$ ,

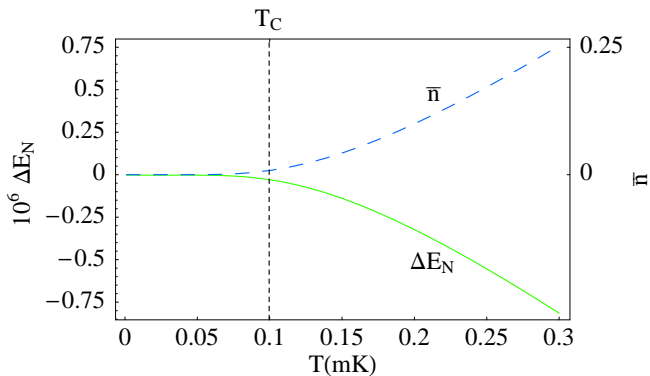


FIG. 3: (Color online) Solid line: Deviation  $\Delta E_N$  of  $E_N$  from its maximum value  $E_0 \sim 0.5$  as a function of  $T$ . The graph shows the low temperature end of the curve. Dashed line: mean number of thermal phonons  $\bar{n}$  [Eq.(7)] at frequency  $\omega_{\text{eff}}$  as a function of  $T$ . The vertical dotted line corresponds to the temperature  $T_c$  at which thermal phonons of energy larger than  $\hbar\omega_{\text{eff}}$  start exciting the rotor, degrading the entanglement. Parameters of Table I.

[Eq.(7)] as a function of  $T$ . It increases noticeably for temperatures above  $T_c$  and is clearly anti-correlated to  $E_N$ . This is consistent with an approximate calculation that shows that to lowest order in  $\bar{n}$  we have

$$E_N \simeq E_0 - \kappa \bar{n}, \quad (28)$$

where  $E_0$  is the maximum value of the entanglement and  $\kappa$  is a constant whose value is a function of the parameters of the system. The analytical forms of  $E_0$  and  $\kappa$  are involved. For the parameters of Table I their values are  $E_0 \sim 0.5$  and  $\kappa \sim 3.1 \times 10^{-6}$ .

### C. Detuning

Fig. 4 shows the logarithmic negativity as a function of the detuning  $\Delta = \omega_c - \omega_L - \phi_s = \omega_c - \omega_L - g^2 |a_s|^2 / \omega_\phi$  for three masses of the rotating mirror. This result may be compared to Fig. 1 of Ref.[9]. A careful examination of the detuning results reveals that for each mass the entanglement is maximized when the detuning is equal to the mirror's *effective* angular frequency of rotation  $\Delta = \omega_{\text{eff}}$ . As is known, the presence of red-detuned radiation ( $\Delta > 0$ ) causes anti-trapping and thus lowers the effective mechanical frequency of the mirror [5]. The effective frequency  $\omega_{\text{eff}}$  is given explicitly by

$$\omega_{\text{eff}}^2 = \omega_\phi^2 - \frac{2\xi_\phi^2 \gamma P_{\text{in}}}{I\omega_c} \left( \frac{\Delta}{\Delta^2 + (\gamma/2)^2} \right) \times \frac{((\gamma/2)^2 - (\omega^2 - \Delta^2))}{[(\gamma/2)^2 + (\omega - \Delta)^2][(\gamma/2)^2 + (\omega + \Delta)^2]}, \quad (29)$$

hence  $\omega_{\text{eff}}$  scales as  $1/\sqrt{I}$ , that is, as the inverse square root of the mass. Note however that for the parameters

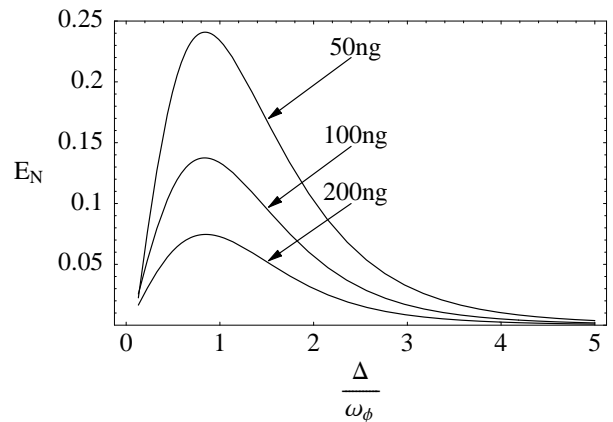


FIG. 4: The logarithmic negativity  $E_N$  plotted as a function of the detuning  $\Delta$  (normalized by the angular frequency  $\omega_\phi$  of the rotating mirror) of the laser radiation from the cavity resonance. The three different curves correspond to different masses of the rotating mirror. The maximum of the entanglement occurs practically at  $\Delta = \omega_{\text{eff}} \sim 0.8\omega_\phi$  (see the discussion in Section IV C) for all three curves. For this plot we used the parameters from Table I except for the following changes :  $L = 0.1\text{mm}$ ,  $R = 250\mu\text{m}$ ,  $Q_\phi = 10^7$ ,  $F = 10^4$ , and  $T = 400\text{mK}$ .

of Fig. 4,  $\omega_{\text{eff}} \sim 0.8\omega_\phi$  for all choices of mass. Thus the maximum entanglement occurs for  $\Delta/\omega_\phi \sim 0.8$ .)

Physically, the condition  $\Delta = \omega_{\text{eff}}$  corresponds to the optimum detuning for optomechanical cooling [34] and can be understood in terms of cavity enhanced scattering of the anti-Stokes photons by the rotating mirror [4]. Thus it is not surprising that  $E_N$  reaches a maximum at this detuning.

### D. Angular momentum

As pointed out in Ref. [18], in the case of optical cooling of a vibrating mirror the linear momentum of the photons is difficult to change experimentally, and essentially entails replacement of the laser radiation source. For example to increase the linear momentum just by a factor of two would require an ultraviolet laser in place of an infrared laser. In contrast in the case of rotational cooling it is comparatively easier to achieve higher  $l$ . The laser does not need to be changed since the model requires a Gaussian input beam. In light of this fact we also studied the entanglement as a function of the orbital angular momentum carried away from the mirror by the Laguerre-Gaussian mode,. The results of this analysis are summarized in Fig. 5. For the temperature  $T = 10\text{K}$  considered in the figure, entanglement appears only beyond the threshold value  $l_c \sim 21$ . This is consistent with Eq. (3) which shows that for sufficiently low angular momentum, i.e.  $l < l_c$ , the optorotational coupling between radiation and the rotating mirror may not be high enough for entanglement to occur. The value of  $l_c$

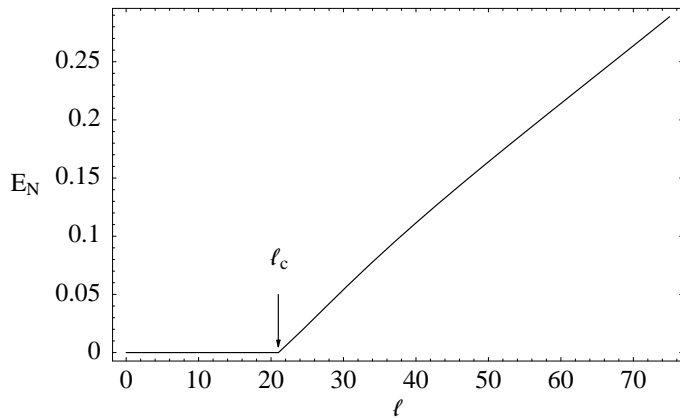


FIG. 5: Logarithmic negativity  $E_N$  as a function of the orbital angular momentum carried by the Laguerre-Gaussian mode. The threshold angular momentum  $l_c \sim 21$  at which entanglement begins to appear is indicated. Parameters of Table I, temperature  $T = 10\text{K}$ .

depends on the other parameters that contribute to the optorotational coupling and of course also on the ambient temperature  $T$ . In general we found that entanglement appears when the effects of radiation torque coupling  $g$  are strong enough to counter the thermal noise, which increases perceptibly with temperature beyond  $T = T_c$ .

### E. Experimental considerations

In this section we make some remarks on the experimental aspects of our proposal. First we comment on the possible measurement techniques, then we discuss some state of the art parameters relevant to our scheme.

The measurement of the entanglement investigated in this paper can be carried out in a manner analogous to that proposed in the case of a linearly vibrating cavity and illustrated in Fig. 3 of Ref. [9]. In the present case the mirrors are replaced by spiral phase elements, and a second optical cavity can be formed by placing a third transmissive spiral phase element beyond the rotating mirror of Fig. 1. By using a weak intracavity field for this second cavity all the elements of the correlation matrix  $C$  can be obtained as proposed in Ref. [9] and demonstrated in a measurement of the entanglement between two optical fields [25].

From Table I we can see that our proposal requires an end mirror of  $100\text{ng}$  mass,  $10\mu\text{m}$  radius and mechanical quality factor  $2 \times 10^6$ . This is reasonably close to the state of the art as can be seen from Ref. [2] which describes a recent mirror cooling experiment performed using a  $25\text{ng}$  mirror of  $15\mu\text{m}$  radius and mechanical quality factor  $1.3 \times 10^5$ . We also require a torsional frequency of  $1\text{MHz}$ , which has been demonstrated for nanomechanical oscillators [26].

Also important is the use of high  $l$  spiral phase elements, as this would imply a larger opto-rotational cou-

pling. Currently spiral phase elements are manufactured by etching [27] or micromachining [28] a spiral surface into a substrate such as fused silica. It is difficult to generate continuously varying surfaces as shown in Fig. 1. A more practical approach is to divide the azimuthal ramp into discrete steps. This leads to the presence of additional vortex modes, i.e. apart from  $l$  other charges are also imparted to the reflected light. However with the use of a large number of steps, most of the light can be sent into the chosen  $l$  mode. The ability to generate a pure Laguerre-Gaussian mode is therefore restricted by the number of steps or equivalently by the resolution of the etching stylus. Presently reflective spiral phase elements with up to  $l = 4$  have been produced [27]. Consultation with an experimentalist indicates that with current technology a reflective spiral phase element can be etched to yield 95% power into the  $l = 20$  Laguerre-Gaussian mode [29]. This value of  $l$  is very close to that at which entanglement begins to appear (see Fig. 5), and with either improvements in the technology or the use of more stringent parameters (i.e. higher laser power) the experiment we have proposed can be realized.

## V. CONCLUSION

To conclude, we have demonstrated theoretically that radiation torque can serve to entangle a Laguerre-Gaussian cavity field with a rotating spiral phase element. We have shown that the physical basis of entanglement is the exchange of angular momentum between the cavity mode and the rotating mirror. The mirror-field entanglement was investigated as a function of temperature and shown to be measurable at the temperatures routinely achieved by cryogenic apparatus.

The entanglement was also shown to remain at its maximum value until a critical temperature at which the peak of the thermal spectrum occurred at the frequency corresponding to the rotor quanta, and beyond which the random excitation due to the thermal photons degraded the entanglement. The behavior of the entanglement with respect to cavity detuning was shown to be consistent with the mechanism of optomechanical cooling, i.e. the entanglement was maximum at a detuning known to correspond to optimal cooling of the mirror. Further, the fact that the angular momentum of the light can be changed relatively easily justified examining the entanglement with respect to changes in angular momentum. The main result here is that the mirror-radiation coupling only becomes strong enough to overcome the thermal noise and yield entanglement beyond a critical value of the angular momentum.

### Acknowledgments

This work is supported in part by the US Office of Naval Research, by the National Science Foundation and

No.	Parameter	Description	Value	Units
1.	$L$	Cavity length	1	mm
2.	$\lambda$	Laser wavelength	810	nm
3.	$\omega_c$	Cavity resonance frequency	$2\pi 10^{14}$	Hz
4.	$\omega_\phi$	Rotating mirror angular frequency	$2\pi 10$	MHz
5.	$M$	Rotating mirror mass	100	ng
5.	$R$	Rotating mirror radius	10	$\mu\text{m}$
7.	$Q_\phi$	Mechanical quality factor	$2 \times 10^6$	-
8.	$F$	Optical finesse	$5 \times 10^3$	-
9.	$l$	Orbital angular momentum	100	$\hbar$
10.	$P_{\text{in}}$	Input laser power	50	mW
11.	$\Delta/\omega_\phi$	Normalized laser detuning	1	-

TABLE I: Definitions and approximate values of some of the parameters used in the text.

by the US Army Research Office. We thank Prof. G. Swartzlander for discussions regarding spiral phase element manufacture. We acknowledge fruitful conversations with H. Uys, O. Dutta and M. Leclerc.

### Appendix A: Lyapunov Equation

Here we derive Eq.(24), which is a typical Lyapunov equation encountered in the study of dynamical systems. Also, we show our method for solving the equation.

#### 1. Derivation

Beginning from Eq.(23)

$$C = \int_0^\infty ds M(s) D M(s)^T, \quad (\text{A1})$$

where  $M(s) = e^{Bs}$  and the matrices  $B, D$  are given by Eqs.(13) and (22) respectively, we integrate by parts using  $f'(s) = e^{Bs}$  and  $g(s) = D e^{B^T s}$  in the rule

$$\int_0^\infty ds f'(s) g(s) = [f(s) g(s)]_0^\infty - \int_0^\infty ds f(s) g'(s). \quad (\text{A2})$$

This yields the equation

$$\begin{aligned} C &= \left[ B^{-1} e^{Bs} D e^{B^T s} \right]_0^\infty - \int_0^\infty ds B^{-1} e^{Bs} D e^{B^T s} B^T \\ &= -B^{-1} D - B^{-1} \left( \int_0^\infty ds e^{Bs} D e^{B^T s} \right) B^T \\ &= -B^{-1} D - B^{-1} C B^T, \end{aligned} \quad (\text{A3})$$

where in the second step we have used the fact if the Routh-Hurwitz criterion is satisfied then  $\lim_{s \rightarrow \infty} e^{Bs} = 0$ , since all the eigenvalues of  $B$  have negative real parts.

We then pre-multiply the last line of Eq. (A3) by  $B$  and rearrange to obtain

$$BC + C B^T = -D, \quad (\text{A4})$$

which is Eq. (24).

#### 2. Solution

Here we record our method of solving Eq. (A4) for the correlation matrix  $C$ . By definition [see above Eq. (21)]  $C$  is a  $4 \times 4$  real symmetric matrix. Thus we can write

$$C = \begin{pmatrix} \lambda_1 & a_1 & a_2 & a_3 \\ a_1 & \lambda_2 & b_1 & b_2 \\ a_2 & b_1 & \lambda_3 & c_1 \\ a_3 & b_2 & c_1 & \lambda_4 \end{pmatrix} \quad (\text{A5})$$

where we have denoted the diagonal elements with Greek letters and the off-diagonal with Roman letters. We now define a matrix  $C'$  where

$$C' = BC + C B^T + D, \quad (\text{A6})$$

which equals zero as per Eq. (24). Evaluating the RHS of Eq. (A6) we find that at least one matrix element of  $C'$  involves a single non-diagonal element of  $C$ . This observation, which is central to our method, turns out to be true at every iteration, where the process of iteration is defined below.

We now solve for the non-diagonal element of  $C$  mentioned above by equating the relevant matrix element of  $C'$  to zero. We then use that value of the non-diagonal element in  $C$  and re-evaluate  $C'$ . This process is performed iteratively until all the off-diagonal elements of  $C$  are expressed in terms of the diagonal elements of  $C$ . At this stage  $C$  has the form



$$C = \begin{pmatrix} \lambda_1 & 0 & \frac{(\lambda_1 - \lambda_2)\omega_\phi}{G} & \frac{\gamma(\lambda_3 + \lambda_4 - 1)}{2G} \\ 0 & \lambda_2 & -\frac{\gamma_\phi(2\bar{n} - 2\lambda_2 + 1)}{2G} & \frac{\gamma^2(\lambda_3 + \lambda_4 - 1) - 4\Delta\lambda_2\omega_\phi - 4\lambda_1(G^2 - \Delta\omega_\phi)}{4G\omega_\phi} \\ \frac{(\lambda_1 - \lambda_2)\omega_\phi}{G} & -\frac{\gamma_\phi(2\bar{n} - 2\lambda_2 + 1)}{2G} & \lambda_3 & \frac{\gamma(2\lambda_3 - 1)}{4\Delta} \\ \frac{\gamma(\lambda_3 + \lambda_4 - 1)}{2G} & \frac{\gamma^2(\lambda_3 + \lambda_4 - 1) - 4\Delta\lambda_2\omega_\phi - 4\lambda_1(G^2 - \Delta\omega_\phi)}{4G\omega_\phi} & \frac{\gamma(2\lambda_3 - 1)}{4\Delta} & \lambda_4 \end{pmatrix}. \quad (\text{A7})$$

Also we find  $C' = 0$  yields 4 equations in the diagonal elements  $\lambda_{1,2,3,4}$  of  $C$ , and these can be easily solved,

giving us analytical expressions for all the elements of the  $C$  matrix.

- 
- [1] S. Gigan, H. R. Böhm, M. Paternostro, F. Blaser, G. Langer, J. B. Hertzberg, K. C. Schwab, D. Bäuerle, M. Aspelmeyer, and A. Zeilinger, *Nature* **444**, 67 (2006).
- [2] D. Kleckner and D. Bouwmeester, *Nature* **444**, 75 (2006).
- [3] O. Arcizet, P. -F. Cohadon, T. Briant, M. Pinard, and A. Heidmann, *Nature* **444**, 71 (2006).
- [4] A. Schliesser, P. Del'Haye, N. Nooshi, K. J. Vahala, and T. J. Kippenberg, *Phys. Rev. Lett.* **97**, 243905 (2006).
- [5] T. Corbitt, Y. Chen, E. Innerhofer, H. Muller-Ebhardt, D. Ottaway, H. Rehbein, D. Sigg, S. Whitcomb, C. Wipf, and N. Mavalvala, *Phys. Rev. Lett.* **98**, 150802 (2007).
- [6] J. D. Thompson, B. M. Zwickl, A. M. Jayich, F. Marquardt, S. M. Girvin, and J. G. E. Harris, arXiv:0707.1724v2[quant-ph](2007).
- [7] M. A. Nielsen and I. L. Chuang, *Quantum Computation and Quantum Information* (Cambridge University Press, Cambridge, 2000), 1st ed.
- [8] S. Pirandola, S. Mancini, D. Vitali and P. Tombesi, *Phys. Rev. A* **68**, 062317 (2003).
- [9] D. Vitali, S. Gigan, A. Ferreira, H. R. Bohm, P. Tombesi, A. Guerreiro, V. Vedral, A. Zeilinger and M. Aspelmeyer, *Phys. Rev. Lett.* **98**, 030405 (2007).
- [10] S. Mancini, V. Giovannetti, D. Vitali and P. Tombesi, *Phys. Rev. Lett.* **88**, 120401 (2002).
- [11] M. Pinard, A. Dantan, D. Vitali, O. Arcizet, T. Briant and A. Heidmann, *Europhys. Lett.* **72**, 747 (2005).
- [12] S. Pirandola, D. Vitali, P. Tombesi and S. Lloyd, *Phys. Rev. Lett.* **97**, 150403 (2006).
- [13] J. Zhang, K. Peng and S. L. Braunstein, *Phys. Rev. A* **68**, 013808 (2003).
- [14] V. Giovannetti, S. Mancini and P. Tombesi, *Europhys. Lett.* **54**, 559 (2001).
- [15] S. Bose, K. Jacobs and P. L. Knight, *Phys. Rev. A* **56**, 4175 (1997).
- [16] S. Mancini and A. Gatti, *J. Opt.B: Quantum Semiclass. Opt.* **3**, S66 (2001).
- [17] S. Mancini, D. Vitali and P. Tombesi, *Phys. Rev. Lett.* **90**, 137901 (2003).
- [18] M. Bhattacharya and P. Meystre, *Phys. Rev. Lett.* (in press), arXiv:0705.0784.
- [19] S. S. R. Oemrawsingh, E. R. Eliel, J. P. Woerdman E. J. K. Verstegen, J. G. Kloosterboer and G. W. 't Hooft, *J. Opt. A : Pure Appl. Opt.* **6**, S288 (2004).
- [20] C. Gardiner, *Quantum Noise* (Springer-Verlag, Berlin, 1991).
- [21] P. Meystre, E. M. Wright, J. D. McCullen, and E. Vignes, *J. Opt. Soc. Am. B* **2**, 1830 (1985); J. D. McCullen, P. Meystre, and E. M. Wright, *Optics Letters* **9**, 193 (1984).
- [22] S. Mancini and P. Tombesi, *Phys. Rev. A* **49**, 4055 (1994).
- [23] E. X. DeJesus and C. Kaufman, *Phys. Rev. A* **35**, 5288 (1987).
- [24] G. Vidal and R. F. Werner, *Phys. Rev. A* **65**, 032314 (2002).
- [25] J. Laurat, G. Keller, J. A. Oliveira-Huguenin, C. Fabre, T. Coudreau, A. Serafini, G. Adesso and F. Illuminati, *J. Opt. B : Quantum Semiclass. Opt.* **7**, S577 (2005).
- [26] A. Olkhovets, S. Evoy, D. W. Carr, J. M. Parpia, and H. G. Craighead, *J. Vac. Sci. Technol. B* **18**, 3549 (2000).
- [27] A. Niv, G. Biener, V. Kleiner, E. Hasman, *Optics Communications* **251**, 306 (2005).
- [28] S. S. R. Oemrawsingh, J. A. W. van Howelingen, E. R. Eliel, J. P. Woerdman E. J. K. Verstegen, J. G. Kloosterboer and G. W. 't Hooft, *Applied Optics* **43**, 688 (2004).
- [29] G. Swartzlander, personal communication.
- [30] A. Serafini, F. Illuminati, M. G. A. Paris and S. DeSiena, *Phys. Rev. A* **69**, 022318 (2004).
- [31] G. Adesso, A. Serafini and F. Illuminati, *Phys. Rev. A* **70**, 022318 (2004).
- [32] M. Poggio, C. L. Degen, H. J. Mamin, and D. Rugar, *Phys. Rev. Lett.* **99**, 017201 (2007).
- [33] We have repeated the calculation of Ref.[9] and found the same behavior.
- [34] F. Marquardt, J. P. Chen, A. A. Clerk and S. M. Girvin, *Phys. Rev. Lett.* **99**, 093902 (2007).