



HAL
open science

How do they add up? The interaction between the placebo and treatment effect: A systematic review

Rémy Boussageon, Jeremy Howick, Raphael Baron, Florian Naudet, Bruno Falissard, Ghina Harika-Germaneau, Issa Wassouf, François Gueyffier, Nemat Jaafari, Clara Blanchard

► To cite this version:

Rémy Boussageon, Jeremy Howick, Raphael Baron, Florian Naudet, Bruno Falissard, et al.. How do they add up? The interaction between the placebo and treatment effect: A systematic review. *British Journal of Clinical Pharmacology*, 2022, 88 (8), pp.3638-3656. 10.1111/bcp.15345 . hal-03659749

HAL Id: hal-03659749

<https://hal.science/hal-03659749>

Submitted on 11 May 2022

HAL is a multi-disciplinary open access archive for the deposit and dissemination of scientific research documents, whether they are published or not. The documents may come from teaching and research institutions in France or abroad, or from public or private research centers.

L'archive ouverte pluridisciplinaire **HAL**, est destinée au dépôt et à la diffusion de documents scientifiques de niveau recherche, publiés ou non, émanant des établissements d'enseignement et de recherche français ou étrangers, des laboratoires publics ou privés.



Distributed under a Creative Commons Attribution - NonCommercial 4.0 International License

Blanchard Clara (Orcid ID: 0000-0001-9007-6954)

HOW DO THEY ADD UP? THE INTERACTION BETWEEN THE PLACEBO AND TREATMENT EFFECT : A SYSTEMATIC REVIEW.

Rémy Boussageon^a, Jeremy Howick^b, Raphael Baron^c, Florian Naudet^d, Bruno Falissard^e, Ghina Harika-Germaneau^f, Issa Wassouf^f, François Gueyffier^a, Nemat Jaafari^f, Clara Blanchard^g.

^a Laboratoire de Biométrie et Biologie Evolutive, Equipe Evaluation et modélisation des effets thérapeutiques, UMR CNRS 5558, 69008 Lyon, France.

^b Faculty of Philosophy, University of Oxford, Radcliffe Infirmary Quarter, Oxford OX2 6GG, United Kingdom

^c Collège Universitaire de Médecine Générale, University of Lyon, 8 avenue Rockefeller, 69373, Lyon Cedex 08, France ; rb.raaphaelbaron@gmail.com

^d University of Rennes 1, CHU Rennes, Inserm, CIC 1414 (Centre d'Investigation Clinique de Rennes), F- 35000 Rennes, France

^e CESP/INSERM U1018 (Centre de Recherche en Epidemiologie et Santé des Populations), 75679 Paris cedex 14, France

^f Unité de recherche clinique intersectorielle en psychiatrie à vocation régionale Pierre Deniker du Centre Hospitalier Henri Laborit F-86022 France

^g Department of General Practice, University of Poitiers, 6 rue de la Milétrie, 86063, Poitiers, France.

Corresponding author:

Clara Blanchard, ORCID 0000-0001-9007-6954

Department of General Practice,

University of Poitiers,

6 rue de la Milétrie,

Poitiers, 86063, FRANCE

cla.blanchard@gmail.com ; +33-645-432-586.

Number of Figures : 3

This article has been accepted for publication and undergone full peer review but has not been through the copyediting, typesetting, pagination and proofreading process which may lead to differences between this version and the Version of Record. Please cite this article as doi: 10.1002/bcp.15345

Number of Tables : 3

Word count : 2505

Funding: No funding was received for this study by any of the co-authors.

BULLET-POINT SUMMARY

- The total “drug” effect is equal to its “active” effect plus its placebo effect. This is known as the additive model.
- In 1994, Kleijnen et al. showed that placebo effect (non-specific effect) can interact with the pharmacological effect of drug (specific effect) in 10 trials; thereby questioning the validity of the additive model in randomized clinical trials.
- Since then, the implications of these findings have not changed the way we evaluate treatments or drug-specific effects in clinical trials.

- Our study found only 30 clinical studies studying the interaction between specific and placebo effect. Among this scarce evidence, 60% of the studies included healthy subjects.
- In over 50% of the studies, the studies conclude that there is interaction (rather than additivity) between the two effects, though the type of interaction (antagonistic, reversal or synergistic) varies.
- The findings of this up-to-date review support the idea that the treatment effect is not a straightforward sum of drug specific and placebo effects. This should be considered when designing clinical trials and analysing efficacy and treatment response data.

ABSTRACT

Aim: The placebo effect and the specific effect are often thought to add up (additive model). Whether additivity holds can dramatically influence the external validity of a trial. This assumption of additivity was tested by Kleijnen et al. in 1994 but the data produced since then has not been synthesized. In this review, we aimed to systematically review the literature to determine whether additivity held.

Methods: We searched Medline and PsychInfo up to 10/01/2019. Studies using the balanced placebo design (BPD), testing two different strengths of placebos, were included. The presence of interaction was evaluated by comparing each group in BPD with analysis of variance or covariance.

Results: 30 studies were included and the overall risk of bias was high: four found evidence of additivity and 16 studies found evidence of interaction (seven had evidence of positive additivity).

Conclusion: Evidence of additivity between placebo and specific features of treatments was rare in included studies. We suggest interventions for placebo-sensitive ailments should be tested in trials designed to take interactions seriously once an exploratory RCTs has proven their efficacy with sufficient internal validity.

Keywords : Clinical trials, Evidence-based practice, Placebo, Therapeutic alliance, Treatment outcome, Drug effect.

INTRODUCTION

The total treatment effect is assumed to be the sum of its specific effect and of “non-specific”, or “placebo” effects [1-3]. This is known as the additive model [4]. However, it has been noted since at least the 1960s that the placebo and treatment effects can interact [5,6,13,14]. If they interact, the specific treatment and placebo effects combine in ways that can be greater than the sum of the parts (supra-additive or synergistic), less than the sum of the parts (sub-additive or antagonistic) [7] or even reverse (qualitative interaction) the overall treatment effect [8,9-12]. The difference between these models is illustrated in Figure 1.

Fig 1. Additive versus Interactive model

In 1994, Kleijnen et al.[15] reviewed the potential evidence for interaction in ten studies. They found that specific and non-specific effects can at times be synergistic or antagonistic, thereby rendering overly reductive the presumed additive model of randomized clinical trials (RCT) [4,15]. For example, Bergmann et al. [7] showed that the strength of the analgesic effect of naproxen depended on whether patients were correctly informed (and consent given) or not (p value interaction < 0.10). Their results are illustrated in Figure 2. However, not all attempts to identify interactions found evidence of interaction [16]. In a 2-by-2 factorial, randomized, placebo-controlled, double-blind trial, chronic pain patients attending an outpatient clinic were randomized to receive a single oral dose of 50mg tramadol or placebo, and they were further randomized to receive positive or neutral information, verbally expressed by the physician, regarding the expected analgesic effect of the drug. However, the tramadol did not outperform the placebo, making it impossible to detect interactions. Overall, the clinical trials Kleijnen et al.[15] identified had small populations and low quality. Also, a number of studies investigating additivity have been published since then which test the clinical pertinence of the placebo model as discussed by Fava et al [17]. A recent review by Coleshill et al. [18] tested how placebo analgesia interacted with active analgesic effects and identified seven studies suggesting that additivity didn't hold in placebo analgesia. The review only included seven studies and concluded that data was missing to conclude properly on the subject.

Fig 2. Bergmann et al. results as published in 1994

In this study we aim to update the findings from Kleijnen et al., by systematically reviewing the available, more recent literature to determine whether additivity model of specific and non-specific effects may be accepted as a general model.

METHODS

Our study protocol is available by contacting the study authors and is available in OSF Registries (<https://osf.io/r5tzc>). We followed PRISMA guidelines.

Eligibility criteria

This review included any randomised trials using balanced placebo design (BPD), whereby there are at least two ‘intensities’ of placebo effects (see Table 1). We included trials with any type of participants (clinical patients or healthy volunteers). To be comparable with Kleijnen et al.’s earlier (1994) review, we excluded trials of alcohol, tobacco, acupuncture, and homeopathy and we only included BPD trials (excluding pragmatic trials and other alternative designs). The BPD is a two-by-two factorial design and is described in Table 1 [19-22]. It allows researchers to study the effect of the patient’s expectation and the effect of the drug itself. In these trials, some patients in the treatment group are told they receive the treatment, and others are told they receive placebo, which generates two different strengths of belief that the treatment will work. Likewise, some patients in the placebo group are told that they are receiving a placebo, while others are told they are receiving a treatment. If additivity holds, then, the effect of the specific elements of the treatment should not change as a result of what patients are told. That is (from Table 1) the difference C-A should be the same as D-B. Any statistically significant deviation from this means that additivity did not hold for that specific trial.

Table 1. Illustration of a Balanced Placebo Design

Information sources

We searched Medline and PsycInfo from 1964 (inception of Medline) to the 10th of January 2019.

Search

The search equation was : (("Placebo Effect"[MeSH]) OR placebos[MeSH Terms]) OR "active placebo response") AND (((("expectancies") OR "expectancy") OR "expectation")) NOT "alcohol") NOT "smoking") NOT "acupuncture") AND Clinical Trial[ptyp]) OR (drug/placebo interaction AND Clinical Trial[ptyp]) OR ("balanced placebo design" AND Clinical Trial[ptyp]).

We also searched the bibliographies of each eligible study, and searched for publications by the main authors of the trials included.

Study selection and data collection process

The searches were carried out independently by two researchers (RB and RB) and results were then pooled if possible. The two same researchers then read the full-text of the selected studies and extracted the data into spread-sheets which were then compared. In the event of doubt or disagreement a third researcher (FG) was planned to provide resolution, but this was not required.

Data items

The following data was extracted: study design, treatment and placebo used, analysis of risk of bias, number of study participants, endpoints, results about interaction between the specific effect and the placebo effect, and the authors' conclusion about the existence of interactions.

Summary measures and Synthesis of results

We predicted there would be a high risk of bias on average because Kleijnen et al included ten studies at high risk of bias in 1994. We took this into consideration when planning to pool our results: statistical analysis of interaction was planned with only low and-or intermediate risk of bias studies. The initial strategy was to calculate the effect sizes of treatments and placebos for each intensity of placebo administration (in accordance with Cochrane methods[24]. We initially planned to pool our results but this was not possible due to lack of sufficient data in the included studies.

After the initial database search, and when analysing the data, we decided to present the results according to context (clinical context or healthy volunteers).

Risk of bias in individual studies

Analysis of bias risk was planned for each study. We used the Revised Cochrane risk-of-bias tool for randomized trials RoB 2.0 [23]. We took into account: randomization, effects of the intervention on unblinding, missing data, primary endpoint measurement and transcription of study results. See Appendix 1 for detailed risk analysis.

Interactive model

There are three possible types of interactions: synergistic, antagonistic or reversal (qualitative interaction). In case of antagonistic interaction, the total effect of a treatment is inferior to the sum total of the placebo effect and the specific effect of the treatment, whereas in the synergistic model, the total effect of a treatment is superior to the sum total of the placebo effect and the specific effect [6,10,18]. In case of reversal of effect (or qualitative interaction), the placebo effect will reverse the specific effect (like when pain is experienced when a topical analgesic is applied with nocebo information in the trial by Aslaksen et al) [8].

RESULTS

Study selection

Figure 3 is a flow-chart illustrating the selection process of studies for this review. Our search identified 1744 articles; only thirty studies were eligible for inclusion [7,8,13,16,20,25-49]. A considerable amount of these studies (40%) were pain studies.

Fig 3. Flow-chart illustrating the selection process

Study characteristics and Risk of bias within studies

Study characteristics are presented in Table 2, and a more detailed version is available Appendix 2.

Table 2: Study characteristics and results.

Results of individual studies

The 30 included studies were published between 1959 and 2017. Of these, 19 (63%) involved healthy volunteers [8,20,26-35,37-40,44,48,49], with six of these using painful stimulus [8,31-33,37,40]. Eleven other studies tested symptomatic patients [7,13,16,25,36,41,43,45-47]: six for pain management [7,16,25,36,41,45], two for psychological disorders [13,46], two for asthma symptoms [42-43] and, one for sexual disorders [47]. Pain, whether provoked for the study or not, was the outcome in 40% of studies included (12 out of 30).

The number of patients included varied from 13 to 835 (median 70.5).

The presence or not of interaction was evaluated in most included studies by comparing the variables in each group in BPD design with analysis of variance (ANOVA) or covariance (ANCOVA)[8,13,18,20,25-34,36,38,42-46,48]. When it was detailed, the level of significance chosen was 0.05 [8,20,25-28,30,32,33,38,39] (except for Bergmann et al. at 0.10)[7]. Linear regression models were also used to demonstrate interaction [8,24,35, 38-41].

Three studies did not sufficiently detail the statistical analysis [16, 37, 47].

Synthesis of results

Our review allowed us to include twenty-two new studies that were not included in Kleijnen et al.'s review. However, only eight [7,13,20,45-49] of the ten studies included by Kleijnen et al. could be re-analysed (the two others were unavailable [50,51]).

As illustrated in Table 2, 16 studies found interaction between treatment effect and placebo effect [7,13,27,28,30,31,33,38-42,44-46,48]: seven with a synergistic model [13,27,33,38-40,48], six with an antagonistic model [7,28,30,31,41,42,44-46]. Four studies provided evidence of additivity [8,25,36,37].

There was evidence of effect reversal in two studies. In the study by Alasken et al. [8], informed participants were told that the eutectic mixture of local anaesthetics (EMLA) cream would exacerbate pain, and so it did. Similarly, in the study by Flaten et al. [35], the calming effect of a beta blocker was reversed once participants were informed that a stimulant treatment would be applied.

The fourteen other studies found no significant interaction [8,16,20,25,26,29,32,34-37,43,47,49]. The lack of evidence for interactions in some studies was due to the fact that there was no effect at all [16,20,26,29,32,34,35,43,47]. In the other studies, the hypothesis was not tested [8,25,36,37,47].

Statistical meta-analysis of the interaction was not carried out due to lack of available data (means and standard deviation were missing).

Risk of bias across studies

Risk of bias was evaluated as low for seven studies [25,27,32,33,35,40,43], intermediate for four [8,31,37,41], and high for the rest [13,16,20,26,28-30,34,36,38,39,42,44-49].

Amendment to the initial protocol: analysis of results according to context

This was not planned a priori but the studies were set either in clinical context (symptomatic patients) or in laboratories (healthy volunteers). Among the 19 carried out in laboratories [8,20,26-35,37-40,44,48,49], ten (52%) showed an interaction. Among the 11 carried out in clinical context [7,13,16,25,36,41-43,45-47], six (54%) showed an interaction.

DISCUSSION

Summary of results

There was evidence of interaction in over half our sample. The trials included were of poor quality overall and 18 out of 30 included healthy volunteers making it difficult to judge the clinical pertinence of our results. Indeed, interaction can only exist if there is a specific AND a placebo effect. On the one hand, some situations are “sensitive” to the placebo effect [52] especially in cases of perceived disorders, such as pain[52], nausea[52], anxiety[52], coughing[53], and shortness of breath[54]. On the other hand, in situations where neither the drug nor the placebo is effective, no interaction (or additivity for that matter) can take place. To our knowledge, there is no direct proof showing that the placebo effect exists for hard outcomes, such as morbidity/mortality [52]. The high prevalence of studies on healthy volunteers may be the result of ethical limitations.

Comparison with other studies

Our work confirms and adds to the earlier systematic review by Kleijnen et al. [15], and a more recent literature review carried out in 2018 by Coleshill et al. [18] (which only included studies pertaining to pain). The evidence of effect reversal corroborates the initial experiments of Stewart Wolf in the 1950's [55] as well as those of more recent studies[56].

Limitations

The study had limitations. The included studies were small (only 9 had over 100 participants) and of poor quality. Publication bias was also possible. Although the placebo effect is a subject that has received considerable attention, this is not the case for interaction between the placebo effect and the specific effect. However, this difficulty had been anticipated in our research protocol. We had decided to restrict our initial research to facilitate systematic analysis of the bibliographies of the included studies and of the authors of several relevant publications. For example, we identified two studies which supported the interactive model but they were not included in our analysis because no test and no interpretation of the interaction were included in the publication [57,58]. However, negative studies may not have been published. Selective reporting was another potential problem. While several endpoints were often measured in the studies, interaction was analysed for only one endpoint.

Moreover, most (19/30; 63%) of the experimentations took place in a laboratory setting and involved healthy volunteers, a factor possibly limiting extrapolation of the results to routine clinical practice. Intensity of the placebo effect was probably higher in patients presenting with clinical symptoms such as pain [59]. However, an analysis of the data in two subgroups found that interaction presented similarly in both contexts. In the end, we were unable to undertake our planned meta-analysis, the data being too fragmented to pool. Indeed, for $\frac{3}{4}$ of the studies, we were unable to obtain the necessary data to carry out a meta-analysis according to Cochrane standards.

Consequences and implications

In spite of its limitations, our study shows that additivity cannot be the default assumption, at least in trials where placebo effects exist. The existence of interaction between pharmacological effect and placebo effect has consequences for medical practice, and clinical trials in particular; the effect of a treatment can no longer be considered independently of supposedly non-specific factors. BPD trials should be carried out to better evaluate these factors that could modify the interaction, statistical simulations could also be used to optimise the study design. Indeed, a recent expert consensus recommended a number of attitudes to be adopted in clinical practice to maximize treatment effects and minimize adverse effects [60]. In clinical practice, this reinforces the need for a biopsychosocial therapeutic model [60,61]. It becomes of utmost importance to understand how psychobiological factors affect therapeutic outcome to maintain or regain the trust of patients in medical science, as argued by Benedetti et al [62] As suggested by Berna et al. [33] and also Schenck et al. [40], a minimal placebo

intensity may be necessary to get a treatment response. On the contrary, minimizing the placebo effect with an un-empathetic approach [60], may decrease treatment response. At the most, there may be an inverted effect of the drug depending on the information given [8, 34].

The presence of interactions also implies that the external validity of trial results (in areas that are placebo-sensitive) cannot be assumed [63-65]. This extends beyond traditional worries about external validity. Indeed, instead of focusing on the potentially different responses to interventions in trial and target populations, our analysis revealed that the very difference between intervention and placebo cannot be assumed to be stable across trial and target populations. Our sample showed that, albeit in rare cases, the effect direction of the intervention-placebo difference can be reversed [66-68]. Pragmatic trials would overcome the worries related to external validity that our analysis illustrates. In France, for example, the Haute Autorité de Santé (French National Authority for Health) has mandated post-registration meta-analysis to test gliflozins (SGLT2 inhibitors, anti-diabetic drugs) against older anti-diabetic drugs [69]. The former have been submitted to solid placebo-controlled trials but the latter did not. Comparing different treatment strategies, post-registration, as prescribed in clinical practice, would allow a better analysis of the treatment effect with an evaluation of the nocebo and placebo effects specific to each treatment strategy.

Moreover, interactions may explain the variability observed between RCTs and “real world evidence” [64,65,70]. For example, a recent systematic review involving 347 trials (89,183 patients) compared trials that used placebo run-in periods with trials that did not [71]. In these trials, patients who respond to placebo in the run-in period are excluded from the eventual trial. The authors found that the drug-placebo difference was smaller in trials that used placebo run-in periods. Whereas an additive model would predict that the drug-placebo *difference* was constant, our results offer a plausible explanation for the findings of this systematic review. Since some patients in routine practice will be placebo responders, trials that use placebo run-in periods are not representative, and, to estimate an intervention’s real world effects, alternatives such as pragmatic trials or enabling technologies should be considered.

Finally, interaction between the treatment effect and the placebo effect challenges the concept of a “specific” effect of a treatment and of its “intrinsic” effect [72-77]. Any and every therapeutic intervention can be considered as “complex” [76,77].

Conclusion

The therapeutic effect of a treatment can be increased, decreased, or even reversed depending on the intensity of the placebo effect. Because placebo effects are likely to differ in trial and “real-world” contexts [70], interventions for placebo-sensitive ailments may have very different specific effects in trials than they do in actual practice. To overcome this problem,

interventions for placebo-sensitive ailments should be tested in pragmatic trials once an exploratory RCTs has proven their efficacy with sufficient internal validity.

Declarations of interest: The authors declare that they have no competing interests. No funding was received.

CONTRIBUTORS

RB: conceived the study, organised the research, verified the methodology, interpreted the results and wrote the initial draft.

JH: provided methodological guidance, helped interpret the results and critically reviewed the final draft of the manuscript.

RB: organised the database search, helped with the methodology and the critical review of the first draft of the manuscript.

FN : participated in the critical review of the manuscript and reread the final draft, helped interpret the results and critically reviewed the final draft of the manuscript.

BF: participated in the critical review of the manuscript and reread the final draft, helped interpret the results and critically reviewed the final draft of the manuscript.

G H-G: participated in the critical review of the manuscript and reread the final draft

WI : participated in the critical review of the manuscript and reread the final draft

FG: provided methodological guidance, participated in the critical review of the manuscript and reread the final draft, verified the methodology, interpreted the results.

NJ : participated in the critical review of the manuscript and reread the final draft.

CB: interpreted the results, translated the initial draft into English, responded to the reviewers critiques, managed the project and is the corresponding author.

All authors read and approved the final manuscript.

REFERENCES

1. Beecher HK. The powerful placebo. *J Am Med Assoc.* 1955;159(17):1602–6.
2. De Craen AJ, Kaptchuk TJ, Tijssen JG, Kleijnen J. Placebos and placebo effects in medicine: historical overview. *J R Soc Med.* 1999;92(10):511–5.
3. Finniss DG, Kaptchuk TJ, Miller F, Benedetti F. Placebo Effects: Biological, Clinical and Ethical Advances. *Lancet.* 2010 ; 375(9715): 686–95.
4. Boussageon R, Gueyffier F, Bejan-Angoulvant T, Felden-Dominiak G. Critical of the additive model of the randomized controlled trial. *Therapie.* 2008;63(1):29–35.
5. Modell W, Garrett M. Interactions between pharmacodynamic and placebo effects in drug evaluations in man. *Nature.* 1960;185(4712):538–9.
6. Enck P, Bingel U, Schedlowski M, Rief W. The placebo response in medicine: minimize, maximize or personalize? *Nat Rev Drug Discov.* 2013;12(3):191–204.
7. Bergmann JF, Chassany O, Gandiol J, Deblois P, Kanis JA, Segrestaa JM, et al. A randomised clinical trial of the effect of informed consent on the analgesic activity of placebo and naproxen in cancer pain. *Clin Trials Metaanal.* 1994; 29(1):41–7.
8. Aslaksen PM, Zwarg ML, Eilertsen H-IH, Gorecka MM, Bjørkedal E. Opposite effects of the same drug: reversal of topical analgesia by nocebo information. *Pain.* 2015;156(1):39–46.
9. Boehm K, Berger B, Weger U, Heusser P. Does the model of additive effect in placebo research still hold true? A narrative review. *JRSM Open.* 2017;8(3):20.
10. Kube T, Rief W. Are placebo and drug-specific effects additive? Questioning basic assumptions of double-blinded randomized clinical trials and presenting novel study designs. *Drug Discov Today.* 2017;22(4):729–35.
11. Colagiuri B. Participant expectancies in double-blind randomized placebo-controlled trials: potential limitations to trial validity. *Clin Trials.* 2010;7(3):246–55.
12. Kirsch I. Are drug and placebo effects in depression additive? *Biol Psychiatry.* 2000;47(8):733–5.
13. Uhlenhuth EH, Canter A, Neustadt JO, Payson HE. The symptomatic relief of anxiety with meprobamate, phenobarbital and placebo. *Am J Psychiatry.* 1959;115(10):905–10.
14. Puech J, Ortlieb JJ. Evaluation de la valeur thérapeutique d'un médicament. Méthode des placebos. Critique méthodologique. *La Presse Médicale.* 1963 ;71, 2168–70.

15. Kleijnen, J., A. J. de Craen, J. van Everdingen, et L. Krol. Placebo Effect in Double-Blind Clinical Trials: A Review of Interactions with Medications. *Lancet*. 1994;344, 8933 : 1347–9.
16. De Craen AJ, Lampe-Schoenmaeckers AJ, Kraal JW, Tijssen JG, Kleijnen J. Impact of experimentally-induced expectancy on the analgesic efficacy of tramadol in chronic pain patients: a 2 x 2 factorial, randomized, placebo-controlled, double-blind trial. *J Pain Symptom Manage*. 2001;21(3):210–7.
17. Fava G, A, Guidi J, Rafanelli C, Rickels K. The Clinical Inadequacy of the Placebo Model and the Development of an Alternative Conceptual Framework. *Psychother Psychosom*. 2017;86:332-340.
18. Coleshill MJ, Sharpe L, Colloca L, Zachariae R, Colagiuri B. Placebo and Active Treatment Additivity in Placebo Analgesia: Research to Date and Future Directions. *Int Rev Neurobiol*. 2018;139:407–41.
19. Enck P, Klosterhalfen S, Zipfel S. Novel study designs to investigate the placebo response. *BMC Med Res Methodol*. 2011;11:90.
20. Ross S, Krugman AD, Lyerly SB, Clyde DJ. Drugs and placebos: a model design? *Psychological Reports* 1962;10, 382–92.
21. Rohsenow DJ, Marlatt GA. The balanced placebo design: methodological considerations. *Addict Behav*. 1981;6(2):107–22.
22. Colloca L, Lopiano L, Lanotte M, Benedetti F. Overt versus covert treatment for pain, anxiety, and Parkinson's disease. *Lancet Neurol*. 2004;3(11):679–84.
23. Sterne JAC, Savović J, Page MJ, Elbers RG, Blencowe NS, Boutron I, et al. RoB 2: A revised tool for assessing risk of bias in randomised trials. *BMJ*. 2019;366:l4898.
24. Higgins J, Green S (2011) *Cochrane Handbook for Systematic Reviews of Interventions* Version 5.1.0 [updated March 2011]. The Cochrane Collaboration
25. Kam-Hansen S, Jakubowski M, Kelley JM, Kirsch I, Hoaglin DC, Kaptchuk TJ, et al. Altered placebo and drug labeling changes the outcome of episodic migraine attacks. *Sci Transl Med*. 2014;6(218):218–5.
26. Walach H, Schneider R. Does the presence of a pharmacological substance alter the placebo effect? -results of two experimental studies using the placebo-caffeine paradigm. *Hum Psychopharmacol*. 2009;24(7):549–58.
27. Hammami MM, Hammami S, Al-Swayeh R, Al-Gaai E, Farah FA, De Padua SJS. Drug*placebo interaction effect may bias clinical trials interpretation: hybrid balanced placebo and randomized placebo-controlled design. *BMC Med Res Methodol*. 2016;16(1):166.

28. Hammami MM, Al-Gaai EA, Alvi S, Hammami MB. Interaction between drug and placebo effects: a cross-over balanced placebo design trial. *Trials*. 2010;11:110.
29. Bjørkedal E, Flaten MA. Interaction between expectancies and drug effects: an experimental investigation of placebo analgesia with caffeine as an active placebo. *Psychopharmacology (Berl)*. 2011;215(3):537–48.
30. Mitchell SH, Laurent CL, de Wit H. Interaction of expectancy and the pharmacological effects of d-amphetamine: subjective effects and self-administration. *Psychopharmacology (Berl)*. 1996;125(4):371–8.
31. Lund K, Vase L, Petersen GL, Jensen TS, Finnerup NB. Randomised controlled trials may underestimate drug effects: balanced placebo trial design. *PLoS One*. 2014;9(1):e84104.
32. Butcher BE, Carmody JJ. Sex differences in analgesic response to ibuprofen are influenced by expectancy: a randomized, crossover, balanced placebo-designed study. *Eur J Pain*. 2012;16(7):1005–13.
33. Berna C, Kirsch I, Zion SR, Lee YC, Jensen KB, Sadler P, et al. Side effects can enhance treatment response through expectancy effects: an experimental analgesic randomized controlled trial. *Pain*. 2017;158(6):1014–20.
34. Flaten MA, Simonsen T, Olsen H. Drug-related information generates placebo and nocebo responses that modify the drug response. *Psychosom Med*. 1999;61(2):250–5.
35. Flaten MA, Simonsen T, Zahlens K, Aamo T, Sager G, Olsen H. Stimulant and relaxant drugs combined with stimulant and relaxant information: a study of active placebo. *Psychopharmacology (Berl)* 2004;176(3-4):426–34.
36. Branthwaite A, Cooper P. Analgesic effects of branding in treatment of headaches. *Br Med J*. 1981;282(6276):1576–8.
37. Atlas LY, Whittington RA, Lindquist MA, Wielgosz J, Sonty N, Wager TD. Dissociable influences of opiates and expectations on pain. *J Neurosci*. 2012;32(23):8053–64.
38. Kirsch I, Rosadino MJ. Do double-blind studies with informed consent yield externally valid results? An empirical test. *Psychopharmacology (Berl)*. 1993;110(4):437–42.
39. Penick SB, Fisher S. Drug-set interaction : psychological and physiological effects of epinephrine under differential expectations. *Psychosom Med*. 1965;27:177–82.
40. Schenk LA, Sprenger C, Geuter S, Büchel C. Expectation requires treatment to boost pain relief: an fMRI study. *Pain*. 2014;155(1):150–7.

41. Faasse K, Martin LR, Grey A, Gamble G, Petrie KJ. Impact of brand or generic labeling on medication effectiveness and side effects . *Health Psychol.* 2016;35(2):187–90.
42. Wise RA, Bartlett SJ, Brown ED, Castro M, Cohen R, Holbrook JT, et al. Randomized trial of the effect of drug presentation on asthma outcomes: the American Lung Association Asthma Clinical Research Centers. *J Allergy Clin Immunol.* 2009;124(3):436.
43. Kemeny ME, Rosenwasser LJ, Panettieri RA, Rose RM, Berg-Smith SM, Kline JN. Placebo response in asthma: a robust and objective phenomenon. *J Allergy Clin Immunol.* 2007;119(6):1375–81.
44. Rose DA, Kahan TL. Melatonin and sleep qualities in healthy adults: pharmacological and expectancy effects. *J Gen Psychol.* 2001;128(4):401–21.
45. Levine JD, Gordon NC. Influence of the method of drug administration on analgesic response. *Nature.* 1984;312(5996):755–6.
46. E.H. Uhlenhuth, Karl Rickels, Seymour Fisher et al. Drug, Doctor's verbal attitude and clinic settings in the symptomatic response to pharmacotherapy. *Psychopharmacologia (Berl).* 1966 ;9:392–418.
47. Mathews A, Whitehead A, Kellett J. Psychological and hormonal factors in the treatment of female sexual dysfunction. *Psychol Med* 1983;13(1):83–92.
48. van der Molen GM, van den Hout MA. Expectancy effects on respiration during lactate infusion. *Psychosom Med.* 1988;50(4):439–43.
49. Lyerly SB, Ross S, Krugman AD, Clyde DJ. Drugs and placebos : the effect of instructions upon performance and mood under amphetamine sulphate and chloral hydrate. *J Abnorm Psychol.* 1964;68:321–7.
50. Wied GI. Über die Bedeutung der Suggestion in der Therapie klimakterischer Ausfallerscheinungen. *Ärztliche Wochenschrift.* 1953;8:623–5.
51. Affleck C, Eaton M, Mansfield E. The action of a medication and the physician's expectation. *Nebraska State Medical Journal.* 1966;331–4.
52. Hróbjartsson A, Gøtzsche PC. Placebo interventions for all clinical conditions. *Cochrane Database Syst Rev.* 2010;(1):CD003974.
53. Paul IM, Beiler JS, Vallati JR, Duda LM, King TS. Placebo effect in the treatment of acute cough in infants and toddlers: a randomized clinical trial. *JAMA Pediatr.* 2014;168(12):1107–13.

54. Wechsler ME, Kelley JM, Boyd IO, Dutile S, Marigowda G, Kirsch I, Israel E, Kaptchuk TJ. Active albuterol or placebo, sham acupuncture, or no intervention in asthma. *N Engl J Med*. 2011; 365(2):119–26.
55. Wolf S. Effects of suggestion and conditioning on the action of chemical agents in human subjects. The pharmacology of Placebos. *Journal of Clinical Investigation*. 1950 ; 29, 100–9.
56. Bingel U, Wanigasekera V, Wiech K, Ni Mhuirheartaigh R, Lee MC, Ploner M, Tracey I. The effect of treatment expectation on drug efficacy: imaging the analgesic benefit of the opioid remifentanyl. *Sci Transl Med*. 2011;3(70):70ra14.
57. Benedetti F, Amanzio M, Maggi G. Potentiation of placebo analgesia by proglumide. *Lancet*. 1995;346(8984):1231.
58. Amanzio M & Benedetti F. Neuropharmacological Dissection of Placebo Analgesia: Expectation-Activated Opioid Systems versus Conditioning Activated Specific Subsystems. *The Journal of Neuroscience*. 1999;19(1):484–94.
59. Amanzio M, Pollo A, Maggi G, Benedetti F. Response variability to analgesics: a role for non-specific activation of endogenous opioids. *Pain*. 2001;90:205–15.
60. Evers AWM, Colloca L, Blease C, Annoni M, Atlas LY, Benedetti F, et al. Implications of Placebo and Nocebo Effects for Clinical Practice: Expert Consensus. *Psychother Psychosom*. 2018; 87(4):204–10.
61. White L, Tursky B, Schwartz GE. “Proposed Synthesis of Placebo Models”. In : White L, Tursky B, Schwartz GE. (eds). *Placebo: Theory, Research, and Mechanisms*. New York:Guilford Press, 1985:431–448.
62. Benedetti F, Frisaldi E, Shaibani A. Thirty Years of Neuroscientific Investigation of Placebo and Nocebo: The Interesting, the Good, and the Bad. *Annu Rev Pharmacol Toxicol*. 2021 Aug 30. doi: 10.1146/annurev-pharmtox-052120-104536. Epub ahead of print. PMID: 34460317.
63. Rothwell PM. External validity of randomised controlled trials: "to whom do the results of this trial apply?". *Lancet*. 2005 ;365(9453):82–93.
64. Kaptchuk TJ. The double-blind, randomised, placebo-controlled trial: Gold standard or golden calf ? *Journal of Clin Epid*. 2001;54: 541–9.
65. Howick J. Questioning the methodologic superiority of 'placebo' over 'active' controlled trials. *Am J Bioeth*. 2009 ;9(9):34–48.
66. Rief W, Glombiewski JA. The hidden effects of blinded, placebo-controlled randomized trials: an experimental investigation. *Pain*. 2012;153(12):2473–7.

67. Boussageon R, Gueyffier F, Moreau A, Boussageon V. The difficulty of measurement of placebo effect. *Therapie*. 2006;61(3):185–90.
68. Hróbjartsson A. The uncontrollable placebo effect. *Eur J Clin Pharmacol*. 1996; 50 :345–8
69. French National Authority for Health. “Commission de Transparence. Rapport d’évaluation des antidiabétiques de type 2 de la classe des gliflozines ou inhibiteurs du SGLT2. Direction de l’Evaluation Médicale, Economique et de Santé Publique”. Definitive version modified on the 3rd of December 2020.
70. Dal-Re, Rafael & Janiaud, Perrine & Ioannidis, John. (2018). Real-world evidence: How pragmatic are randomized controlled trials labeled as pragmatic?. *BMC Medicine*. 16. 49. 10.1186/s12916-018-1038-2.
71. Scott AJ, Sharpe L, Quinn V, Colagiuri B. Association of Single-blind Placebo Run-in Periods With the Placebo Response in Randomized Clinical Trials of Antidepressants: A Systematic Review and Meta-analysis. *JAMA Psychiatry*. 2022 Jan 1;79(1):42-49. doi: 10.1001/jamapsychiatry.2021.3204. PMID: 34757405; PMCID: PMC8581773.
72. Temkin O. “The scientific approach to disease : specific entity and individual sickness”. In : Crombie AC (eds), *Scientific Change. Historical studies in the intellectual, social and technical conditions for scientific discovery and technical invention, from antiquity to the present*, Glasgow:The University Press, 1963:629–47.
73. Shepherd M. The placebo: from specificity to the non-specific and back. *Psychol Med*. 1993 Aug;23(3):569-78.
74. Gadow KD, White L, Fergusson DG. Placebo controls and double-blind conditions : placebo theory in experimental design. In : Gadow KD, Poling A (eds). *Methodological issues in human psychopharmacology. Avances in learning and behavioral disabilities* , S1. London:Jai Press, 1986:57.
75. Dagognet, F. (1984). *La Raison et les Remèdes*. Paris cedex 14, France: Presses Universitaires de France.
76. Boussageon R. (2010) *L’efficacité thérapeutique. Objectivité curative et effet placebo*. (Thesis) – University of Lyon, France.
77. Paterson C, Dieppe P. Characteristic and incidental (placebo) effects in complex interventions such as acupuncture. *BMJ*. 2005;330 (7501):1202–5.

TABLES

	Told placebo	Told treatment
Received placebo	A	B
Received treatment	C	D

Table 1. Balanced Placebo Design

Table 2. Study characteristics and results. IM: intra-muscular – VAS: visual analog scale – EMLA: Eutectic Mixture of Local Anesthetics.

Table 2 a: Trials including patients

Trials	Population	Information modifying the power of the placebo effect	Treatment group	Endpoints	Interaction found? (which model?)	Risk of bias
<i>Faasse et al. (2016)</i> ⁴¹	87 patients with chronic headaches	Oral information provided on the treatment brand administered: minimized or maximized situations	Ibuprofen	Pain	Yes (antagonistic)	Unclear
<i>Bergmann et al. (1994)</i> ⁷	49 cancer patients	Oral information provided or not on the study procedure : neutral or maximized situations	Naproxen	Pain	Yes (antagonistic)	High
<i>Wise et al. (2009)</i> ⁴²	601 poorly controlled asthmatics	Oral information provided on the treatment administered, its brand and its color : neutral or maximized situations	Montelukast	Peak expiratory flow, Spirometry, and 4 self-assessment asthma scales.	Yes (antagonistic)	High
<i>Levine et al. (1984)</i> ⁴⁵	96 patients having undergone dental extraction	Hidden administration of treatments, manually or by a machine: minimized, neutral or maximized situations	Naloxone	Pain	Yes (antagonistic)	High

Uhlenhuth et al. (1959) ¹³	52 psychiatric patients suffering from anxiety	Neutral or positive attitude concerning the treatments administered: neutral or maximized situations	Meprobamate or Phenobarbital	Improvement perceived by patients, assessment by a psychiatrist and a scale grouping together 45 symptoms	Yes (synergistic)	High
Uhlenhuth et al. (1966) ⁴⁶	138 patients referred to psychiatric clinic	Neutral or positive attitude concerning the treatments administered : neutral or maximized situations	Meprobamate in neutral or maximized situation	Modifications on different scales	Yes (antagonistic)	High
Kam-Hansen et al. (2014) ²⁵	66 chronic migraine patients	Oral information on the treatment administered : minimized, neutral or maximized situations	Razatriptan	Pain	No (additive)	Low
Kemeny et al. (2007) ⁴³	55 poorly controlled asthmatics	Oral information provided on the treatment administered: neutral or maximized situations	Salmeterol	Concentration of methacholine needed to induce a 20% FEV1 decrease	No(no effect)	Low
Mathews et al. (1983) ⁴⁷	48 couples presenting	Frequency of administration and number of therapists: weekly, monthly and at least one therapist.	Testosterone	Improvement of symptoms evaluated by an	No (no effect)	High

	with sexual disorders			outside investigator and the couples themselves		
<i>De Craen et al.</i> (2001) ¹⁶	112 chronic pain patients	Written information on the treatment administered : neutral or maximized situations	Tramadol	Pain	No (no effect)	High
<i>Brandwhaite et al.</i> (1981) ³⁶	835 women with chronic headaches	Oral information provided on the “brand” of treatment administered : minimized or maximized situations	Aspirin	Pain	No (additive)	High

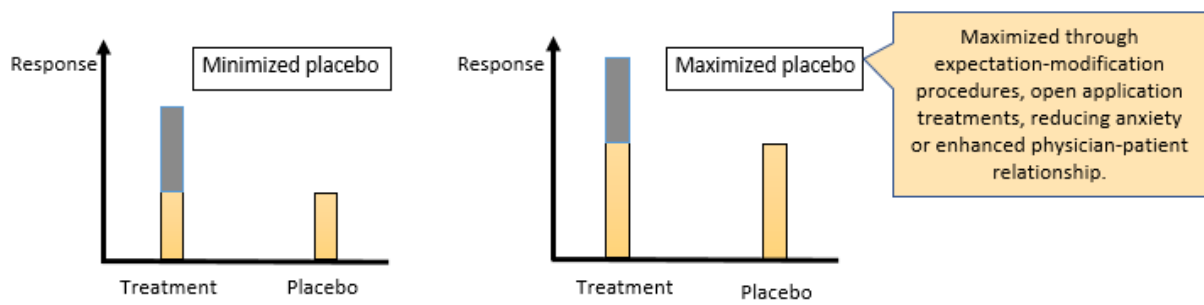
Table 2 b: Trials including healthy volunteers.

Trials	Population	Information modifying the power of the placebo effect	Treatment group	Endpoints	Interaction found? (which model?)	Risk of bias
<i>Schenk et al.</i> (2013) ⁴⁰	34 healthy volunteers	Oral information provided on the treatment administered: minimized or maximized situation	Lidocaine	Pain after painful thermal stimulus	Yes (synergistic)	Low
<i>Hammami et al.</i> (2016) ²⁷	480 healthy volunteers	Oral information on the treatment administered : minimized, neutral or maximized situations	Hydroxyzine.	Drowsiness and dry mouth	Yes (synergistic)	Low
<i>Berna et al.</i> (2017) ³³	100 healthy volunteers	Oral information that an analgesic yielding a dry mouth would be administered (in fact, it was atropine) : minimized or maximized situations	Diclofenac	Pain after painful thermal stimulus	Yes (synergistic)	Low

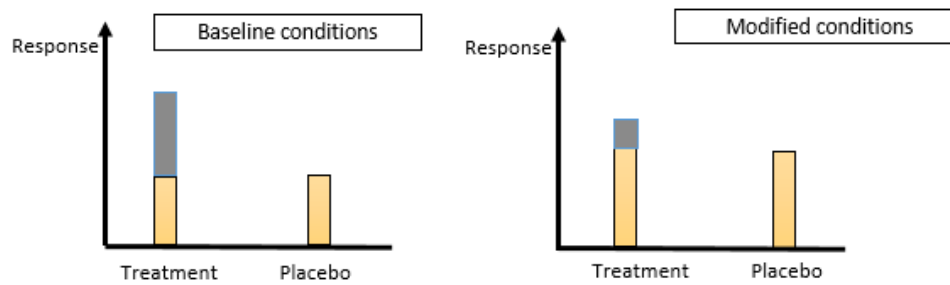
Lund et al. (2014) ³¹	46 healthy volunteers	Oral information on the treatment administered : minimized or maximized situations	Lidocaine	Self-assessed pain duration and its maximal intensity after painful stimulus by IM injection	Yes (antagonistic)	Unclear
Kirsch et al. (1993) ³⁸	100 healthy volunteers	Oral information on the treatment administered: minimized or maximized situation	Caffeine	Level of alertness and stress, systolic and diastolic tension and cardiac rhythm	Yes (synergistic)	High
Penick et al. (1965) ³⁹	14 healthy volunteers	Oral information on the treatment administered: minimized or maximized situations	Epinephrine	Level of perceived stress, glucose and FFA (<i>free fatty acid</i>) concentration and cardiac rhythm	Yes (synergistic)	High
Van Der Molen et al. (1988) ⁴⁸	13 healthy volunteers	Oral information provided on the treatment administered: minimized (relaxing information) and maximized (stressful information) situations	Lactate	Anxiety, pCO ₂ and respiratory rate	Yes (synergistic)	High
Rose et al. (2001) ⁴⁴	53 healthy volunteers	Oral and written information on the treatment administered: minimized or maximized situations	Melatonin	12-question assessment sleeping scale	Yes (antagonistic)	High

Mitchell et al. (1996) ³⁰	40 healthy volunteers	Oral information on the treatment administered : minimized or maximized situations	D-amphetamine.	Different scales of drug response (ARCI, DEQ, POMS)	Yes (antagonistic)	High
Hammami et al. (2010) ²⁸	180 healthy volunteers	Oral information on the treatment administered : maximized or minimized situations	Caffeine.	Subjective self-assessed (energy, fatigue, nausea) and objective parameters (systolic blood pressure).	Yes (antagonistic)	High
Butcher et al. (2012) ³²	20 healthy volunteers	Oral information on the treatment administered : minimized or maximized situations	Ibuprofen	Pain after painful electric stimulus	No (no effect)	Low
Flaten et al. (2004) ³⁵	94 healthy volunteers	Oral information on the treatment administered : minimized, neutral or maximized situation	Carisoprodol Or Caffeine	Eyeblink reflex, self-assessment of level of wakefulness and calm, skin conductance, cardiac rhythm, arterial tension	No (no effect)	Low
Alasken et al. (2015) ⁸	142 healthy volunteers	Oral information that analgesic or hyperalgesic cream was going to be administered : minimized or maximized situations	EMLA cream.	Endpoints evaluated after painful stimulus, including pain, stress and Blood Pressure.	No (additive)	Unclear
Atlas et al. (2012) ³⁷	14 healthy volunteers	Oral information on the treatment administered:	Remifentanyl	Pain after painful thermal stimulus	No (additive)	Unclear

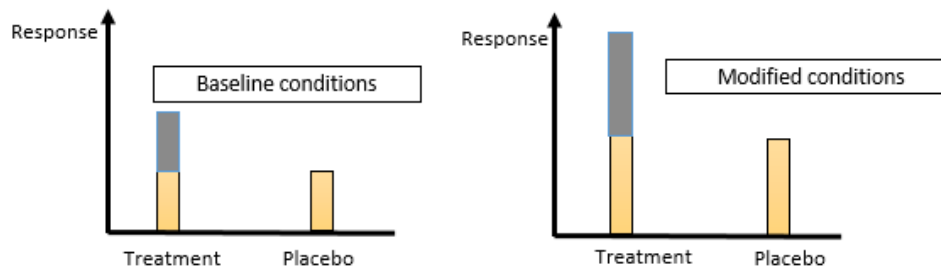
		minimized or maximized situation				
Ross et al. (1962)¹⁹	80 healthy volunteers	Hidden administration of treatments to minimize their effect : minimized or neutral situations	D-amphetamine	Mood swings (“ <i>Clyde Mood Scale</i> ”) and level of performance (<i>tapping task</i> and <i>H-Bar test</i>)	No (no effect)	High
Walach et al (2009)	75 healthy volunteers	Oral information on the treatment administered	Caffeine	Objective parameters (SAT, DAT, CF, reaction time) and subjective parameters.	No (no effect)	High
Bjorkedal et al. (2011)²⁹	20 healthy volunteers	Oral information that a powerful painkiller was administered (in fact, caffeine) : minimized or maximized situations	Caffeine	Wakefulness, stress, pain, expectations and laser evoked potentials.	No (no effect)	High
Flaten et al. (1999)³⁴	66 healthy volunteers	Oral information on the treatment administered : minimized, neutral or maximized situations	Carisoprodol	Eyeblink reflex, skin conductance, self-assessment of level of stress and drowsiness	No (no effect)	High
Lyerly et al. (1964)⁴⁹	90 veterans and 90 young employees	Oral information provided on the treatment administered: minimized, neutral or maximized situations	Amphetamine and chloral hydrate	Mood swings (“ <i>Clyde Mood Scale</i> ”) and level of performance (<i>tapping task</i> and <i>H-Bar test</i>).	No (no effect)	High



A. Additive model : the specific effect of treatment is the same no matter the placebo's intensity.



B. Antagonistic interactive model : the specific effect of treatment is different according to the placebo's intensity. Here it is lower compared to the baseline situation.



C. Synergistic interactive model : the specific effect of treatment is different according to the placebo's intensity. Here it is higher compared to the baseline situation.

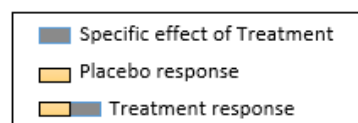


Fig 1. Additive versus Interactive model

Fig 1. Additive versus Interactive model

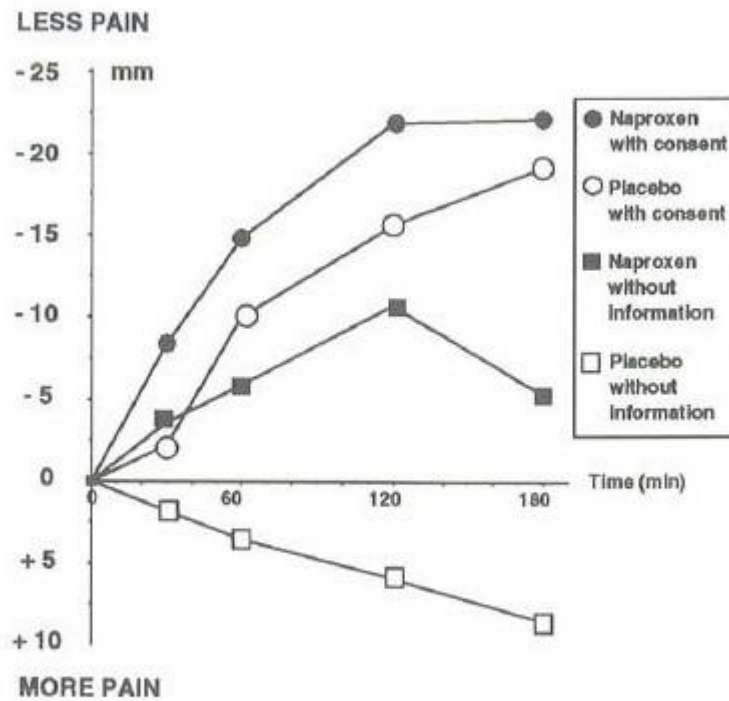


Fig 1. Illustrating the results of Bergmann et al. on a 100mm pain visual analogue scale after naproxen and after placebo in patients with (n=18) and without (n=25) information concerning the crossover placebo-controlled study. Zero is the pain at baseline.

Fig 2. Bergmann et al. results as published in 1994

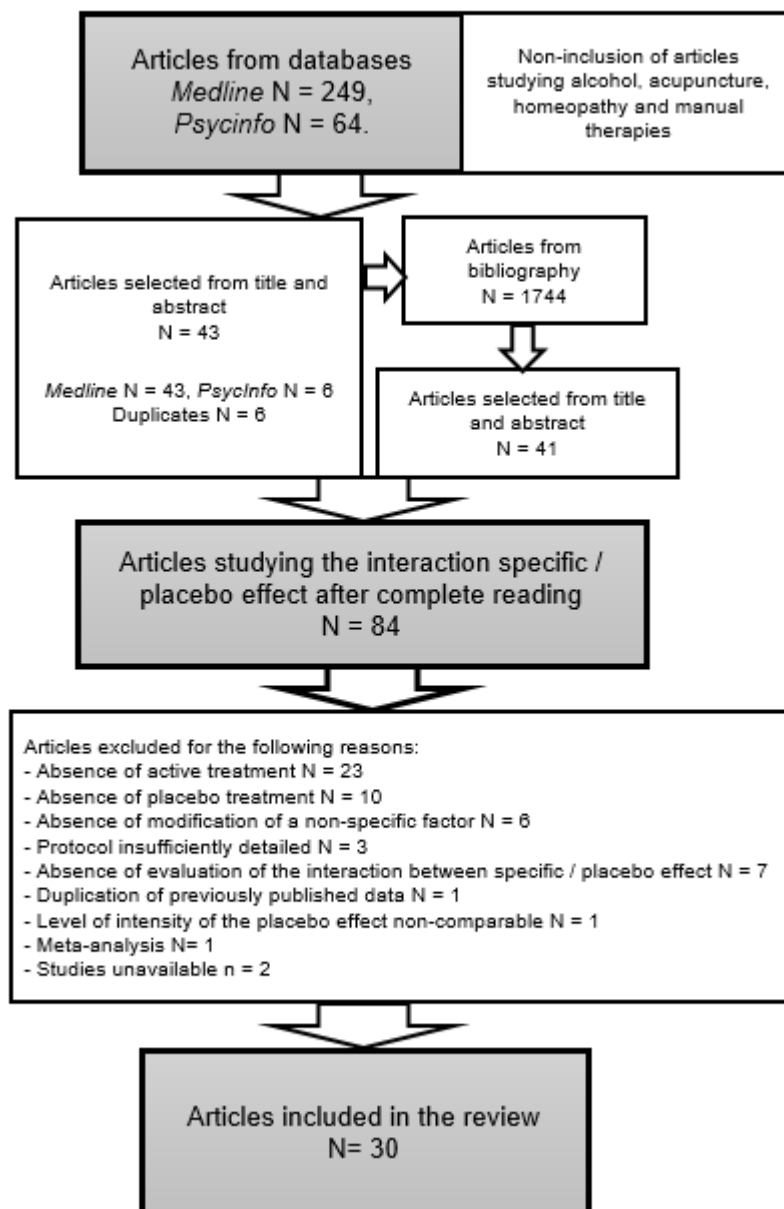
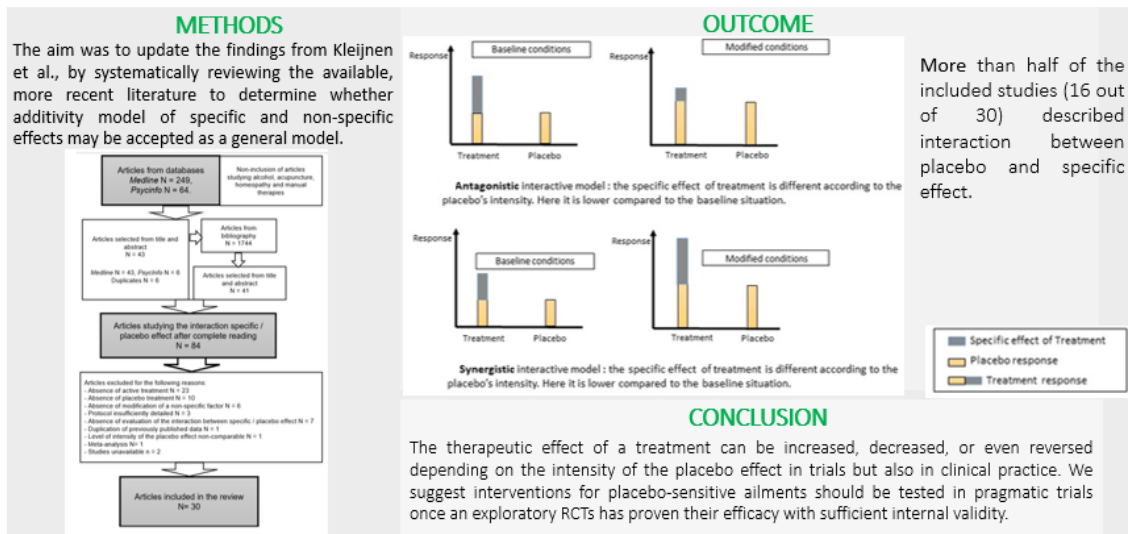


Fig 3. Flow-chart illustrating the selection process

Graphical abstract

HOW DO THEY ADD UP? THE INTERACTION BETWEEN THE PLACEBO AND TREATMENT EFFECT : A SYSTEMATIC REVIEW.



Boussageon, et al. *Br. J. Clin. Pharmacol.*



APPENDIX 1 : RISK OF BIAS ANALYSIS

The following table is an example of how risk of bias was evaluated in this study using the RoB2 tool for the analysis, here, of *Hammami et al. (2010)*. Please see lower for the detailed analysis of all the included trials.

Domain 1: Risk of bias arising from the randomization process

Signalling questions	Description	Response options
1.1 Was the allocation sequence random?	The randomization schedule was generated by one of the authors (MMH) using a program available on-line http://www.randomization.com . . Group assignment was concealed before randomization from participants and study coordinators who enrolled them.	<u>Y</u>
1.2 Was the allocation sequence concealed until participants were enrolled and assigned to interventions?		<u>Y</u>
1.3 Did baseline differences between intervention groups suggest a problem with the randomization process?	.Baseline characteristics of study groups are shown in Table 1.	<u>N</u>
Risk-of-bias judgement		Low

Domain 2: Risk of bias due to deviations from the intended interventions (effect of assignment to intervention)

Signalling questions	Description	Response options
2.1. Were participants aware of their assigned intervention during the trial?	None (participants) indicated that they have guessed the actual study aims.	<u>PN</u>
2.2. Were carers and people delivering the interventions aware of participants' assigned intervention during the trial?	Study coordinators guessed that 52%, 51%, 41%, and 44% of participants who received, caffeine described as caffeine, caffeine described as placebo, placebo described as placebo, and placebo described as caffeine, respectively, received caffeine; indicating the success of blinding.	<u>PN</u>
2.3. If Y/PY/NI to 2.1 or 2.2: Were there deviations from the intended intervention that arose because of the experimental context?		NA

2.4. If Y/PY to 2.3: Were these deviations from intended intervention balanced between groups?		NA
2.5 If N/PN/NI to 2.4: Were these deviations likely to have affected the outcome?		NA
2.6 Was an appropriate analysis used to estimate the effect of assignment to intervention?		<u>PY</u>
2.7 If N/PN/NI to 2.6: Was there potential for a substantial impact (on the result) of the failure to analyse participants in the group to which they were randomized?		NA
Risk-of-bias judgement		Low

Domain 3: Missing outcome data

Signalling questions	Description	Response options
3.1 Were data for this outcome available for all, or nearly all, participants randomized?	180 were equally randomized to caffeine or placebo cross-over arms. We excluded from analysis participants who later withdrew from the study (3 randomized to placebo, 2 to caffeine) or did not adequately abstain from caffeine (baseline caffeine levels in the study periods differed by ≥ 1 $\mu\text{g/ml}$ (2 randomized to placebo and 5 to caffeine). A flow chart is presented in Figure 2.	<u>Y</u>
3.2 If N/PN/NI to 3.1: Is there evidence that result was not biased by missing outcome data?		NA
3.3 If N/PN to 3.2: Could missingness in the outcome depend on its true value?		NA
3.4 If Y/PY/NI to 3.3: Do the proportions of missing outcome data differ between intervention groups?		NA
3.5 If Y/PY/NI to 3.3: Is it likely that missingness in the outcome depended on its true value?		NA
Risk-of-bias judgement		Low

Domain 4: Risk of bias in measurement of the outcome

Signalling questions	Description	Response options
4.1 Was the method of measuring the outcome inappropriate?		<u>PN</u>

4.2 Could measurement or ascertainment of the outcome have differed between intervention groups ?		<u>N</u>
4.3 If <u>N/PN/NI</u> to 4.1 and 4.2: Were outcome assessors aware of the intervention received by study participants ?		<u>N</u>
4.4 If <u>Y/PY/NI</u> to 4.3: Could assessment of the outcome have been influenced by knowledge of intervention received?		NA
4.5 If <u>Y/PY/NI</u> to 4.4: Is it likely that assessment of the outcome was influenced by knowledge of intervention received?		NA
Risk-of-bias judgement		Low

Domain 5: Risk of bias in selection of the reported result

Signalling questions	Description	Response options
5.1 Was the trial analysed in accordance with a pre-specified plan that was finalized before unblinded outcome data were available for analysis ?	Trial Registration: ClinicalTrials.gov identification number - NCT00426010. .There were no changes to study outcomes after study commencement.	<u>Y</u>
Is the numerical result being assessed likely to have been selected, on the basis of the results, from...		
5.2. ... multiple outcome measurements (e.g. scales, definitions, time points) within the outcome domain?	Measure of fatigue, energy, nausea, systolic blood pressure and conclusion according to results of energy and fatigue only, while no tests found significant difference.	<u>Y</u>
5.3 ... multiple analyses of the data?		<u>PN</u>
Risk-of-bias judgement		High

Overall risk of bias

Risk-of-bias judgement		High
-------------------------------	--	------

TABLE OF RISK OF BIAS EVALUATION FOR INCLUDED TRIALS ACCORDING TO ROB2

Included Trials (year of publication)	Domains					Overall risk of bias
	1	2	3	4	5	

<i>Kam-Hansen et al. (2014)</i> ²⁵	Low	Low	Low	Low	Low	Low
<i>Walach et al. (2009)</i> ²⁶	Low	Low	Low	Low	High	High
<i>Hammami et al. (2016)</i> ²⁷	Low	Low	Low	Low	Low	Low
<i>De Craen et al. (2001)</i> ¹⁶	Some concerns	High	Low	Some concerns	High	High
<i>Hammami et al. (2010)</i> ²⁸	Low	Low	Low	Low	High	High
<i>Bjorkedal et al. (2011)</i> ²⁹	Low	Low	Low	Low	High	High
<i>Mitchell et al. (1996)</i> ³⁰	Low	High	Low	Low	Some concerns	High
<i>Aslasken et al. (2015)</i> ⁸	Some concerns	Some concerns	Low	Low	Low	Some concerns
<i>Lund et al. (2014)</i> ³¹	Low	Low	Low	Low	Some concerns	Some concerns
<i>Butcher et al. (2012)</i> ³²	Low	Low	Low	Low	Low	Low
<i>Berna et al. (2017)</i> ³³	Low	Low	Low	Low	Low	Low
<i>Flaten et al. (1999)</i> ³⁴	Low	Low	Low	Low	High	High
<i>Flaten et al. (2004)</i> ³⁵	Low	Low	Low	Low	Low	Low
<i>Brandwhaite et al. (1981)</i> ³⁶	Low	Low	Low	Low	Some concerns	Low
<i>Atlas et al. (2012)</i> ³⁷	Some concerns	Some concerns	Low	Some concerns	Some concerns	Some concerns
<i>Kirsch et al. (1993)</i> ³⁸	Low	Some concerns	Low	Low	High	High
<i>Penick et al. (1965)</i> ³⁹	High	High	Low	High	Low	High
<i>Schenk et al. (2014)</i> ⁴⁰	Low	Low	Low	Low	Low	Low
<i>Faasse et al. (2016)</i> ⁴¹	Low	Some concerns	Low	Some concerns	Some concerns	Some concerns
<i>Wise et al. (2009)</i> ⁴²	Low	Low	Low	Low	High	High
<i>Kemeny et al. (2007)</i> ⁴³	Low	Low	Low	Low	Low	Low
<i>Rose et al. (2001)</i> ⁴⁴	Low	Low	Some concerns	Some concerns	High	High
<i>Ross et al. (1962)</i> ¹⁹	Some concerns	Some concerns	Some concerns	Some concerns	Some concerns	High
<i>Levine et al. (1984)</i> ⁴⁵	Low	Some concerns	Some concerns	Some concerns	Low	High
<i>Uhlenhuth et al. (1959)</i> ¹³	Low	Low	Some concerns	Some concerns	Low	High
<i>Uhlenhuth et al. (1966)</i> ⁴⁶	Low	Some concerns	Some concerns	Low	High	High
<i>Mathews et al. (1983)</i> ⁴⁷	Some concerns	High	Some concerns	Some concerns	Low	High
<i>Van Der Molen et al. (1988)</i> ⁴⁸	Some concerns	Some concerns	Low	Some concerns	High	High
<i>Lyerly et al. (1964)</i> ⁴⁹	Some concerns	Some concerns	Low	Some concerns	High	High
<i>Bergmann et al. (1994)</i> ⁷	Low	Low	Some concerns	Low	Low	Some concerns

Appendix 2

Trials	Hypothesis tested	Population	Modification of the power of the placebo effect	Treatments	Endpoints
<i>Kam-Hansen et al. (2014)</i> ²⁵	Additive model and interactive model	66 chronic migraine patients	Oral information on the treatment administered	Treatment group (Razatriptan) and placebo in minimized, neutral or maximized situation.	Relief 2h after onset of migraine symptoms and number of subjects without pain at 2.5h
<i>Walach et al. (2009)</i> ²⁶	Placebo effect depending on a non-local correlation with response to treatment	75 healthy volunteers	Oral information on the treatment administered	Treatment group (Caffeine) and placebo in maximized or neutral situation.	Objective parameters (SAT, DAT, CF, reaction time) and subjective parameters (calm, mood and alertness)
<i>Hammami et al. (2016)</i> ²⁷	Interactive model	480 healthy volunteers	Oral information on the treatment administered	Treatment group (hydroxyzine) and placebo in minimized, neutral or maximized situation.	Drowsiness and dry mouth, self-assessed by the participants during the 7h following treatment
<i>De Craen et al. (2001)</i> ¹⁶	Interactive model	112 chronic pain patients	Written information on the treatment administered	Treatment group (Tramadol) and placebo in maximized or neutral situation.	Primary endpoint : pain reduction on self-assessing VAS
<i>Hammami et al. (2010)</i> ²⁸	Interactive model and pharmacokinetic modification of the placebo effect	180 healthy volunteers	Oral information on the treatment administered	Treatment group (caffeine) and placebo in maximized or minimized situation.	Subjective self-assessed (energy, fatigue, nausea) and objective parameters (systolic blood pressure).
<i>Bjorkedal et al. (2011)</i> ²⁹	Interactive model: variation of treatment activity according to adverse effects.	20 healthy volunteers	Oral information that a powerful painkiller was administered (in fact, caffeine)	Treatment (caffeine) and placebo groups in maximized or minimized situations.	Wakefulness, stress, pain, expectations and laser evoked potentials.
<i>Mitchell et al. (1996)</i> ³⁰	Interactive model	40 healthy volunteers	Oral information on the treatment administered	Treatment group (d-amphetamine) and placebo in maximized or minimized situation.	Different scales of drug response (ARCI, DEQ, POMS)
<i>Alasken et al. (2015)</i> ⁸	Interactive model: inversion of treatment	142 healthy volunteers	Oral information that analgesic or hyperalgesic	Treatment group (Emla cream) and placebo in minimized or maximized situation.	Endpoints evaluated after painful stimulus, including pain, stress and Blood Pressure.

	effects by means of information		cream was going to be administered		
Lund et al. (2014) ³¹	Interactive model, being of more import with powerful placebo effect	46 healthy volunteers	Oral information on the treatment administered	Treatment group (lidocaine) and placebo in minimized or maximized situation	Self-assessed pain duration and its maximal intensity after painful stimulus by IM injection
Butcher et al. (2012) ³²	Variation of the placebo effect according to gender.	20 healthy volunteers	Oral information on the treatment administered	Treatment group (Ibuprofen) and placebo in minimized or maximized situation	Sel-assessed pain after painful electric stimulus
Berna et al. (2017) ³³	Interactive model: activity variation according to adverse effects	100 healthy volunteers	Oral information that an analgesic yielding a dry mouth would be administered (in fact, it was atropine)	Treatment group (Diclofenac) and placebo in minimized or maximized situation	Analgesia evaluated by VAS after painful thermal stimulus
Flaten et al. (1999) ³⁴	Interactive model	66 healthy volunteers	Oral information on the treatment administered	Treatment group (Carisoprodol) and placebo in minimized, neutral or maximized situation	Eyeblink reflex, skin conductance, self-assessment of level of stress and drowsiness
Flaten et al. (2004) ³⁵	Interactive model	94 healthy volunteers	Oral information on the treatment administered	Treatment group (Carisoprodol), caffeine and placebo in minimized, neutral or maximized situation	Eyeblink reflex, self-assessment of level of wakefulness and calm, skin conductance, cardiac rhythm, arterial tension
Brandwhaite et al. (1981) ³⁶	Interactive model	835 women presenting with chronic headaches	Oral information provided on the "brand" of treatment administered	Treatment group (Aspirin) and placebo in minimized or maximized situation	Pain self-assessment 30 minutes and 1 hour after headaches
Atlas et al. (2012) ³⁷	Interactive model	14 healthy volunteers	Oral information on the treatment administered	Treatment group (Remifentanil) and placebo in minimized or maximized situation	Self-assessed pain after painful thermal stimulus
Kirsch et al. (1993) ³⁸	Interactive model	100 healthy volunteers	Oral information on the treatment administered	Treatment group (Caffeine) and placebo in minimized or maximized situation	Level of alertness and stress, systolic and diastolic tension and cardiac rhythm at 15, 30 and then 45 minutes after ingestion

Penick et al. (1965) ³⁹	Interactive model	14 healthy volunteers	Oral information on the treatment administered	Treatment group (Epinephrine) and placebo in minimized or maximized situation Endpoints : I	Level of perceived stress, glucose and FFA (<i>free fatty acid</i>) concentration and cardiac rhythm
Schenk et al. (2013) ⁴⁰	Interactive model	34 healthy volunteers	Oral information provided on the treatment administered	Treatment group (Lidocaine) and placebo in minimized or maximized situation	Self-assessment of pain on VAS after painful thermal stimulus
Faasse et al. (2016) ⁴¹	Additive model	87 patients presenting with chronic headaches	Oral information provided on the treatment brand administered	Treatment group (Ibuprofen) and placebo in minimized or maximized situation	Home self-assessment of pain following headache episodes and reported adverse effects
Wise et al. (2009) ⁴²	Interactive model	601 poorly controlled asthmatics	Oral information provided on the treatment administered, its brand and its color	Treatment group (Montelukast) and placebo in neutral or maximized situation	Improvement at 4 weeks of peak expiratory flow, improvement of pulmonary functions evaluated by spirometry, and asthma control evaluated by 4 self-assessment scales
Kemeny et al. (2007) ⁴³	Variation of the placebo effect and its determinants	55 poorly controlled asthmatics	Oral information provided on the treatment administered	Treatment group (Salmeterol) and placebo in maximized or neutral situation	Concentration of methacholine needed to induce a 20% FEV1 decrease
Rose et al. (2001) ⁴⁴	Interactive model	53 healthy volunteers	Oral and written information on the treatment administered	Treatment group (Melatonin) and placebo in minimized or maximized situation	Subjective sleep evaluated by a 12-question assessment scale
Ross et al. (1962) ¹⁹	Interactive model	80 healthy volunteers	Hidden administration of treatments to minimize their effect	Treatment group (D-amphetamine) and placebo in the same neutral or minimized situations	Mood swings (" <i>Clyde Mood Scale</i> ") and level of performance (<i>tapping task</i> and <i>H-Bar test</i>)
Levine et al. (1984) ⁴⁵	Placebo effect independent of the means of administration	96 patients having undergone dental extraction	Hidden administration of treatments, manually or by a machine.	Treatment group (Naloxone) and placebo in minimized, neutral or maximized situation	Self-assessment of pain 50 min after treatment administration

<i>Uhlenhuth et al. (1959)</i> ⁴³	Interactive model	52 psychiatric patients suffering from anxieties	Neutral or positive attitude concerning the treatments administered	Treatment group (Meprobamate or Phenobarbital) and placebo in neutral or maximized situation	Improvement perceived by patients, assessment by a psychiatrist and a scale grouping together 45 symptoms
<i>Uhlenhuth et al. (1966)</i> ⁴⁶	Interactive model	138 patients referred to psychiatric clinic	Neutral or positive attitude concerning the treatments administered	Treatment group (Meprobamate) in neutral or maximized situation and placebo in the same situations	Modifications on different scales
<i>Mathews et al. (1983)</i> ⁴⁷	Interactive model	48 couples presenting with sexual disorders	Frequency of administration and number of therapists	Treatment group (Testosterone) and placebo with weekly or monthly administration and at least one therapist	Improvement of symptoms evaluated by an outside investigator and the couples themselves
<i>Van Der Molen et al. (1988)</i> ⁴⁸	Hyperventilation in the event of lactate injection or stressful information	13 healthy volunteers	Oral information provided on the treatment administered	Treatment group (lactate) and placebo in minimized (relaxing information) and maximized (stressful information) situations	Anxiety, pCo ² and respiratory rate
<i>Lyerly et al. (1964)</i> ⁴⁹	Interactive model	90 veterans and 90 young employees	Oral information provided on the treatment administered	Treatment group (Amphetamine and chloral hydrate) versus placebo in minimized, neutral or maximized situation	Mood swings ("Clyde Mood Scale") and level of performance (tapping task and H-Bar test).
<i>Bergmann et al. (1994)</i> ⁷	Interactive model	49 cancer patients	Oral information provided or not on the study procedure	Treatment group (500 mg of naproxen) and placebo in neutral or maximized situation	Self-assessment of pain on VAS up to 3 h after administration

Detailed Study characteristics. A minimized situation corresponds to less placebo effect power compared to a neutral or maximized situation. IM: intra-muscular – VAS: visual analog scale – EMLA: Eutectic Mixture of Local Anesthetics.

Studies	Effect of the treatment	Effect of the information	Interaction	Model	Risk of bias
Hammami et al. (2016) ²⁷	Yes	Yes	Yes	Synergistic	Low
Berna et al. (2017) ³³	No	No	Yes	Synergistic	Low
Schenk et al. (2013) ⁴⁰	Yes	No	Yes	Synergistic	Low
Lund et al. (2014) ³¹	Yes	Yes	Yes	Antagonistic	Unclear
Faasse et al. (2016) ⁴¹	Yes	Yes	Yes	Antagonistic	Unclear
Hammami et al. (2010) ²⁸	Yes	Yes	Yes	Antagonistic	High
Wise et al. (2009) ⁴²	Yes	Yes	Yes	Antagonistic	High
Rose et al. (2001) ⁴⁴	No	Yes	Yes	Antagonistic	High
Bergmann et al. (1994) ⁷	Yes	Yes	Yes	Antagonistic	High
Van Der Molen et al. 1988) ⁴⁸	Yes	Yes	Yes	Synergistic	High
Kirsch et al. (1993) ³⁸	Yes	Yes	Yes	Synergistic	High
Penick et al. (1965) ³⁹	..	No	Yes	Synergistic	High
Uhlenhuth et al. (1959) ¹³	..	Yes	Yes	Synergistic	High
Uhlenhuth et al. (1966) ⁴⁶	..	Yes	Yes	Antagonistic	High
Levine et al. (1984) ⁴⁵	No	Yes	Yes	Antagonistic	High
Mitchell et al. (1996) ³⁰	Yes	Yes	Yes	Antagonistic	High
Kam-Hansen et al. (2014) ²⁵	Yes	Yes	No	Additive	Low
Butcher et al. (2012) ³²	No	No	No	No effect	Low
Flaten et al. (2004) ³⁵	Yes	No	No	No effect	Low
Kemeny et al. (2007) ⁴³	Yes	No	No	No effect	Low
Alasken et al. (2015) ⁸	Yes	Yes	No	Additive	Unclear
Atlas et al. (2012) ³⁷	Yes	Yes	No	Additive	Unclear
Brandwhaite et al. (1981) ³⁶	Yes	Yes	No	Additive	High
De craen et al. (2001) ¹⁶	No	No	No	No effect	High
Flaten et al. (1999) ³⁴	No	Yes	No	No effect	High
Bjorkedal et al. (2011) ²⁹	No	No	No	No effect	High
Ross et al. (1962) ¹⁹	No	No	No	No effect	High
Lyerly et al. (1964) ⁴⁹	No	No	No	No effect	High
Walach et al. (2009) ²⁶	No	No	No	No effect	High
Mathews et al. (1983) ⁴⁷	No	No	No	No effect	High

Interaction and risk of bias. (.. : missing data)