



HAL
open science

Using the clinical information system and self-supervision to rationalize the need for antibiotic stewardship: An interventional study in a 2000-bed university hospital

Benjamin Viala, Maxime Villiet, Alexis Redor, Marie-Noelle Didelot, Alain Makinson, Jacques Reynes, Vincent Le Moing, David Morquin

► To cite this version:

Benjamin Viala, Maxime Villiet, Alexis Redor, Marie-Noelle Didelot, Alain Makinson, et al.. Using the clinical information system and self-supervision to rationalize the need for antibiotic stewardship: An interventional study in a 2000-bed university hospital. *International Journal of Antimicrobial Agents*, 2021, 57 (1), pp.106233. 10.1016/j.ijantimicag.2020.106233 . hal-03659164

HAL Id: hal-03659164

<https://hal.science/hal-03659164v1>

Submitted on 3 Feb 2023

HAL is a multi-disciplinary open access archive for the deposit and dissemination of scientific research documents, whether they are published or not. The documents may come from teaching and research institutions in France or abroad, or from public or private research centers.

L'archive ouverte pluridisciplinaire **HAL**, est destinée au dépôt et à la diffusion de documents scientifiques de niveau recherche, publiés ou non, émanant des établissements d'enseignement et de recherche français ou étrangers, des laboratoires publics ou privés.



Distributed under a Creative Commons Attribution - NonCommercial 4.0 International License

1 **Short communication Using the clinical information system and self-supervision to rationalise the**
2 **need for antibiotic stewardship: an interventional study in a 2000-bed University Hospital.**

3 Benjamin Viala^{a1}, Maxime Villiet^b, Alexis Redor^a, Marie-Noelle Didelot^c, Alain Makinson^a, Jacques
4 Reynes^a, Vincent Le Moing^a, David Morquin^a

5 ^a Infectious and Tropical Diseases Department, CHU Montpellier, Montpellier, France.

6 ^b Clinical Pharmacy Department, CHU Montpellier, Montpellier, France.

7 ^c Microbiology Department, CHU Montpellier, Montpellier, France.

8 ¹ Present affiliation of Dr Viala is: Service of Infectious Diseases, University Hospital and University of
9 Lausanne, Switzerland.

10 **Corresponding author**

11 Viala Benjamin

12 Current address: CHUV, Service des maladies infectieuses, Rue du Bugnon 46, 1011 Lausanne, Suisse

13 E-mail: viala.benjamin@gmail.com

14 Phone: +41 79 811 97 91

15 Fax: +41 21 314 10 08

16 **e-mail addresses**

17 Maxime Villiet: m-villiet@chu-montpellier.fr

18 Alexis Redor: re_playe@yahoo.fr

19 Marie-Noelle Didelot: mn-didelot@chu-montpellier.fr

20 Alain Makinson: a-makinson@chu-montpellier.fr

21 Jacques Reynes: j-reynes@chu-montpellier.fr

22 Vincent Le Moing: v-le_moing@chu-montpellier.fr

23 David Morquin: d-morquin@chu-montpellier.fr

24

25 **Abstract**

26 Objectives: To describe electronic medical records (EMR) and computerised physician order entry
27 system (CPOE) usefulness to support and assess antimicrobial stewardship programs (ASP).

28 Methods: In our hospital, Infectious diseases specialists (IDS) supervise antimicrobial prescription
29 when solicited by physicians in charge of patients. From January to October 2015, we calculated
30 treatment days of antibiotic prescriptions, supervised or unsupervised by IDS (SAP or UAP
31 respectively) in all wards, except intensive care units. Embedding recommendations on carbapenem
32 indications as a checklist into CPOE, we implemented in 2017 a self-administered ASP. We reviewed
33 EMR to determine global compliance with carbapenem prescription guidelines (combining
34 introduction of therapy and 72-hour assessment) before and after implementation of self-
35 administered ASP in departments with low rate of SAP of these antibiotics.

36 Results: Among 16,090 prescriptions extracted, 19.9% were SAP. We identified three patterns of
37 antibiotic prescriptions. The first pattern (amoxicillin-clavulanate, ceftriaxone) is characterised by
38 high rate of UAP in every department, the second (cloxacillin, rifampin) by high rate of SAP in every
39 department and the third (broad-spectrum beta-lactams) by heterogeneous distribution of SAP/UAP
40 among departments. We reviewed carbapenem prescriptions in 5 departments with low SAP of
41 carbapenems during 6 months, 94 before and 107 after implementation of self-administered ASP.
42 Global compliance with guidelines significantly increased from 22% to 37% (risk difference, 15% [CI,
43 2.3 - 28.5%]; P=0.02).

44 Conclusion: Clinical information system may help rationalise antibiotic stewardship in a context of
45 scarce medical resources. Mapping of antibiotic prescription and self-supervision are efficient,
46 complementary and easy to implement tools.

47 **Keywords**

48 Antimicrobial stewardship, Information systems, Electronic medical records, computerised physician
49 order entry system, carbapenems

50 **Abbreviations**

51 ASP: antimicrobial stewardship program

52 CPOE: computerised order entry system

53 EMR: electronic medical record

54 IDS: infectious diseases specialist

- 55 SAP: supervised antibiotic prescription
- 56 UAP: unsupervised antibiotic prescription

57 **1 Introduction**

58 The global increase in prevalence of bacterial resistance is a major concern [1, 2]. Amongst different
59 approaches to fight bacterial resistance, reducing unnecessary prescription of antibiotics is one of
60 the most challenging [3]. Pollack *et al.* recommended tracking and reporting antibiotic use as a core
61 element of antimicrobial stewardship program (ASP) [4]. Comprehensive ASP has proved efficient in
62 reducing costs, length of hospital stay and complications of antibiotic therapy. However, it may be
63 time-consuming and difficult to implement, it may be difficult to assess the human resources needed
64 for implementation [5-8]. In some countries, like in France, persuasion and collaboration are
65 preferred to coercive approaches [9]. Data comparing the effectiveness and relevance of the various
66 programs are lacking and do not allow for a strategy to be defined [10].

67 The use of information technology support may be associated with a better control of antibiotic
68 consumption [11]. In 2012, we implemented an innovative ASP program supported by the electronic
69 medical record (EMR) in the University hospital of Montpellier, France, a 2000-bed tertiary hospital
70 [12]. Such a clinical information system generates huge quantity of data but, little has been
71 published on data analytics with the purpose to evaluate infectious diseases specialists' (IDS)
72 collaborations with other physicians and design data-driven ASP. We took this opportunity to assess
73 whether data analytics could guide our ASP strategy.

74 We report here a step-by-step study using EMR and the computerised physician order entry (CPOE)
75 system to 1) analyse antibiotic prescribing behaviour at the hospital level, 2) detect potential misuse
76 and deduce areas for potential improvement, 3) implement and evaluate data-driven brief and short
77 interventions to improve antibiotic prescriptions, especially for carbapenems.

78 **2 Materials and methods**

79 2.1 Implementation of ASP program

80 The program was elaborated by the IDS department in collaboration with pharmacists,
81 microbiologists and the Information technology department. Each prescriber using CPOE system to
82 prescribe antibiotics had to fill a specific electronic form. A notification reminded 1) that multidrug
83 resistance is associated with misuse of antibiotics, and 2) the 24/7 availability of tele-expertise from
84 an IDS. After solicitation by the physicians in charge of the patient, IDS have an access to medical
85 chart and data. All advice for antibiotic therapy management were available in real time in patients'
86 EMR [12].

87 2.2 Mapping of antibiotic prescription

88 The first step was the analysis of prescription behaviours and of physicians' collaborations with IDS.
89 We built an algorithm to identify, among all antibiotic prescriptions, those filled in connection with
90 the documented opinion of an IDS through tele-expertise. To map antibiotic prescriptions, we
91 collected all inpatient electronic antimicrobial order entries prescribed through CPOE from May 1st
92 to October 31st 2015. We excluded intensive care, Emergency and Bone marrow transplantation
93 units, which did not use the CPOE system, and paediatric units. Prescriptions cancelled before drug
94 administration were excluded.

95 For each prescription, we extracted the number of days of antibiotic treatment administered and we
96 examined whether the antibiotic therapy had been guided or not by an IDS notified opinion. For
97 each department, we distinguished between the treatment days of supervised antibiotic
98 prescriptions (SAP) or unsupervised antibiotic prescriptions (UAP) by an IDS.

99 2.3 Intervention

100 The second step was to build and evaluate a self-administered ASP. Prescription of carbapenems was
101 chosen to assess the effectiveness of self-supervision of antibiotic prescription through the CPOE. In
102 January 2017, we implemented the recommendations on carbapenem indications directly into the
103 CPOE in the form of a checklist to be filled-in by the prescriber. Prior to this implementation,
104 recommendations (see Supplementary Figure 1) were available in the hospital guidelines,
105 implemented in December 2015, which necessitated a voluntarily consultation by the prescriber. For
106 imipenem, meropenem and ertapenem prescriptions, a mandatory pop-up with a short and
107 interactive reminder of the recommendations appeared. Before validating the prescription,
108 prescribers had to tick the following conditional information: 1) for empiric therapy, risks factors for
109 multidrug-resistant (MDR) Gram-negative infections and severity of the disease (i.e. neutropenia,
110 sepsis or septic shock) 2) for targeted therapy, indication (i.e. MDR *Pseudomonas aeruginosa* or
111 extended-spectrum beta-lactamase-producing Enterobacteriaceae infection) and site of infection.
112 The system explicitly informed whether prescriptions conformed to the guidelines, but not
113 coercively as off-label prescriptions were allowed. Provision of administrator email in the pop-up
114 allowed users' feedback.

115 2.4 Target audience, pre and post-intervention evaluation

116 Using the results of the mapping, we targeted departments with the same patterns: 1) high level
117 administration days of carbapenems and 2) high proportion of carbapenem UAP. We conducted a
118 retrospective audit of carbapenem prescriptions in the selected departments from May to October
119 2015 (pre-intervention evaluation) and from February to July 2017 (post-intervention evaluation).

120 Inclusion of several infectious events with carbapenem prescription for the same patient was
121 possible.

122 All data were extracted from EMR and CPOE system. Benjamin Viala reviewed each EMR and
123 determined compliance of prescriptions with local guidelines (see Supplementary Figure 1), French
124 guidelines for the management of urinary tract infections [13] and recommendations of the Fourth
125 European Conference on Infections in Leukaemia (ECIL-4) for neutropenic patients [14]. We also
126 evaluated 72-hour antibiotic therapy assessment and appropriate adjustment according to national
127 guidelines (i.e. discontinuation of carbapenem except for empiric prescription for neutropenic
128 patients with history of MDR Gram-negative bacteria infection or colonization; targeted
129 prescriptions without carbapenem-sparing alternative or alternative contraindicated) [15]. We
130 calculated risk difference with 2-sided 95% confidence interval (CI) and we used a bilateral Chi-
131 squared test for comparison of proportions.

132 The institution's anti-infective drug commission considered that this study was part of the analysis of
133 current care practices, which did not require the approval of an ethics committee.

134 **3 Results**

135 **3.1 Mapping antibiotic prescriptions**

136 From May 1st to October 31st 2015, 20,479 hospital stays were recorded. At least one prescription of
137 antibiotic therapy was recorded during 6,145 stays (30%). We analysed 16,090 lines of prescriptions
138 corresponding to 83,085 days of therapy (DOT). Antibiotic consumptions in major departments are
139 summarised in Supplementary Table 1. Proportions of supervised prescriptions per department were
140 very heterogeneous, ranging from 0.9% to 64.2% with an average of 19.9%.

141 Figure 1 represents visually the share of each antibiotic in the overall volume in the hospital during
142 the period, with the proportion of SAP/UAP. Supplementary Table 2 provides detailed figures. The
143 three antibiotics more frequently used were third-generation cephalosporins (15.4%), amoxicillin-
144 clavulanic acid (13.3%) and piperacillin-tazobactam (10.6%). The IDS team was widely involved in
145 prescriptions of tigecycline, ceftaroline, cloxacillin, daptomycin and rifampicin but not in amoxicillin-
146 clavulanic acid.

147 Figure 2 shows how each department is positioned for the prescription of given antibiotics, based
148 on the rate of SAP and the weight of this prescription in proportion to the hospital. By mapping each
149 department's SAP proportions in proportion of hospital DOT, we were able to identify different
150 patterns of prescription.

151 The first pattern, characterised by a high rate of UAP in every department, is exemplified by
152 amoxicillin-clavulanate and ceftriaxone, which are evenly distributed over the majority of
153 departments. Only 2 departments had a prescription proportion of amoxicillin-clavulanate >10% of
154 the total DOT (internal medicine: 19.6% and ENT/maxillofacial surgery: 17.8%).

155 A second pattern was characterised by antibiotics with a high rate of SAP in all departments. The
156 main examples of this pattern were cloxacillin and rifampicin. The only exception was the
157 pneumology department, in which rifampicin prescriptions represented 14% of all rifampicin
158 prescription and were mainly UAP.

159 The third pattern was characterised by a heterogeneous distribution and concerned broad-spectrum
160 molecules such as piperacillin-tazobactam or carbapenems. Five departments prescribed 55.4% of
161 the carbapenem hospital consumption with low rates of SAP. Regarding piperacillin-tazobactam,
162 four departments concentrated 54.3% of the total consumption, with 8.1% of their prescriptions
163 (53/656) having a duration of more than fourteen days, corresponding to 1,526 DOT (17.2% of all
164 piperacillin-tazobactam DOT).

165 3.2 Audits of carbapenem use

166 In the five targeted departments, we assessed conformity with guidelines of 94 carbapenem pre-
167 intervention and 107 post-intervention prescriptions (see Supplementary Figure 2). In the post-
168 intervention evaluation, the checklist was filled for 79% of carbapenem prescriptions. The majority
169 of patients who received carbapenems had been hospitalised and had received broad-spectrum
170 antibiotic therapy in the three previous months (Supplementary Table 3). More than half of the
171 carbapenem prescriptions followed another antibiotic therapy. Other characteristics of infections
172 are summarised in Supplementary Table 3. Enterobacteriaceae represented the majority of isolated
173 pathogens (see Supplementary Table 4).

174 Carbapenem prescription compliance with local guidelines and with ECIL-4 guidelines for antibiotic
175 therapy increased from 36% to 47% after intervention (risk difference, 11% [2-sided 95% CI, -3 to
176 24.1%]) but this increase was not statistically significant (P=0.13). Appropriate adjustment of
177 carbapenem prescriptions in the three days following initial prescription also tended to increase
178 from 49% before intervention to 62% after intervention (risk difference, 12% [2-sided 95% CI, -2.1 to
179 26.7%]; P=0.10). When combining the two indicators, compliance with antibiotic therapy
180 introduction and 72-hour assessment, compliance significantly increased from 22% to 37% (risk
181 difference, 15% [2-sided 95% CI, 2.3 to 28.5%]; P=0.02). About 40% of inappropriate empirical
182 prescriptions were escalation therapy, a situation initially not addressed in our local guidelines. We

183 thus subsequently modified our guidelines to add a new indication for carbapenems in case of
184 failure of a broad-spectrum antibiotic therapy with third-generation cephalosporin or piperacillin-
185 tazobactam, preferably after advice of an IDS. Results are summarised in table 1. Evolution of pre
186 and post intervention compliance with guidelines for antibiotic therapy introduction was
187 heterogeneous among targeted departments. Compliance for 72-hour reassessment increased in all
188 departments (see Supplementary Figure 3).

189 **4 Discussion**

190 We used data from the clinical information system to further evaluate prescribing behaviours
191 according to each class of antibiotics and interactions between prescribers and IDS. This mapping
192 allowed a focused intervention using self-supervision, which was targeted on wards with a high rate
193 of carbapenem prescriptions without advice of IDS. We showed that this intervention was feasible
194 using very few resources and led to improvement of conformity of prescription to guidelines. Results
195 also allowed us to make real-time modifications of our local recommendations.

196 Our method allowed us to highlight patterns of interaction between physicians and IDS for
197 antimicrobial prescription. For pattern I, characterised by high volume of prescription and low
198 proportion of supervision rather equally distributed in all departments, relevant interventions may
199 be implementation of guidelines applicable to all departments. Audits and specific IDS interventions
200 may be limited to a few exceptions easily identifiable. For example, we identified two departments
201 with high consumption of amoxicillin-clavulanate. This is easily explained by the type of clinical
202 activity, i.e. treatment of community acquired respiratory infections (internal medicine) and
203 prophylaxis and treatment of oro-facial infections (ENT/maxillofacial surgery). Audits targeting these
204 indications would help check validity of prescriptions. For pattern II, with a high level of stewarded
205 prescriptions, there is no need for an intervention. The exception of rifampicin, mainly UAP in
206 pneumology department is explained by treatment of tuberculosis. For pattern III, characterised by a
207 high heterogeneity between departments and concerning mostly broad-spectrum antibiotics, a
208 relevant strategy would be to target ASP to departments with high rate of unsupervised
209 prescriptions.

210 The intervention we designed specifically for carbapenem antimicrobial stewardship had several
211 benefits. The implementation of interactive reminder in CPOE was comprehensive, consumed
212 minimal human resources and was at very low costs.

213 Data provided by the prescriber by filling up the checklist facilitate audits. It captures the prescriber
214 intention and the misfits between the guidelines and the clinical situations. For example, we

215 revealed that escalation therapy situation to carbapenems (40% of carbapenem prescriptions
216 considered inappropriate) were not taken into account in our guidelines so these were changed.

217 To our knowledge, this is the first study assessing the weight of IDS advice for antibiotics in almost all
218 departments of a hospital. Volumes and rates of patients receiving antibiotics are consistent with
219 results of previous studies [16]. As suggested by Forrest *et al.* our model demonstrates that EMR can
220 serve as a tool for implementation and analyse of ASP and allows a better elaboration of antibiotic
221 control policies [17]. Moreover, to our knowledge, this is the first study assessing the
222 implementation of a CPOE-embedded survey as a self-stewardship strategy. Some studies included
223 some self-stewardship strategies as CPOE-embedded guidelines, but most of “IDS-free” ASP involved
224 computerised decision support system, with inconstant efficacy [17-19]. Our self-stewardship
225 strategy has numerous benefits: 1) fast and easy implementation with large distribution; 2) minimal
226 human resources consumption; 3) very low costs; 4) can be easily changed, for example to
227 implement new indications or to address another antibiotic; 5) data provided by the survey facilitate
228 audits; 6) it allows users’ feedback (survey’s administrator email is provided) in order to improve
229 both survey and local guidelines. Moreover, our strategy led to a global improvement of quality of
230 prescriptions in a context marked by poor adherence to guidelines.

231 Our study has further limitations. First, we tried to build a comprehensive global picture of
232 antimicrobial prescription but we were not exhaustive. We did not include intensive care,
233 emergency, and bone marrow transplantation units, which are high antibiotic consumers.
234 Paediatrics units were excluded because most IDS advices were informal. Further work will be
235 required to determine if completeness is relevant and modifies necessary interventions. Second, due
236 to the low number of prescriptions, we were not able to identify effects of our intervention on
237 antimicrobial resistance or on patients’ outcome. Third, our main result of the evaluation before and
238 after the targeted intervention reached statistical significance only when combining introduction of
239 therapy and 72-hours assessment, but this is probably due to the small sample size and the short
240 periods of evaluation. We were unable to estimate the number of carbapenem prescriptions
241 avoided directly as a result of our intervention. The before-after design cannot establish definitive
242 causality between our intervention and prescription improvement. Finally, we were not able to
243 provide data on the effects of our intervention on antimicrobial resistance or on patients’ outcome.
244 However, improving antibiotic prescriptions proved to be efficient in many other studies [5-7, 20].
245 However, we believe that our paper is a proof of concept that data analysis can target most relevant
246 problems in antimicrobial prescription in a large tertiary hospital, help design actions and evaluate

247 their impact. Our approach also enables to quantify the weight of an action in relation to the overall
248 volume of prescriptions.

249 Beyond the results of the audit of our targeted intervention, our main contribution to the studies on
250 antimicrobial stewardship is to propose a reproducible method to rationalise the conduct of ASPs.
251 This first step allows us to consider many research perspectives and to guide software publishers on
252 how information systems could fight against antimicrobial resistance.

253 **5 Conclusion**

254 We developed an original way to rationalise antibiotic stewardship by using a clinical information
255 system, combining mapping of prescription according to their supervision by an IDS followed by an
256 audit and self-supervision through a CPOE embedded checklist. We believe that this easy to
257 implement and non-coercive approach is adapted to settings characterised by a high autonomy of
258 prescribers, like the French healthcare system [9]. Use of the clinical information system may be
259 particularly useful in large hospitals where a direct intervention of an IDS on all antibiotic
260 prescriptions is hardly feasible.

261 **6 Acknowledgments**

262 Some of these data were presented at the 27th ECCMID 2017 in Vienna, Austria, 22-25 April 2017
263 (P1157) and at the 28th ECCMID 2018 in Madrid, Spain, 21–24 April 2018 (P0876).

264 **Declarations**

265 **Funding:** This research did not receive any specific grant from funding agencies in the public,
266 commercial, or not-for-profit sectors.

267 **Competing Interests:** None

268 **Ethical Approval:** Not required

269 **Contribution**

270 Conception and design of the study D. Morquin, V. Le Moing

271 Acquisition analysis and interpretation of data: B. Viala, A. Redor, M. Villiet, MN Didelot

272 Drafting the article: B. Viala, A. Redor, D. Morquin

273 Revising the article: V. Le Moing, A. Makinson, J. Reynes

274 **References**

- 275 [1] Boucher HW, Talbot GH, Bradley JS, Edwards JE, Gilbert D, Rice LB, et al. Bad bugs, no drugs: no
276 ESKAPE! An update from the Infectious Diseases Society of America. *Clinical infectious diseases : an*
277 *official publication of the Infectious Diseases Society of America.* 2009;48:1-12.
- 278 [2] McLaughlin M, Advincula MR, Malczynski M, Qi C, Bolon M, Scheetz MH. Correlations of
279 antibiotic use and carbapenem resistance in enterobacteriaceae. *Antimicrob Agents Chemother.*
280 2013;57:5131-3.
- 281 [3] Hollis A, Maybarduk P. Antibiotic Resistance Is a Tragedy of the Commons That Necessitates
282 Global Cooperation. *J Law Med Ethics.* 2015;43 Suppl 3:33-7.
- 283 [4] Pollack LA, Srinivasan A. Core elements of hospital antibiotic stewardship programs from the
284 Centers for Disease Control and Prevention. *Clin Infect Dis.* 2014;59 Suppl 3:S97-100.
- 285 [5] Karanika S, Paudel S, Grigoras C, Kalbasi A, Mylonakis E. Systematic Review and Meta-analysis of
286 Clinical and Economic Outcomes from the Implementation of Hospital-Based Antimicrobial
287 Stewardship Programs. *Antimicrob Agents Chemother.* 2016;60:4840-52.
- 288 [6] Pulcini C, Botelho-Nevers E, Dyar OJ, Harbarth S. The impact of infectious disease specialists on
289 antibiotic prescribing in hospitals. *Clin Microbiol Infect.* 2014;20:963-72.
- 290 [7] Schmitt S, McQuillen DP, Nahass R, Martinelli L, Rubin M, Schwebke K, et al. Infectious diseases
291 specialty intervention is associated with decreased mortality and lower healthcare costs. *Clinical*
292 *infectious diseases : an official publication of the Infectious Diseases Society of America.* 2014;58:22-
293 8.
- 294 [8] Le Coz P, Carlet J, Roblot F, Pulcini C. Human resources needed to perform antimicrobial
295 stewardship teams' activities in French hospitals. *Med Mal Infect.* 2016;46:200-6.
- 296 [9] Perozziello A, Routelous C, Charani E, Truel A, Birgand G, Yazdanpanah Y, et al. Experiences and
297 perspectives of implementing antimicrobial stewardship in five French hospitals: a qualitative study.
298 *International journal of antimicrobial agents.* 2018;51:829-35.
- 299 [10] Tamma PD, Avdic E, Keenan JF, Zhao Y, Anand G, Cooper J, et al. What Is the More Effective
300 Antibiotic Stewardship Intervention: Preprescription Authorization or Postprescription Review With
301 Feedback? *Clinical infectious diseases : an official publication of the Infectious Diseases Society of*
302 *America.* 2017;64:537-43.
- 303 [11] Amadeo B, Dumartin C, Parneix P, Fourier-Reglat A, Rogues AM. Relationship between
304 antibiotic consumption and antibiotic policy: an adjusted analysis in the French healthcare system. *J*
305 *Antimicrob Chemother.* 2011;66:434-42.
- 306 [12] Morquin D, Ologeanu-Taddei R, Koumar Y, Reynes J. TELE-EXPERTISE SYSTEM BASED ON THE
307 USE OF THE ELECTRONIC PATIENT RECORD TO SUPPORT REAL-TIME ANTIMICROBIAL USE. *Int J*
308 *Technol Assess Health Care.* 2018;34:156-62.
- 309 [13] Caron F, Galperine T, Flateau C, Azria R, Bonacorsi S, Bruyère F, et al. Practice guidelines for the
310 management of adult community-acquired urinary tract infections. *Med Mal Infect.* 2018;48:327-58.
- 311 [14] Averbuch D, Orasch C, Cordonnier C, Livermore DM, Mikulska M, Viscoli C, et al. European
312 guidelines for empirical antibacterial therapy for febrile neutropenic patients in the era of growing
313 resistance: summary of the 2011 4th European Conference on Infections in Leukemia.
314 *Haematologica.* 2013;98:1826-35.
- 315 [15] S. A. Quelles indications pour les carbapénèmes ? 2016.
- 316 [16] Alfandari S, Robert J, Pean Y, Rabaud C, Bedos JP, Varon E, et al. Antibiotic use and good
317 practice in 314 French hospitals: The 2010 SPA2 prevalence study. *Med Mal Infect.* 2015;45:475-80.
- 318 [17] Forrest GN, Van Schooneveld TC, Kullar R, Schulz LT, Duong P, Postelnick M. Use of electronic
319 health records and clinical decision support systems for antimicrobial stewardship. *Clin Infect Dis.*
320 2014;59 Suppl 3:S122-33.

321 [18] Buising KL, Thursky KA, Robertson MB, Black JF, Street AC, Richards MJ, et al. Electronic
322 antibiotic stewardship--reduced consumption of broad-spectrum antibiotics using a computerized
323 antimicrobial approval system in a hospital setting. *J Antimicrob Chemother.* 2008;62:608-16.
324 [19] Baysari MT, Lehnbohm EC, Li L, Hargreaves A, Day RO, Westbrook JI. The effectiveness of
325 information technology to improve antimicrobial prescribing in hospitals: A systematic review and
326 meta-analysis. *Int J Med Inform.* 2016;92:15-34.
327 [20] Schuts EC, Hulscher MEJL, Mouton JW, Verduin CM, Stuart JWTC, Overdiek HWPM, et al.
328 Current evidence on hospital antimicrobial stewardship objectives: a systematic review and meta-
329 analysis. *Lancet Infect Dis.* 2016;16:847-56.

330

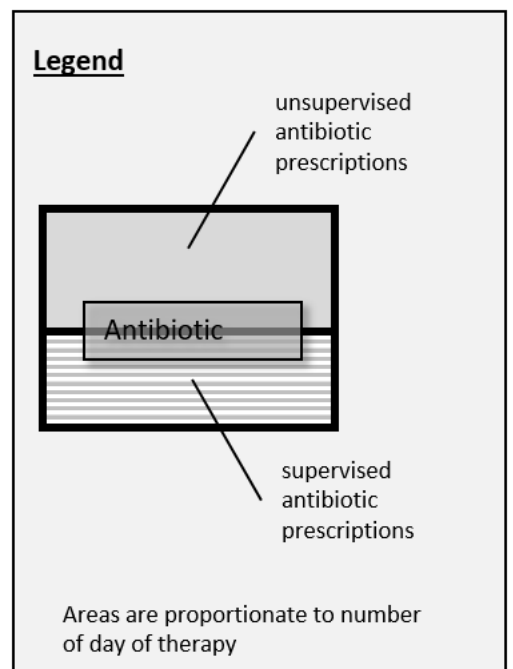
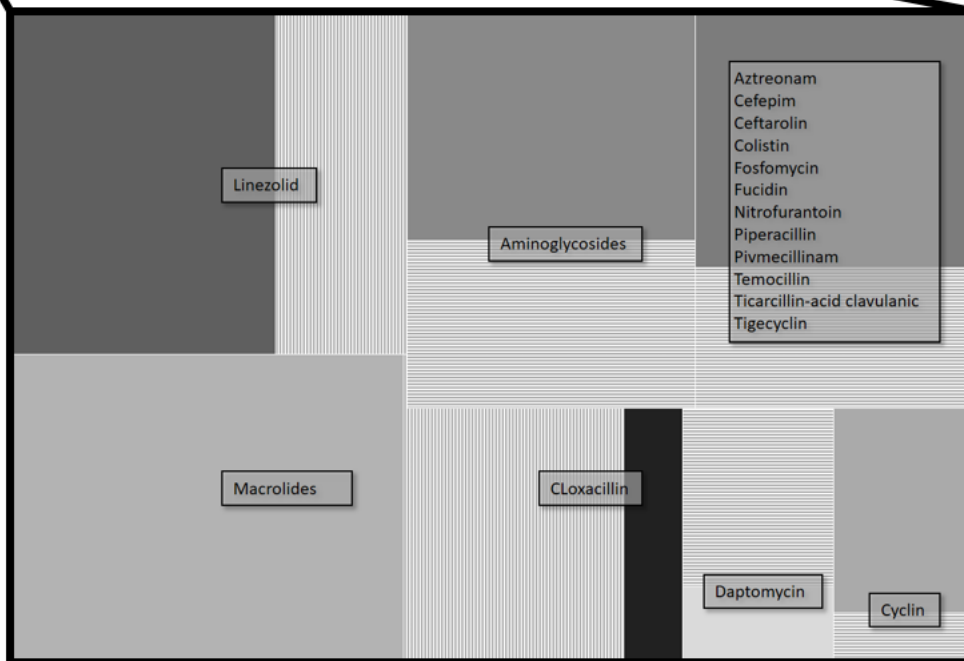
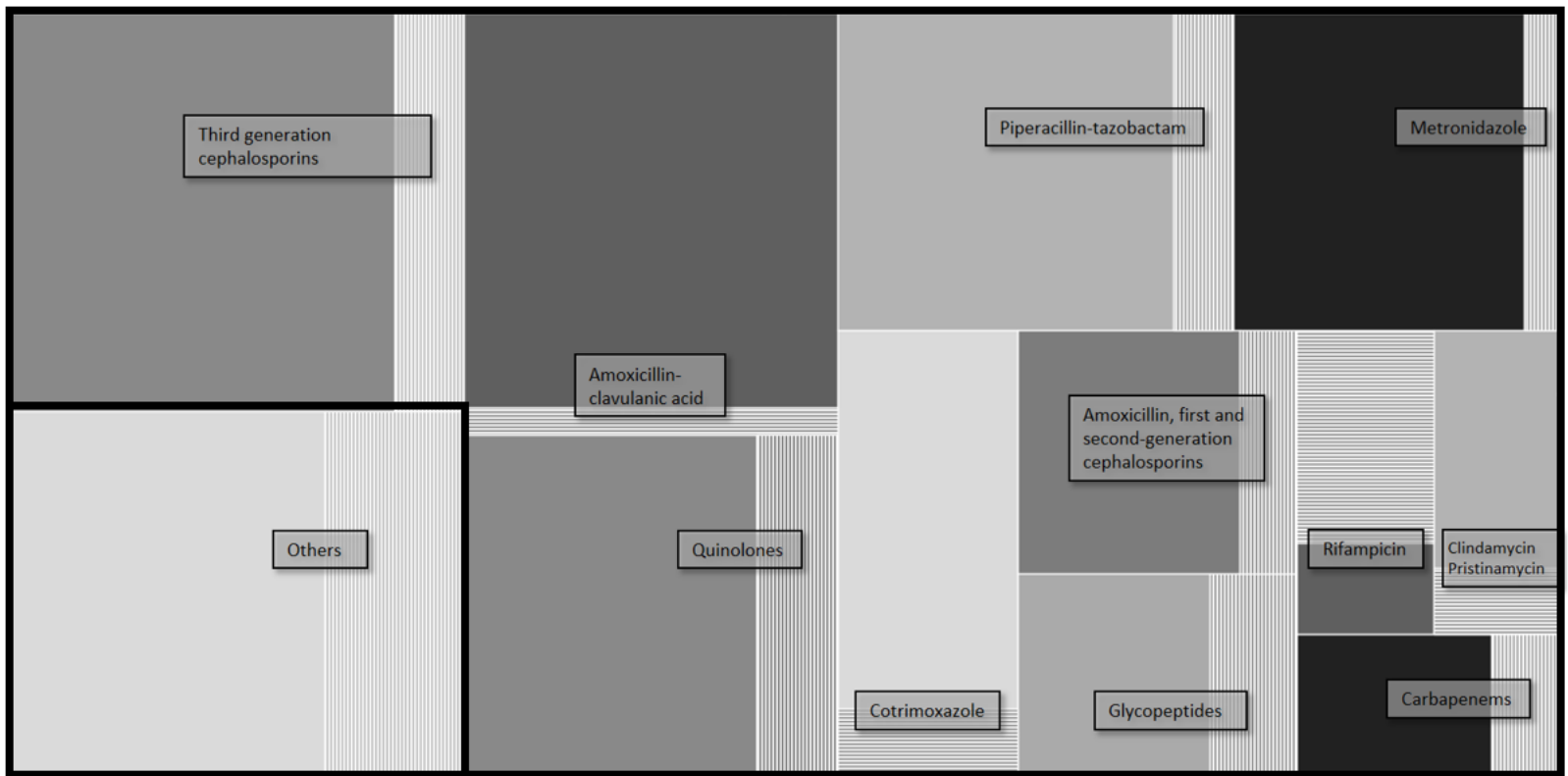
331 **Figure legends**

332 Figure 1: Representation of the supervised/unsupervised days of therapy for each antibiotic

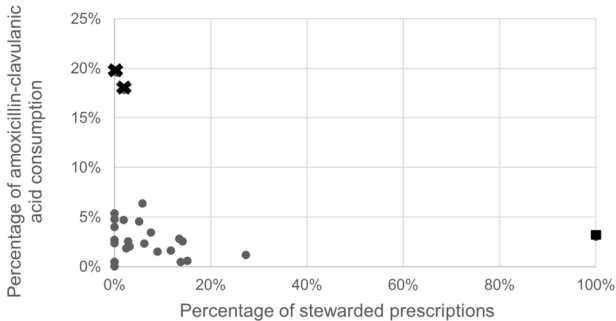
333 Figure 2: Patterns of prescriptions by mapping departments' antibiotic use with the proportion of
334 stewarded prescription.

335 Each dot represents a unit. The presence of crosses reflects an important volume of non-IDS
336 stewarded antibiotic consumption. The square systematically on the right represents infectious
337 diseases department.

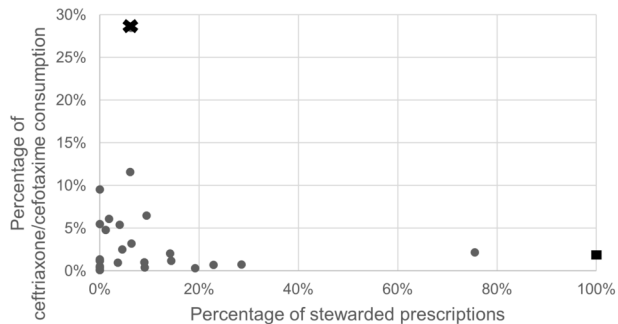
338



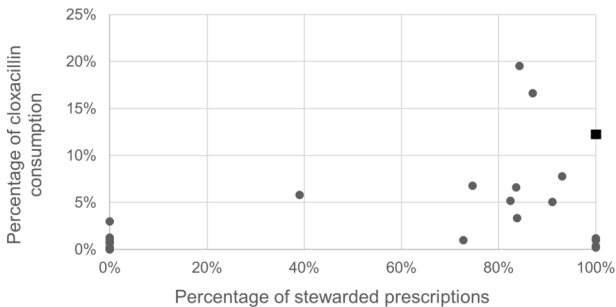
Amoxicillin-clavulanic acid



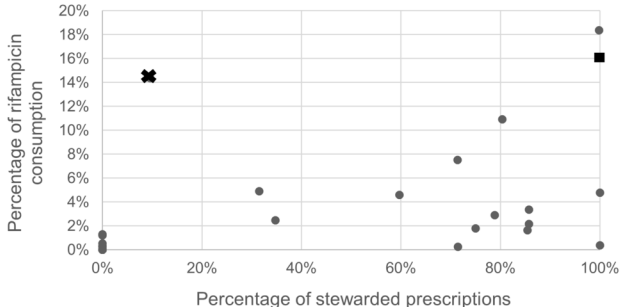
Ceftriaxone/cefotaxime



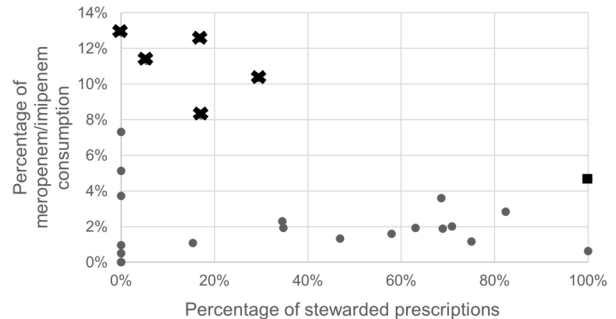
Cloxacillin



Rifampicin



Meropenem/Imipenem



Piperacillin-tazobactam

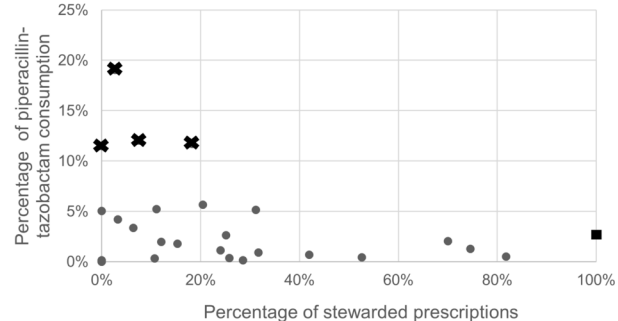


Table 1: Audits of the use of carbapenems, main results

	Pre-intervention group— no./Total no. (%)	Post-intervention group—no./Total no. (%)	Risk Difference, % (2-Sided 95% CI)	P Value
Compliance with guidelines for initial prescription	34/94 (36)	50/107 (47)	11 (-3 to 24.1)	0.13
Empirical prescription	24/78 (31)	34/81 (42)	11 (-3.6 to 26.1)	0.14
Targeted therapy	10/16 (63)	16/26 (62)	-1 (-3.1 to 29.2)	0.95
72-hour antibiotic therapy assessment	55/87 (63)	68/94 (72)	9 (-4.5 to 22.7)	0.19
Correct antibiotic therapy adjustment	43/87 (49)	58/94 (62)	12 (-2.1 to 26.7)	0.1
Both compliance with antibiotic therapy introduction and 72-hour assessment	19/87 (22)	35/94 (37)	15 (2.3 to 28.5)	0.02

CI: confidence interval