



**HAL**  
open science

## Document-Oriented Models for Data Warehouses.

Max Chevalier, Mohammed El Malki, Arlind Kopliku, Olivier Teste, Ronan  
Tournier

► **To cite this version:**

Max Chevalier, Mohammed El Malki, Arlind Kopliku, Olivier Teste, Ronan Tournier. Document-Oriented Models for Data Warehouses.. 18th International Conference on Enterprise Information Systems (ICEIS 2016), Apr 2016, Rome, Italy. pp.142-149. hal-03659016

**HAL Id: hal-03659016**

**<https://hal.science/hal-03659016>**

Submitted on 4 May 2022

**HAL** is a multi-disciplinary open access archive for the deposit and dissemination of scientific research documents, whether they are published or not. The documents may come from teaching and research institutions in France or abroad, or from public or private research centers.

L'archive ouverte pluridisciplinaire **HAL**, est destinée au dépôt et à la diffusion de documents scientifiques de niveau recherche, publiés ou non, émanant des établissements d'enseignement et de recherche français ou étrangers, des laboratoires publics ou privés.



## Open Archive TOULOUSE Archive Ouverte (OATAO)

OATAO is an open access repository that collects the work of Toulouse researchers and makes it freely available over the web where possible.

This is a publisher's version published in : <http://oatao.univ-toulouse.fr/>  
Eprints ID : 18761

The contribution was presented at ICEIS 2016 :  
<http://www.iceis.org/?y=2016>

**To cite this version** : Chevalier, Max and El Malki, Mohammed and Kopluku, Arlind and Teste, Olivier and Tournier, Ronan *Document-Oriented Models for Data Warehouses*. (2016) In: 18th International Conference on Enterprise Information Systems (ICEIS 2016), 25 April 2016 - 28 April 2016 (Rome, Italy).

Any correspondence concerning this service should be sent to the repository administrator: [staff-oatao@listes-diff.inp-toulouse.fr](mailto:staff-oatao@listes-diff.inp-toulouse.fr)

# Document-oriented Models for Data Warehouses

## *NoSQL Document-oriented for Data Warehouses*

Max Chevalier<sup>1</sup>, Mohammed El Malki<sup>1,2</sup>, Arlind Kopliku<sup>1</sup>, Olivier Teste<sup>1</sup> and Ronan Tournier<sup>1</sup>

<sup>1</sup>Université de Toulouse, IRIT (UMR 5505), Toulouse, France

<sup>2</sup>Capgemini, Toulouse, France

**Keywords:** NoSQL, Document-oriented, Data Warehouse, Multidimensional Data Model, Star Schema.

**Abstract:** There is an increasing interest in NoSQL (Not Only SQL) systems developed in the area of Big Data as candidates for implementing multidimensional data warehouses due to the capabilities of data structuration/storage they offer. In this paper, we study implementation and modeling issues for data warehousing with document-oriented systems, a class of NoSQL systems. We study four different mappings of the multidimensional conceptual model to document data models. We focus on formalization and cross-model comparison. Experiments go through important features of data warehouses including data loading, OLAP cuboid computation and querying. Document-oriented systems are also compared to relational systems.

## 1 INTRODUCTION

In the area of Big Data, NoSQL systems have attracted interest as mean for implementing multidimensional data warehouses (Chevalier et al, 2015a), (Chevalier et al, 2015b), (Mior, 2014), (Dede et al, 2013), (Schindler, 2012). The proposed approaches mainly rely on two specific classes of NoSQL systems, namely document-oriented systems (Chevalier et al, 2015a) and column oriented systems (Chevalier et al, 2015b), (Dede et al, 2013). In this paper, we study further document-oriented systems in the context of data warehousing.

In contrast to Relational Database Management Systems (RDBMS), document-oriented systems, and many other NoSQL systems, are famous for horizontal scaling, elasticity, data availability, and schema flexibility. They can accommodate heterogeneous data (not all conforming to one data model); they provide richer structures (arrays, nesting...) and they offer different options for data processing including map-reduce and aggregation pipelines. In these settings, it becomes interesting to investigate for new opportunities for data warehousing. On one hand, we can exploit scalability and flexibility for large-scale deployment. On the other hand, we can accommodate heterogeneous data and consider mapping to new data models. In this

setting, document-oriented systems become natural candidates for implementing data warehouses.

In this paper, we consider four possible mappings of the multidimensional conceptual model into document logical models. This includes simple models that are analogous to relational database models using normalization and denormalization. We also consider models that use specific features of the document-oriented system such as nesting and schema flexibility. We instantiate a data warehouse using each of the models and we compare each instantiation with each other on different axes including: data loading, querying, and OLAP cuboid computation.

## 2 RELATED WORK

Multidimensional databases are mostly implemented using RDBMS technologies (Chaudhuri et al, 1997), (Kimball, 2013). Considerable research has focused on the translation of data warehousing concepts into relational logical level (Bosworth et al, 1995), (Colliat et al, 1996), (called R-OLAP). Mapping rules are used to convert structures of the conceptual level (facts, dimensions and hierarchies) into a logical model based on relations (Ravat, et al, 2006).

There is an increasing attention towards the implementation of data warehouses with NoSQL systems (Chevalier et al, 2015a), (Zhao et al, 2014), (Dehdouh et al, 2014), (Cuzzocrea et al, 2013). In (Zhao et al, 2014), the authors implement a data warehouse into a column-oriented store (HBase). They show how to instantiate efficiently OLAP cuboids with MapReduce-like functions. In (Floratou et al, 2012), the authors compare a column-oriented system (Hive on Hadoop) with a distributed version of a relational system (SQL server PDW) on OLAP queries.

Document-oriented systems offer particular data structures such as nested sub-documents and arrays. These features are also met in object-oriented and XML like systems. However, none of the above has met success as RDBMS for implementing data warehouses and in particular for implementing OLAP cuboids as we do in this paper. In (Kanade et al, 2014), different document logical models are compared to each other: data denormalization, normalized data; and models that use nesting. However, this study is in a “non-OLAP” setting.

In our previous work (Chevalier et al, 2015a), (Chevalier et al, 2015b) we have studied 3 column-oriented models and 3-document-oriented models for multidimensional data warehouses. We have focused on direct translation of the multidimensional model to NoSQL logical models. However, we have considered simple models (models with few document-oriented specific features) and the experiments were at an early stage. In this paper, we focus on more powerful models and our experiments cover most of data warehouse issues.

### 3 DOCUMENT DATA MODEL FOR DATA WAREHOUSES

We distinguish three abstraction levels: *conceptual model* (Golfarelli et al, 1998), (Annoni, et al, 2006) that is independent of technologies, *logical model* that corresponds to one specific technology but software independent, *physical model* that corresponds to one specific software. The multidimensional schema is the reference conceptual model for data warehousing. We will map this model to document-oriented data models.

#### 3.1 Multidimensional Conceptual Model

**Definition 1.** A *multidimensional schema*, namely  $E$ , is defined by  $(F^E, D^E, Star^E)$  where:  $F^E = \{F_1, \dots, F_n\}$

is a finite set of facts,  $D^E = \{D_1, \dots, D_m\}$  is a finite set of dimensions, and  $Star^E: F^E \rightarrow 2^{D^E}$  is a function that associates facts of  $F^E$  to sets of dimensions along which it can be analyzed ( $2^{D^E}$  is the *power set* of  $D^E$ ).

**Definition 2.** A *dimension*, denoted  $D_i \in D^E$  (abusively noted as  $D$ ), is defined by  $(N^D, A^D, H^D)$  where:  $N^D$  is the name of the dimension;  $A^D = \{a_1^D, \dots, a_u^D\} \cup \{id^D, \dots, All^D\}$  is a set of dimension attributes; and  $H^D = \{H_1^D, \dots, H_v^D\}$  is a set of hierarchies. A hierarchy can be as simple as the example  $\{“day, month, year”\}$ .

**Definition 3.** A *fact*,  $F \in F^E$ , is defined by  $(N^F, M^F)$  where:  $N^F$  is the name of the fact, and  $M^F = \{m_1^F, \dots, m_v^F\}$  is a set of measures. Typically, we apply aggregation functions on measures. A combination of dimensions represents the analysis axis, while the measures and their aggregations represent the analysis values.

#### 3.2 Document-oriented Logical Model

Here, we provide key definitions and notation we will use to formalize documents. Documents are grouped in collections. We refer to such a document as  $C(id)$ .

**Definition 4.** A *document* corresponds to a set of key-values. A unique key identifies every document; we call it identifier. Keys define the structure of the document; they act as meta-data. Each value can be an atomic value (number, string, date...) or a sub-document or array. Documents within documents are called sub-documents or nested documents.

**Definition 5.** The *document structure/schema* corresponds to a generic document without atomic values i.e. only keys.

We use the colon symbol “:” to separate keys from values, “[ ]” to denote arrays, “{ }” to denote documents and a comma “,” to separate key-value pairs from each other.

With the above notation, we can provide an example of a document instance. It belongs to the “Persons” collection, it has 30001 as identifier and it contains keys such as “name”, “addresses”, “phone”. The addresses value corresponds to an array and the phone value corresponds to a sub-document.

```
Persons(30001):
{name: "John Smith",
addresses:
[ {city: "London", country: "UK"},
  {city: "Paris", country: "France"} ],
phone:
{prefix: "0033", number: "61234567"}}
```

The above document has a document schema:

```
{name, addresses: [{city, country}],
phone: {prefix, number}}
```

Another way to represent a document is through all the paths within the document that reach the atomic values. A path  $p$  of a document instance with identifier  $id$  is described as  $p=C(id):k_1:k_2:\dots:k_n:a$  where  $k_1, k_2, \dots, k_n:a$  are keys within the same path ending at an atomic value  $a$ .

In a same collection it is possible to have documents with different structures: the schema is specific at the document level. We define the collection model as the union of all schemas of all documents. A collection  $C$  that accepts two sub-models  $S_1$  and  $S_2$ , can be written as  $S^C=\{S_1, S_2\}$ . This formalism will be enough for our purposes.

### 3.3 Document-oriented Models for Data Warehousing

In this section, we present document models that we will use to map the multidimensional data model. We refer here to the multidimensional conceptual model as described in section 3 and we describe and illustrate four logical data models. Each time we describe the model for a fact  $F$  (with name  $N^F$ ) and its dimensions  $D \in Star^E(F)$  (each dimension has a name  $N^D$ ).

We will illustrate each model with a simple example. We consider the fact “LineOrder” and only one dimension “Customer”. For “LineOrder”, we have three measures “l\_quantity”, “l\_shipmode” and “l\_price”. For “Customer”, we have three attributes “c\_name”, “c\_city” and “c\_nation\_name”.

The chosen models are diverse each one with strengths and weaknesses. They are also useful to illustrate the modeling issues in document-oriented systems. Models **M0** and **M2** are equivalent to data denormalization and normalization in RDBMS. Model **M1** is similar to **M0**, but it adds some more structure (meta-data) to documents. This model is interesting to see if extra meta data is penalizing (in terms of memory usage, query execution, etc.). Model **M3** is similar to **M2**, but everything is stored in one collection. **M3** exploits schema flexibility i.e. it stores in one collection documents of different schema.

Each model is defined, formalized and illustrated below:

**Model M0, Flat:** It corresponds to a denormalized flat model. Every fact from  $F$  is stored in a collection  $C^F$  with all attributes of its dimensions  $Star^E(F)$ . It corresponds to denormalized data (in RDBMS). Documents are flat (no nesting), all attributes are at the same level. The schema  $S^F$  of the collection  $C^F$  is:

$$S^F = \{id, m_1, m_2, \dots, m_{|M^F|}, a_1^{D_1}, a_2^{D_1}, \dots, a_{|A^{D_1}|}^{D_1}, a_1^{D_2}, a_2^{D_2}, \dots, a_{|A^{D_2}|}^{D_2}, \dots\}$$

e.g.

```
{id:1,
  l_quantity:4,
  l_shipmode:"mail",
  l_price:400.0,
  c_name:"John",
  c_city:"Rome",
  c_nation_name:"Italy" }
```

**Model M1, Deco:** It corresponds to a denormalized model with more structure (meta-data). It is similar to **M0**, because every fact  $F$  is stored in a collection  $C^F$  with all attributes of its dimensions  $Star^E(F)$ . In each document, we group measures together in a sub-document with key  $N^F$ . Attributes of one dimension are also grouped together in a sub-document with key  $N^D$ . This model is simple, but it illustrates the existence of non-flat documents. The schema  $S^F$  of the  $C^F$  is:

$$S^F = \{id^F, N^F: \{m_1, m_2, \dots, m_{|M^F|}\}, N^{D_1}: \{a_1^{D_1}, a_2^{D_1}, \dots, a_{|A^{D_1}|}^{D_1}\}, N^{D_2}: \{a_1^{D_2}, a_2^{D_2}, \dots, a_{|A^{D_2}|}^{D_2}\}, \dots\}$$

e.g.

```
{id:1,
  LineOrder:
    {l_quantity:4,
      l_shipmode:"mail",
      l_price:400.0},
  Customer:
    {c_name:"John",
      c_city:"Rome",
      c_nation_name:"Italy"}}
```

**Model M2, Shattered:** It corresponds to a data model where fact records are stored separately from dimension records to avoid redundancy, equivalent to normalization. The fact  $F$  is stored in a collection  $C^F$  and each dimension  $D \in Star^E(F)$  is stored in a collection  $C^D$ . The fact documents contain foreign keys towards the dimension collections. The schema  $S^F$  of  $C^F$  and the schema  $S^D$  of a dimension collection  $C^D$  are as follows:

$$S^F = \{id^F, m_1, m_2, \dots, m_{|M^F|}, id_{D_1}, id_{D_2}, \dots\}$$

$$S^D = \{id^D, a_1^D, a_2^D, \dots, a_{|A^D|}^D\}$$

e.g.

```
{id:1,
  l_quantity:4,
  l_shipmode:"mail",
  l_price:400.0,
  c_id:4} ∈ C^F
{id:4,
  c_name:"John",
  c_city:"Rome",
  c_nation_name:"Italy"} ∈ C^Customer
```

**Model M3, Hybrid:** It corresponds to a hybrid model where we store documents of different schema in one collection. We store everything in one collection, say  $C^F$ . We store the fact entries with a schema  $S^F$ . Dimensions are stored within the same collection, but each with its complete schema  $S^D$ .

We need to keep references from fact entries towards the corresponding dimension entries. This model is similar to M2, at the difference of storing everything in one collection.

This model is interesting, because if we use indexes properly, we can access quickly the dimension attributes and all corresponding facts e.g. with an index on  $c\_custkey$ , we access quickly all sales of a given customer.

The schemas  $S^F$  and  $S^D$  are:

$$S_F = \{id, m_1, m_2, \dots, m_{|M^F|}, id^{D_1}, id^{D_2}, \dots\};$$

$$S_D = \{id^D, a_1^D, a_2^D, \dots, a_{|A^D|}^D\}$$

e.g.

```
{id:1,
  l_quantity:4,
  l_shipmode:"mail",
  l_extended_price:400.0,
  c_custkey:2,
  c_datekey:3} ∈ CF
{id:2,
  custkey: 4,
  c_name: "John",
  c_city: "Rome",
  c_nation_name:"Italy",
  c_region_name:"Europe"} ∈ CF
{id:3,
  date_key:1,
  d_date:10,
  d_month:"January",
  d_year:2014} ∈ CF
```

In Table 1, we summarize the mapping of the multidimensional model to our logical models. For every dimension attribute or fact measure, we show the corresponding collection and path within a document structure.

Table 1: Mapping of the multidimensional schema to the logical data models.

	$\forall D \in D^O \forall a \in A^D$		$\forall m \in M^F$	
	collection	path	collection	path
<b>M0</b>	$C^F$	$a$	$C^F$	$m$
<b>M1</b>	$C^F$	$N^D:a$	$C^F$	$N^F:m$
<b>M2</b>	$C^D$	$a$	$C^F$	$m$
<b>M3</b>	$C^F$	$a$	$C^F$	$m$

## 4 EXPERIMENTS

### 4.1 Experimental Setup

The experimental setup is briefly introduced and then detailed in the next paragraphs. We generate 4 datasets according to the SSB+, Star schema benchmark (Chevalier et al, 2015c), (Oneil et al, 2009), which is itself a derived from the TPC-H benchmark. TPC-H is a reference benchmark for decision support systems. The benchmark is extended to generate data compatible to our document models (M0, M1, M2, M3). Data is loaded in MongoDB v2.6, a popular document-oriented system. On each dataset, we issue sets of OLAP queries and we compute OLAP cuboids on different combinations of dimensions. Experiments are done in single-node and a distributed 3-nodes cluster setting.

For comparative reasons, we also load two datasets in PostgreSQL v8.4, a popular RDBMS. In this case, dataset data corresponds to a flat model (M0) and a star-like normalized model (M2), that we name respectively R0 and R2. Experiments in PostgreSQL are done in a singlenode setting.

**Data.** We generate data using an extended version of the Start Schema Benchmark denoted SSB+ (Chevalier et al, 2015c), (Oneil et al, 2009). The benchmark models a simple product retail reality. The SSB+ benchmark models a simple product retail reality. It contains one fact "LineOrder" and 4 dimensions "Customer", "Supplier", "Part" and "Date".

We generate data using an extended version of the Start Schema Benchmark SSB (Oneil et al, 2009) because it is the only data warehousing benchmark that has been adapted to NoSQL systems. The extended version is part of our previous work (Blind3). It makes possible to generates raw data directly as JSON which is the preferable data format for data loading in MongoDB. We use improve scaling factor issues that have been reported. In our experiments we use different scale factors ( $sf$ ) such as  $sf=1$ ,  $sf=10$  and  $sf=25$  in our experiments. In the extended version, the scale factor  $sf=1$  corresponds to approximately  $10^7$  records for the LineOrder fact, for  $sf=10$  we have approximately  $10 \times 10^7$  records and so on.

**Settings/Hardware/Software.** The experiments have been done in two different settings: single-node architecture and a cluster of 3 physical nodes. Each node is a Unix machine (CentOs) with 4 core-i5 CPU, 8GB RAM, 2TB disks, 1Gb/s network. The cluster is composed of 3 nodes, each being a worker node and one node acts also as dispatcher. Each node has a MongoDB v.3.0 running. In MongoDB terminology,



this setup corresponds to 3 shards (one per machine). One machine also acts as configuration server and client.

## 4.2 Document-oriented Data Warehouses by Model

**Data Loading.** We report first the observations on data loading. Data with model M0 and M1 occupy about 4 times less space than data with models M2 and M3. For instance, at scale factor  $sf=1$  ( $10^7$  line order records) we need about 4.2GB for storing models M2 and M3, while we need about 15GB for models M0 and M1. The above observations are explained by the fact that data in M2 or M3 has less redundancy. In M2 and M3 dimension data is repeated just once.

Figure 1 shows data loading times by model and scale factor ( $sf=1$ ,  $sf=10$ ,  $sf=25$ ) on a singlenode setting. Loading times are as expected higher for the data models that require more memory (M0 and M1). In Figure 2, we compare loading times for  $sf=1$  on singlenode setting with the distributed setting. We observe data loading is significantly slower in a distributed setting than on a single machine. For instance, model M0 data ( $sf=1$ ) loads for 1306s on a single cluster, while it needs 4246s in a distributed setting. This is mainly due to penalization related to network data transfer. Indeed, MongoDB balances data load i.e. it tries to distribute equally data across all shards implying more network communication.

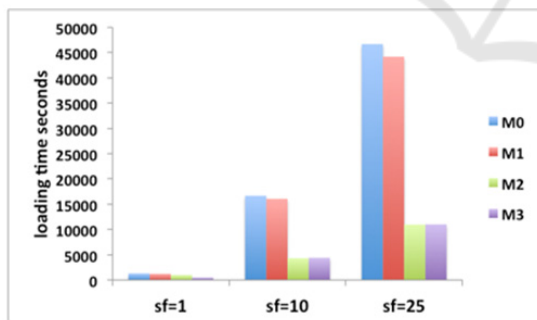


Figure 1: Loading times by data models.

**Querying.** We test each instantiation (on 4 data models) on 3 sets of OLAP queries (QS1, QS2, QS3). To do so, we use the SSB benchmark query generator that generates 3 query variants per set. The query complexity increases from QS1 to QS3. QS1 queries filter on one dimension and aggregate all data; QS2 queries filter data on 2 dimensions and group data on one dimension; and QS3 queries filter data on 3 dimensions and group data on 2 dimensions.

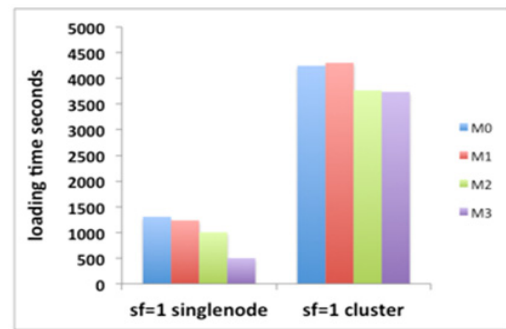


Figure 2: Loading time comparisons on single node and cluster.

In Table 3 and 4, we show query execution times on all query variants with scale factor  $sf=1$ , all models, in two settings (single node and cluster). For the queries with 3 variants, results are averaged (arithmetic mean). In Table 3, we can compare averaged execution times per query and model in the single node setting. In Table 4, we can compare execution times in the distributed (cluster) setting.

We observe that for some queries some models work better and for others some other models work better. We would have expected queries to run faster on models M0 and M1 because data is in a denormalized fashion (no joins needed). This is surprisingly not the case. Query execution times are comparable across all models and sometimes queries run faster for models M2 and M3. This is partly because we could optimize queries choosing from the MongoDB rich palette: aggregation pipeline, map/reduce, simple queries and procedures. For M2 and M3, we need to join data from more than one document at a time. When we do not write the most efficient MongoDB query and/or when we join all data needed for the query before any filtering, execution times can be significantly higher. Instead we apply filters before joins and then we use the aggregation pipeline, map/reduce functions, simple queries or procedures. We also observed the SSB queries had high selectivity. We could filter most records before needing any join. To test selectivity impact, we tested querying performance on another query Q4 that is obtained by modifying one of the queries from QS1 to be more selective. On this new query set we have about 500000 facts after filtering. We observe that query execution on data with models M0 and M1 is lower about 20-30%. Meanwhile, on data with models M2 and M3 query execution is respectively about 5-15 times slower. This is purely due to the impact of joins that are not supported by document-oriented systems in general.

To fully understand the impact of joins on data with models M2 and M3, we conducted another experiment when we join all data i.e. we basically generate data with model M0 starting from data with model M2 and M3. In the most performant approaches we could produce, we observed 1010 minutes for M2 and 632 minutes for M3 on  $sf=1$ . This is a huge delay. We can conclude that data joins can be a major limitation for document-oriented system. When joins are poorly supported, data models such as M2 and M3 are not interesting.

In Table 3 and Table 4, we can also compare query execution times in singlenode setting with respect to distributed setting. We observe that query execution times are generally better in a distributed setting. For many queries, execution times improve 2 to 3 times depending on the cases. In a distributed setting, query execution is penalized by network data transfer, but it is improved by parallel computation. When queries are executed on data with models M2 and M3, improvement on the distributed setting is less important (less than 1.5 times).

### 4.3 OLAP Cuboids with Documents

**OLAP Cuboid.** It is common in OLAP applications to pre-compute analysis cuboids that aggregate fact measures on different dimension combinations. In our example (SSB dataset), there are 4 dimensions C: Customer, S: Supplier, D: Date and P: Part. In Figure 3, we show all possible dimension combinations. Data can be analyzed on no dimension (all), 1 dimension, 2 dimensions or 3 dimensions or 4 dimensions. Cuboid names are given with dimension initials, e.g. CSP stands for cuboid on Customer, Supplier and Part. In Figure 3, we show for illustration purposes the computation time for a complete lattice in M0. In this case, we compute lower level cuboids from the cuboid just on top to make things faster.

In Table 2 we show the average time needed to compute an OLAP cuboid of  $x$  dimensions ( $x$  can be 3, 2, 1, 0, i.e. group on 3 dimensions, 2 dimensions and so on). Cuboids are produced starting from data on any of the models M0, M1, M2, or M3.

Table 2: Average aggregation time per lattice level on single node setting.

	M0	M1	M2	M3
3D	423s	460s	303s	308s
2D	271s	292s	157s	244s
1D	196s	201s	37s	44s
all	185s	191s	37s	27s

We observe that we need less time to compute the OLAP cuboid with M2 and M3. This is because we do not denormalize data, i.e. we group only on foreign keys. If we need cuboids that use other dimension attributes, the computation time is significantly higher.

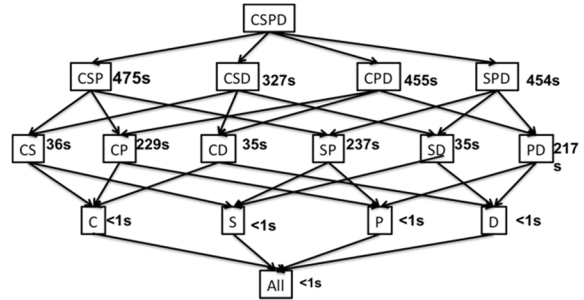


Figure 3: Computation time for each OLAP cuboid with M0 on single node (letters are dimension names: C=Customer, S=Supplier, D=Date, P=Part).

### 4.4 Document-oriented Data Warehouses versus Relational Data Warehouses

In this section, we compare loading times and querying between data warehouse instantiations on document-oriented and relational databases. In document-oriented systems, we consider the data model M0, because it performs better than the others. In the relational database, we consider two models R0 and R2 mentioned earlier. For R0, data is denormalized, everything is stored in one table: fact and dimension data. For R2, data is stored in a star-like schema i.e. the fact data is stored in one table and each dimension data is stored in a separate table.

**Loading.** First of all, we observe that relational databases demand for much less memory than document-oriented systems. Precisely, for scale factor  $sf=1$ , we need 15GB for data model M0 in MongoDB. Instead we need respectively 4.2GB and 1.2GB for data models R0 and R2 in PostgreSQL. This is easily explained. Document-oriented systems repeat field names on every document and specifically in MongoDB data types are also stored. To store data with flat models we need about 4 times more space, due to data redundancy. The same proportions are also observed on loading times.

**Querying.** We first compare query performance on the 4 query sets defined earlier (QS1, QS2, QS3, Q4) on a single node. We observe immediately that queries run significantly faster on PostgreSQL (20 to 100 times). This is partly due to the relatively high



selectivity of the considered queries. Almost all data fits in memory.

Table 3: Query execution time per model, single node setting.

<i>sf=1</i>	<b>M0</b>	<b>M1</b>	<b>M2</b>	<b>M3</b>
<i>Q1.1</i>	62s	62s	37s	94s
<i>Q1.2</i>	59s	61s	33s	91s
<i>Q1.3</i>	58s	58s	33s	86s
<i>Q1 avg</i>	60s	61s	34s ✓	90s
<i>Q2.1</i>	36s	39s	85s	105s
<i>Q2.2</i>	37s	41s	83s	109s
<i>Q2.3</i>	37s	40s	83s	109s
<i>Q2 avg</i>	37s ✓	40s	84s	108s
<i>Q3.1</i>	36s	36s	89s	100s
<i>Q3.2</i>	40s	40s	89s	104s
<i>Q3.3</i>	38s	38s	92s	104s
<i>Q3 avg</i>	38s ✓	38s	90s	103s
<i>Q4</i>	74s ✓	77s	689s	701s

Table 4: Query execution time per model, cluster setting.

<i>sf=1</i>	<b>M0</b>	<b>M1</b>	<b>M2</b>	<b>M3</b>
<i>Q1.1</i>	150s	152s	50s	129s
<i>Q1.2</i>	141s	142s	47s	125s
<i>Q1.3</i>	141s	141s	47s	127s
<i>Q1 avg</i>	144s	145s	48s ✓	127s
<i>Q2.1</i>	140s	140s	85s	107s
<i>Q2.2</i>	140s	142s	84s	103s
<i>Q2.3</i>	140s	138s	86s	111s
<i>Q2 avg</i>	140s	145s	85s ✓	107s
<i>Q3.1</i>	137s	138s	97s	105s
<i>Q3.2</i>	140s	143s	99s	107s
<i>Q3.3</i>	142s	143s	98s	108s
<i>Q3 avg</i>	139s	141s	98s	106s
<i>Q4</i>	173s ✓	180s	747s	637s

In addition, we considered OLAP queries that correspond to the computation of OLAP cuboids. These queries are computationally more expensive than the queries considered previously (QS1, QS2, QS3, Q4). More precisely, we consider here the generation of OLAP cuboids on combinations of 3 dimensions. We call this query set QS5.

Average execution times on all query sets are shown in Table 5. We observe that the situation is reversed on this query set. Query execution times are comparable to each other. Queries run faster on MongoDB with data model R0 (singlenode) than on PostgreSQL. Queries run fastest on PostgreSQL with data model R2. MongoDB is faster if we consider the distributed setting.

Table 5: Average querying times by query set and approach.

<i>single node sf=1</i>	<b>M0</b>	<b>R0</b>	<b>R2</b>
<i>QS1</i>	144s	7s	1s
<i>QS2</i>	140s	3s	2s
<i>QS3</i>	139s	3s	2s
<i>Q4</i>	173s	3s	1s
<i>QS5</i>	423s	549s	247s

On these queries we have to keep in memory much more data than for queries in QS1, QS2, QS3 and QS4. Indeed, on the query sets QS1, QS2, QS3 and QS4 the amount of data to be processed is reduced by filters (equivalent of SQL where instructions). Then data is grouped on fewer dimensions (0 to 2). The result is fewer data to be kept in memory and fewer output records. Instead for computing 3 dimensional cuboids, we have to process all data and the output has more records. Data will not fit in main memory in MongoDB or PostgreSQL. Nonetheless MongoDB seems suffering less this aspect than PostgreSQL.

We can conclude that MongoDB scales better when the amount of data to be processed increases significantly. It can also take advantage of distribution. Instead, PostgreSQL performs very well when all data fits in main memory.

## 5 CONCLUSIONS

In this paper, we have studied the instantiation of data warehouses with document-oriented systems. For this purpose, we formalized and analyzed four logical models. Our study shows weaknesses and strengths across the models. We also compare the best performing data warehouse instantiation in document-oriented systems with 2 instantiations in relational database.

Depending on queries and data warehouse usage, we observe that the ideal model differs. Some models require less disk space, more precisely M2 and M3. This is due to the redundancy of data in models M0 and M1 that is avoided with models M2 and M3. For highly selective queries, we observe no ideal model. Queries run sometimes faster on one model and sometimes on another. The situation changes fast when queries are less selective. On data with models M2 and M3, we observe that querying suffers from joins. For queries that are poorly selective, we observe a significant impact on query execution times making these models non-recommendable.

We also compare instantiations of data warehouses on a document-oriented system with a relational system. Results show that RDBMS is faster on querying raw data. But performance slows down quickly when data does not fit on main memory. Instead, the analysed document-oriented system is shown more robust i.e. it does not have significant performance drop-off with scale increase. As well, it is shown to benefit from distribution. This is a clear advantage with respect to RDBMS that do not scale

well horizontally; they have a lower maximum database size than NoSQL systems.

In the near future, we are currently studying another document-oriented system and some column-oriented systems with the same objective.

## ACKNOWLEDGEMENTS

This work is supported by the ANRT funding under CIFRE-Capgemini partnership.

## REFERENCES

- E. Annoni, F. Ravat, O. Teste, and G. Zurfluh. Towards Multidimensional Requirement Design. 8th International Conference on Data Warehousing and Knowledge Discovery (DaWaK 2006), LNCS 4081, p.75-84, Krakow, Poland, September 4-8, 2006.
- A. Bosworth, J. Gray, A. Layman, and H. Pirahesh. Data cube: A relational aggregation operator generalizing group-by, cross-tab, and sub-totals. Tech. Rep. MSRTR-95-22, Microsoft Research, 1995.
- M. Chevalier, M. El Malki, A. Kopliku, O. Teste, Ronan Tournier. Not Only SQL Implementation of multidimensional database. International Conference on Big Data Analytics and Knowledge Discovery (DaWaK 2015a), p. 379-390, 2015.
- M. Chevalier, M. El Malki, A. Kopliku, O. Teste, R. Tournier. Implementation of multidimensional databases in column-oriented NoSQL systems. East-European Conference on Advances in Databases and Information Systems (ADBIS 2015b), p. 79-91, 2015.
- M. Chevalier, M. El Malki, A. Kopliku, O. Teste, R. Tournier. Benchmark for OLAP on NoSQL Technologies. IEEE International Conference on Research Challenges in Information Science (RCIS 2015c), p. 480-485, 2015.
- Chaudhuri and U. Dayal. An overview of data warehousing and OLAP technology. SIGMOD Record 26(1), ACM, pp. 65-74, 1997.
- Colliat. OLAP, relational, and multidimensional database systems. SIGMOD Record 25(3), pp. 64.69, 1996.
- Cuzzocrea, L. Bellatreche and I. Y. Song. Data warehousing and OLAP over big data: current
- Dede, M. Govindaraju, D. Gunter, R.S. Canon and L. Ramakrishnan. Performance evaluation of a mongodb and hadoop platform for scientific data analysis. 4th ACM Workshop on Scientific Cloud Computing (Cloud), ACM, pp.13-20, 2013.
- Dehdouh, O. Boussaid and F. Bentayeb. Columnar NoSQL star schema benchmark. Model and Data Engineering, LNCS 8748, Springer, pp. 281-288, 2014.
- Floratou, N. Teletia, D. Dewitt, J. Patel and D. Zhang. Can the elephants handle the NoSQL onslaught? Int. Conf. on Very Large Data Bases (VLDB), pVLDB 5(12), VLDB Endowment, pp. 1712-1723, 2012.
- Golfarelli, D. Maio and S. Rizzi. The dimensional fact model: A conceptual model for data warehouses. Int. Journal of Cooperative Information Systems 7(2-3), World Scientific, pp. 215-247, 1998.
- S. Kanade and A. Gopal. A study of normalization and embedding in MongoDB. IEEE Int. Advance Computing Conf. (IACC), IEEE, pp. 416-421, 2014.
- R. Kimball and M. Ross. The Data Warehouse Toolkit: The Definitive Guide to Dimensional Modeling. John Wiley & Sons, 2013.
- M. J. Mior. Automated schema design for NoSQL databases. SIGMOD PhD symposium, ACM, pp. 41-45, 2014.
- P. O'Neil, E. O'Neil, X. Chen and S. Revilak. The Star Schema Benchmark and augmented fact table indexing. Performance Evaluation and Benchmarking, LNCS 5895, Springer, pp. 237-252, 2009.
- F. Ravat, O. Teste, G. Zurfluh. A Multiversion-Based Multidimensional Model. 8th International Conference on Data Warehousing and Knowledge Discovery (DaWaK 2006), LNCS 4081, p.65-74, Krakow, Poland, September 4-8, 2006.
- J. Schindler. I/O characteristics of NoSQL databases. Int. Conf. on Very Large Data Bases (VLDB), pVLDB 5(12), VLDB Endowment, pp. 2020-2021, 2012.
- Zhao and X. Ye. A practice of TPC-DS multidimensional implementation on NoSQL database systems. Performance Characterization and Benchmarking, LNCS 8391, pp. 93-108, 2014.