



HAL
open science

Fac -to- mer isomerization triggers hydride transfer from Mn(i) complex fac -[(dppm)Mn(CO) 3 H]

Elena Osipova, Ekaterina Gulyaeva, Nikolay Kireev, Sergey Kovalenko,
Christian Bijani, Yves Canac, Dmitry A. Valyaev, Oleg Filippov, Natalia
Belkova, Elena Shubina

► To cite this version:

Elena Osipova, Ekaterina Gulyaeva, Nikolay Kireev, Sergey Kovalenko, Christian Bijani, et al.. Fac -to- mer isomerization triggers hydride transfer from Mn(i) complex fac -[(dppm)Mn(CO) 3 H]. Chemical Communications, 2022, 58 (32), pp.5017-5020. 10.1039/d2cc00999d . hal-03652224

HAL Id: hal-03652224

<https://hal.science/hal-03652224v1>

Submitted on 26 Apr 2022

HAL is a multi-disciplinary open access archive for the deposit and dissemination of scientific research documents, whether they are published or not. The documents may come from teaching and research institutions in France or abroad, or from public or private research centers.

L'archive ouverte pluridisciplinaire **HAL**, est destinée au dépôt et à la diffusion de documents scientifiques de niveau recherche, publiés ou non, émanant des établissements d'enseignement et de recherche français ou étrangers, des laboratoires publics ou privés.

Fac-to-mer isomerization triggers hydride transfer from Mn(I) complex *fac*-[(Ph₂PCH₂PPh₂)Mn(CO)₃H]

Elena S. Osipova,^{a†} Ekaterina S. Gulyaeva,^{a,b†} Nikolay V. Kireev,^a Sergey A. Kovalenko,^a Christian Bijani,^b Yves Canac,^b Dmitry A. Valyaev,^{*b} Oleg A. Filippov,^{*a} Natalia V. Belkova^a and Elena S. Shubina^{*a}

Low-temperature IR and NMR studies combined with DFT calculations revealed the mechanistic complexity of apparently simple reactions between Mn(I) complex *fac*-[(dppm)Mn(CO)₃H] and Lewis acids (LA = Ph₃C⁺, B(C₆F₅)₃) involving the formation of so far elusive meridional hydride species *mer*-[(dppm)Mn(CO)₃H...LA] and unusual dearomatization of Ph₃C⁺ cation upon hydride transfer.

Since pioneering works of Beller¹ and Milstein² in 2016 the design of well-defined Mn(I) catalysts for (de)hydrogenation-type processes³ became one of the most popular directions in homogeneous catalysis using Earth-abundant transition metals. While the majority of these catalytic systems are still based on pincer-type architectures,⁴ it was also shown that octahedral complexes *fac*-[(L-L')Mn(CO)₃Br] bearing less structurally elaborated NN-,⁵ PN-,⁶ CN-,⁷ PP-,⁸ CP-⁹ and CC-type¹⁰ bidentate ligands could be competitive and even sometimes superior in terms of catalytic activity and/or substrate scope. It was generally admitted that hydride species *fac*-[(L-L')Mn(CO)₃H] typically generated *in situ* from the corresponding Mn(I) bromide precursors are important intermediates in hydrogenation processes.^{5-10,11} In some cases the occurrence of a direct hydride attack across the polar C=X bonds with a prior formation of non-covalent adducts (Chart 1, path (a)) was confirmed by DFT calculations.^{6d,8b,10,12} We report herein the first experimental evidence that the hydride transfer process for such catalytically relevant *facial* Mn(I) complexes could be facilitated by their transient isomerization into the elusive *meridional* species *mer*-[(L-L')Mn(CO)₃H] (Chart 1, path (b)).

In a continuation of our investigations on transition metal hydrides reactivity relevant for (de)hydrogenation catalysis,¹³

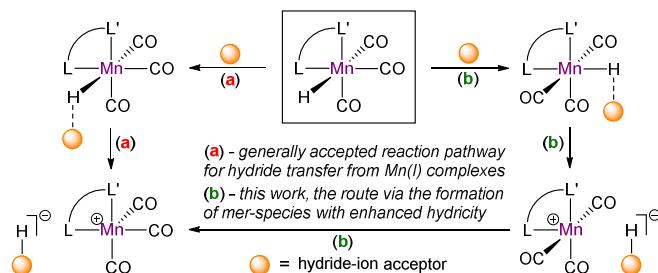


Chart 1. Representation of possible hydride transfer routes from octahedral Mn(I) complexes *fac*-[(L-L')Mn(CO)₃H] bearing bidentate donor ligands

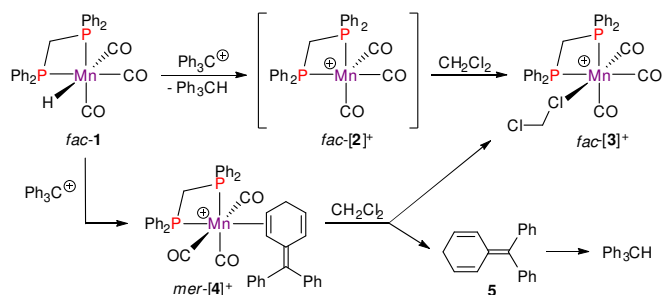
we turned our attention to Mn(I) derivatives, the hydride transfer behavior for which remains virtually unexplored. Indeed, kinetic hydricity for two simplest Mn(I) prototypes [(CO)₅MnH] and *cis*-[(PPh₃)Mn(CO)₄H] was experimentally determined by Bullock in 1998,¹⁴ whereas more recently Suresh used DFT calculations to estimate relative thermodynamic hydricity in a series of model compounds [(PH₃)_nMn(CO)_{5-n}H] (n = 0-5) and [(H₂P(CH₂)₃PH₂)_nMn(CO)_mH] (n = 1, m = 3; n = 2, m = 1).¹⁵ We have initially selected for this study readily available complex *fac*-[(dppm)Mn(CO)₃H] (*fac*-1) recently postulated as an active intermediate in Mn-catalyzed Guerbet's reaction.^{8a} IR spectroscopy monitoring of the reaction between *fac*-1 and [Ph₃C](BAR₄) (1 eq, Ar = C₆F₅) in CH₂Cl₂ in 180-300 K temperature range (Figure S1) revealed the gradual transformation of ν_{CO} bands of the starting complex into those of the cationic Mn(I) product *fac*-[3](BAR₄) (Scheme 1) as a result of hydride transfer and coordination of CH₂Cl₂ to the initially formed 16-electron intermediate *fac*-[2]⁺, the last step being energetically favorable (ΔG_{190K} ca. -1.5 kcal/mol) according to DFT calculations. The structure of *fac*-[3](BAR₄)^{16,17} was confirmed based on the presence of three ν_{CO} bands at 2044, 1978, 1957 cm⁻¹ as well as two characteristic Mn-CO resonances at δ_C 219.7 and 214.8 ppm in its IR and ¹³C NMR spectra, respectively. Additionally, a broad signal of the coordinated CD₂Cl₂ at δ_C 62.5 ppm displaying a characteristic downfield shift¹⁸ relative to that of free deuterated solvent (δ_C 53.8) was observed in ¹³C NMR spectrum at 193 K. Interestingly, according to ¹H and ³¹P NMR spectra

^a A. N. Nesmeyanov Institute of Organoelement Compounds (INEOS), Russian Academy of Sciences, 28 Vavilov str., GSP-1, B-334, Moscow, 119991, Russia. E-mails: h-bond@ineos.ac.ru, shu@ineos.ac.ru

^b LCC-CNRS, Université de Toulouse, CNRS, 205 route de Narbonne 31077 Toulouse, Cedex 4, France. E-mail: dmitry.valyaev@lcc-toulouse.fr

† These authors contributed equally.

Electronic Supplementary Information (ESI) available: complete experimental and computational parts, copies of variable temperature IR and NMR spectra.



Scheme 1. Initially proposed reaction pathway between hydride complex *fac-1* and $[\text{Ph}_3\text{C}](\text{BAR}_4)$ (top) and the unconventional route identified by low temperature NMR spectroscopy (down). BAR_4^- counter anions are not shown for clarity.

fac-3 (BAR_4) exists as 4:1 mixture of two isomers (Figures S13-14). DFT calculations revealed that these species differ only by the orientation of MnPCP metallacycle relative to the CH_2Cl_2 ligand being defined as *fac,syn*- and *fac,anti-3*⁺ (Figure S41).

In-depth analysis of IR data revealed the formation at very low temperature of additional metal species with ν_{CO} 2063 and 2049 cm^{-1} converting at 220 K to the final product *fac-3* (BAR_4). The use of *n*BuCl as a solvent allowing to perform the reaction at 160K (Figure S2) led to a higher relative amount of this intermediate. Intrigued by the nature of this intermediate exhibiting even higher ν_{CO} values than those of cationic complex *fac-3* (BAR_4), we have performed a low-temperature NMR study in CD_2Cl_2 solution. ^1H and ^{31}P NMR spectra of 1:1 mixture of *fac-1* and $[\text{Ph}_3\text{C}](\text{BAR}_4)$ showed that hydride transfer was over within 10-15 min at 183K affording two cationic species in *ca.* 60:40 ratio, the major one being characterized by a singlet at δ_{P} 10.2 ppm and the minor one by two doublets at δ_{P} 10.6 and 7.1 ppm with a $^2J_{\text{PP}}$ coupling constant of 44.4 Hz (Figure S16). While the main product was identified as *fac-3* (BAR_4) based on comparison with NMR data of authentic sample, the presence of two inequivalent ^{31}P nuclei and three distinct Mn–CO resonances at δ_{C} 218.9, 218.1, and 213.6 ppm led us to propose that the minor species is defined by a meridional geometry (Scheme 1). Strikingly, ^1H spectra of this product *mer-4* (BAR_4) revealed a CH_2 moiety appearing as two doublets at δ_{H} 2.23 and 2.06 ppm with a geminal $^2J_{\text{HH}}$ constant of 24.6 Hz as well as four others upfield CH resonances at δ_{H} 6.44, 5.78, 5.51 and 4.41 ppm (Figure S17) in favor of the dearomatization of a phenyl group further confirmed by ^{13}C NMR experiments (see Figures S22-23 for details). These results represent, to the best of our knowledge, the first evidence for the nucleophilic attack at the *para*-position in Ar_3C^+ carbocations¹⁹ due to steric constraints being conceptually similar to the reactivity of Ar_3C^+ radicals.²⁰ Upon warming to 203K *mer-4* (BAR_4) rapidly transformed into *fac-3* (BAR_4) (Scheme 1) by a sequence of alkene ligand dissociation and *mer*-to-*fac* isomerization being finished at 213 K. The concomitant formation of cyclic diene **5** isomerizing to Ph_3CH above 213 K was also observed (Figure S25). Its structure was proposed based on the observation of three signals in ^1H NMR spectrum at δ_{H} 6.44, 5.88 and 3.07 ppm being similar to those reported in literature for structurally related products.²¹

The spectroscopic detection of cationic *mer-4* (BAR_4) as a kinetic reaction product may suggest the possible participation of *meridional* Mn–H derivatives in hydride-ion transfer from

fac-1. Only a few examples of Mn(I) halide complexes *mer*- $[(\text{L}'\text{L}')\text{Mn}(\text{CO})_3\text{X}]$ (X = Cl, Br) bearing bidentate ligands were reported in literature²² due to their lower thermodynamic stability compared to the corresponding *facial* isomers. In contrast, structurally similar Mn(I) *mer*-hydride species $[(\text{L}'\text{L}')\text{Mn}(\text{CO})_3\text{H}]$ have been never characterized and only recently proposed to be involved in *syn*-to-*anti* isomerization of bridge-substituted dppm complexes *fac*- $[(\text{dppm}^{\text{R}})\text{Mn}(\text{CO})_3\text{H}]$ based on DFT calculations.²³ With the aim to characterize these elusive compounds, we decided to use weaker Lewis acid $\text{B}(\text{C}_6\text{F}_5)_3$ (BAR_3)²⁴ as a hydride abstractor. Gratifyingly, low-temperature IR spectra of *fac-1* in the presence of BAR_3 (1.5 equiv.) in CH_2Cl_2 (Figure 1) evidenced not only the characteristic ν_{CO} bands at 2063 and 2003 cm^{-1} belonging to cationic *mer-3* (BHAR_3) complex, but also two new ν_{CO} bands rapidly disappearing upon warming to 220 K. Band deconvolution allowed us to resolve these two bands at 2049 and 1993 cm^{-1} (Figure S3). Taking into account relatively elevated ν_{CO} values, these bands were tentatively attributed to the non-covalent adduct of meridional hydride with BAR_3 *mer-1*... BAR_3 (*vide infra*). Low-temperature IR data analysis allowed to estimate experimentally both thermodynamic ($\Delta\text{H}^\circ = -3.3 \pm 0.5$ kcal/mol, $\Delta\text{S}^\circ = 5.5 \pm 0.1$ cal/(mol·K) and kinetic ($\Delta\text{H}^\ddagger = 9.4 \pm 0.5$ kcal/mol, $\Delta\text{S}^\ddagger = -26 \pm 2$ cal/(mol·K)) parameters for hydride transfer (see the ESI for details). Importantly, only traces of *facial* cation *fac-3* (BHAR_3) were observed at 180 K thus showing that hydride transfer proceeds mainly from *meridional* hydride derivatives.²⁵

Low-temperature NMR data in CD_2Cl_2 solution further corroborated the existence of non-covalent adducts in the reaction mixture. ^1H NMR spectra (Figure S26) contained a broad signal at δ_{H} -6.44 ppm with a characteristic shielding from the resonance of free hydride *fac-1* (δ_{H} -5.64 ppm)²⁶ and not affected by ^{31}P and ^{11}B decoupling. In ^{31}P spectra the formation of two species with chemical shifts close to *fac-1* (δ_{P} 32.1 ppm) was observed: a singlet at δ_{P} 29.1 ppm and an AB spin system appearing as two doublets at δ_{P} 30.7 and 23.2 ppm with a $^2J_{\text{PP}}$ coupling constant of 77.5 Hz (Figure S29). These spectral data are consistent with the simultaneous observation of Lewis acid adducts of *fac*- and *mer*-isomers of Mn(I) hydride *fac-1*... BAR_3

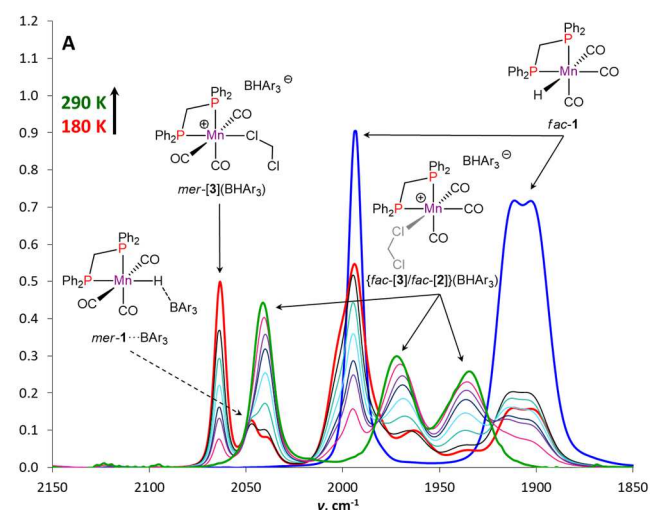
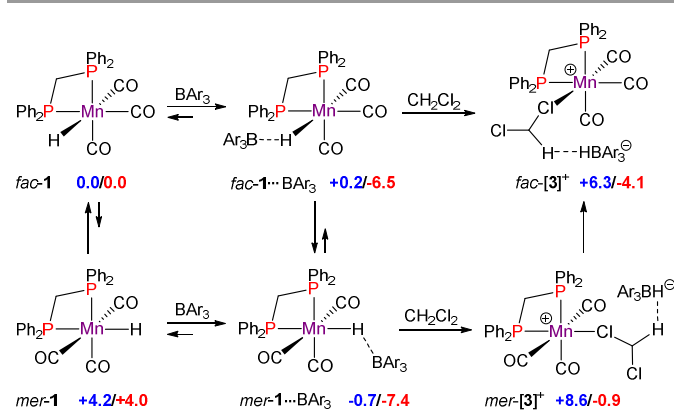


Fig. 1. IR spectroscopy monitoring of the reaction of complex *fac-1* with 1.5 equiv. of BAR_3 in CH_2Cl_2 at 180-300 K temperature range ($c = 0.003$ M).

and *mer-1*...BAR₃, respectively. In contrast to IR data (Figure 1) significant amount of the final hydride transfer product *fac-3*(BAR₃) was detected by ³¹P NMR even at 183 K, whereas no signals of cationic *mer*-species were observed under these conditions. This discrepancy may be rationalized by much higher concentration of the NMR sample (*ca.* 30 times) leading unavoidably to the acceleration of reaction kinetics and/or the occurrence of dynamic phenomena (*vide infra*). However, from 233K two new broad doublets at δ_P 45.8 and 10.6 ppm with ²J_{PP} of *ca.* 40 Hz disappearing above 273 K were observed (Figure S30), which may be assigned to the meridional cationic intermediates *mer-3*(BAR₃) or *mer-2*(BAR₃). According to ¹H NMR data, at 233 K *fac-3*(BAR₃) starts to dissociate a labile CH₂Cl₂ ligand to produce *fac-2*(BAR₃) stabilized by B–H bond interaction with the cationic metal center (Figure S28). This species becomes predominant above 273 K (see the ESI).

To get a deeper insight into the mechanism of the hydride transfer process we have performed the theoretical study of the reaction between *fac-1* and BAR₃ in CH₂Cl₂ at ω B97XD/def2-TZVP level of calculations using SMD continuum solvation model. The results are summarized in Scheme 2 and calculated ν_{CO} frequencies for main stationary points are listed in Table 1. While the *meridional* isomer of Mn(I) hydride complex **1** was found less thermodynamically stable than its *facial* one (Scheme 2) in agreement with literature data,²³ the opposite trend was observed for the BAR₃ non-covalent adducts showing



Scheme 2. The mechanism of hydride transfer from Mn(I) complex *fac-1* to BAR₃ based on DFT calculations (ω B97XD/def2-TZVP level, the corresponding $\Delta G_{298K}/\Delta G_{190K}$ values in kcal·mol⁻¹ are shown in blue/red).

Table 1. Calculated (ω B97XD/def2-TZVP level) and experimental ν_{CO} frequencies and ³¹P NMR data (when available) for both *facial* and *meridional* Mn(I) hydrides **1**, their non-covalent adducts with BAR₃ (**1**...BAR₃) and cationic complexes **3**(BAR₃).

Complex	Calcd. ν_{CO} (cm ⁻¹)	Exp. ν_{CO} (cm ⁻¹)	δ_P (ppm)
<i>fac-1</i>	1996, 1918, 1914	1993, 1911, 1902	32.1
<i>mer-1</i>	1999, 1918, 1914	-	-
<i>fac-1</i> ...BAR ₃	2037, 1974, 1959	-	29.1
<i>mer-1</i> ...BAR ₃	2056, 1975, 1968	2049, 1993	30.7, 23.2
<i>fac-3</i> (BAR ₃)	2044, 1984, 1979 (<i>anti</i>) 2043, 1982, 1974 (<i>syn</i>)	2040, 1973, 1935	11.2, 10.1
<i>mer-3</i> (BAR ₃)	2069, 1997, 1977	2063, 2003	45.8, 10.6

that *mer-1*...BAR₃ is preferred in terms of ΔG vs. both *fac-1*...BAR₃ and starting hydride *fac-1* both at RT and 190 K (Figures S43). This *fac/mer* stability pattern reverts for naked 16-electron cations **2**⁺ (see the ESI) and corresponding CH₂Cl₂ complexes **3**(BAR₃), in which *facial* forms become again strongly thermodynamically preferable (Figure S39 and S41). Though calculated ν_{CO} values for *fac-1* and *mer-1* are very close (Table 1) varying only in the relative band intensities (Figure S38), the difference of spectral properties for other *fac-* and *mer-*species is more notable making possible their identification in experimental IR spectra. In particular, the highest frequency ν_{CO} values in *mer-1*...BAR₃ and *mer-3*(BAR₃) are greater by *ca.* 20 and 30 cm⁻¹ than those of their *facial* analogues being therefore fully consistent with our original attribution of different Mn(I) intermediates in low-temperature IR spectra on Figure 1.

Based on combined spectroscopic and theoretical data we propose that the dominant pathway for the reaction between complex *fac-1* and BAR₃ goes *via* the initial formation of the non-covalent adduct with borane *fac-1*...BAR₃, which then transforms to more stable meridional intermediate *mer-1*...BAR₃. The alternative route involving initial *fac-to-mer* isomerization of complex **1** before the interaction with Lewis acid can also be possible, albeit to a minor extent considering the relatively small amount of the *meridional* hydride in the equilibrium mixture. It thus appears that, the Mn–H moiety in *mer-1*...BAR₃ has more hydridic character than in *fac-1*...BAR₃ facilitating hydride transfer to form *mer-3*(BAR₃) complex as a kinetic product. Its transformation to a more stable *fac-3*(BAR₃) seems to proceed with higher activation barrier than those for neutral hydride compounds²² permitting the accumulation of cationic *meridional* species at very low temperature and concentration level. Finally, the absence of isotopic effect in the reaction between the deuteride derivative *fac-1-d*₃ and BAR₃ ($k_H/k_D = 0.9 \pm 0.1$ see the ESI) shows that Mn–H bond cleavage is not likely to be involved in the rate-determining step giving further arguments that *fac-to-mer* isomerization plays a crucial role in the hydride transfer process.

In conclusion, we have demonstrated an intrinsic mechanistic complexity for the *a priori* trivial hydride abstraction from Mn(I) complex *fac-1*[(dppm)Mn(CO)₃H] and evidenced that the formation of elusive *mer*-hydride species having increased kinetic hydricity represents a key step of this process. Considering that the majority of organic substrates have lower hydride abstraction ability than Lewis acids used in this study, the possible implication of barely detectable but more reactive *mer*-hydride derivatives in hydrogenation-type reactions catalyzed by similar octahedral Mn(I) complexes *fac-1*[(L–L')Mn(CO)₃X] could indeed create alternative pathways with lower activation energies. In light of these results, this option has to be systematically checked in DFT investigations of the relevant catalytic cycles at least for those involving external sphere hydride transfer steps.

This work was supported by the Russian Science Foundation (grant no. 20-73-00311) and by the CNRS. Computational studies were performed using HPC resources from CALMIP (grant no. P18038). E. S. G. is grateful to French Embassy in Moscow for a joint PhD fellowship (Vernadski program). The

NMR data were in part collected using the equipment of the Center for Molecular Composition Studies of INEOS RAS with the support from the Ministry of Science and Higher Education of the Russian Federation.

Conflicts of interest

There are no conflicts to declare.

Notes and references

- 1 S. Elangovan, C. Topf, S. Fischer, H. Jiao, A. Spannenberg, W. Baumann, R. Ludwig, K. Junge and M. Beller, *J. Am. Chem. Soc.*, 2016, **138**, 8809.
- 2 A. Mukherjee, A. Nerush, G. Leitus, L. J. Shimon, Y. Ben David, N. A. Espinosa Jalapa and D. Milstein, *J. Am. Chem. Soc.*, 2016, **138**, 4298.
- 3 Selected recent reviews: (a) E. S. Gulyaeva, E. S. Osipova, R. Buhaibeh, Y. Canac, J.-B. Sortais, D. A. Valyaev, *Coord. Chem. Rev.*, 2022, **458**, 214421; (b) Y. Wang, M. Wang, Y. Li and Q. Liu, *Chem*, 2021, **7**, 1180; (c) K. Das, M. K. Barman and B. Maji, *Chem. Commun.* 2021, **57**, 8534.
- 4 (a) L. Alig and M. Fritz, S. Schneider, *Chem. Rev.*, 2018, **119**, 2681; (b) F. Kallmeier and R. Kempe, *Angew. Chem. Int. Ed.*, 2018, **57**, 46; (c) G. A. Filonenko, R. van Putten, E. J. Hensen and E. A. Pidko, *Chem. Soc. Rev.*, 2018, **47**, 1459; (d) N. Gorgas and K. Kirchner, *Acc. Chem. Res.*, 2018, **51**, 1558.
- 5 (a) L. Wang, J. Lin, Q. Sun, C. Xia and W. Sun, *ACS Catal.*, 2021, **11**, 8033; (b) K. Das, K. Sarkar and B. Maji, *ACS Catal.*, 2021, **11**, 7060; (c) A. Léval, A. Agapova, C. Steinlechner, E. Alberico, H. Junge and M. Beller, *Green Chem.*, 2020, **22**, 913; (d) A. Jana, K. Das, A. Kundu, P. R. Thorve, D. Adhikari and B. Maji, *ACS Catal.*, 2020, **10**, 2615; (e) A. Bruneau-Voisine, D. Wang, V. Dorcet, T. Roisnel, C. Darcel and J.-B. Sortais, *Org. Lett.*, 2017, **19**, 3656; (f) A. Dubey, L. Nencini, R. R. Fayzullin, C. Nervi and J. R. Khusnutdinova, *ACS Catal.*, 2017, **7**, 3864.
- 6 (a) K. Azouzi, A. Bruneau-Voisine, L. Vendier, J.-B. Sortais and S. Bastin, *Catal. Commun.*, 2020, **142**, 106040; (b) S. W. Rahaman, D. K. Pandey, O. Rivada-Wheelaghan, A. Dubey, R. R. Fayzullin and J. R. Khusnutdinova, *ChemCatChem*, 2020, **12**, 5912; (c) D. Wei, A. Bruneau-Voisine, D. A. Valyaev, N. Lugan and J.-B. Sortais, *Chem. Commun.*, 2018, **54**, 4302; (d) D. Wei, A. Bruneau-Voisine, T. Chauvin, V. Dorcet, T. Roisnel, D. A. Valyaev, N. Lugan and J.-B. Sortais, *Adv. Synth. Catal.*, 2018, **360**, 676; (e) R. Van Putten, E. A. Uslamin, M. Garbe, C. Liu, A. Gonzalez-de-Castro, M. Lutz, K. Junge, E. J. Hensen, M. Beller, L. Lefort and E. A. Pidko, *Angew. Chem. Int. Ed.*, 2017, **56**, 7531.
- 7 R. van Putten, J. Benschop, V. J. de Munck, M. Weber, C. Müller, G. A. Filonenko and E. A. Pidko, *ChemCatChem*, 2019, **11**, 5232.
- 8 (a) A. M. King, H. A. Sparkes, R. L. Wingad and D. F. Wass, *Organometallics*, 2020, **39**, 3873; (b) J. A. Garduño, M. Flores-Alamo and J. J. García, *ChemCatChem*, 2019, **11**, 5330; (c) S. Weber, B. Stöger and K. Kirchner, *Org. Lett.*, 2018, **20**, 7212; (d) J. A. Garduño and J. J. García, *ACS Catal.*, 2018, **9**, 392.
- 9 R. Buhaibeh, O. A. Filippov, A. Bruneau-Voisine, J. Willot, C. Duhayon, D. A. Valyaev, N. Lugan, Y. Canac and J.-B. Sortais, *Angew. Chem. Int. Ed.*, 2019, **58**, 6727.
- 10 (a) M. Huang, Y. Li, Y. Li, J. Liu, S. Shu, Y. Liu and Z. Ke, *Chem. Commun.*, 2019, **55**, 6213; (b) X.-B. Lan, Z. Ye, M. Huang, J. Liu, Y. Liu and Z. Ke, *Org. Lett.*, 2019, **21**, 8065.
- 11 For the alternative mechanisms involving 16-electron diphosphine hydride complexes [(P-P)Mn(CO)₂H], see: (a) S. Weber, J. Brüning, L. F. Veiros and K. Kirchner, *Organometallics*, 2021, **40**, 1388; (b) S. Kostera, S. Weber, M. Peruzzini, L. F. Veiros, K. Kirchner and L. Gonsalvi, *Organometallics*, 2021, **40**, 1213; (c) S. Weber, L. F. Veiros and K. Kirchner, *Adv. Synth. Catal.*, 2019, **361**, 5412; (d) S. Weber, B. Stöger, L. F. Veiros and K. Kirchner, *ACS Catal.*, 2019, **9**, 9715.
- 12 (a) L. Zhou, D. Liu, H. Lan, X. Wang, C. Zhao, Z. Ke and C. Hou, *Catal. Sci. Technol.*, 2020, **10**, 169; (b) R. van Putten, G. A. Filonenko, A. Gonzalez De Castro, C. Liu, M. Weber, C. Müller, L. Lefort and E. A. Pidko, *Organometallics*, 2019, **38**, 3187; (c) K. Ganguli, S. Shee, D. Panja and S. Kundu, *Dalton Trans.*, 2019, **48**, 7358; (d) C. Liu, R. van Putten, P. O. Kulyaev, G. A. Filonenko and E. A. Pidko, *J. Catal.*, 2018, **363**, 136; (e) X. Yan, H. Ge and X. Yang, *Catal. Sci. Technol.*, 2018, **8**, 5735.
- 13 Selected contributions: (a) E. S. Osipova, E. S. Gulyaeva, E. I. Gutsul, V. A. Kirkina, A. A. Pavlov, Yu. V. Nelyubina, A. Rossin, M. Peruzzini, L. M. Epstein, N. V. Belkova, O. A. Filippov and E. S. Shubina, *Chem. Sci.*, 2021, **12**, 3682; (b) A. M. Kalsin, T. A. Peganova, I. S. Sinopalnikova, I. V. Fedyanin, N. V. Belkova, E. Deydier and R. Poli, *Dalton Trans.*, 2020, **49**, 1473; (c) L. Luconi, E. S. Osipova, G. Giambastiani, M. Peruzzini, A. Rossin, N. V. Belkova, O. A. Filippov, E. M. Titova, A. A. Pavlov and E. S. Shubina, *Organometallics*, 2018, **37**, 3142; (d) E. M. Titova, E. S. Osipova, A. A. Pavlov, O. A. Filippov, S. V. Safronov, E. S. Shubina and N. V. Belkova, *ACS Catal.*, 2017, **7**, 2325.
- 14 T.-Y. Cheng, B. S. Brunschwig and R. M. Bullock, *J. Am. Chem. Soc.*, 1998, **120**, 13121.
- 15 K. S. Sandhya and C. H. Suresh, *J. Phys. Chem. A*, 2017, **121**, 2814.
- 16 All known formally 16-e cationic Mn(I) complexes with non-coordinating anions¹⁶ are stabilized by C–H agostic interaction(s), inexist for *fac*-[2]⁺ according to DFT data (see the ESI). (a) W. A. King, X.-L. Luo, B. L. Scott, G. J. Kubas and K. W. Zilm, *J. Am. Chem. Soc.*, 1996, **118**, 6782; (b) A. Toupadakis, G. J. Kubas, W. A. King, B. L. Scott and J. Huhmann-Vincent, *Organometallics*, 1998, **17**, 5315; (c) W. A. King, B. L. Scott, J. Eckert and G. J. Kubas, *Inorg. Chem.*, 1999, **38**, 1069; (d) T. A. Martin, C. E. Ellul, M. F. Mahon, M. E. Warren, D. Allan and M. K. Whittlesey, *Organometallics*, 2011, **30**, 2200.
- 17 For the precedent of such structure in Mn(I) series, see: X. Fang, J. Huhmann-Vincent, B. L. Scott and G. J. Kubas, *J. Organomet. Chem.*, 2000, **609**, 95.
- 18 (a) J. Huhmann-Vincent, B. L. Scott and G. J. Kubas, *J. Am. Chem. Soc.*, 1998, **120**, 6808; (b) J. Huhmann-Vincent, B. L. Scott and G. J. Kubas, *Inorg. Chem.*, 1999, **38**, 115.
- 19 R. More O'Farrall, *Adv. Phys. Org. Chem.*, 2010, **44**, 19.
- 20 T. T. Tidwell, in *Stable radicals*, ed. R. G. Hicks, Wiley, 2010, Ch. 1, pp. 1–31.
- 21 C. Chen, H. Lee and R. F. Jordan *Organometallics*, 2010, **29**, 5373.
- 22 (a) A. M. Bond, R. Colton and M. J. McCormick, *Inorg. Chem.*, 1977, **16**, 155; (b) A. M. Bond, B. S. Grabaric and Z. Grabaric, *Inorg. Chem.*, 1978, **17**, 1013; (c) G. J. Stor, S. L. Morrison, D. J. Stufkens and A. Oskam, *Organometallics*, 1994, **13**, 2641; (d) G. J. Stor, D. J. Stufkens, P. Vernooijs, E. J. Baerends, J. Fraanje and K. Goubitz, *Inorg. Chem.*, 1995, **34**, 1588; (e) A. Rosa, G. Ricciardi, E. J. Baerends and D. J. Stufkens, *Inorg. Chem.*, 1998, **37**, 6244.
- 23 N. V. Kireev, O. A. Filippov, E. S. Gulyaeva, E. S. Shubina, L. Vendier, Y. Canac, J.-B. Sortais, N. Lugan and D. A. Valyaev, *Chem. Commun.*, 2020, **56**, 2139.
- 24 J. R. Gaffen, J. N. Bentley, L. C. Torres, C. Chu, T. Baumgartner and C. B. Caputo, *Chem*, 2019, **5**, 1567.
- 25 Similar phenomenon was observed by Bullock for Mo(II) hydride complexes with four-legged piano-stool geometry revealing faster hydride transfer for *trans*-[Cp(CO)₂Mo(PR₃)H] compared to *cis*-[Cp(CO)₂Mo(PR₃)H] isomer, see ref. 14. N. V. Belkova, L. M. Epstein, O. A. Filippov and E. S. Shubina, *Chem. Rev.*, 2016, **116**, 8545.