



Coherent magnetic modon solutions in quasigeostrophic shallow water magnetohydrodynamics

Vladimir Zeitlin, Noé Lahaye

► To cite this version:

Vladimir Zeitlin, Noé Lahaye. Coherent magnetic modon solutions in quasigeostrophic shallow water magnetohydrodynamics. *Journal of Fluid Mechanics*, 2022, 941, pp.A15. 10.1017/jfm.2022.289 . hal-03651956

HAL Id: hal-03651956

<https://hal.science/hal-03651956>

Submitted on 26 Apr 2022

HAL is a multi-disciplinary open access archive for the deposit and dissemination of scientific research documents, whether they are published or not. The documents may come from teaching and research institutions in France or abroad, or from public or private research centers.

L'archive ouverte pluridisciplinaire **HAL**, est destinée au dépôt et à la diffusion de documents scientifiques de niveau recherche, publiés ou non, émanant des établissements d'enseignement et de recherche français ou étrangers, des laboratoires publics ou privés.

Coherent magnetic modon solutions in quasigeostrophic shallow water magnetohydrodynamics

Noé Lahaye¹, and Vladimir Zeitlin²†

¹Inria, Odyssey team & IRMAR, Campus Universitaire de Beaulieu, Rennes, France

²Laboratory of Dynamical Meteorology, Sorbonne University, Ecole Normale Supérieure, CNRS, 24 rue Lhomond, 75005 Paris, France

A class of exact solutions of the magnetohydrodynamic quasi-geostrophic equations (MQG), which result from rotating shallow water magnetohydrodynamics in the limit of small Rossby and magnetic Rossby numbers is constructed analytically. These solutions are magnetic modons, steady-moving dipolar vortices, which are generalizations of the well-known quasigeostrophic modons. It is shown that various configurations of magnetic modons are possible: with or without external magnetic field, and with or without internal magnetic field trapped inside the dipole. By using the modon solutions as initial conditions for direct numerical simulations of the MQG equations, it is shown that they remain coherent for a long time, running over about a hundred deformation radii without change of form, provided the external and internal magnetic fields are not too strong, and even if a small-amplitude noise is added to initial conditions.

Key words: quasi-geostrophic flows, MHD turbulence, vortex dynamics

1. Introductory remarks and description of the model

Magnetohydrodynamic rotating shallow water model (MRSW) was introduced by Gilman (2000) as a simple model of the solar tachocline. As is the case of usual shallow-water models it can be obtained by applying vertical averaging and the mean field hypothesis to the full primitive equations of magnetohydrodynamics in the (magneto-)hydrostatic approximation (Zeitlin 2013). Again, as in the case of usual shallow-water models, taking an asymptotic limit of small Rossby and magnetic Rossby numbers, i.e. of strong rotation, results in a self-consistent system of (magneto-)quasi-geostrophic (MQG) equations for slow motions, where fast waves are filtered out (Zeitlin 2013). The MQG model is of use in studies of (quasi-) two dimensional magnetohydrodynamic turbulence, (e.g. Tobias *et al.* 2007) still in the context of the solar tachocline. In the present paper we construct exact solutions of MQG, the magnetic modons, which are steady-moving dipoles of both magnetic field and vorticity. With the help of direct numerical simulations with the Dedalus code (Burns *et al.* 2020), which we

† Email address for correspondence: zeitlin@lmd.ens.fr

adapted to the MQG simulations, we show that these solutions can be stable or unstable, depending on the intensity of magnetic field inside and outside the dipole. The construction of the modon solutions follows the lines of that used recently (Lahaye *et al.* 2020) to obtain similar solutions in the quasi-geostrophic limit (TQG) of rotating shallow water model with horizontal density and/or temperature gradients, the so-called thermal rotating shallow water (TRSW). It is a generalization of the classical procedure of building the modon solutions of the “ordinary” quasigeostrophic (QG) equations, first obtained by Larichev & Reznik (1976) following the idea of construction of the Lamb’s dipole in 2D hydrodynamics. Existence of such solutions emphasizes a known (Dellar 2003) structural similarity between MRSW and TRSW.

Let us recall the equations of the MRSW model in the rotating (x, y) plane:

$$\partial_t \mathbf{v} + \mathbf{v} \cdot \nabla \mathbf{v} + f \hat{\mathbf{z}} \wedge \mathbf{v} + g \nabla h = \frac{1}{h} \nabla (h \mathbf{b} \otimes \mathbf{b}), \quad (1.1)$$

$$\partial_t h + \nabla \cdot (h \mathbf{v}) = 0, \quad (1.2)$$

$$\nabla \cdot (h \mathbf{b}) = 0, \quad (1.3)$$

$$\partial_t \mathbf{b} + \mathbf{v} \cdot \nabla \mathbf{b} = \frac{1}{h} \nabla (h \mathbf{v} \otimes \mathbf{b}), \quad (1.4)$$

where f is the Coriolis parameter, and g is the gravity acceleration. The dynamical variables of the model are the thickness of the layer h , the velocity $\mathbf{v} = u\hat{\mathbf{x}} + v\hat{\mathbf{y}}$, and the magnetic field $\mathbf{b} = a\hat{\mathbf{x}} + b\hat{\mathbf{y}}$ in the plane, where $(\hat{\mathbf{x}}, \hat{\mathbf{y}}, \hat{\mathbf{z}})$ are unit vectors along the respective axes, $\nabla = \hat{\mathbf{x}}\partial_x + \hat{\mathbf{y}}\partial_y$. Notice that magnetic field is rescaled with magnetic permeability of the vacuum and density of the fluid in order to have the dimension of velocity (Alfvén velocity corresponding to a given value of the magnetic field). The notation $\nabla \cdot (\mathbf{A} \otimes \mathbf{B})$ is a shorthand for tensor notation: the i -th component of such expression is given by $\partial_j A_i B_j$, with summation over repeated indices from 1 to 3. The Coriolis parameter f is constant in the f -plane configuration, and is a linear function of y in the beta-plane configuration. In the following we work with the former, extrapolation of our results to the latter being rather straightforward. The constraint (1.3) can be resolved by introducing the (scalar) magnetic potential A

$$h\mathbf{b} = \hat{\mathbf{z}} \wedge \nabla A. \quad (1.5)$$

Up to a sign A is the vertical component of the standard magnetic potential and is, in fact, a magnetic streamfunction for the horizontal magnetic field integrated over the vertical extent of the shallow-water layer. In continuity with the previous work (Zeitlin 2013) we keep calling it magnetic potential. If L is a characteristic scale, U is a characteristic velocity, and B is a characteristic value of the magnetic field, the “ordinary” and magnetic Rossby numbers: $Ro = \frac{U}{fL}$ and $Ro_m = \frac{B}{fL}$, respectively, measure the relative strength of rotation. For the solar tachocline, $Ro \sim 0.1$ is a reasonable assumption, and observations of magnetic Rossby waves indicate that investigating the weak magnetic Rossby number limit is relevant (Tobias *et al.* 2007; Dikpati *et al.* 2018; Zaqarashvili *et al.* 2021). If both Rossby numbers are small, and of the same order, as well as the deviations of the free surface from its mean (rest) value H , and the characteristic scale L is of the order of the deformation radius $R_d = \frac{\sqrt{gH}}{f}$ (i.e. the Burger number $Bu = R_d^2/L^2 = O(1)$), the velocity in the leading order is divergenceless, and can be expressed in terms of a streamfunction ψ , which is the leading-order thickness anomaly $h - H$. In the leading order of the asymptotic expansion in Ro , Ro_m , the MQG

equations on the f - plane for ψ and A thus result, (e.g. Zeitlin 2013):

$$\partial_t \left(\nabla^2 \psi - \frac{1}{Bu} \psi \right) + \mathcal{J}(\psi, \nabla^2 \psi) - \mathcal{J}(A, \nabla^2 A) = 0, \quad (1.6a)$$

$$\partial_t A + \mathcal{J}(\psi, A) = 0. \quad (1.6b)$$

Here $\mathcal{J}(a, b) = \partial_x a \partial_y b - \partial_y a \partial_x b$ denotes the Jacobian, and the equations are written in non-dimensional form. Notice that non-dimensional potential vorticity (PV) q in this approximation is given by the formula

$$q = \nabla^2 \psi - \frac{1}{Bu} \psi. \quad (1.7)$$

Below we impose $Bu = 1$ for compactness, *i.e.* we use R_d as spatial scale. PV is not conserved in the presence of magnetic field, and the equation (1.6a) describes its evolution. The energy conservation for the system (1.6) can be written in the standard form:

$$E = \frac{1}{2} \int dx dy [(\nabla \psi)^2 + \psi^2 + (\nabla A)^2] = \text{const.} \quad (1.8)$$

Notice, however, that in this form the energy is conserved only for ψ and A decaying at infinity, which is not the case for A if the system evolves in an external magnetic field \mathbf{B}_0 . In the latter case $A \rightarrow A + \hat{\mathbf{z}} \cdot (\mathbf{x} \wedge \mathbf{B}_0)$ in the formula (1.8).

Let us say again that the MQG system (1.6) is a quasi-geostrophic (QG) limit of the system (1.1) - (1.4) at $(Ro, Ro_m) \rightarrow 0$. As a consequence, it does not contain fast magneto-inertia-gravity waves, although it retains long Alfvén waves, cf. Zeitlin *et al.* (2015) and below. The MQG is mathematically equivalent to 2D incompressible magnetohydrodynamics (2DMHD) with replacement of the vorticity, $\nabla^2 \psi + f$, in the latter by the potential vorticity q in the former. Like the standard hydrodynamic QG model, which in the limit of infinite deformation radius, *i.e.* $\frac{1}{Bu} \rightarrow 0$, becomes equivalent to 2D Euler equations for incompressible fluid, the MQG model, in the same limit, becomes equivalent to 2D incompressible magnetohydrodynamics (2DMHD).

Below we give an analytical derivation of the modon solutions in Sec. 2, and then proceed in Sec. 3 with numerical simulations initialized with these solutions, which we take either as are (Sec. 3.1) or perturbed by a weak noise (Sec. 3.2), and at different values of parameters. We then discuss the results in Sec. 4.

2. Derivation of the magnetic modon solutions

We are looking for a localized solution that is stationary in a frame moving with constant velocity $U\hat{\mathbf{x}}$ (co-moving frame), so $\psi = \psi(x - Ut, y)$, $A = A(x - Ut, y)$.

$$-U\partial_x q + \mathcal{J}(\psi, q) - \mathcal{J}(A, \nabla^2 A) = 0, \quad (2.1a)$$

$$-U\partial_x A + \mathcal{J}(\psi, A) = 0. \quad (2.1b)$$

Equation (2.1b) implies $\mathcal{J}(\psi + Uy, A) = 0$, hence $A = F(\psi + Uy)$ where F is an arbitrary function. Following Lahaye *et al.* (2020) we will take it to be linear:

$$A = \kappa(\psi + Uy), \quad (2.2)$$

where κ is a constant measuring the strength of magnetic potential relative to the stream-function Ψ in the co-moving frame. Likewise, (2.1a) can be rewritten as

$$\mathcal{J}(\psi + Uy, q) - \mathcal{J}(A, \nabla^2 A) = 0.$$

Using the expression of A in terms of ψ (2.2) we obtain

$$\mathcal{J}(A, \nabla^2 A) = \kappa^2 \mathcal{J}(\psi + Uy, \nabla^2 \psi),$$

and therefore the PV evolution equation gives:

$$\mathcal{J}(\psi + Uy, (1 - \kappa^2) \nabla^2 \psi - \psi) = 0.$$

This means that

$$(1 - \kappa^2) \nabla^2 \psi - \psi = G(\psi + Uy), \quad (2.3)$$

where G is another arbitrary function, which we will again choose to be linear: $G(x) = \alpha x$, where α is another constant, which measures, like in the classical modon solution of Larichev & Reznik (1976), the strength of the PV anomaly in terms of the streamfunction in the comoving frame.

Following the standard derivation (Larichev & Reznik 1976), we divide the whole plane into inner (−) and outer (+) regions, with a circular separatrix at some radius $r = \sqrt{x^2 + y^2} = r_0$. The parameters α and κ are allowed to take different values in the outer and the inner domains: α_{\pm} and κ_{\pm} . We thus have the following equations for the streamfunctions ψ_{\pm} in the outer (+) and inner (−) domains, respectively:

$$(1 - \kappa_{\pm}^2) \nabla^2 \psi_{\pm} - \psi_{\pm} = \alpha_{\pm} (\psi_{\pm} + Uy). \quad (2.4)$$

Their solutions should be matched using the standard boundary conditions of continuity of velocity and pressure at the separatrix.

Solution in the outer region $r \geq r_0$:

We are looking for a localized, finite-energy, where the energy is defined in (1.8), solution which should vanish far away from the center. Hence $\alpha_+ = 0$ and the following linear equation results:

$$(1 - \kappa_+^2) \nabla^2 \psi - \psi = 0.$$

A decaying at $r \rightarrow \infty$ solution is sought by separation of variables in polar coordinates (r, θ) . Keeping in mind that matching with inner solution is performed in the co-moving frame, and that constant zonal velocity corresponds to a linear in $y = r \sin \theta$ streamfunction, we get:

$$\psi_+ = C_+ K_1 \left(r / \sqrt{1 - \kappa_+^2} \right) \sin \theta. \quad (2.5)$$

Here K_1 is the modified Bessel function of the second kind. Notice that the decaying solution is possible only if $1 - \kappa_+^2 > 0$, and that the particular case $\kappa_+ = 0$ corresponds to the magnetic field being confined in the inner region, while if $\kappa_+ \neq 0$ there is a constant background zonal magnetic field $B = -\partial_y A = -\kappa_+ U$ everywhere in the plane, cf (2.2).

Solution in the inner region, $r \leq r_0$: The linear equation to solve is:

$$(1 - \kappa_-^2) \nabla^2 \psi - \psi = \alpha_- (\psi + Uy).$$

The solution is represented as a superposition of a solution to the homogeneous problem, ψ^h and a particular solution ψ^P of the inhomogeneous problem:

$$(1 - \kappa_-^2) \nabla^2 \psi^h - (1 + \alpha_-) \psi^h = 0. \quad (2.6a)$$

$$\psi^P = -\frac{\alpha_- Uy}{1 + \alpha_-}. \quad (2.6b)$$

Anticipating matching with the outer solution, we impose the same angular structure, and

hence get:

$$\psi_- = \left[C_- J_1(\lambda r) - \frac{\alpha_- U r}{1 + \alpha_-} \right] \sin \theta \quad (2.7)$$

where J_1 is Bessel function of the first kind, and $\lambda^2 = -\frac{1+\alpha_-}{1-\kappa_-^2}$. Notice a singularity at $\kappa_- = 1$.

Matching:

Following Larichev & Reznik (1976) we impose the condition of continuity of the co-moving streamfunction, which provides the maximal smoothness of the resulting solution:

$$(\psi_+ + Uy)|_{r=r_0} = (\psi_- + Uy)|_{r=r_0} = 0, \quad (2.8)$$

which allows to determine C_{\pm} :

$$C_+ = -\frac{U r_0}{K_1(r_0/\sqrt{1-\kappa_+})}, \quad C_- = -\frac{U r_0}{(1+\alpha_-)J_1(\lambda r_0)}. \quad (2.9)$$

The magnitude of the modon (streamfunction) is thus primarily driven by $U r_0$ and modulated by α_- . However, the latter is not a tunable parameter, but is such that the matching conditions are satisfied, and drives the radial structure of the streamfunction (through λ). Continuity of the radial derivative of the streamfunction $\partial_r \psi_+ = \partial_r \psi_-$ at $r = r_0$ leads to a transcendental equation for eigenvalues λ at given r_0 and κ_+ , and hence α_- at a given κ_- .

$$C_+/\sqrt{1-\kappa_+^2} K_1'(r_0/\sqrt{1-\kappa_+}) = C_- \lambda J_1'(\lambda r_0) - \alpha_- U/(1+\alpha_-), \quad (2.10)$$

where C_{\pm} are given in (2.9), and prime denotes differentiation of a function with respect to its argument. This transcendental equation is solved numerically using standard routines, e.g. with the `fsolve` function of the SciPy Python library.

The lowest eigenvalue corresponds to a steadily translating vortex dipole, a magnetic modon, the higher eigenvalues correspond to multiple changes of the sign of vorticity inside the separatrix, which are, presumably, less stable and more sensible do dissipation, with more sheared velocity, and will be discarded as is usually done. We fix $r_0 = 1$ (*i.e.* the typical size of the modon is equal to the deformation radius, $Bu = 1$), and thus get the eigenvalue α_- as a function of κ_- and κ_+ . As an example, we present in Figure 1 the dependence $\alpha_-(\kappa_-)$ when $\kappa_+ = 0$. A gap in the curve is visible at $\kappa_- = 1$. Indeed, for this value of κ_- , the interior equation (2.4) gives $\Psi_- = -\alpha_-(\Psi_- + Uy)$ which is incompatible with the boundary condition $\Psi_- + Uy = 0$ at $r = r_0$, meaning that there is no solution. We should emphasize that qualitatively different modon configurations result from different choices of the values of parameters κ_{\pm} : magnetic field confined inside the vortex dipole at $\kappa_+ = 0$, $\kappa_- \neq 0$, hollow bubble, in the sense of magnetic field, propagating through the constant magnetic field at $\kappa_- = 0$, $\kappa_+ \neq 0$, and a magnetized dipole propagating in the adverse, or collinear magnetic field, with respect to the magnetic field at the axis of the dipole, depending on the relative sign of $\kappa_{\pm} \neq 0$. Some of these cases are illustrated in Figures 2 - 3.

Before proceeding with numerical simulations, we should make two important remarks. First, we should stress that as the streamfunction $\psi + Uy$ in the co-moving frame is continuous across the separatrix, and takes zero value, cf. (2.8), the magnetic potential is also continuous, but its derivative is not if $\kappa_+ \neq \kappa_-$, even though the derivative of ψ is continuous, cf. (2.2). This means that in this case we have a tangential discontinuity of the magnetic field across the separatrix. Such discontinuities are admissible in non-dissipative MHD (e.g. Landau & Lifshitz 1984), which is the parent of (1.6), but will be smeared in the presence of magnetic viscosity (resistivity). We will come back to this point in the discussion of numerical

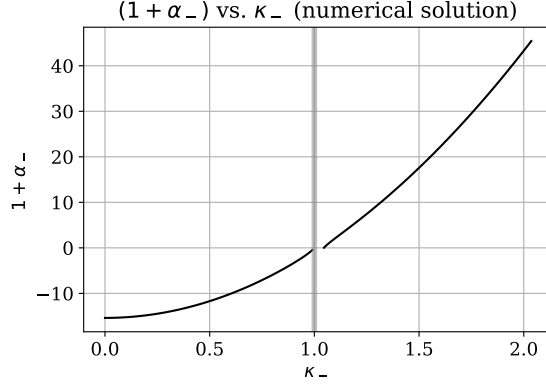


Figure 1: Dependence of the first eigenvalue α_- on κ_- at $\kappa_+ = 0$. Curves for other values of κ_+ practically coincide with this one, as variations of α_- are dominated by variations of κ_- at a given r_0 . Disruption of the curve reflects the singularity at $\kappa_- = 1$

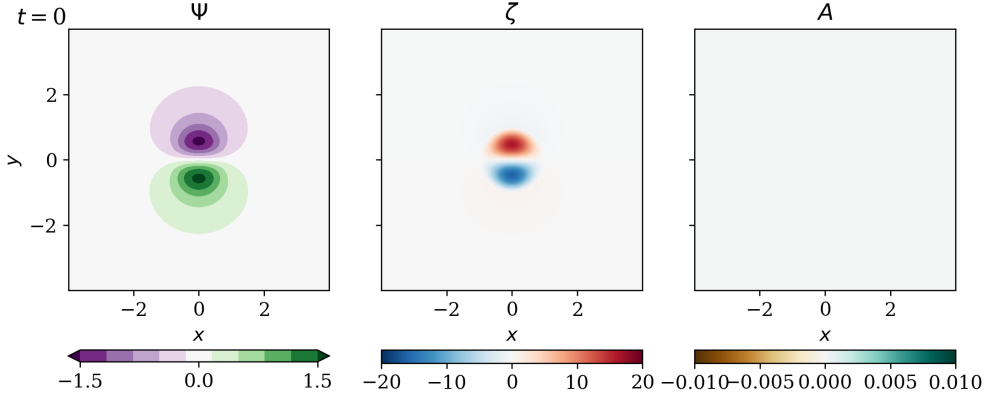


Figure 2: MQG modon without external magnetic field. From left to right: streamfunction, vorticity and magnetic potential. Length in units of R_d in this and subsequent figures.

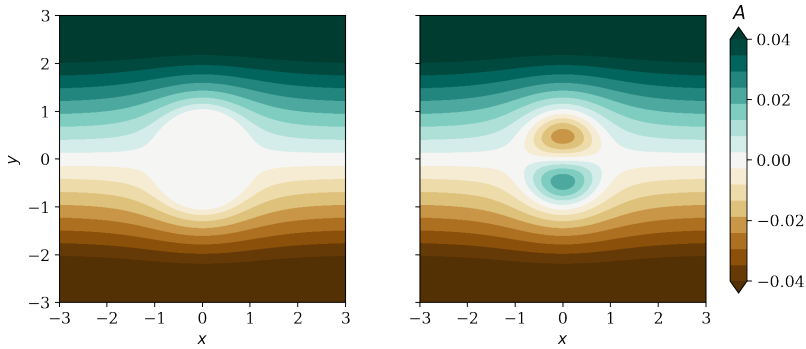


Figure 3: Magnetic potential associated with a MQG modon without internal magnetic field ($\kappa_- = 0, \kappa_+ = 0.02$, left), and a regular MQG modon with no tangential discontinuity of the magnetic field at the separatrix ($\kappa_- = \kappa_+ = 0.02$, right).

experiments below. As a consequence, we will call the modons with $\kappa_+ = \kappa_-$ regular, and singular otherwise.

Second, as was already mentioned, in the case $\kappa_+ \neq 0$ we have a configuration with a mean magnetic field which admits (rotational) Alfvén waves. Unlike magneto-inertia-gravity waves, Alfvén waves do not have a spectral gap at low frequencies in the presence of rotation (cf. Zeitlin *et al.* 2015), and thus slow waves of this kind are not filtered out in the QG approximation which corresponds to the fast-time ($\sim 1/f$) averaging. Indeed, by linearizing the system (1.6) about a constant zonal magnetic field B_0 , that is by taking

$$A(x, y, t) = B_0 y + A'(x, y, t), \quad (2.11)$$

where A' is a small perturbation, and the streamfunction ψ is considered to be small as well, by substituting in the linearized equation (1.6a) the expression of a obtained from the linearized equation (1.6b) the MQG equations are reduced to a wave equation for ψ :

$$\partial_{tt}^2 (\nabla^2 \psi - \psi) - B_0^2 \partial_{xx}^2 \nabla^2 \psi = 0, \quad (2.12)$$

which has harmonic wave solutions $\propto e^{i(\omega t - kx - ly)}$ with the dispersion relation

$$\omega^2 = B_0^2 k^2 \frac{k^2 + l^2}{k^2 + l^2 + 1}. \quad (2.13)$$

These solutions are rotational Alfvén waves. In the absence of rotation the non-dimensional $f(=1)$ disappears in the denominator of (2.13), and we recover the classical dispersion relation for Alfvén waves. What is important in the present context, is that absolute values of the phase velocity of these waves lie in the interval $[0, |B_0|]$. The non-dimensional velocity of the modon U is always larger than the value of the non-dimensional magnetic field in the far outer region $|B_+| = |\partial_y C_+|_{r \rightarrow \infty} = |\kappa_+ U|$, as $|\kappa_+| < 1$, and hence is larger than the maximum phase speed of the Alfvén waves. This allows us to anticipate that the modon does not emit Alfvén waves and can remain coherent for a long time.

3. Numerical investigation of the stability of magnetic modons

As was already mentioned, the MRSW (resp. MQG) model is structurally close to TRSW (resp. TQG). Our experience with TRSW and TQG modons (Lahaye *et al.* 2020) shows that they may be subject to small-scale convective-type instabilities, which are known for vortex solutions in this model (Gouzien *et al.* 2017). To check whether this is also the case with MQG modons, and also to see whether sharp gradients of the magnetic fields engender new instabilities, we performed a set of numerical simulations of the MQG equations using a doubly-periodic pseudo-spectral code based on the Python library Dedalus (Burns *et al.* 2020), with modon solutions as initial conditions. The typical resolution corresponded to a 512×512 grid with a $3/2$ dealiasing factor, and we used a split-explicit 4th order Runge-Kutta method for temporal integration. Several control runs with higher resolutions were also performed. As is often done in 2D MHD simulations, (e.g. Tobias *et al.* 2007), we applied the standard Newtonian viscosity and magnetic diffusivity to dissipate energy near the grid scale and ensure numerical stability, in the respective equations of the system (1.6), and with the same coefficient, i.e. we supposed the magnetic Prandtl number to be one. The viscosity and magnetic diffusivity coefficients were set to be $5 \cdot 10^{-4}$ (i.e. $Re = 2000$) in most runs. Simulations were run until $t = 80$, a non-dimensional unit of time is the time taken by the dipole to travel a distance of one deformation radius (i.e. $U = 1$). Notice that with the values of the viscosity which we used, the time of viscous decay at the grid scale, given by ν/dx^2 , is about unity. Tests of the impact of the form of dissipation

and of the Prandtl number on the results are discussed below in section 3.3. To ensure numerical stability and limit aliasing, the initial profiles of pressure and magnetic potential were smoothed with a Gaussian kernel of width twice the grid spacing. The main purpose of this operation was to smooth out the initial discontinuity in the magnetic field that exists when $\kappa_- \neq \kappa_+$. As will be shown below, in some configurations the modon leaves behind a wake of weak vorticity and magnetic field anomalies. As boundary conditions are periodic, this wake perturbs the modon as it re-enters the domain. In order to limit this effect, we repeated the simulations using a domain that was extended along the x axis by a factor $11/8$, and adding a moving sponge layer (of width $3L/8$, with L the size of the unexpanded domain) with linear damping to suppress the wake. The boundaries of the sponge layer had a tanh shape with width 0.2. The maximum amplitude of the damping was 0.5, and its central position and propagation speed were computed using the x -position of the barycenter of kinetic energy, updated every $\Delta t = 0.1$. To investigate the stability of the modon solutions, and their sensitivity to the values of dynamical parameters, we conducted a set of experiments with different values of the magnitude of the magnetic field. Six values of κ_- and seven values of κ_+ , in all combinations, were used: $\kappa_- = 0, 0.02, 0.05, 0.1, 0.2, 0.5$ and $\kappa_+ = -0.1, -0.05, 0, 0.02, 0.05, 0.1, 0.2$. Notice that configurations with large $|\kappa_+ - \kappa_-|$ (and thus, in the present context, negative κ_+), maximise the inner-outer magnetic field strength differentials and, therefore, the magnitude of the tangential discontinuity of the magnetic field at the separatrix. Sensitivity to initial conditions was further tested by conducting a second set of experiments with the same values of κ_{\pm} , adding a small-scale noise superimposed onto the dipolar solution in the initial conditions. The properties of the noise are described in the Appendix A. Overall, 70 runs are discussed in the following subsection, and about five times as much were performed in total (see sections 3.2 and 3.3).

3.1. Initialization with the pure modon solutions

The overall result of these simulations is that in any combination of the values of κ_{\pm} each of them should be moderate, typically not exceeding 0.1 in absolute value, for the modon to keep its form. At higher values the above-mentioned small-scale instabilities arise, most often after a few tens of time units, and destroy the modon. We will exaggeratingly call the modons “stable” in the former and “unstable” in the latter cases. One should keep in mind that these denominations are empirical, being entirely based on the results of numerical simulations of long, but limited duration ($t_{\max} = 80$). The latter is, however, large compared to the typical eddy timescale of the modon (used for the non-dimensionalisation), which supports the fact that the stable modons are, at least, long-living coherent structures. We present and discuss below examples of stable vs. unstable modons in several typical configurations. In all of the snapshots only a part of the domain of the simulations, which extends from -5 to 5 in units of R_d in both directions (± 6.875 along the x axis for the simulations with a moving sponge layer), is shown, to make the details of the evolution of the modon clearer. We started by benchmarking the numerical method with a simulation initialized with a “non-magnetic” modon, with $\kappa_{\pm} \equiv 0$ and no magnetic field whatsoever. The result is that, as expected, this modon keeps moving without changing its form and is, thus, stable (not shown).

Modons with no external magnetic field ($\kappa_+ = 0$), such as the one presented in Figure 2, are stable as long as $\kappa_- \leq 0.2$, meaning that they exactly conserve their form over the duration of the simulation, travelling at a nearly constant speed (progressively decreasing under the action of energy dissipation). To make the presentation concise we do not show their evolution. On the contrary, an instability leading to destruction of the modon takes place for higher values of κ_- , or in the presence of a strong enough external magnetic field, as shown in Fig. 4 in the case $\kappa_- = \kappa_+ = 0.2$ (this simulation was extended in time compared to other simulations to show the destabilization of the modon). Fig. 5 shows the “hollow”

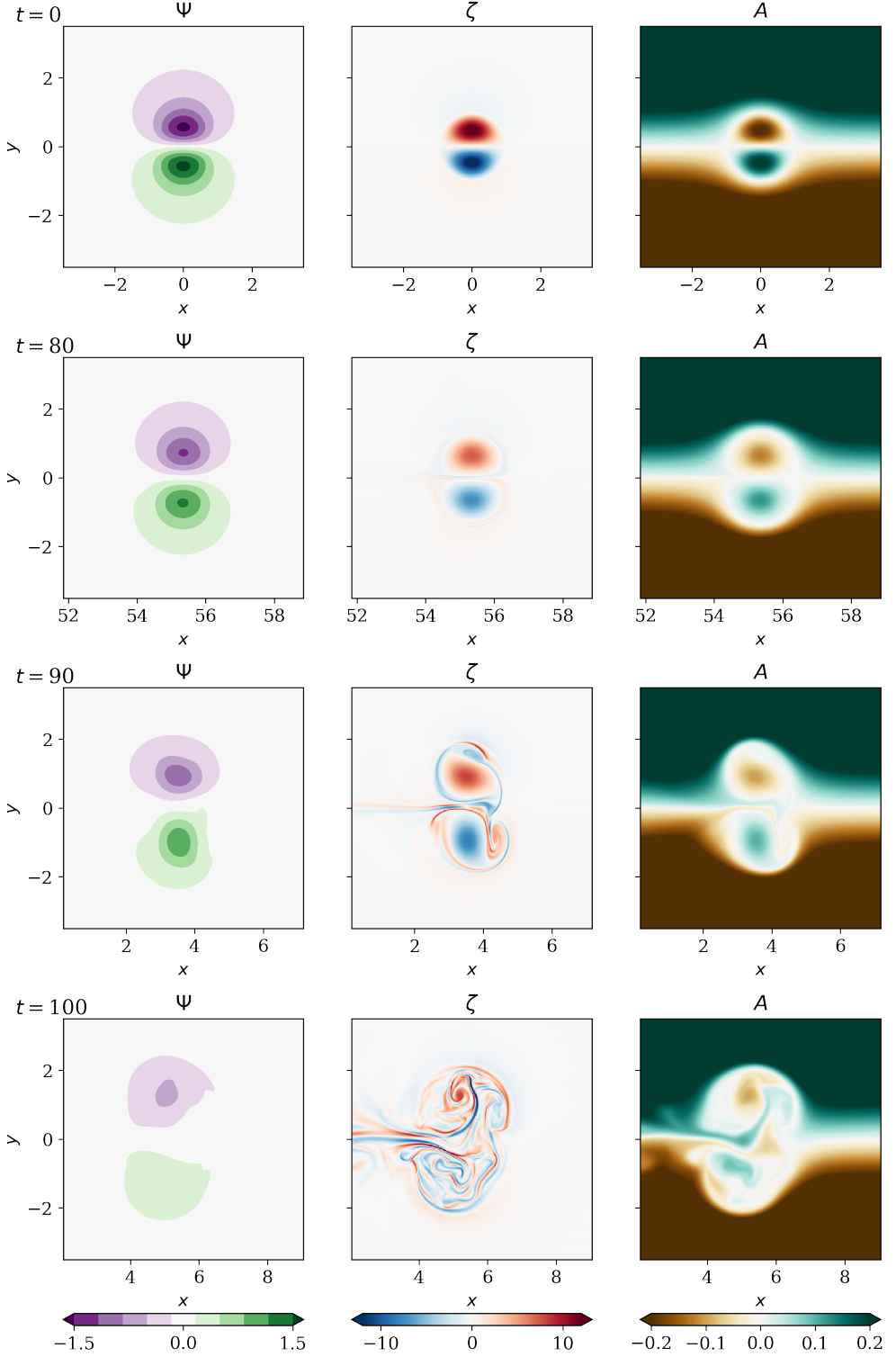


Figure 4: Evolution of a regular modon with $\kappa_{\pm} = 0.2$. $t = 0, 80, 90$ and 100 (from top to bottom). Left: streamfunction; middle column: vorticity and right: magnetic potential.

Colours are saturated (especially for the vorticity at initial time). Notice the evolving labels on the x axes reflecting the propagation of the modon in the periodic domain (values correspond to the x -distance travelled by the modon, which position is estimated based on the maximum kinetic energy).

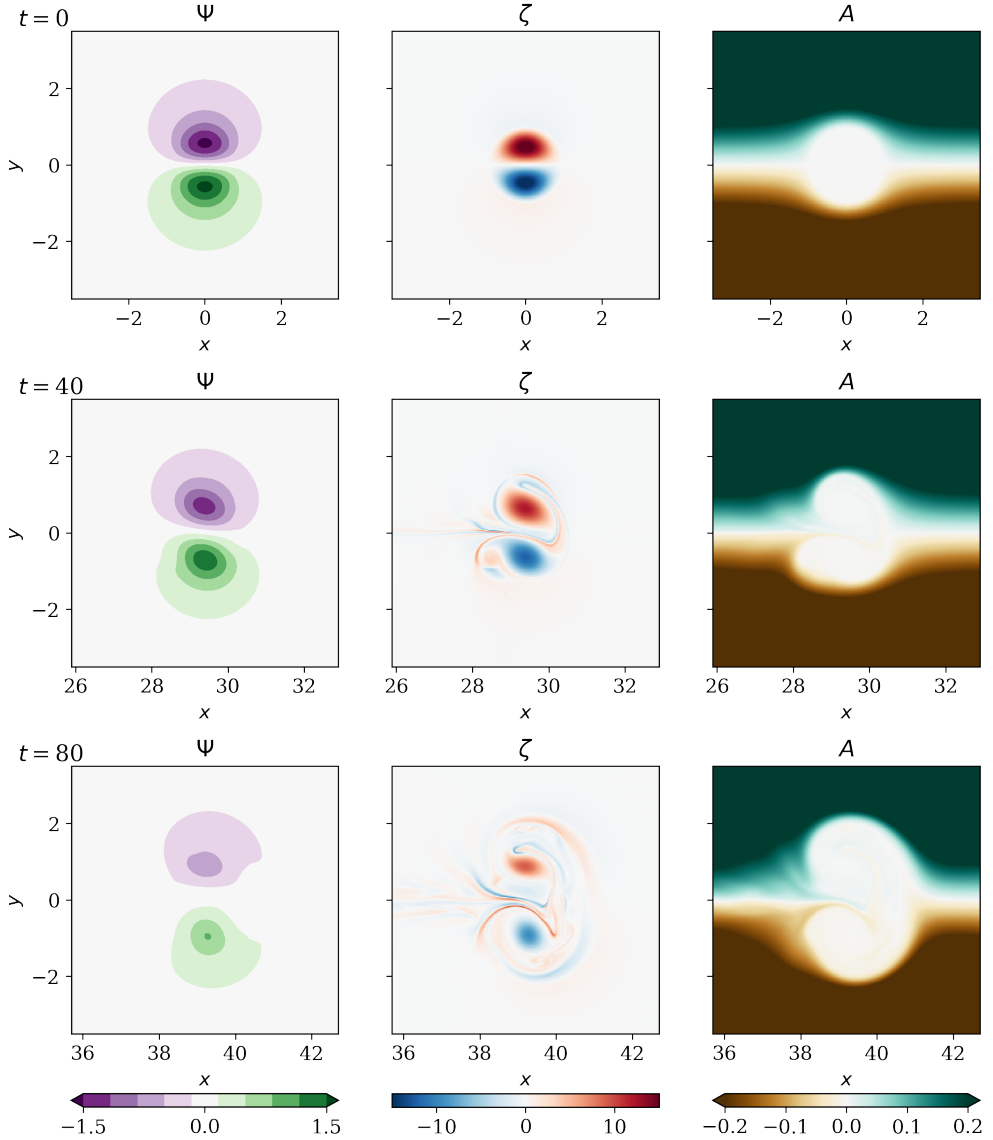


Figure 5: Evolution of a “hollow” modon with $\kappa_+ = 0.2$. From top to bottom: $t = 0, 40$ and 80 .

modon (the same type as shown in Fig. 3, left panel) with $\kappa_+ = 0.2, \kappa_- = 0$, which is unstable with a much faster destabilization compared to the previous case (Fig. 4).

The instability develops as follows: first, vorticity anomalies in the form of narrow filaments arise in the vicinity of the separatrix and spread along it and beyond, forming a wake at the lee side of the modon (see e.g. Fig. 4 at $t = 80$ and 90).

The rings of vorticity formed by this process shield the vortices forming the initial dipole, which leads to their separation and slowing down of the modon. With some delay, development of vorticity anomalies along the separatrix is accompanied by ejection of any magnetic field from the core of the vortex pair, still along the separatrix, cf. Fig. 6. This perturbation then triggers the instability that develops within the dipole starting from the

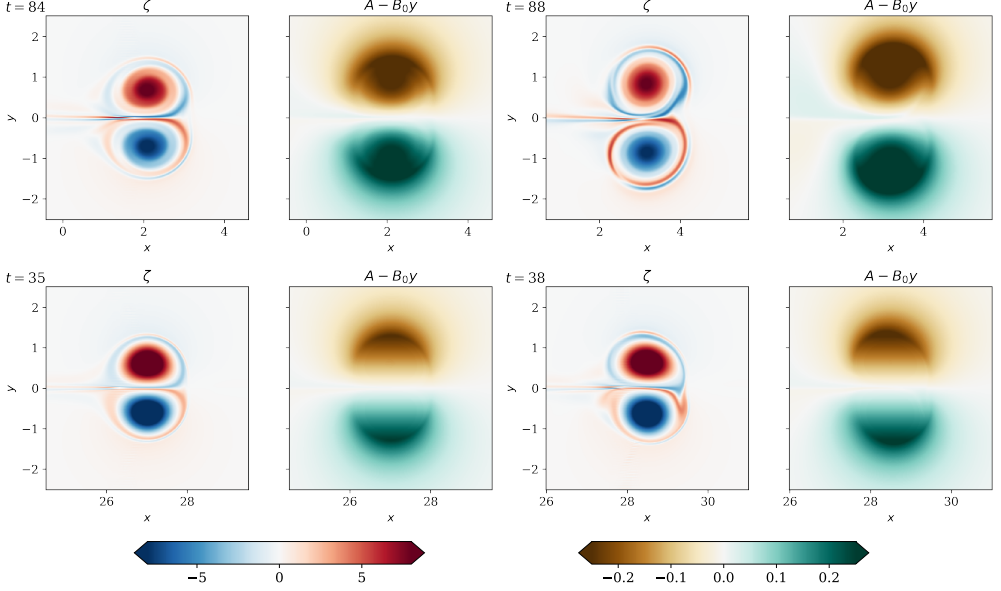


Figure 6: Destabilization of the modon as seen in the vorticity field and in the anomaly of magnetic potential, highlighting the formation of a sharp gradient in the azimuthal magnetic field in the vicinity of the separatrix and the subsequent destabilization of the modon triggered near the saddle points. Top row: regular modon ($\kappa_{\pm} = 0.2$) at intermediate stages compared to Figure 4 (second and third rows). Bottom row: hollow modon ($\kappa_{+} = 0.2, \kappa_{-} = 0$) at intermediate stages compared to Figure 5. Colorbars are identical in both rows.

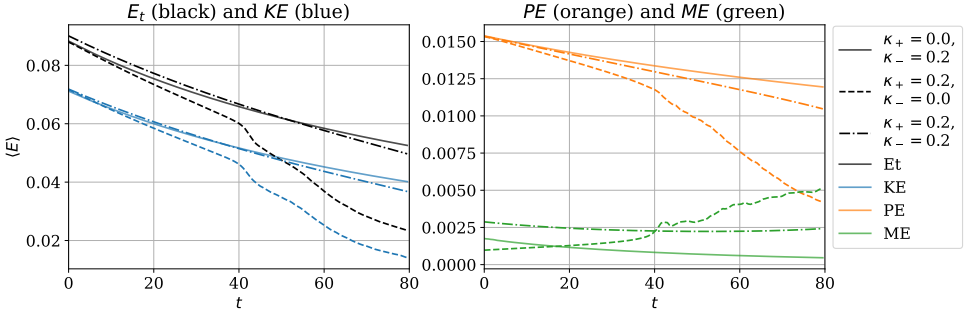


Figure 7: Evolution of the total (black), kinetic (blue), potential (orange) and magnetic (green) energy anomaly (see eq. 1.8), for two unstable cases ($\kappa_{+} = \kappa_{-} = 0.2$, dash-dotted, and $\kappa_{+} = 0.2, \kappa_{-} = 0$, dashed), and one stable case ($\kappa_{+} = 0, \kappa_{-} = 0.2$, solid). Notice the different ranges of the y-axis in the two frames.

vicinity of the saddle points at the front and rear of the dipole – *i.e.* at the intersection of the modon axis and outer separatrix. The scales involved in this process are small, as seen in the vorticity field, and are associated with increasing magnitude of the magnetic field anomalies manifesting itself in the increasing magnetic energy (spatial mean of $|\nabla A|^2$). The evolution of the different components of energy, shown in Figure 7, clearly exhibits this increase of magnetic energy, as well as a decrease of the potential and kinetic energies – the latter resulting from the enhanced dissipation associated with the production of small scale filaments by the instability. This implies that the form of the dissipation implemented in the numerical scheme

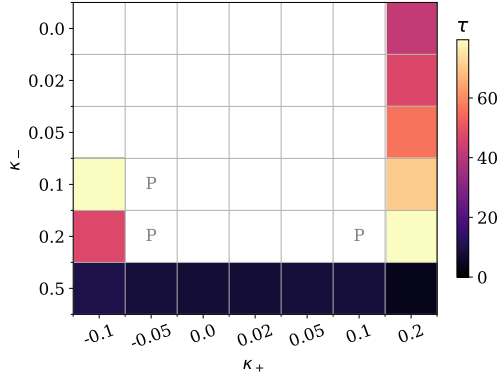


Figure 8: Time-scale of development of the instability (colors indicate nondimensional time units) as a function of κ_+ (columns) and κ_- (rows) for the simulations initialized with modon solution. White: stability. Colors: instability, with smaller (darker) to larger (lighter) times of development of the instability. Modons that turn unstable when some noise is superimposed on the initial condition are indicated by "P" labels.

can have an impact upon the details of the evolution. We checked in the cases presented in the paper (corresponding to Figures 4, 5, and also Figures 11 and 13 discussed below) that numerical convergence is reached by running numerical simulations with double resolution while keeping all other parameters (including the value of the viscosity and Pr_m) constant. In all cases, the scenario of the destabilization, and the typical scales involved were not changed, while the timescale of destabilization was only marginally changed (by a few time units at most). These verifications confirm that the reported small-scale instability and the mechanism of destruction of the modon are not numerical artifacts. The impact of the form and magnitude of the dissipation is discussed below in Section 3.3

3.2. Empirical condition for modon stability and impact of initial perturbations

To check the robustness of the modon solutions we repeated the simulations by superimposing a small-scale noise in streamfunction and magnetic potential onto the analytic modon solutions, and used thus perturbed solutions as initial conditions. The characteristics of the noise are given in Appendix A. The overall result of these simulations is that stable regular modons are sufficiently robust to withstand such perturbation and keep coherence for a long time.

We synthesize the timescales of destabilization of the different modon configurations in Figure 8. The estimate for this timescale was obtained considering the change (increase) of the slope of kinetic energy dissipation as a function of time, as triggering of the instability is associated with enhanced decrease of kinetic (and potential) energy (cf. Figs. 7 and 9). Corrections were made for cases in which the instability only started developing at the end of the simulation, setting $t_{\text{inst}} = t_{\text{max}} = 80$ (this concerns the cases with $(\kappa_+, \kappa_-) = (-0.1, 0.1)$ and $(0.2, 0.2)$). Hollow modons with $\kappa_+ \leq 0.1$, which includes the one shown in Fig. 3 (left panel) are stable (not shown). Likewise, regular modons with $\kappa_{\pm} \leq 0.1$ are stable (not shown), while they are (weakly) unstable for $\kappa_{\pm} = 0.2$ (as visible in Fig. 4).

In very few cases, as reported in Figure 8, the addition of a perturbation can destabilize the otherwise stable modons ("P" labels in the Figure). This occurs for modons with dynamical parameters (κ_+, κ_-) in the neighbourhood of cases unstable without initial perturbation. Time evolution of the energy for the regular modon with $\kappa_{\pm} = 0.2$, which is unstable

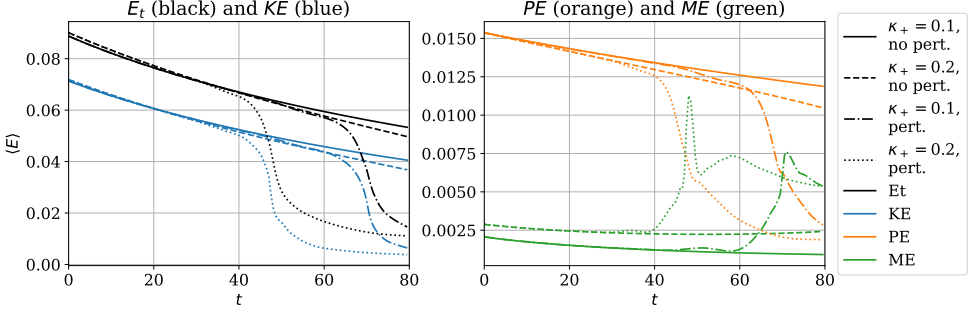


Figure 9: Same as Figure 7 but for modons with $\kappa_- = 0.2$ and two values of κ_+ , with and without initial perturbation. Configuration $\kappa_{\pm} = 0.2$ without perturbation (dashed) corresponds to the dash-dotted lines of Figure 7.

without perturbation (see Figure 4) and a singular modon with same κ_- but $\kappa_+ = 0.1$ – a configuration that turns unstable if initially perturbed – is given in Figure 9. It shows that the initial perturbation tends to accelerate the destabilization of the structure.

We can attempt a general conclusion that the greater the values of κ_+ and/or κ_- (in absolute value), the more unstable is the dipole. However, from the simulations with $\kappa_+ = 0.2$ we infer that the instability develops faster for hollow modons (without internal magnetic field) as compared to the regular modons, while modons without an external magnetic field were found stable for κ_- up to 0.20.

We believe this could be associated with the tangential magnetic discontinuity that exists for $\kappa_+ \neq \kappa_-$, with the amplitude proportional to the difference between the two, since the initial perturbation seems to develop first in this region. Indeed, in the case of the regular modon, the vortex filaments along the separatrix starts developing only after a peak in the radial direction emerges in the magnetic streamfunction – meaning a sharp gradient of the magnetic field – at the same location (see Figure 6, upper row).

Thus, there seems to be a competition between the destabilization effects of the magnitudes of κ_- and κ_+ taken separately (for instance, experiments with $\kappa_- = 0.5$ exhibited instability at very early times), and of their difference. The details of the underlying mechanisms need further investigation, which is beyond the scope of the present work.

Interestingly, if we superimpose the initial random magnetic noise onto the “non-magnetic” modon with $\kappa_{\pm} \equiv 0$, this noise aggregates in two magnetic dipoles inside the vortex dipole before being homogenized in nearly-circular patches within each pole. This can be understood from the dynamical equations in the limit of a weak magnetic perturbation A' : its action on the PV evolution (eq. 1.6a) becomes negligible and the magnetic field follows eq. (1.6b), with an additional diffusion term. Magnetic perturbations are then advected along the streamlines and aggregate and/or get diffused. Then, the modon deflects slightly from the rectilinear trajectory, although keeps its coherence, as follows from Fig. 10. This deflection is, apparently, due to asymmetry of the “insider” magnetic dipole with respect to reflexions in y , resulting from asymmetries in the initial noise.

We should emphasize that the deflection of the modon from its initial trajectory by the residues of the initial perturbation tends to destabilize the modon because its direction of propagation deviates from that of the ambient magnetic field. This could explain the differences in behavior between the modons with and without initial perturbation reported above, and also that hollow modons are more unstable than their “isolated” counterparts.

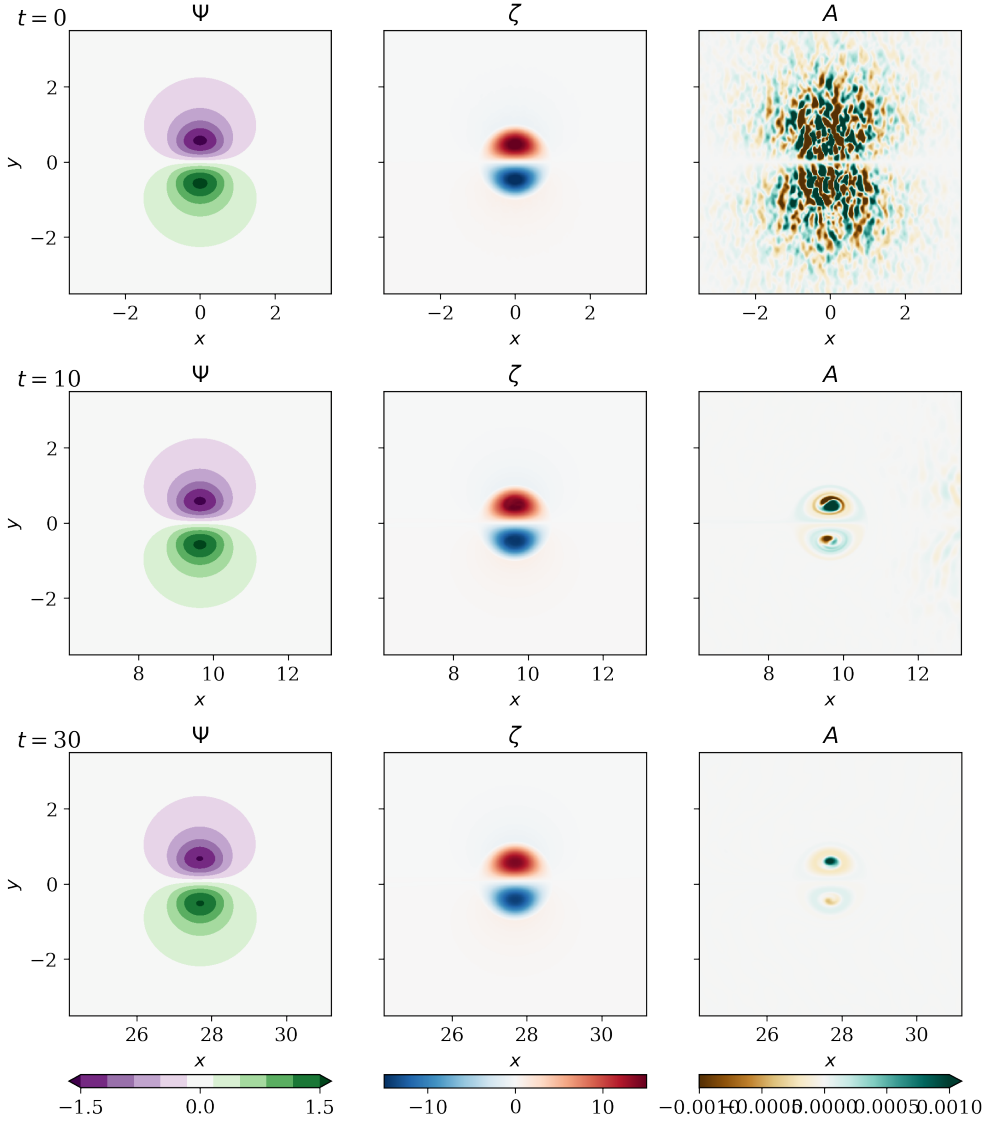


Figure 10: Evolution of a non-magnetic modon with $\kappa_{\pm} = 0$ under the influence of initial noise. From top to bottom: $t = 0, 10$ and 30 . By the end of the simulation, the y position of the modon is about $+1$. To mitigate the impact of diffusivity, as this case is stable, a lower viscosity ($\nu = 2 \cdot 10^{-4}$) is used in this simulation.

3.3. Impact of the form of dissipation and of the Prandtl number

All the results presented above were obtained from numerical simulations using a viscosity term in the PV equation (1.6a), of the form $\nu \nabla^2 (\nabla^2 \psi)$ and diffusion term in the magnetic potential equation (1.6b) of the form $\frac{\nu}{Pr_m} \nabla^2 A$, with $\nu = 5 \cdot 10^{-4}$ and a magnetic Prandtl number $Pr_m = 1$. As can be noticed in the behavior of the kinetic energy and, to a lesser extent, in the magnetic energy in the stable cases – see e.g. Fig. 7 with $\kappa_- = 0.2, \kappa_+ = 0$ –, the loss of energy is substantial over the duration of the simulation. Moreover, as stated previously, the destabilisation of the modon leads to formation of small scales (vorticity filaments and

magnetic sheets), meaning that the development and saturation of the instability are likely to be impacted by the dynamics at small scales and, therefore, by the dissipation. To the best of our knowledge, there is no physically-based closure scheme for the Reynolds-averaged terms (parametrization) in 2D or shallow water MHD, which is why we used the simple Newtonian viscosity in the above simulations. To check how sensitive our results are to the form and magnitude of the dissipation we ran several sets of simulations changing the value ν , but also the form of the viscosity/diffusivity, passing from the standard to hyper-viscosity and changing the magnetic Prandtl number. Recalling the link between the MQG and MRSW models, it would be possible to adapt the dissipation parameterizations developed for the RSW model, (e.g. Gilbert *et al.* 2014), but we postpone this development to the future investigation of the modons in the MRSW framework.

Let us first discuss the impact of the value of the viscosity coefficient at fixed $Pr_m = 1$. To this aim, we repeated the whole set of numerical simulations (without sponge layers) with a smaller value of $\nu = 2 \cdot 10^{-4}$, and made additional runs for several choices of (κ_+, κ_-) with even stronger viscosity, $\nu = 10^{-3}$, or weaker viscosity: $\nu = 10^{-4}$. The results show that some modons that appeared stable over the duration of the simulation with $\nu = 5 \cdot 10^{-4}$ turn to be unstable at $\nu = 2 \cdot 10^{-4}$. This concerns one pair of values of (κ_+, κ_-) in the case without superimposed noise in the initial condition, and five of them in the perturbed case. However, in most of thus obtained unstable cases the results of the simulations do not appear to be well resolved because an aliasing occurs, as revealed by inspection of the corresponding spectra (not shown). This was also the case in the simulations with even weaker viscosity $\nu = 10^{-4}$, while the simulations with stronger viscosity $\nu = 10^{-3}$ were suffering from a too rapid dissipation of the modon, smoothing out any growing instability in most investigated cases.

This is why we conducted a set of simulations – for all previously exploited values of κ_+ and κ_- , and both with perturbed and unperturbed initial conditions – using a second-order hyper-viscosity (and hyper-diffusivity) instead of the standard viscosity (terms of the form $\nu_2 \nabla^4(\nabla^2 \Psi)$ and $\nu_2 / Pr_m \nabla^4(A)$ in the PV and magnetic stream function equations, respectively). This closure scheme, although not based on physical arguments, as usual, allows for a sharper cutoff in the wavenumber space and for an extended range of resolved scales, while preserving numerical stability. We used two different values of hyper-viscosity/diffusivity: $\nu_2 = 10^{-6}$ and 10^{-7} . As with the Newtonian dissipation, simulations with smaller values ($\nu_2 = 10^{-8}$) turned out to be not properly resolved. To provide some guidelines, we give here the inverse (hyper-)viscous damping time scale and the cutoff length scale associated with this dissipation. The former is given by ν_p / dx^{2p} , where p is the order of (hyper-)viscosity ($p = 1$ for the standard Laplacian viscosity). The latter is based on the typical CFL timestep dx/U , and is given by $\delta x^c = (\nu dx/U)^{1/2p}$, where we take $U=2$, the typical nondimensional value of velocity at the center axis of the modon. The regular viscosity $\nu_1 = 5 \cdot 10^{-4}$ gives an inverse viscous damping time scale equal to 1.3, while the hyper-viscosity gives 7 and 0.7 for $\nu_2 = 10^{-6}$ and 10^{-7} , respectively. For the cutoff length scale, we have $\delta x^c = 2 \cdot 10^{-3}$ for $\nu_1 = 5 \cdot 10^{-4}$, against $9 \cdot 10^{-3}$ and $5 \cdot 10^{-3}$ for $\nu_2 = 10^{-6}$ and 10^{-7} , respectively.

These simulations gave qualitatively similar results regarding the range of κ_{\pm} values for which the modons are stable or unstable, and similar scenario of destabilization, although they produce sharper gradients of vorticity and magnetic field, as could be expected. The destabilization of the regular modon with $\kappa_{\pm} = 0.2$ with initial perturbation by the noise is shown in Figure 11. In this case, the typical time scale of instability is slightly larger compared to the simulation with standard viscosity. It gets shorter with $\nu_2 = 10^{-7}$, as shown in Figure 12. As visible in this Figure, the instability has a more rapid development (sharper decrease of the kinetic and potential energies, and increase of magnetic energy anomaly)

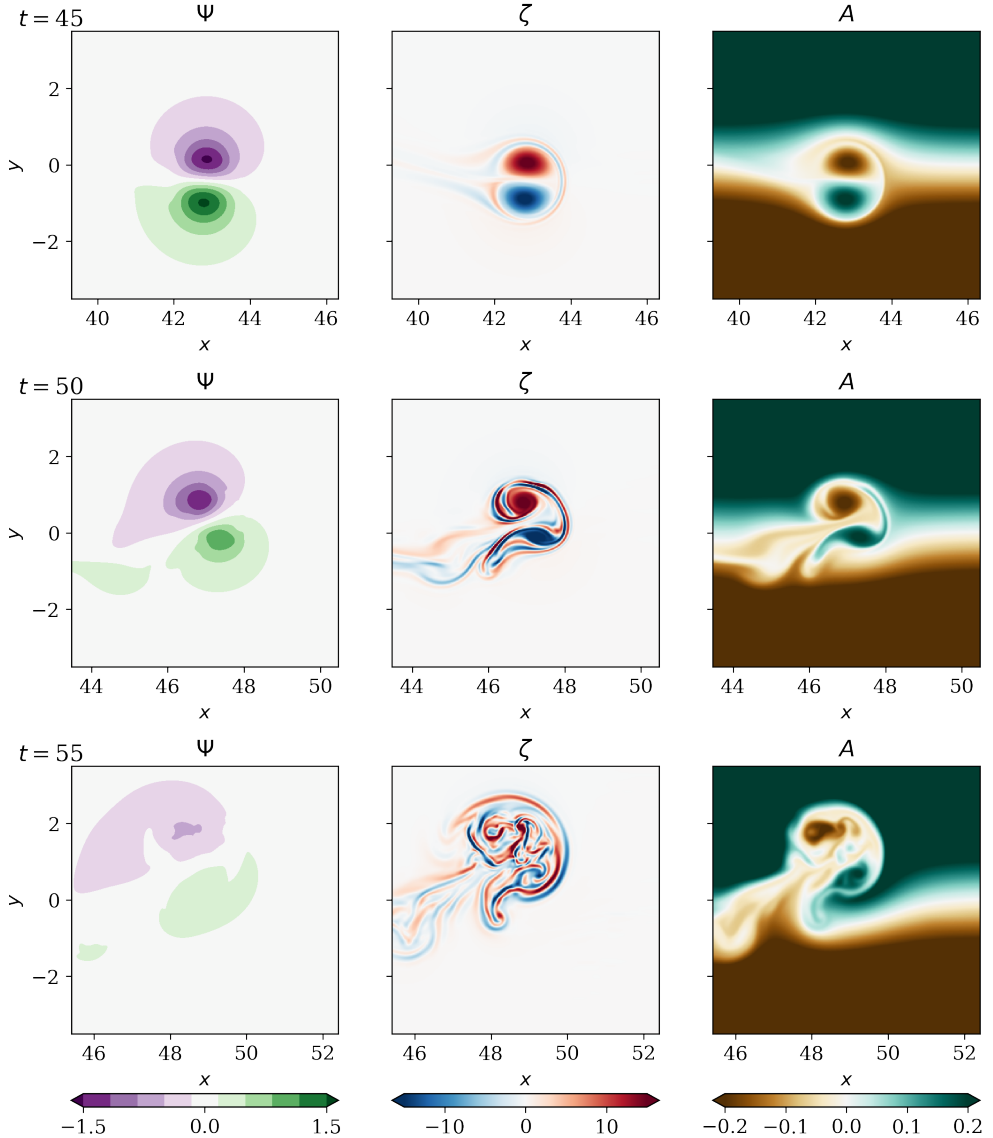


Figure 11: Evolution of the regular modon with $\kappa_{\pm} = 0.2$, similar to the one shown in Figure 4 but with initial noise and hyper-viscosity/diffusivity with $\nu_2 = 10^{-6}$. From top to bottom: $t = 45, 50$ and 55 .

once initiated, as compared to the standard viscosity case, favoured by a very small energy dissipation before the onset of the instability, especially for $\nu_2 = 10^{-7}$. The development of the instability is associated with a deviation of the modon from the axis $y = 0$. This deviation is already present in some of the simulations with standard viscosity and diffusion, but is greatly enhanced when an initial noise is present – as mentioned above. Our understanding is that this deviation follows from the onset of the instability (as shown in Fig. 6), which is asymmetric. (The symmetry breakdown in the configuration initialized without noise is "enabled" by discretization errors. In the real world, it could be triggered by a small scale noise.)

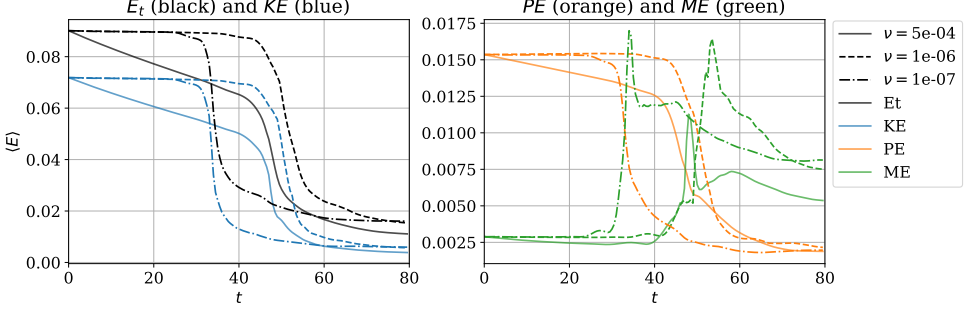


Figure 12: Comparison of the evolution of the total (black), kinetic (blue), potential (orange) and magnetic (green) energy anomaly for the unstable regular modon with $\kappa_{\pm} = 0.2$, and perturbed by the noise, for different dissipation schemes: standard viscosity with $\nu_1 = 5 \cdot 10^{-4}$ (continuous), hyperviscosity $\nu_2 = 10^{-6}$ (dashed) and $\nu_2 = 10^{-7}$ (dash-dotted).

A global comparison of the typical time-scales of destabilization of the modons is given in Appendix B. A few more configurations turned to destabilize if this form of dissipation is used, compared to the standard viscosity with $\nu_1 = 5 \cdot 10^{-4}$: $\kappa_+, \kappa_- = (0.05, 0.2)$ and $(0.1, 0.1)$ for $\nu_2 = 10^{-6}$ and 6 more for $\nu_2 = 10^{-7}$ (see App. B). Surprisingly, and related to our previous discussion about the criteria for instability, it appears that the absolute value of κ_{\pm} seems to be more important than the magnitude of the discontinuity: for instance, the regular modons with $\kappa_{\pm} = 0.1$ and 0.2 are more unstable than their singular counterparts with $\kappa_{\mp} < \kappa_{\pm}$ (except for negative κ_+). This highlights the impact of small-scale dynamics near the viscous dissipation scale on the development of the instability. Its detailed investigation is, again, out of the scope of the present paper. In all configurations, modons with $\kappa_- = 0.5$ were destabilizing on a very short time scale, as in the simulations with standard viscosity (performed only in the unextended domain and without moving sponge layer).

To investigate the impact of the magnetic Prandtl number, we ran additional simulations with $Pr_m = 0.1$ and $Pr_m = 10$ and compared them to the reference simulations with $Pr_m = 1$. We investigated configurations with $\kappa_{\pm} = 0$ and 0.2 (all four cases), both with the standard Laplacian viscosity $\nu_1 = 5 \cdot 10^{-4}$ and the second-order hyper-viscosity $\nu_2 = 10^{-6}$. Random perturbations were superimposed on initial condition. In general, we observed a destabilizing influence of $Pr_m > 1$ (and *vice-versa*). Indeed, the case with $\kappa_- = 0.2, \kappa_+ = 0$, which is stable for $Pr_m = 1$, is unstable for $Pr_m = 10$ with the standard viscosity and magnetic diffusivity. Likewise, with order 2 viscosity/diffusivity, the modons with $\kappa_+ = 0.2$ are unstable for $Pr_m \geq 1$ and stable for $Pr_m = 0.1$, with faster destabilization for $Pr_m = 10$ compared to $Pr_m = 1$. Figure 13 shows the destabilization of the regular modon with $\kappa_{\pm} = 0.2$ and $Pr_m = 10$ (and $\nu_2 = 10^{-6}$) for comparison with Figure 11, where $Pr_m = 1$. It exhibits finer patterns (in particular in the magnetic field) and a more rapid development of the instability: all fields are shown at earlier times in the simulation, while the stages of destabilization are similar to the ones shown in Fig. 11 (two bottom rows).

4. Discussion

We thus demonstrated the existence of magnetic modons – localized vortex dipoles associated with magnetic dipoles – which are steadily moving with or without external magnetic field and are exact solutions of the MQG equations. The intensities of internal and external magnetic fields in such configurations are free parameters, and configurations without external, or

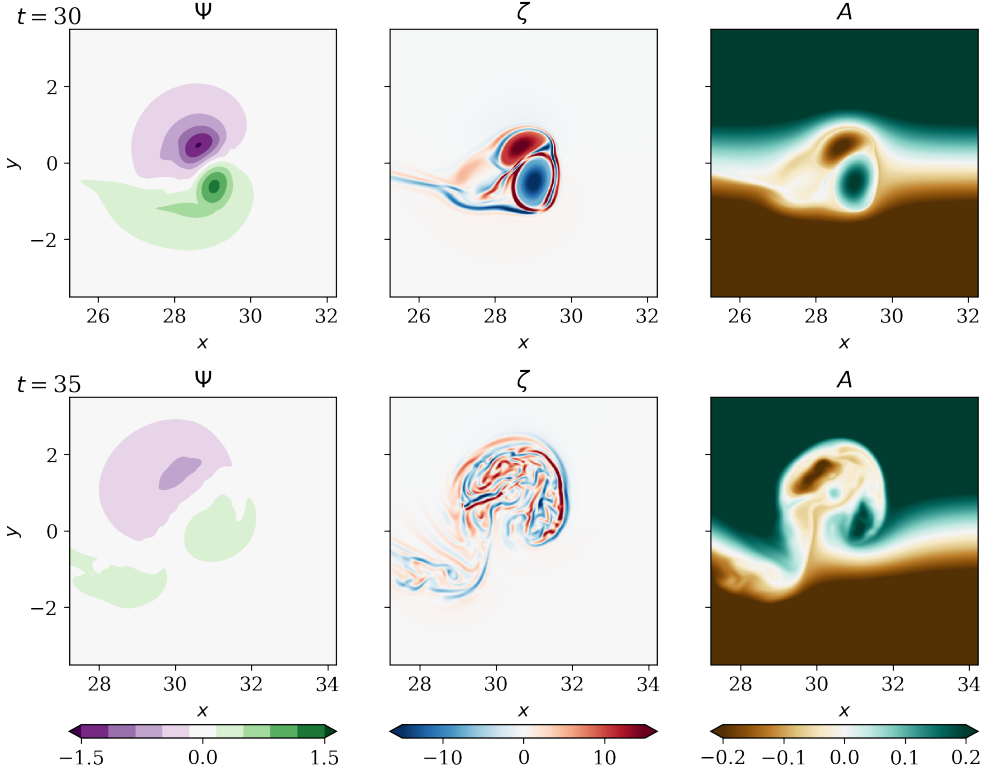


Figure 13: Evolution of the regular modon with $\kappa_{\pm} = 0.2$, similar to the one shown in Figure 11 but with $Pr_m = 10$. From top to bottom: $t = 30$ and 35 .

without internal magnetic field are realizable. The modons with a disparity between internal and external magnetic fields are, however, singular, in a sense that they contain a tangential discontinuity of the magnetic field at their inner-outer region separatrix. By direct numerical simulations initialized with analytical modon solutions we found that both regular and singular modons keep their coherence for a very long time running without change of form for about a hundred deformation radii if the intensity of the magnetic field is sufficiently small (“stable” modons), and are subject to small-scale instabilities manifesting themselves in the vorticity and magnetic fields, which lead to a destruction of the modons, if the magnetic fields inside and/or outside are sufficiently strong (“unstable” modons). It is worth emphasizing that although the mechanism of destruction is qualitatively consistent with the flux expulsion mechanism advanced by Weiss (1966), the latter appears as a consequence of the vorticity perturbation which arises in the vicinity of the separatrix, and looks very similar to the saddle-point instability, which is well-known in the theory of dynamical systems. If a noise is superimposed onto the initial modon, “stable” configurations keep their coherence for long times, but their trajectories may be deflected. The stable/unstable nature of the modons exhibit some sensitivity to the nature and strength of the dissipation used. Although it is difficult to extrapolate our numerical results to the inviscid limit nor to some more realistic dissipation regime, which would require a knowledge of the impact of the small-scale structure on the resolved flow, our results show that the magnetic modons can be stable for a long duration (tens of typical time units) even in weakly viscous/diffusive regimes, for small but finite values of κ_{\pm} (typically ≈ 0.1). As we know, the modon solutions in “ordinary” QG and in TQG,

which are, respectively, the asymptotic limits of RSW and TRSW equations, survive, albeit slightly distorted, if considered within the parent models (RSW and TRSW, correspondingly, cf. Ribstein *et al.* (2010), Lahaye *et al.* (2020)). To check if this is the case with MQG, numerical simulations with the full MRSW, which would accurately resolve both inertia-gravity and Alfvén waves, as well as discontinuities of the magnetic field and eventual sharp fronts (shocks), are needed. 1D numerical schemes capable of doing this exist (Zeitlin *et al.* 2015; Bouchut & Lhebrard 2016, 2017), but 2D schemes appeared only recently, cf. Duang & Tang (2021) and references therein. However, they lack rotation and are not sufficiently well-tested. Work on the well-balanced finite-volume scheme for 2D MRSW is in progress.

Let us comment on the f -plane approximation used above. Switching to the beta-plane approximation, that is to $f = f_0 + \beta y$, would introduce a left-right asymmetry, but construction of the corresponding modon solutions is rather straightforward, following the classical algorithm which was developed by Larichev & Reznik (1976), precisely, for the beta-plane configuration. The beta-effect will restrict possible values of the modon velocity, in order to avoid resonances with magneto-Rossby waves, but we can expect that the structure of the magnetic modon solutions would remain qualitatively the same. In this context it is worth mentioning that we expect that magnetic modons would arise as solutions in the certain regimes of parameters of the MRSW equations on the *equatorial beta-plane*, where $f_0 \equiv 0$, like this is the case with “ordinary modons” Rostami & Zeitlin (2019).

The modons in plasma physics are usually considered in the framework of the Hasegawa-Mima equation for drift waves (cf. e.g. Horton & Hasegawa 1994), which is equivalent to the ordinary QG equation on the beta-plane. To our knowledge, the only construction close to ours, as well as the term “magnetic modon”, were used in the framework of two-dimensional incompressible magnetohydrodynamics by Chui & Moffatt (1996), where a magnetic potential in a configuration corresponding to the streamfunction of the “hydrodynamical” modon in this case, the Lamb-Batchelor dipole but without vorticity anomaly, was taken as an initial condition for the magnetic relaxation process (cf. Moffatt 1986), in order to obtain the vorticity modon as the end state.

Concerning the physical significance of the obtained modon solutions, they are obviously important for tracer transport, as they capture fluid, and also magnetic field, in their cores. The domain of validity of our solutions covers quasi-bidimensional flows at weak (typically ≤ 0.1) Rossby and magnetic Rossby numbers, and order one Burger number, i.e. structures of the size of the deformation radius (which is not well quantified in the solar tachocline). Extension to larger Burger numbers (smaller structures) is obvious, as the MQG model tends to 2D-MHD as $Bu \rightarrow \infty$. As their standard, “hydrodynamical”, counterparts do in the process of geostrophic adjustment Ribstein *et al.* (2010) in RSW, the magnetic modons would also change the fundamental process of magneto-geostrophic adjustment in MRSW Zeitlin *et al.* (2015), if their persistence is confirmed in the MRSW model, as discussed above. Namely, in the case of initial dipolar perturbation of vorticity we expect that together with emission of fast magneto-inertia-gravity and Alfvén waves, as described in Zeitlin *et al.* (2015), a part of the initial perturbation, if it is dipolar in vorticity and strong enough, will form a modon which will slowly, compared to the fast waves, drift away carrying with it vorticity and magnetic field anomalies. Moreover, at the stellar equator, where the MRSW predicts a specific spectrum of equatorial waves (Zaqarashvil 2018), the above-mentioned possibility to generate equatorial modons could completely change the scenario of relaxation of localized perturbations, as it is the case with standard RSW Rostami & Zeitlin (2019). Let us finally mention that thermal effects can be included in MRSW along the same lines as in passing from RSW to TRSW. Modons with both magnetic field and temperature/density anomalies can be obtained using the same construction as above in such thermal MRSW model (TMRSW). We plan to check these scenarios in future work.

Acknowledgements.

Funding. This research received no specific grant from any funding agency, commercial or not-for-profit sectors.

Declaration of Interests. . The authors report no conflict of interest.

Data availability statement. The numerical code to run the simulations and the scripts used to produce the figures are openly available in the author's GitLab repository https://gitlab.inria.fr/nlahaye/MQG_modon.

Appendix A. Properties of the noise used in the perturbed initial conditions

In the section, we give the properties of the noise superimposed to the analytical modon solution in the initial conditions. We used a power spectral distribution with a shape of a bump, given by

$$\frac{k^a}{(k + k_0)^b} \quad (\text{A } 1)$$

with $a = 8, b = 22, k_0 = 256/4/\pi/L$, where L is the size of the domain and k is the modulus of wavenumber. Here, k_0 roughly corresponds to the wavenumber of maximum energy. We used random phases and different realizations of the random process for the streamfunction and the magnetic potential. The noise thus constructed for the streamfunction has an equivalent mean kinetic energy equal to one, while the noise for the magnetic potential has unit variance. Finally, these perturbations are multiplied by a small amplitude parameter (chosen to be 10^{-4}), multiplied by the modon streamfunction to keep a localized perturbation, and added to the initial streamfunction and magnetic potential.

Appendix B. Time-scale of modon destabilization

We provide in Figure 14 the same kind of estimate of the modon destabilization time scale as previously shown in Figure 8, for the second-order hyperviscous simulations with both values of ν_2 , and with perturbation of the initial condition by the noise. The criterion used here is the location of maximum relative kinetic energy dissipation, as dissipation is particularly pronounced during the instability stage when this form of dissipation is used, as discussed in the main text. It is compared with the same estimate as in Figure 8 for the simulations with standard viscosity and $\nu_1 = 5 \cdot 10^{-4}$ but with random noise added in the initial condition. Comparison between the simulations with hyper and regular viscosity is only qualitative, since the criterion used is not the same, but using different criteria was the only way to obtain meaningful estimates for each type of simulation taken independently.

REFERENCES

- BOUCHUT, F. & LHEBRARD, X. 2016 A 5 wave relaxation solver multi for the shallow water MHD system with topography. *J. Sci. Comp.* **68**, 92–115.
- BOUCHUT, F. & LHEBRARD, X. 2017 A multi well-balanced scheme for the shallow water MHD system with topography. *Numerische Mathematik* **136**, 875–905.
- BURNS, K.J., VASIL, G.M., OISHI, J.S., LECOANET, D. & BROWN, B.P. 2020 Dedalus: a flexible framework for numerical simulations with spectral methods. *Phys. Rev. Res.* **2**, 023068.
- CHUI, A.Y.K. & MOFFATT, H.K. 1996 Instability of magnetic modons and analogous Euler flows. *J. Plasma Phys.* **56**, 677–691.
- DELLAR, P. 2003 Common Hamiltonian structure of the shallow water equations with horizontal temperature gradients and magnetic fields. *Phys. Fluids* **15**, 292.
- DIKPATI, MAUSUMI, BELUCZ, BERNADETT, GILMAN, PETER A. & MCINTOSH, SCOTT W. 2018 Phase Speed of Magnetized Rossby Waves that Cause Solar Seasons. *ApJ* **862** (2), 159.

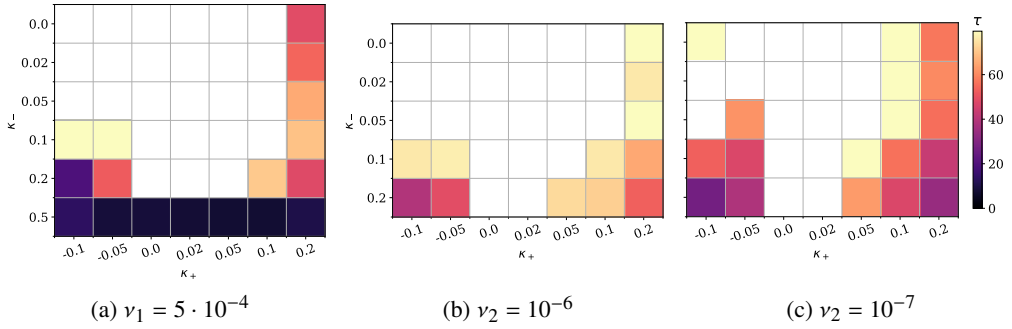


Figure 14: Typical instability time scales of magnetic modons. Simulations with $\kappa_- = 0.5$ and second order hyper dissipation were not run with this configuration (initial perturbation and moving sponge layer).

- DUANG, J. & TANG, H. 2021 High-order accurate entropy stable finite difference schemes for the shallow water magnetohydrodynamics. *J. Comp Phys.* **431**, 110136.
- GILBERT, A. D., RIEDINGER, X. & THUBURN, J. 2014 On the form of the viscous term for two dimensional Navier - Stokes flows. *Q. J. Mech. Appl. Math.* **67**, 205–228.
- GILMAN, P.A. 2000 Magnetohydrodynamic "shallow-water" equations for the solar tachocline. *Astrophys. J. Lett.* **544**, L79–L82.
- GOUZIEN, E., LAHAYE, N., ZEITLIN, V. & DUBOS, T. 2017 Thermal instability in rotating shallow water with horizontal temperature/density gradients. *Phys. Fluids* **29**, 101702.
- HORTON, W. & HASEGAWA, A. 1994 Quasi-two-dimensional dynamics of plasmas and fluids. *Chaos* **4**, 227–251.
- LAHAYE, N., ZEITLIN, V. & DUBOS, T. 2020 Coherent dipoles in a mixed layer with variable buoyancy: Theory compared to observations. *Ocean Mod.* **153**, 101673.
- LANDAU, L.D. & LIFSHITZ, E.M. 1984 *Electrodynamics of Continuous Media*. Pergamon.
- LARICHEV, V.D. & REZNIK, G.M. 1976 Two-dimensional solitary Rossby waves. *Doklady USSR Acad. Sci.* **231**, 1077–1080.
- MOFFATT, H.K. 1986 On the existence of localized rotational disturbances which propagate without change of structure in the inviscid fluid. *J. Fluid Mech.* **173**, 289–302.
- RIBSTEIN, B., GULA, J. & ZEITLIN, V. 2010 (A)geostrophic adjustment of dipolar perturbations, formation of coherent structures and their properties, as follows from high-resolution numerical simulations with rotating shallow water model. *Phys. Fluids* **22**, 116603.
- ROSTAMI, M. & ZEITLIN, V. 2019 Eastward-moving convection-enhanced modons in shallow water in the equatorial tangent plane. *Phys. Fluids* **31**, 027101.
- TOBIAS, S.M., DIAMOND, P.H. & HUGHES, D.W. 2007 Beta-plane magnetohydrodynamic turbulence in the solar tachocline. *Astrophys. J. Lett.* **667**, L113–L116.
- WEISS, N.O. 1966 The expulsion of magnetic flux by eddies. *Proc. R. Soc. Lond. A* **293**, 310–328.
- ZAQARASHVIL, T. 2018 Equatorial magnetohydrodynamic shallow-water waves in the solar tachocline. *ApJ* **856**, 32.
- ZAQARASHVILI, T. V., ALBEKIONI, M., BALLESTER, J. L., BEKKI, Y., BIANCOFIORE, L., BIRCH, A. C., DIKPATI, M., GIZON, L., GURGENASHVILI, E., HEIFETZ, E., LANZA, A. F., MCINTOSH, S. W., OFMAN, L., OLIVER, R., PROXAUF, B., UMURHAN, O. M. & YELLIN-BERGOVOY, R. 2021 Rossby Waves in Astrophysics. *Space Sci Rev* **217** (1), 15.
- ZEITLIN, V. 2013 Remarks on rotating shallow-water magnetohydrodynamics. *Nonlin. Proc. Geophys.* **20**, 893.
- ZEITLIN, V., LUSSO, C. & F., BOUCHUT 2015 Geostrophic vs magneto-geostrophic adjustment and nonlinear magneto - inertia - gravity waves in rotating shallow water magnetohydrodynamics. *Geophys. Astrophys. Fluid Dyn.* **109**, 497.