



HAL
open science

Enhancement of a state-ofthe-art RL-based detection algorithm for Massive MIMO radars

Francesco Lisi, Stefano Fortunati, Maria Sabrina Greco, Fulvio Gini

► To cite this version:

Francesco Lisi, Stefano Fortunati, Maria Sabrina Greco, Fulvio Gini. Enhancement of a state-ofthe-art RL-based detection algorithm for Massive MIMO radars. *IEEE Transactions on Aerospace and Electronic Systems*, 2022, 10.1109/TAES.2022.3168033 . hal-03648448

HAL Id: hal-03648448

<https://hal.science/hal-03648448>

Submitted on 21 Apr 2022

HAL is a multi-disciplinary open access archive for the deposit and dissemination of scientific research documents, whether they are published or not. The documents may come from teaching and research institutions in France or abroad, or from public or private research centers.

L'archive ouverte pluridisciplinaire **HAL**, est destinée au dépôt et à la diffusion de documents scientifiques de niveau recherche, publiés ou non, émanant des établissements d'enseignement et de recherche français ou étrangers, des laboratoires publics ou privés.

Enhancement of a state-of-the-art RL-based detection algorithm for Massive MIMO radars

FRANCESCO LISI, Student Member, IEEE
Dipartimento di Ingegneria dell'Informazione, Università di Pisa, Italy

STEFANO FORTUNATI, Senior Member, IEEE
Université Paris-Saclay, CNRS, CentraleSupélec, Laboratoire des signaux et systèmes, 91190, Gif-sur-Yvette, France
& DR2I-IPSA, Ivry-sur-Seine, France

MARIA SABRINA GRECO, Fellow, IEEE
Dipartimento di Ingegneria dell'Informazione, Università di Pisa, Italy

FULVIO GINI, Fellow, IEEE
Dipartimento di Ingegneria dell'Informazione, Università di Pisa, Italy

Abstract— In the present work, a reinforcement learning (RL) based *adaptive* algorithm to optimise the transmit beampattern for a co-located massive MIMO radar is presented. Under the massive MIMO regime, a robust Wald-type detector, able to guarantee certain detection performances under a wide range of practical disturbance models, has been recently proposed. Furthermore, an RL/cognitive methodology has been exploited to improve the detection performance by learning and interacting with the surrounding unknown environment. Building upon previous findings, we develop here a fully adaptive and *data-driven* scheme for the selection of the hyper-parameters involved in the RL algorithm. Such an adaptive selection makes the Wald-RL-based detector independent of any ad-hoc, and potentially sub-optimal, manual tuning of the hyper-parameters. Simulation results show the effectiveness of the proposed scheme in harsh scenarios with strong clutter and low SNR values.

The work of Francesco Lisi was supported by the Laboratoire des signaux et systèmes (L2S). The work of M.S. Greco and F. Gini has been partially supported by the Italian Ministry of Education and Research (MIUR) in the framework of the CrossLab project (Departments of Excellence) of the University of Pisa, laboratory of Industrial Internet of Things (IIoT). (*Corresponding author: F. Lisi*).

F. Lisi, M. S. Greco and F. Gini are with Dipartimento di Ingegneria dell'Informazione, Università di Pisa, Italy (e-mail: francesco.lisi@phd.unipi.it, maria.greco@unipi.it, fulvio.gini@unipi.it). S. Fortunati is with Université Paris-Saclay, CNRS, Centrale-Supélec, Laboratoire des signaux et systèmes, 91190, Gif-sur-Yvette & DR2I-IPSA, 94200, Ivry-sur-Seine, France (e-mail: stefano.fortunati@centralesupelec.fr).

The code related to this work can be found at https://github.com/lisifra96/Improved_RL_algorithm_mMIMO_radar

Color versions of one or more of the figures in this article are available online at <http://ieeexplore.ieee.org>.

0018-9251 © 2020 IEEE

Index Terms— Adaptive selection, beamforming, constant false alarm rate, massive MIMO radar, Reinforcement Learning, SARSA, target detection.

I. INTRODUCTION

The concept of Cognitive Radar (CR) has been firstly introduced by Haykin [1]. The need of adaptation to the changes in the environment is intrinsic in the radar detection problem due to the presence of multiple sources of non-stationarity, such as variations in the clutter statistics over time or changes in the target scenario. Unlike communication systems where the transmitter and receiver are physically separated, in a monostatic radar system the transmitter and the receiver are in the same position, allowing the latter to easily transmit information to the former. MIMO radar systems can be divided into two fundamentals categories: widely separated radars and co-located radars. As [2] suggests, a radar with widely separated antennas can exploit the spatial diversity of the target radar cross section to obtain a diversity gain similar to the one in communications. In a co-located MIMO radar, the antennas are closely spaced and each element of the array transmits a different probing signal, contrary to standard phased array where all the elements transmit the same waveform with variable amplitude and phase. In [3] the authors discuss the advantages of parameter identifiability led by co-located MIMO radars. Following the recent works [4], [5], in this correspondence, we focus our attention on co-located massive MIMO radars exploiting RL-based techniques [6], [7] to implement the *cognition loop* [8]. Specifically, in [4] the authors proved that, if the number of virtual spatial antenna channels is high enough (massive MIMO regime), a robust Wald-type test can be derived to guarantee the constant false alarm rate (CFAR) property under a wide variety of disturbance models using a single snapshot. Then, in [5], a reinforcement learning (RL) approach is proposed to optimise the transmission beampattern of a co-located massive MIMO radar exploiting the robust Wald-type detector in [4].

Two original contributions are proposed in this correspondence. The first one is the introduction of two new policies, called *quasi ε -greedy policy* and *quasi ε -greedy policy with target recovery*. The former improves the performance of the system by forcing the RL algorithm to focus its power in a number of angular bins greater or equal to the number of detected targets; in addition, the latter exploits a mechanism that allows the system to recover a missed target more quickly. The second original contribution consists of an adaptive algorithm that selects the SARSA algorithm hyper-parameters (ε and α) based on the received signal. This allows the system to adapt to the variations of the surrounding environment and to achieve better detection capability both in stationary and non-stationary scenarios. Afterwards, the RL-based algorithm proposed in [5] with the quasi ε -greedy policy with target recovery and the adaptive selection of ε and

α is tested in various simulation scenarios. The results confirmed that the updated algorithm achieves higher detection performance, compared to the one in [5]. Both our algorithm and the one proposed in [5] exploit the robust Wald-type detector described in [4].

In Section II we describe the detection problem and the main properties of the robust Wald-type detector derived in [4]. Section III provides the background on the RL-based detector proposed in [5]. In Section IV two variations of the ε -greedy policy are proposed, while an adaptive algorithm to select the ε and α parameters is described in Section V. In Section VI we validate the proposed contributions via simulation. The simulated scenarios are described in Appendix A. Finally, conclusions are drawn in Section VII.

NOTATIONS: In this paper we use upper case letters \mathbf{A} and lower case ones \mathbf{a} to denote matrices and vectors respectively. $(\cdot)^T$ and $(\cdot)^H$ denote a matrix transpose and conjugate transpose respectively, while $(\cdot)^*$ denotes the conjugate operator. \mathbf{I}_N denotes the $N \times N$ identity matrix, while $\mathbf{0}_N$ denotes an all zeros $N \times N$ matrix. $E\{\cdot\}$ denotes the statistical expectation. The Kronecker product is represented by \otimes . A closed interval of numbers between a and b is denoted by $[a, b]$, while a set containing only a and b is denoted by $\{a, b\}$. The absolute value is represented by $|\cdot|$. The relative complement of set \mathcal{A} with respect to set \mathcal{B} is denoted as $\mathcal{B} \setminus \mathcal{A}$.

II. THE CFAR DETECTION ALGORITHM

Consider a co-located MIMO radar with N_T transmit and N_R receive antennas. Both transmit and receive arrays are uniform linear arrays (ULA) with inter-element distance $d = \lambda/2$. The transmitted signal vector can be expressed as $\mathbf{s}(t) = \mathbf{W}\Phi(t)$ where $\mathbf{W} \in \mathbb{C}^{N_T \times N_T}$ is a weighting matrix and $\Phi(t) \in \mathbb{C}^{N_T}$ is a vector containing a set of orthonormal signals. After sampling the correct range-doppler bin at the output of the matched filter the received signal can be expressed as [4]

$$\mathbf{y} = \alpha \mathbf{h} + \mathbf{c} \in \mathbb{C}^{N \times 1}, \quad (1)$$

with $N = N_T N_R$ and $\mathbf{h} = \mathbf{W}^T \mathbf{a}_T(\nu_0) \otimes \mathbf{a}_R(\nu_0)$. Finally, $\mathbf{a}_T(\nu_0)$ and $\mathbf{a}_R(\nu_0)$ are the transmit and receive steering vectors that depend on the spatial frequency $\nu_0 = (d/\lambda) \sin(\theta_0)$ where θ_0 is the target angle of arrival (in a given reference frame).

Assuming that the received signal is processed at each time instant k by a bank of L spatial filters tuned to a fixed grid of angular bins $\Theta = \{\theta_l\}_{l=1}^L$, the detection problem can be formulated as the following hypothesis testing problem [5]

$$\begin{aligned} \mathcal{H}_0 : \mathbf{y}_{k,l} &= \mathbf{c}_{k,l}, \\ \mathcal{H}_1 : \mathbf{y}_{k,l} &= \alpha_{k,l} \mathbf{h}_{k,l} + \mathbf{c}_{k,l}. \end{aligned} \quad (2)$$

In the following, we assume that the grid is chosen in order to uniformly span the spatial frequency interval $[-0.5, 0.5]$.

As a test statistic, the robust Wald-type detector $\Lambda_{k,l}$ is

adopted [4], [9]:

$$\Lambda_{k,l} = \frac{2|\mathbf{h}_{k,l}^H \mathbf{y}_{k,l}|^2}{\mathbf{h}_{k,l}^H \hat{\Gamma}_{k,l} \mathbf{h}_{k,l}}, \quad (3)$$

where $\hat{\Gamma}_{k,l}$ is an estimate of the covariance matrix of the noise vector $\mathbf{c}_{k,l}$. The detector discriminates between \mathcal{H}_0 and \mathcal{H}_1 by comparing the statistic with a threshold λ in each angular bin. When $N \rightarrow \infty$, the statistic satisfies the CFAR property, i.e. the Probability of False Alarm (P_{FA}) is constant and can be selected by choosing the threshold as $\lambda = -2 \ln(P_{FA})$, under a wide range of practical disturbance processes with unknown statistical characterisation. For a P_{FA} equal to 10^{-4} , if $N \geq 10^4$ the MIMO radar is assumed to operate in the massive MIMO regime and the previous property is satisfied [4].

III. RL-BASED ALGORITHM

After having ensured the CFARness of the detection scheme through the Wald-type detector in (3), the work [5] focused on how to exploit the large degrees of freedom, offered by a massive MIMO radar, to maximise the Probability of Detection (P_D). This can be achieved by properly selecting the weighting matrix \mathbf{W}_k to shape the transmit beampattern $\mathbf{a}_T^T(\nu) \mathbf{W}_k \mathbf{W}_k^H \mathbf{a}_T^*(\nu)$ [10]. In order to do so, an RL-based algorithm has been proposed to allow the radar focusing the power in the angular bins associated to the targets' angular position [5]. In the following, a concise summary of the main definitions and results obtained in [5] will be provided since they represent the starting point of the original developments proposed in this correspondence. Let us start by introducing the Markov Decision Process (MDP) characterising the learning/detection task at hand. For the sake of clarity, it is worth mentioning that the following definitions of state, action and reward, associated to the considered MDP, are slightly different with respect to the ones introduced in [5]. Even though the essence remains exactly the same, this new formulation is more precise and self-consistent.

A. The set of the states

The state space of our MDP is denoted as $\mathcal{S} \triangleq \{s^{(i)}\}_{i=0}^K$, where $K < \infty$ is the maximum number of detectable target.

The state of the system at time instant k is defined as $s_k = s^{(i_k)}$ with [5]

$$i_k \triangleq \min \left\{ \sum_{l=0}^{L-1} \bar{\Lambda}_{k,l}, K \right\}, \quad (4)$$

where $\bar{\Lambda}_{k,l} \triangleq u(\Lambda_{k,l} - \lambda)$ and $u(\cdot)$ corresponds to the Heaviside step function ¹.

¹In this correspondence the notation $(\cdot)_{k,l}$ is used, unlike the one $(\cdot)_l^k$ used in [5].

B. The set of the actions

The action set of the MDP is indicated as $\mathcal{A} \triangleq \{a^{(j)}\}_{j=0}^K$. If the action $a^{(j_k)}$ is selected at time instant k , then the beamforming algorithm focuses its power in the j_k angular bins with the highest decision statistic.

Let $\{l_k^{(n)}\}_{n=1}^L$ be the set containing the angular bin's indexes sorted in descending order with respect to the decision statistic at time instant k ($\Lambda_{k,l_k^{(1)}} \geq \dots \geq \Lambda_{k,l_k^{(L)}}$), we define the set

$$\Omega_k \triangleq \begin{cases} \emptyset, & j_k = 0 \\ \{l_k^{(n)}\}_{n=1}^{j_k}, & j_k \neq 0 \end{cases}, \quad (5)$$

containing the indexes of the angular bins associated to the j_k highest decision statistics.

The system chooses the matrix \mathbf{W}_k according to [5], [11]

$$\mathbf{W}_k = \begin{cases} \mathbf{W}_{ort} \triangleq \sqrt{\frac{P_{max}}{N_T}} \cdot \mathbf{I}_{N_T}, & \Omega_k = \emptyset \\ \begin{cases} \arg \max_{\mathbf{W}} \min_{l \in \Omega_k} \mathbf{a}_T^T(\nu_l) \mathbf{W} \mathbf{W}^H \mathbf{a}_T^*(\nu_l) \\ \text{subject to} & \text{tr}\{\mathbf{W} \mathbf{W}^H\} \leq P_{max} \end{cases}, & \Omega_k \neq \emptyset \end{cases}, \quad (6)$$

where P_{max} is the maximum transmitted power.

C. The reward function

Let's define the set $\Psi_k \triangleq \{l_k^{(n)}\}_{n=1}^K$, where $\{l_k^{(n)}\}_{n=1}^L$ is the same set as in Section B, and the sets

$$\Phi_k \triangleq \begin{cases} \emptyset, & i_k = 0 \\ \{l_k^{(n)}\}_{n=1}^{i_k}, & i_k \neq 0 \end{cases}, \quad (7)$$

and $\bar{\Phi}_k \triangleq \Psi_k \setminus \Phi_k$, where i_k is defined in (4).

The reward is defined as [5]

$$r_k \triangleq \sum_{l \in \Phi_k} \hat{P}_{D,k,l} - \sum_{l \in \bar{\Phi}_k} \hat{P}_{D,k,l} \quad (8)$$

where $\hat{P}_{D,k,l}$ is an estimate of the P_D of a target located in the l^{th} angular bin at the k^{th} time instant.

D. SARSA algorithm

The goal of RL algorithms is to find the optimal policy π^* , i.e. the one that maximises the *state value function* $V_\pi(s) \triangleq E_\pi \left\{ \sum_{h=0}^{+\infty} \gamma^h r_{k+h+1} \mid s_k = s \right\}$, $\forall s \in \mathcal{S}$, where $\gamma \in [0, 1]$ is a damping factor. By defining the *state-action value function* associated to the policy π as $Q(s, a) \triangleq E_\pi \left\{ \sum_{h=0}^{+\infty} \gamma^h r_{k+h+1} \mid (s_k = s) \cap (a_k = a) \right\}$, it can be proved that the greedy action associated to the state s is equal to $\pi^*(s) = \arg \max_{a' \in \mathcal{A}} Q_{\pi^*}(s, a')$ [6], [7]. The SARSA algorithm, named after the update rule sequence *State-Action-Reward-State-Action*, allows the system to recursively compute the \mathbf{Q} matrix associated to the optimal policy when the dynamics of the environment are unknown.

The algorithm proposed in [5] consists of setting the initial values $s_0 = s^{(0)}$, $a_0 = a^{(0)}$ and $\mathbf{Q}_0 = \mathbf{0}_{K+1}$ and

proceeding by computing the new state s_{k+1} and reward r_{k+1} , selecting a new action a_{k+1} following the ε -greedy policy and then updating \mathbf{Q} as

$$Q_{k+1}(s_k, a_k) = Q_k(s_k, a_k) + \alpha_{k+1}(r_{k+1} + \gamma Q_k(s_{k+1}, a_{k+1}) - Q_k(s_k, a_k)). \quad (9)$$

Once the action has been selected the algorithm computes the \mathbf{W}_{k+1} matrix following (6) and then the system transmits the new pulses. The *learning rate* $\alpha_k \in (0, 1)$ is the weight given to the new information with respect to the old one.

E. ε -greedy policy

To ensure the convergence of the SARSA algorithm, the new action a_{k+1} must be selected according to a policy that guarantees that each state-action pair is visited infinitely many times. The ε -greedy policy is one of the most used ones in the RL-literature [6], [7]. The new action is selected as

$$\pi_k^{(1)}(s_k) = \begin{cases} a_k^{(greedy)}, & \text{w.p. } 1 - \varepsilon \\ \cup \{ \mathcal{A} - \{a_k^{(greedy)}\} \}, & \text{w.p. } \varepsilon \end{cases}, \quad (10)$$

where "w.p." stands for *with probability*, $a_k^{(greedy)} = \arg \max_{a' \in \mathcal{A}} Q_k(s_k, a')$ and $\cup \{ \mathcal{C} \}$ denotes a function that selects randomly one of the elements in the set \mathcal{C} with uniform probability. The ε parameter controls the *exploration-exploitation tradeoff*: low ε values correspond to a system that chooses the greedy action most of the time (exploitation), while high values to one that selects a random action more frequently (exploration).

IV. Policy improvement

This section and the following Section V present the original contribution of this correspondence. We start by providing two improved versions of the ε -greedy policy.

A. Quasi ε -greedy policy

The problem arising from choosing the ε -greedy policy in our specific application can be easily explained with an example.

Example 1. Consider a static scenario with two targets as in Scenario 1 (see Appendix A). Suppose that the system performs the optimal action at the k^{th} iteration, i.e. selects action $a_k = a^{(2)}$ and the set Ω_k , defined in (5), contains the indices associated to the actual position of the two targets. If the system chooses the random action $a_{k+1} = a^{(1)}$ at the next time instant and focuses all the power in only one of the two targets, with high probability it will end up in $s_{k+2} = s^{(1)}$. At this point, even if the system selects the action $a_{k+2} = a^{(2)}$, the set Ω_{k+2} isn't guaranteed to contain the indexes of the two targets. The system will stay in state $s^{(1)}$ until the missed target will be in the set Ω_{k+m} .

To overcome this issue a new policy is proposed here. We define *the quasi ε -greedy policy* as:

$$\pi_k^{(2)}(s_k) = \begin{cases} \cup\{\mathcal{A}'(s_k) - \{a_k^{(greedy)}\}\}, & \text{w.p. } \varepsilon \\ a_k^{(greedy)}, & \text{w.p. } 1 - \varepsilon \end{cases} \quad (11)$$

where $\mathcal{A}'(s^{(i)}) \triangleq \{a^{(j)}, j = i, \dots, K\}$. If the quasi ε -greedy policy is combined with $\mathbf{Q}_0 = \mathbf{I}_{K+1}$ then, when the system is in state $s^{(i)}$, it can't focus its power in a number of angular bins less than i , that corresponds to the number of detected targets if these aren't more than K .

B. Quasi ε -greedy policy with target recovery

Although the quasi ε -greedy policy solved one of the main issues encountered with the ε -greedy policy, it doesn't solve the *target loss problem* described in the following example.

Example 2. Consider a scenario with two targets in the radar scene, like in Scenario 1 (see Appendix A). Suppose that, at a given time instant k , the system is in state $s^{(2)}$, having detected both targets, and randomly selects action $a^{(5)}$. Although two of the five angular bins in which the system focuses its power correspond to the position of the targets, the system might lose one of them if its SNR is low and end up in state $s^{(1)}$. Now, with high probability, the two highest decision statistics still correspond to the angular position of the targets. Consequently, if the system selects action $a^{(2)}$, it recovers the lost target and gets back in state $s^{(2)}$. On the other hand, since the system is in state $s^{(1)}$, it might happen that it selects action $a^{(1)}$ randomly or because this is the greedy action associated to state $s^{(1)}$, especially in the early phases when the system hasn't figured out the scene yet. In this case the system focuses all its power in the direction of the detected target and the decision statistic of the missed one drops. Now it will take a long time for the system to recover it.

To solve this "missed target" problem, we define a new policy as:

$$\pi_k^{(3)}(s_k, s_{k-1}) \triangleq \begin{cases} \arg \max_{a \in \mathcal{A}} Q_k(s_{k-1}, a), & i_k < i_{k-1} \\ \pi_k^{(2)}(s_k), & i_k \geq i_{k-1}. \end{cases} \quad (12)$$

In words, this policy can be motivated as follows: when the system detects an higher or equal number of targets, it chooses the new action according to the quasi ε -greedy policy. On the contrary, if the number of detected targets is smaller than the one at the previous iteration the system tries to recover them as soon as possible by choosing the greedy action associated to the state at the previous time instant s_{k-1} .

V. Adaptive selection of ε and α

The ε and α hyper-parameters are both kept constant in the algorithm proposed in [5]. Although this is one of the most popular choices for non-stationary environments,

TABLE I: Adaptive ε and α algorithm parameters. ε_{min} (α_{min}) and ε_{max} (α_{max}) are the endpoints of the interval to which ε (α) belongs; c_1 and c_2 correspond to the multiplicative decrease and increase factors; η_1 and η_2 are the lower and upper threshold respectively.

x	x_{min}	x_{max}	c_1	c_2	η_1	η_2
ε	0.1	0.8	0.8	2	0.5	1.8
α	0.2	0.6	0.9	2.5	0.5	1.8

it has two major drawbacks. Firstly, in order to use the algorithm, the user must select them in advance and this operation requires a certain knowledge of both the problem and algorithm, thus limiting its usability. Secondly, the parameters' optimal value changes over time, both in stationary and non-stationary environments. To overcome these problems we propose an adaptive algorithm that selects both the parameters based on the collected data.

Let r_k be the reward at time instant k and d_k the sequence defined as

$$d_k \triangleq \begin{cases} r_1 & , k = 1 \\ r_k - r_{k-1} & , k \neq 1 \end{cases} \quad (13)$$

Then, ε and α can be updated, at the k^{th} iteration, according to the following strategy:

$$x_{k+1} = \begin{cases} \max\{c_1 \cdot x_k, x_{min}\}, & |d_k| < \eta_1 \\ \min\{c_2 \cdot x_k, x_{max}\}, & \eta_1 < |d_k| < \eta_2 \\ x_{max}, & |d_k| > \eta_2 \end{cases} \quad (14)$$

where x corresponds to ε or α , $c_1 \in (0, 1)$ and $c_2 \in (1, +\infty)$. The initial value of x is set to $x_0 = x_{max}$. c_1 , c_2 , η_1 and η_2 are constants, but differ for the ε and α algorithm. Table I lists all the constants' values. x_{k+1} is not updated if the system was in exploration mode in the two previous time instants, i.e. $k-1$ and k . If the system selects a random action at time instant k , the reward r_{k+1} may drop due to a bad choice of the action causing $|d_{k+1}| = |r_{k+1} - r_k|$ to surpass η_1 even though the scenario hasn't changed. If the system then chooses the correct action at time $k+1$, the reward r_{k+2} rises back to a value around r_k , but $|d_{k+2}| = |r_{k+2} - r_{k+1}|$ is likely to be over η_1 due to the low value of r_{k+1} .

The thresholds η_1 and η_2 depend on the definition of the reward. For the one defined in (8), if the system misses one target or detects a new one the reward variation will be around 1 depending on the target SNR. A good choice for η_1 is 0.5. Moreover, η_2 should be chosen high enough to guarantee that the value is reset only when a sudden change in the scenario happens: some empirical tests suggested that $\eta_2 \geq 1.8$ meets this specification.

VI. SIMULATION RESULTS

In this section the performances of the two policies and the adaptive algorithm previously described are validated via simulations in Scenarios 1 and 2 (see Appendix A). Then the RL-based cognitive algorithm (RL-C) with

TABLE II: Simulation parameters. L is the number of spatial filters in the receiver and K is the maximum number of detectable targets; γ is the damping factor of the cumulative reward and \mathbf{Q}_0 is the initial value of the state-action value matrix.

P_{FA}	N_T	N_R	L	K	P_{max}	γ	\mathbf{Q}_0
10^{-4}	100	100	20	5	1	0.8	\mathbf{I}_{K+1}

the adaptive selection of ε and α and the quasi ε -greedy policy with target recovery is compared with the orthogonal algorithm and a “non RL-based” cognitive algorithm (NRL-C) in two non-stationary scenarios (3 and 4). The orthogonal algorithm is the one with an omnidirectional beam pattern, while the NRL-C algorithm focuses the power in the angular bins where a detection occurred. As performance benchmark, we plot an upper bound on the P_D obtained by a clairvoyant beamformer that focuses its power in the exact (and generally unknown) direction of the targets. Finally, the proposed RL-C algorithm is compared with the one in [5] in a stationary scenario. Due to a lack of space only the most relevant figures are shown, but the interested reader can obtain all the simulations’ results using the code available via the link in the first page of the correspondence. Table II lists all the parameters’ values used in the simulations.

Figure 1 shows the P_D of target 2 in Scenario 1 for the ε -greedy policy and the two proposed policies. The figure shows that both the quasi ε -greedy policy and quasi ε -greedy policy with target recovery have better detection performances than the classical ε -greedy one. In particular, the quasi ε -greedy policy with target recovery has the best performances among the three policies.

Figure 2 compares the performance of the adaptive ε algorithm with the two static cases with $\varepsilon = \varepsilon_{min}$ and $\varepsilon = \varepsilon_{max}$ while keeping α constant ($\alpha = 0.5$); Figure 3 does the same for α when ε is kept constant ($\varepsilon = 0.5$). All the graphs show that the adaptive algorithm combines the positive effects of having high values of both the parameters in the initial transitory phase, when the system has to gather information about the surrounding environment, and low values in the following phase when the system approaches a steady state.

Scenario 3 consists of two targets with fixed angular position and variable SNR, which is shown in the inset in Figure 4a. Figure 4 shows the P_D of both targets. Since the SNR increases in the interval [1,100] and decreases in [101,200], the P_D varies accordingly. It is interesting to note that there is a delay between the drop of the P_D and the time instant when the SNR starts to go down ($k = 100$) for both the RL and NRL cognitive algorithms. For example, considering the performance of the RL-C algorithm in Figure 4b, the P_D goes down after $k = 110$; in the interval [101,110] the positive effect of the algorithm’s learning capability prevails over the negative effect of the decreasing of the target’s SNR. The RL-based algorithm shows better detection performance

TABLE III: P_D of the four targets in Scenario 3 in [5] for a fixed P_{FA} value of 10^{-4} . The values in the second row are obtained using the proposed RL-C algorithm, while the ones in the third row are extracted from Figure 6 in [5].

Target	1 ($\nu = -0.2$)	2 ($\nu = 0$)	3 ($\nu = 0.2$)	4 ($\nu = 0.3$)
RL-C	1.00	0.98	0.99	0.97
[5]	1.00	0.74	0.91	0.73

than the non RL-based cognitive one, confirming that the system is able to exploit the information gathered from the surrounding environment. Since the SNR of both targets is low, the orthogonal algorithm can’t detect them. Even though the RL-based algorithm shows far better performance than the other algorithms, there’s still a gap with the upper bound on the P_D .

Scenario 4 consists of three stationary targets. Target 1 and 2 are in the scene at time $k = 1$ and disappear at time $k = 101$ and $k = 301$ respectively. Target 3 appears at time $k = 201$ and stays in the scene until the end of the simulation. Figure 5 confirms that the RL-based algorithm is the one with the best detection performance among the three algorithms. Figure 6 and Figure 7 show the temporal evolution of the ε and α parameters: the adaptive algorithm is able to track the variations in the scene and adjust the parameters accordingly.

Finally, Table III compares the performance of the proposed RL-C algorithm with one obtained in [5]. Thanks to the developed quasi ε -greedy policy with target recovery and the adaptive selection of ε and α , a significant improvement has been achieved.

VII. CONCLUSION

In the present paper we introduced two variations of the ε -greedy policy. In addition, we proposed an adaptive algorithm to select the SARSA ε and α parameters, which increases both the RL-based algorithm performance and usability, since the user doesn’t have to set them manually. Then the enhanced version of the algorithm proposed in [5] was tested in various stationary and non-stationary scenarios. The results confirmed that the updated algorithm leads to a significant improvement of the detection capability of the massive MIMO radar system. On the other hand, the new policies and the adaptive selection of the hyper-parameters slightly increase the computational overhead, which must be taken into account when the algorithm is implemented by a real-time system. Furthermore, the time complexity of the algorithm grows exponentially with N_T , due to the growth of the dimension of the weighting matrix W [5], limiting its scalability. Future works will investigate the possibility to fill the gap between the performance of the improved RL-based algorithm and the upper bound. More specifically, we will try to fuse the position information (i.e. target tracking) with the RL-based detection algorithm.

Appendix A SIMULATION FRAMEWORK DESCRIPTION

In all the simulated scenarios the noise process is an AR(6) process with t-distributed independent and identically distributed (i.i.d.) innovations with the same parameters as the ones in [5].

Table IV contains all the details that characterise the four simulated scenarios.

TABLE IV: Target scenarios.

Scenario	Time Interval	Target	Angular Bin	ν	SNR_{dB}
1	[1,300]	1	7	-0.20	-20
		2	16	0.25	-20
2	[1,100]	1	17	0.30	-20
3	[1,200]	1	7	-0.20	variable (Inset Fig.4a)
		2	16	0.25	
4	[1,100]	1	5	-0.30	-18
		2	13	0.10	-21
	[101,200]	2	13	0.10	-21
		2	13	0.10	-21
	[201,300]	3	17	0.30	-20
[301,400]	3	17	0.30	-20	

REFERENCES

- [1] S. Haykin, "Cognitive radar: a way of the future," *IEEE signal processing magazine*, vol. 23, no. 1, pp. 30–40, 2006.
- [2] A. M. Haimovich, R. S. Blum, and L. J. Cimini, "MIMO radar with widely separated antennas," *IEEE Signal Processing Magazine*, vol. 25, no. 1, pp. 116–129, 2007.
- [3] J. Li and P. Stoica, "MIMO radar with colocated antennas," *IEEE Signal Processing Magazine*, vol. 24, no. 5, pp. 106–114, 2007.
- [4] S. Fortunati, L. Sanguinetti, F. Gini, M. S. Greco, and B. Himed, "Massive MIMO radar for target detection," *IEEE Transactions on Signal Processing*, vol. 68, pp. 859–871, 2020.
- [5] A. M. Ahmed, A. A. Ahmad, S. Fortunati, A. Sezgin, M. Greco, and F. Gini, "A reinforcement learning based approach for multi-target detection in Massive MIMO radar," *IEEE Transactions on Aerospace and Electronic Systems*, pp. 1–1, 2021.
- [6] R. S. Sutton and A. G. Barto, *Reinforcement learning: An introduction*. MIT press, 2018.
- [7] M. Mohri, A. Rostamizadeh, and A. Talwalkar, *Foundations of machine learning*, ch. 17. MIT press, 2018.
- [8] M. S. Greco, F. Gini, P. Stinco, and K. Bell, "Cognitive radars: On the road to reality: Progress thus far and possibilities for the future," *IEEE Signal Processing Magazine*, vol. 35, no. 4, pp. 112–125, 2018.
- [9] S. Fortunati, L. Sanguinetti, F. Gini, M. S. Greco, and B. Himed, "Erratum to "Massive MIMO radar for target detection,"" *IEEE Transactions on Signal Processing*, vol. 69, pp. 3235–3235, 2021.
- [10] D. R. Fuhrmann and G. San Antonio, "Transmit beamforming for MIMO radar systems using signal cross-correlation," *IEEE Transactions on Aerospace and Electronic Systems*, vol. 44, no. 1, pp. 171–186, 2008.
- [11] L. Wang, S. Fortunati, M. S. Greco, and F. Gini, "Reinforcement learning-based waveform optimization for MIMO multi-target detection," in *2018 52nd Asilomar Conference on Signals, Systems, and Computers*, pp. 1329–1333, IEEE, 2018.



Francesco Lisi (Student Member IEEE) received the Bachelor Degree (cum laude) in electronics and telecommunications engineering from University of Florence in 2019 and the Master Degree (cum laude) in telecommunications engineering from University of Pisa in 2021. He is currently pursuing the PhD degree in information engineering with the University of Pisa. In April–September 2021 he was a student intern at the Université Paris-Saclay, CNRS, CentraleSupélec, Laboratoire des Signaux et systèmes (L2S), where he worked on his master thesis project on the development of a reinforcement learning based algorithm for massive MIMO radar systems. He was the recipient of the 'Renato Mariani' prize awarded by the Italian Association of Electrical Engineering, Electronics, Automation, Informatics and Telecommunications (AEIT) in 2022.

His research interests include antenna arrays, near field focusing, wireless power transfer systems, MIMO radars and reinforcement learning algorithms.



Stefano Fortunati (Senior Member IEEE) received the graduate degree in telecommunication engineering and the Ph.D. degree, both from the University of Pisa, Italy, in 2008 and 2012, respectively. In 2012, he joined the Department of Ingegneria dell'Informazione, University of Pisa, where he was a researcher with a postdoc position until September 2019. Since October 2019, he is an associate researcher at Université Paris-Saclay, CNRS, Centrale-

Supélec, Laboratoire des Signaux et systèmes (L2S), 91190, Gif-sur-Yvette, France. From Sept. 2020 he is a permanent lecturer (enseignant-chercheur) at IPSA in the Parisian campus of Ivry-sur-Seine. From September 2012 to November 2012 and from September 2013 to November 2013, he was a Visiting Researcher with the CMRE NATO Research Center, La Spezia, Italy. From May 2017 to April 2018, he spent a period of one year as a Visiting Researcher with the Signal Processing Group, Technische Universität Darmstadt. He was a recipient of the 2019 EURASIP JASP Best Paper Award. His professional expertise encompasses different areas of the statistical signal processing and applied statistics, with particular focus on point estimation and hypothesis testing, performance bounds, misspecification theory, robust and semiparametric statistics and statistical learning theory.



Maria Sabrina Greco (Fellow IEEE) is with the Dept. of Information Engineering of the University of Pisa, where she is Full Professor since 2017. She's IEEE fellow since Jan. 2011. She was co-recipient of the 2001 and 2012 IEEE Aerospace and Electronic Systems Society's Barry Carlton Awards for Best Paper published on the T-AES, co-recipient of 2019 EURASIP JASP Best Paper Award, co-recipient of the 2019 H Mimno Award for the best paper published on the AE Systems Magazine, recipient of the 2008 Fred Nathanson Young Engineer of the Year award for contributions to signal processing, estimation, and detection theory and of IEEE AESS Board of Governors Exceptional Service Award for "Exemplary Service and Dedication and Professionalism, as EiC of the IEEE AES Magazine".

She has been general-chair, technical program chair and organizing committee member of many international conferences over the last 10 years. She has been also lead-guest editor of many special issues on Radar Signal Processing. She's Editor in Chief of the EURASIP Journal of Advances in Signal Processing. She has been member of the IEEE SPS BoG (2015-17), Chair of the IEEE AESS Radar Panel (2015-16), SPS Distinguished Lecturer for the years 2014-2015,

AESS Distinguished Lecturer for the years 2015-2020, and AESS VP Publications (2018-2020) and EiC of the IEEE Aerospace and Electronic Systems Magazine. She's now IEEE SPS Director-at-Large for Region 8 and President-Elect of AESS (2022-23).

Her general interests are in the areas of statistical signal processing, estimation and detection theory. In particular, her research interests include clutter models, coherent and incoherent detection in non-Gaussian clutter, CFAR techniques, radar waveform diversity, bistatic/multistatic active and passive radars, cognitive radars and integration of sensing and communications. She co-authored many book chapters and more than 220 journal and conference papers.



Fulvio Gini (Fellow IEEE) received the Doctor Engineer (cum laude) and the Research Doctor degrees in electronic engineering from the University of Pisa, Italy, in 1990 and 1995 respectively. In 1993 he joined the Department of Ingegneria dell'Informazione of the University of Pisa, where he became Associate Professor in 2000 and he is Full Professor since 2006. Prof. Gini is the Deputy Head of the Department since November 2016. From July 1996

through January 1997, he was a visiting researcher at the Department of Electrical Engineering, University of Virginia, Charlottesville. He is an Associate Editor for the IEEE Transactions on Aerospace and Electronic Systems (AES) since Jan. 2007 and for the Elsevier Signal Processing journal since Dec. 2006. He has been AE for the Transactions on Signal Processing (2000–06) and a Senior AE of the same Transaction (2016-17). He was a Member of the EURASIP JASP Editorial Board (2003-09). He was the Area Editor for the Special issues of the IEEE Signal Processing Magazine (2012-14). He was co-recipient of the 2001 and 2012 IEEE AES Society's Barry Carlton Award for Best Paper published in the IEEE Transactions on AES and co-recipient of the 2020 EURASIP JASP Best Paper Award. He was recipient of the 2022 IEEE AESS Warren White Award for Excellence in Radar Engineering, the 2020 EURASIP Meritorious Service Award, the 2003 IEE Achievement Award, and the 2003 IEEE AES Society Nathanson Award to the Young Engineer of the Year. He is the IEEE AES Society Awards Chair. He was Member of the IEEE AES Society Radar System Panel (2008-2020), member of the IEEE AES Society Board of Governors (BoG) (2017-2022) and member of the IEEE Signal Processing Society BoG (2021-2023). He was a member of the IEEE SPS Awards Board (2016-2018) and of the IEEE SPS Conference Board (2019-2020). He has been a Member of the Signal Processing Theory and Methods (SPTM) Technical Committee (TC) of the IEEE Signal Processing Society and of the Sensor Array and Multichannel (SAM) TC for many years. He is a member of the IEEE TAB Awards and Recognition Committee (TABARC) (2020-2021). He was a Member of the Board of Directors (BoD) of the EURASIP Society, the EURASIP Award Chair (2006-2012) and the EURASIP President (2013-2016). He was the General co-Chair of the 2020 IEEE Radar Conference, Florence (Italy). He was the Technical co-Chair of the 2006 EURASIP Signal and Image Processing Conference (EUSIPCO 2006), Florence (Italy), of the 2008 Radar Conference, Rome (Italy), and of the 2015 IEEE CAMSAP workshop, Cancun (Mexico). He was the General co-Chair of the 2nd Workshop on Cognitive Information Processing (CIP2010), of the 2014 IEEE International Conference on Acoustics, Speech and Signal Processing (ICASSP 2014), and of the 2nd, 3rd and 4th editions of the workshop on Compressive Sensing in Radar (CoSeRa). He authored or co-authored 11 book chapters, 150 journal papers, 175 conference papers, and 2 national patents (under approval). H-index: 49, 9415 citations.

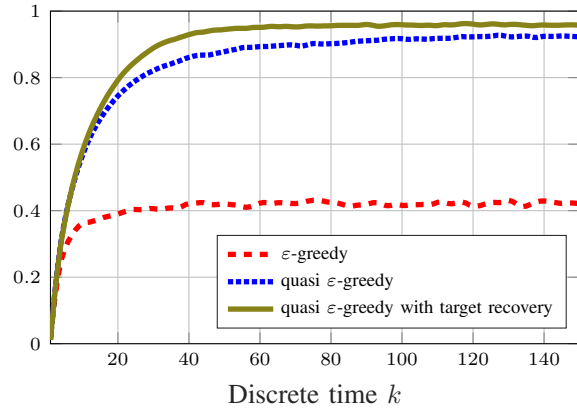


Fig. 1: Policy comparison: P_D of target 2 (Scenario 1).

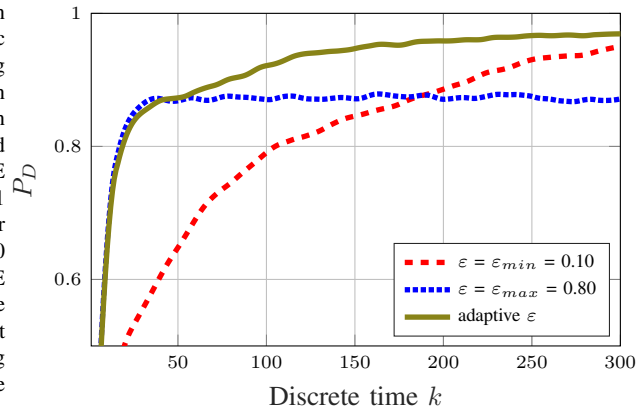


Fig. 2: Adaptive vs static ϵ : P_D of target 2 (Scenario 1).

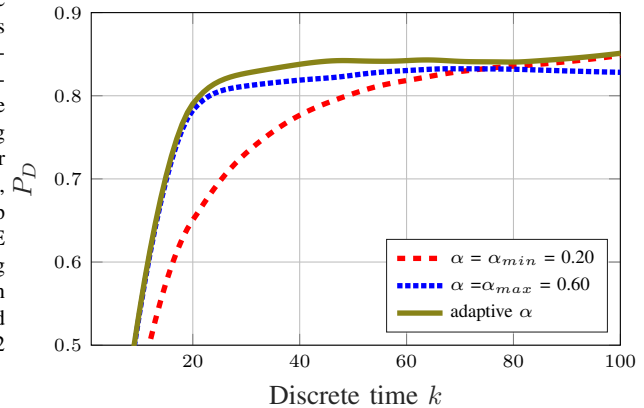
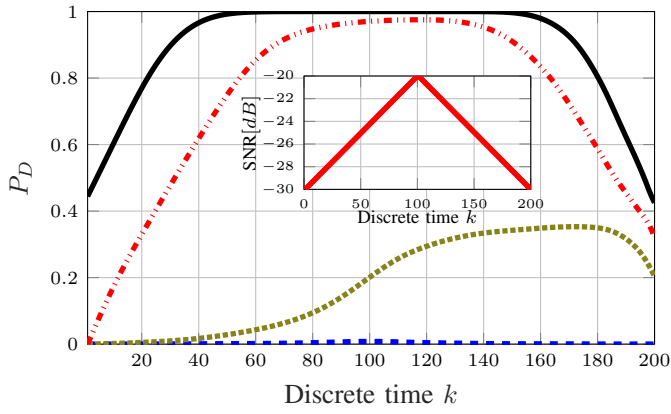
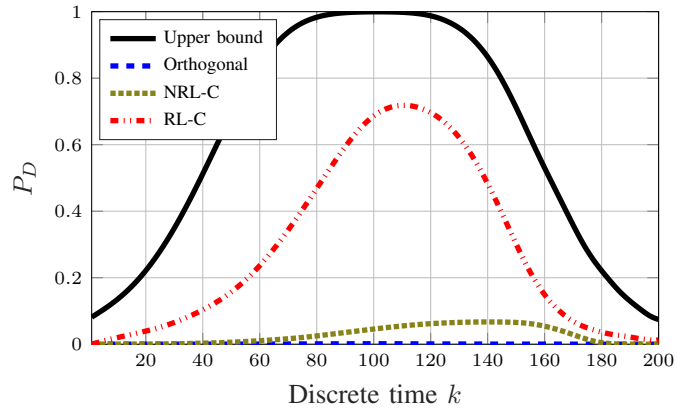


Fig. 3: Adaptive vs static α : P_D of target 1 (Scenario 2).

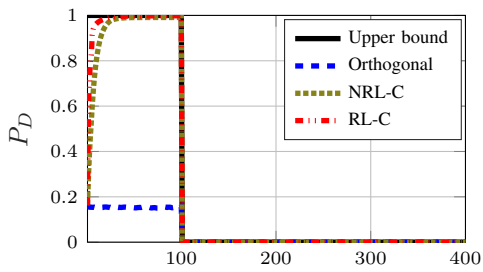


(a) target 1

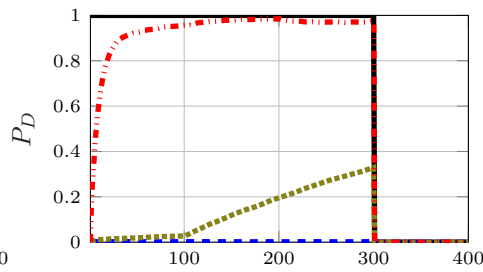


(b) target 2

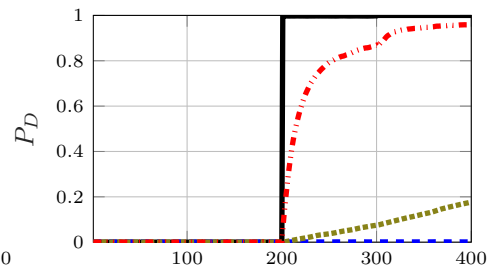
Fig. 4: P_D of the targets in Scenario 3. The inset figure in (a) shows the SNR of both targets expressed in dB.



(a) target 1



(b) target 2



(c) target 3

Fig. 5: P_D of the targets in Scenario 4.

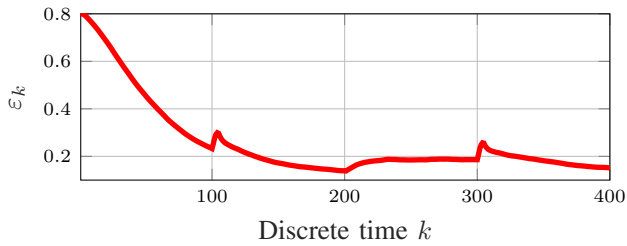


Fig. 6: ε_k sequence (Scenario 4)

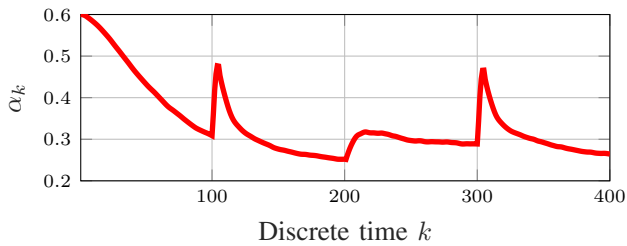


Fig. 7: α_k sequence (Scenario 4)