



HAL
open science

Accretion-disc model spectra for dwarf-nova stars

I. Idan, J. -P. Lasota, J. -M. Hameury, G. Shaviv

► **To cite this version:**

I. Idan, J. -P. Lasota, J. -M. Hameury, G. Shaviv. Accretion-disc model spectra for dwarf-nova stars. Astronomy and Astrophysics - A&A, 2010, 519, 10.1051/0004-6361/200810896 . hal-03646082

HAL Id: hal-03646082

<https://hal.science/hal-03646082>

Submitted on 18 Jul 2022

HAL is a multi-disciplinary open access archive for the deposit and dissemination of scientific research documents, whether they are published or not. The documents may come from teaching and research institutions in France or abroad, or from public or private research centers.

L'archive ouverte pluridisciplinaire **HAL**, est destinée au dépôt et à la diffusion de documents scientifiques de niveau recherche, publiés ou non, émanant des établissements d'enseignement et de recherche français ou étrangers, des laboratoires publics ou privés.

Accretion-disc model spectra for dwarf-nova stars

I. Idan¹, J.-P. Lasota^{2,3}, J.-M. Hameury⁴, and G. Shaviv¹

¹ Department of Physics, Technion-Israel Institute of Technology, 32000 Haifa, Israel

² Institut d'Astrophysique de Paris, UMR 7095 CNRS, UPMC Univ Paris 06, 98bis Bd Arago, 75014 Paris, France
e-mail: lasota@iap.fr

³ Astronomical Observatory, Jagiellonian University, ul. Orła 171, 30-244 Kraków, Poland

⁴ Observatoire de Strasbourg, CNRS/Université Louis Pasteur, 11 rue de l'Université, 67000 Strasbourg, France

Received 2 September 2008 / Accepted 14 June 2010

ABSTRACT

Context. Radiation from accretion discs in cataclysmic variable stars (CVs) provides fundamental information about the properties of these close binary systems and about the physics of accretion in general. Of particular interest are dwarf-nova outburst cycles during which variations of the disc properties allow a detailed study of the physical processes in accretion flows.

Aims. The detailed diagnostics of accretion disc structure can be achieved by including in its description all the relevant heating and cooling physical mechanism, in particular the convective energy transport that, although dominant at temperatures $\lesssim 10^4$ K, is usually not taken into account when calculating spectra of accretion discs. The disc's self-consistently calculated structure and emission allow testing models of dwarf-nova outbursts and accretion-disc models in general.

Methods. We constructed a radiative transfer code coupled with a code determining the disc's hydrostatic vertical structure.

Results. We have obtained for the first time a model spectra of cold, convective accretion discs. As expected, these spectra are mostly flat in the optical wavelengths with no contribution from the UV, which in quiescence must be emitted by the white dwarf. The disc structures obtained with our radiative-transfer code compare well with the solutions of equations used to describe the dwarf-nova outburst cycle according to the thermal-viscous disc instability model thus allowing the two to be combined. For high-temperature radiative discs our spectra are compatible with models obtained with Hubeny's code *TLUSTY*.

Conclusions. Our code allows calculating the spectral evolution of dwarf nova stars through their whole outburst cycle, providing a new tool for testing models of accretion discs in cataclysmic variables. We show that convection plays an important role in determining the vertical disc structure and substantially affects emitted spectra when, as often the case, it is effective at optical depths $\tau \sim 1$. The emergent spectrum is independent of the parameters of the convection model. We confirm that, as required by the disc instability model, quiescent discs in dwarf novae must be optically thick in their outer regions. In general, no emission lines are present in the absence of external irradiation.

Key words. accretion, accretion disks – radiative transfer – stars: dwarf novae

1. Introduction

In most cataclysmic variable stars (CVs) matter lost by the Roche-lobe filling low-mass secondary star forms an accretion disc around the white-dwarf primary. In bright systems such as nova-like stars and dwarf novae in outburst, the disc is the dominant source of luminosity. In quiescent dwarf novae, although rather dim, the disc emission provides crucial information about the physics of accretion discs, in particular about the mechanisms driving the instabilities that are responsible for the dwarf-nova outbursts. It is generally accepted (see, however, Schreiber & Lasota 2007) that properties of the dwarf-nova outburst cycles are reproduced well by the thermal-viscous disc instability model (DIM, see Lasota 2001, for a review), but in reality the description of some phases of these cycles is far from satisfactory. This is especially true of the quiescence state. Until now models of disc emission spectra have been calculated consistently only for hot, bright accretion discs (see Wade & Hubeny 1998, and references therein). In such a scheme the vertical structure of an accretion ring is calculated using the program TLUSDISK Hubeny (1990, 1991), whereas the spectra are synthesized by the code SYNPEC (Hubeny et al. 1994). A different approach to radiative transfer in accretion discs was presented by Shaviv & Wehrse (1991, hereafter SW), but also in this case it was applied only to hot discs. An attempt to apply the SW code to cold quiescent discs in Idan et al. (1999) was not conclusive.

The main obstacle in solving the vertical structure of cold accretion discs is the presence of convection, which was difficult to include in radiative transfer codes (Hubeny, private communication); models of Wade & Hubeny (1998) are restricted to temperatures for which convection is unimportant. In their pioneering work Pringle et al. (1986) used vertically integrated disc structures and Kurucz's stellar spectra to test the DIM versus the model attributing dwarf-nova outbursts to an increase of mass-transfer rate from the secondary. More recently Kromer et al. (2007, see also Kellermann et al. 2005) have calculated non-LTE accretion-disc spectra throughout the outburst cycle of the dwarf nova SS Cyg, taking into account white-dwarf irradiation. They found that in order to obtain agreement with observations of this system in quiescence one has to assume a radial disc that is optically thin in its outer regions. Such a structure, however, is inconsistent with the DIM. The AcDc NLTE code by Nagel et al. (2004) used to calculate these spectra does not take into account the (often dominant) vertical convective energy transport.

Of related interest are radiative-transfer codes describing emission from cold proto-stellar accretion discs such as Hügelmeyer et al. (2009) and Min et al. (2009). Neither of these codes includes convection.

There is therefore a need for a radiative transfer code consistent with the DIM. This is the main motivation behind the present work. In particular we have obtained a scheme that is totally

consistent with the code of [Hameury et al. \(1998\)](#), hereafter HMDLH), which allows following the dwarf-nova spectra during various phases of the outburst with special emphasis put on quiescence. One should stress that the principal aim of our project is testing the DIM, not trying to reproduce the observed spectra of dwarf-nova stars at all costs. In particular our code should allow calculating various delays in rising to (and decaying from) outburst between light at different wavelengths (commonly known as the “UV-delay”) and determining what properties of the quiescent dwarf-nova disc can be accounted for by the DIM).

The HMDLH version of the DIM uses a 1+1 D scheme in which the time-dependent radial evolution equations use as input a pre-calculated grid of hydrostatic vertical structures. These structures are calculated using the standard equations of stellar structure (or the grey-atmosphere approximation in the optically thin case). The angular-momentum viscous transport mechanism is described by the α -ansatz of [Shakura & Sunyaev \(1973\)](#). For a given α , M/R^3 and effective temperature T_{eff} there exists a unique solution describing the disc vertical structure. Such solutions are very handy for solving the time-dependent equations of the disc evolution but do not produce realistic emission spectra. These can be calculated, however, by using the same input parameters (α , M/R^3 and T_{eff}) in a radiative-transfer code on the condition that the vertical structures calculated by the two methods are the same up to the photosphere. In this way one can reproduce spectra of the whole cycle of a dwarf-nova outburst.

The outline of the article is as follows. In Sect. 2 we present the model used, with special stress put on marking the differences with the original SW code on which it is based. We discuss there also in details the opacities used. Section 3 is dealing with the solutions obtained for various types of physical set-ups. In this section we compare our vertical structure solutions with those obtained with the HMDLH code for a hot stationary and cold non-stationary discs. These two models represent the main phases of the dwarf-nova outburst cycle respectively: the outburst and quiescence. We compare the corresponding thermal-equilibria (“S-curves”) in Sect. 3.1. The importance of convection in determining the vertical disc structure is discussed in detail in Sect. 3.2.

In Sect. 4 we show our hot whole-disc solutions as examples of spectra emitted during the decay from maximum of a dwarf-nova outburst. We also show that, despite differences in treatment of vertical viscosity stratification our solutions compare very well with the UV spectra obtained by [Wade & Hubeny \(1998\)](#). Then in Sect. 5 we present and discuss the structure and spectrum of cold quiescent accretion disc. Finally we conclude the paper in Sect. 6 by shortly discussing future developments and necessary improvements. A report relating the progress of our work on the radiative-transfer code was published in the conference proceedings [Idan et al. \(2008\)](#). Several solutions presented in this report were only preliminary and have been substantially improved, some results we found to be incorrect. We address these points in the present article.

2. The physical model and basic assumptions

Our model is based on the work of [Shaviv & Wehrse \(1991\)](#). The main improvements consist in using (modern) line opacities and in including the convective energy transport. As far as we know our code is the only working accretion-disc radiative-transfer programme which consistently includes convection. The last improvement allows combining the radiative transfer programme

with the DIM code of HMDLH where the time-dependent evolution of dwarf novae is calculated.

2.1. Assumptions

We describe an accretion disc as composed of concentric rings orbiting the central gravitating body of mass M at a Keplerian angular speed

$$\Omega_K = \sqrt{\frac{GM}{R^3}}. \quad (1)$$

The disc is assumed to be geometrically thin, i.e.

$$z_0 \ll R, \quad (2)$$

where z_0 is the disc height. This assumption allows decomposing the disc equations into their vertical and radial components. In this paper we will solve only the vertical accretion-disc equations and obtain the corresponding emission spectra. However, since the radiation of a steady-state accretion disc can be considered as a sum of radiation from individual rings our results can directly applied to such configurations. The same is true for quasi-stationary phases of dwarf-nova outbursts. Also radiation from non-steady quiescent discs of dwarf-nova stars can be treated as being the sum of the emission of individual rings. This is true as long as radial gradients are much smaller than the vertical ones. During the outburst of dwarf nova, when the temperature and density fronts are propagating through the disc this assumption is no longer generally valid. However, since radial gradients are comparable to vertical gradients only in a narrow zone close to the fronts the error on integrated spectra cannot be very large

The disc is assumed to be in a vertical hydrostatic equilibrium and in LTE.

2.2. Equations

The vertical structure of a ring at a distance R from the centre is found by solving the following equations:

- the hydrostatic equilibrium equation

$$\frac{dP}{dz} = -\rho g_z = -\rho \Omega_K^2 z, \quad (3)$$

where P is the total (gas + radiation) pressure;

- the energy balance equation

$$\frac{dF_z}{dz} = Q_{\text{vis}} = \left(\frac{dF_z}{dz} \right)_{\text{rad}} + \left(\frac{dF_z}{dz} \right)_{\text{conv}}, \quad (4)$$

where F_z is the energy flux in the vertical (z) direction. We use the α prescription of [Shakura & Sunyaev \(1973\)](#) to describe the viscous energy generation

$$Q_{\text{vis}} = \frac{3}{2} \alpha \Omega_K P. \quad (5)$$

Equation (5) defines therefore the stratification of the viscous energy generation;

- the radiative energy flux is given by

$$\int_0^\infty (J(z, R, \lambda) - B(T(z, R), \lambda)) \kappa(\lambda) d\lambda = Q_{\text{vis}} - (dF/dz)_{\text{conv}}, \quad (6)$$

where J is the mean intensity, B the Planck function and $\kappa(\lambda)$ is the monochromatic mass absorption coefficient;

– the radiative transfer equation is

$$\mathbf{n} \cdot \vec{\nabla} I = \kappa(S - I), \quad (7)$$

where I is the intensity, S the source function and \mathbf{n} is a unit vector in the ray direction. This equation is solved in the two-stream approximation (see Sect. 2.4);

– as in HMDLH, the convective energy flux is calculated by the method of Paczyński (1969). Whenever the radiative gradient

$$\nabla_{\text{rad}} \equiv \left(\frac{d \ln T}{d \ln P} \right)_{\text{rad}} \quad (8)$$

is superadiabatic, the temperature gradient of the structure ∇ is convective ($\nabla = \nabla_{\text{conv}}$). The convective gradient is calculated in the mixing length approximation, with the mixing length taken as $H_{\text{ml}} = \alpha_{\text{ml}} H_P$, where H_P is the pressure scale height:

$$H_P = \frac{P}{\rho g_z + (P\rho)^{1/2} \Omega_K}, \quad (9)$$

which ensures that H_P is smaller than the vertical scale height of the disc. The convective gradient is found from the relation:

$$\nabla_{\text{conv}} = \nabla_{\text{ad}} + (\nabla_{\text{rad}} - \nabla_{\text{ad}})Y(Y + A), \quad (10)$$

where ∇_{ad} is the adiabatic gradient, and Y the solution of the cubic equation:

$$\frac{9}{4} \frac{\tau_{\text{ml}}^2}{3 + \tau_{\text{ml}}^2} Y^3 + VY^2 + V^2Y - V = 0, \quad (11)$$

where $\tau_{\text{ml}} = \kappa\rho H_{\text{ml}}$ is the optical depth of the convective eddies. The coefficient V is given by:

$$V^{-2} = \left(\frac{3 + \tau_{\text{ml}}^2}{3\tau_{\text{ml}}} \right)^2 \frac{g_z^2 H_{\text{ml}}^2 \rho^2 C_P^2}{512\sigma^2 T^6 H_P} \left(\frac{\partial \ln \rho}{\partial \ln T} \right)_P \times (\nabla_{\text{rad}} - \nabla_{\text{ad}}). \quad (12)$$

As in HMDLH in our model we take $\alpha_{\text{ml}} = 1.5$.

Here we should mention a caveat. The description of convection used in the present version of the code is not necessarily the correct one as it is not even clear that mixing-length approximation can be applied to turbulent accretion discs. However, in the context of the “ α -disc paradigm” this is probably the best that can be done. It is an efficient method of describing an accretion disc in which most of the vertical energy transport is not radiative. Finally, as mentioned above, this treatment of convection is used in the HMDLH code which is the main reason for using it also in the present programme. If this approximation is applicable to accretion discs, there are no indications as to what the value of α_{ml} should be. In solar models values between 1 and 2 are used (see Hameury et al. 1998, and reference therein); in 3.2 we discuss the effect of various values α_{ml} on the vertical structure;

– the outer boundary condition is

$$D(r) = \int_0^{z_0} Q_{\text{vis}} dz = \sigma T_{\text{eff}}^4. \quad (13)$$

In the case of a stationary disc

$$\dot{M} = 2\pi R \int_0^{z_0} \rho v_r dz = \text{constant}, \quad (14)$$

where v_r is the radial flow velocity, one has

$$D(r) = \frac{3}{8\pi} \dot{M} \frac{GM_{\text{wd}}}{R^3} \left(1 - \left(\frac{R_{\text{wd}}}{R} \right)^{1/2} \right), \quad (15)$$

but our solutions apply to any distribution of accretion rate $\dot{M}(r)$ in a geometrically thin accretion disc.

2.3. Input (opacities and EOS)

Several features of the original SW code have been improved but the use of modern opacities and especially of the line opacities is a major modification we present here in some detail.

There are several ways of calculating opacities. One can either use codes such as PHOENIX (Hauschildt et al. 1999) or “Atlas 12” (Kurucz 1992), or one can use the OPAL database. Our updated version of the SW code can use the opacities from “Atlas 12”. However, since calculating the opacities is time-consuming we decided to use tabulated data from the Opacity Project (OP) database. To tabulate the data we used the data from the Opacity Project – OPCD_3.3 that was downloaded from the website at the Centre des Donnés de Strasbourg (CDS). For a given abundance mixture the subroutines *mx.f*, *mixv.f*, *opfit.f* and *mixz.f* allowed us (with some modifications) getting the tabulated opacities for the wavelengths chosen as our basic grid. For the emerging spectra from every ring we use 10 000 wavelengths starting from 100 Å up to 10⁶ Å. The grid interval varies between $\Delta\lambda = 0.25$ Å for the most important zone such as the range between 850–2300 Å and 1–2 Å used for wavelengths shorter than 800 Å or above 2300 Å. For wavelengths longer than 5000 Å, $\Delta\lambda$ varies logarithmically starting at 2 Å and getting up to 200 Å for the very long wavelengths. All data were tabulated using a grid for the temperature T and electron density N_e . The indices *ite* and *jne* are defined by

$$ite = 40x \log(T), \quad jne = 4x \log(N_e), \quad \Delta(ite) = \Delta(jne) = 2. \quad (16)$$

The mesh in the tables is calculated for $140 < ite < 320$ therefore the lowest temperature that can be used in the code is 3160 K. Let us stress that the opacities in the present work do not take into account the global line broadening due effects such as velocities, expansion opacity (see Shaviv & Wehrse 2005) or microscopic effects such as microturbulence. Consequently, the lines provide only an indication of the presence of a given ion and cannot be used, so far, for abundance determinations etc. These broadenings will be included in the code in the near future.

The reason for allowing the code to work either with OP tabulated data or with “Atlas 12” was to test the tabulated opacities. In Fig. 1 we show the comparison of opacities as function of wavelength calculated for $T = 10^5$ K and $\rho = 2 \times 10^{-8}$ g cm⁻³, and $T = 8 \times 10^3$ K and $\rho = 6 \times 10^{-10}$ g cm⁻³ using either “Atlas 12” or the OP. The “Atlas 12” continuum opacities used were for a solar mixture with the addition of only H and He lines. The opacities from OP are also for a mixture of solar abundance (which includes the lines and the continuum). The result of test shows that tabulated OP opacities are reliable.

The two stream approximation contains the scattering coefficient. Following the good agreement obtained between “Atlas 12” and OP, the scattering coefficient were calculated from “Atlas 12” taking into account scattering from H, He and electrons. One should stress, however, that scattering is not important in CV discs.

The Rosseland mean opacities are taken from OPAL tables for solar composition. While solving the radiative transfer

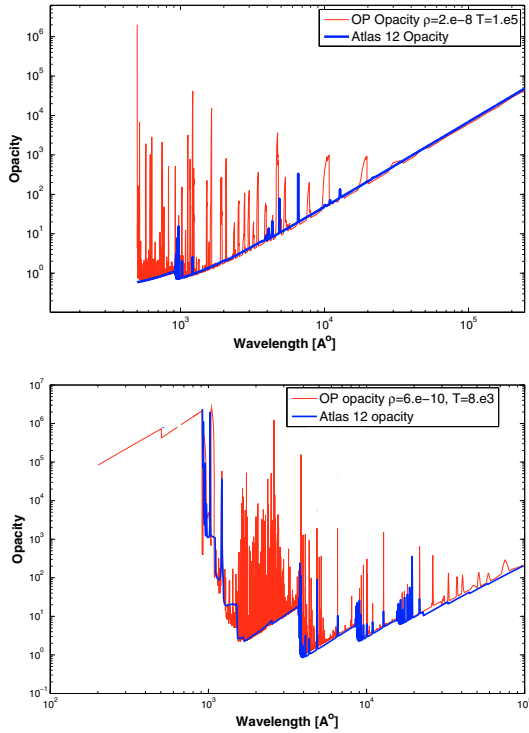


Fig. 1. Comparison between the opacities as function of wavelength obtained from “Atlas 12” of Kurucz and those obtained from OP for $T = 10^5$ K and $\rho = 2 \times 10^{-8}$ g cm $^{-3}$ (upper figure) and $T = 8 \times 10^3$ K and $\rho = 6 \times 10^{-10}$ g cm $^{-3}$ (lower figure). The agreement between the two is more than satisfactory. (OP opacities are for solar abundance mixture while the Atlas ones contain just continuum plus H and He lines.)

equation we checked for the consistency between the Rosseland mean opacities obtained from the solution of the radiative transfer equation and the values from the OPAL table. The equation of state is interpolated from the tables of Fontaine et al. (1977). The computer programme presented in this article is able to produce accretion disc models for temperatures from 3160 to 100 000 K¹. Consistently with the lower temperature limit we do not take into account molecular processes and opacities. Rayleigh scattering is also neglected. Most of the reported quiescent dwarf-nova disc effective (colour) temperatures ($\gtrsim 3000$ K) justify this assumptions.

2.4. The solution method

The basic idea behind the SW original code was to couple the hydrostatic and the radiative transfer equations. To achieve this the programme iterates the two equations at the same time. The iteration is repeated until a structure is found to which both the solutions of the hydrostatic and the radiative transfer equations converge.

The temperature profile is determined from Eq. (6). The temperature $T(z, R)$ in this equation is solved by expressing J in terms of B using the radiative transfer equation (for a detailed description see Wehrse 1981; Kalkofen & Wehrse 1984). As mentioned above we assumed that each radial ring is independent of its neighbour rings so we consider a vertical radiative flux only. The radiative transfer equation is solved in the two

stream approximation. I^+ represent the specific intensity in the outward direction and I^- is the specific intensity in the inward direction. The radiative equation is therefore written as:

$$\pm \frac{dI^\pm(R, z, \lambda)}{dz} = -(\kappa(\lambda) + \sigma(\lambda))I^\pm(R, z, \lambda) + \sigma(\lambda)J(R, z, \lambda) + \kappa(\lambda)B(T(R, z), \lambda) \quad (17)$$

where $\sigma(\lambda)$ is the scattering coefficient. The number N of grid points is the same in the radiative transfer and the hydrostatic calculations. The boundary conditions are: (1) no incident flux ($I_{j,1}^- = 0$); (2) at the symmetry plane the upward and downward specific intensities are equal: $I_{j,N}^+ = I_{j,N}^-$ where j designates the ring number.

As is now well known, when solving the vertical-structure equations of an accretion disc the main problem is that contrary to the case of stellar atmospheres the exact height of the photosphere is unknown a-priori. Because of the gravity increasing with height, a change in the position of the photosphere is followed by a change of the gravitational acceleration which leads to a change in the entire vertical structure of the disc. One has to remember that the upper part of the disc is optically thin and (depending on the assumptions) may be the site of a non negligible energy production. However, since this optically thin region is a poor radiator and absorber, even a small energy production in this region may have large effect on the final temperature structure.

In view of the above situation we approached the problem in the following way: we guessed first an initial temperature-optical depth relation and assumed an initial height z_0 . The optical depth (measured vertically from outside the disc towards the midplane) at the disc’s uppermost point was chosen to be between 10^{-2} – 10^{-6} , and the validity of this assumption was checked once the final structure was obtained. Using the $T(\tau)$ relation we can integrate the hydrostatic equation from z_0 down to $z = 0$. One should emphasize that τ in the current paper is calculated using the Rosseland mean opacity and not the optical depth at 5000 Å as in SW. When the height z_0 is the correct height the total energy generation in the ring calculated from the energy equation is equal to the total luminosity of that particular ring. If this were not the case we were altering the value of z_0 , keeping the $T(\tau)$ relation fixed, until the energy condition was satisfied. Once this iteration converged the hydrostatic model was consistent with the energy generation but not yet with the radiation field.

We then turned to solving the radiative transfer equation using the disc height, the pressure and the density structure obtained from the hydrostatic iteration. This structure was kept fixed during the iteration for the radiative field. The first step in solving the radiative transfer equation is to calculate the convection. For each grid point we calculated the convective flux. If the convective flux was dominant (more than 80% of the viscous flux) – the temperature was determined by the adiabatic gradient. In the opposite case the convective flux was subtracted from the total (viscous) flux and the solution of the radiative transfer equation for the remaining flux, yielded a new $T(\tau)$ relation. The temperature profile was assigned new values for the old values of optical depth. If the new $T(\tau)$ profile from the radiative iteration agreed (to a chosen degree of accuracy; usually 0.5%) with the old $T(\tau)$ relation from the hydrostatic iteration, the hydrostatic structure was consistent with the radiation field. If not, we iterated again the hydrostatic equation using the new $T(\tau)$ relation.

In Fig. 3 we show how the temperature profile changes during the iteration for a cold accretion disc. In this case the

¹ However, we do not attempt to produce *stationary* accretion discs spanning such a range of temperatures since such discs do *not* exist.

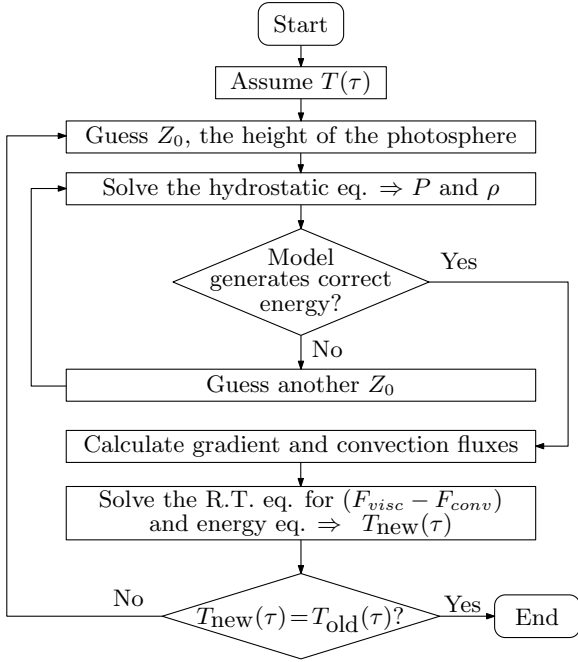


Fig. 2. The iteration scheme.

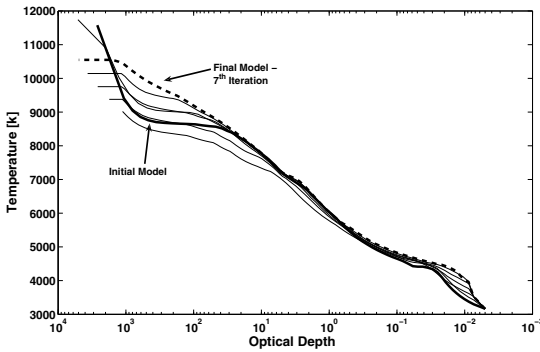


Fig. 3. Variation of the temperature-optical depth profile during the iteration to the converged solution ($M_{\text{wd}} = 0.6 M_{\odot}$, $R = 5R_{\text{wd}}$, $\alpha = 0.03$, $T_{\text{eff}} = 5000$ K). The inner part of the structure is convectively dominated up to $\tau = 3$. In this case the solution was obtained after seven iterations. In the last iteration the temperature profiles obtained from vertical equilibrium and radiation field differ by less than 0.5%.

convergence was obtained after 7 iterations. One has to remember that since the location of the photosphere is unknown at the beginning of the iteration we must iterate for it so as to satisfy the energy conservation condition. The initial temperature optical-depth profile is a priori unknown and we guess a certain $T(\tau)$ law. This $T(\tau)$ might change dramatically after the first iteration but afterward quickly converges to the correct solution.

To summarize we have four basic iteration loops in the code (see Fig. 2):

1. Calculating the hydrostatic structure using a given $T(\tau)$ relation. The output results are disc height, pressure and density structure.
2. Calculating the convective flux using the structure of the hydrostatic structure and subtracting it from the total flux.
3. Solving the radiative transfer for a given disc height, P and ρ . The output result is a new $T(\tau)$ relation.

4. Repeating the previous two iteration until the $T(\tau)$ relation from the hydrostatic part is in agreement with the $T(\tau)$ relation from the radiative transfer equation.

Only after those iterations have converged the flux emerging from the disc is calculated using the radiative transfer equation. The vertical structure of the ring itself is divided into 100 z points (100 layers) and we use 10 000 wavelengths to calculate the radiative transfer equation and the emerging spectrum.

Once lines opacities are included in the code the calculation of the spectrum must be done with a much finer grid. The contribution of the lines to the total energy budget in the disc when solving the radiative transfer equation is negligible. Therefore 100 grid points can be used to obtain the convergence of the hydrostatic and radiative transfer equations. However, for the calculation of the emergent spectrum we interpolate between the 100 vertical grid points to up to 500 points in order to get better accuracy. In a recent progress report (Idan et al. 2008) we announced the presence of emission lines in the spectrum, unfortunately this was an artefact of using only 100 grid points in the calculation. Once a finer grid was used, the alleged lines disappeared. This just indicates the importance of the accuracy in calculations of the spectra.

The entire disc is divided into a series of concentric rings and their width is determined according to their distance from the WD. All rings which are further away than $2R_{\text{wd}}$ are assumed to have a width of $1R_{\text{wd}}$, below $2R_{\text{wd}}$ the width of the ring is taken to be $0.05R_{\text{wd}}$, which allow us a detailed calculation of the emission of the rings near the boundary layer.

The above procedure is repeated for each ring. The emerging fluxes from the rings are then integrated in order to get the total flux from the entire disc according to:

$$F_{\text{total}} = 2\pi \int_{R_{\text{in}}}^{R_{\text{out}}} F(R)R dR. \quad (18)$$

Since the radiative transfer equation is solved in the two-stream approximation the resulting spectrum does not include the effect of limb darkening. The angle dependence will be added to our code in a future paper through a SYNSPEC-type code. In the present article, however, we will show spectra convolved with an instrumental profile in the manner of the ROTIN² programme.

2.5. The disc instability model

Since the main objective of our work is obtaining a tool allowing tests of the dwarf-nova Disc Instability Model (DIM; see Lasota 2001, for a review) we will briefly recall its main tenets that are relevant to the present work.

In the DIM the dwarf-nova outbursts are attributed to a thermal-viscous instability appearing when the effective temperatures are contained between $5000 \lesssim T_{\text{eff}} \lesssim 7000$ K (these critical temperatures depend only very weakly on the other disc parameters). Therefore stationary discs with effective temperatures in this range do not exist in the Universe. When the rate at which a disc is fed with matter corresponds to an unstable configuration the result is an outburst cycle during which the disc oscillates between the hot and cold (quiescent) states. Outbursts are triggered by heating fronts propagating up (inside-out) or down (outside-in) the surface-density gradients. During the rise of the outburst the disc is hot downstream and cold upstream of the front. Finally, at maximum most of the disc is brought to a hot

² <http://nova.astro.umd.edu/Synspec43/synspec-frames-rotin.html>

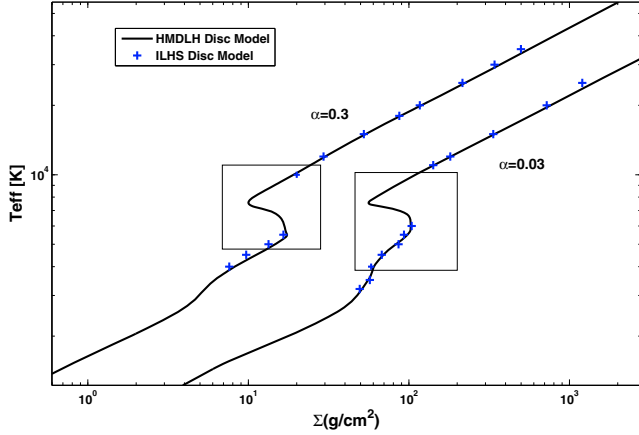


Fig. 4. $\Sigma - T_{\text{eff}}$ curves at $R = 5R_{\text{wd}}$ with $M_{\text{wd}} = 0.6 M_{\odot}$, for $\alpha = 0.3$ (left) and 0.3 (right). In solid line the curves obtained from HMDLH model and in “+” the results obtained with ILHS. The boxes represent the zones where convection dominates.

quasi-stationary state with the characteristic $T_{\text{eff}} \sim R^{-3/4}$ profile. A cooling front (always outside-in) brings the disc back to the cold (quiescent) state through a sequence of quasi-stationary configurations with decreasing accretion rates. In quiescence the effective temperature is everywhere lower than characteristic temperature (Eq. (22)) and is roughly constant with radius (as conformed by observations, see e.g. Froning et al. 1999). On the other hand the surface-density and the accretion rate strongly increase with radius (in quiescence the disc is filling up). The fact that spectra of quiescent dwarf-novae cannot be fitted with constant accretion-rate disc models is confirmation of this prediction of the model. All the phases of the outburst cycle have characteristic spectral signatures.

Locally (for a given ring), for a given set of parameters (white-dwarf mass, viscosity parameter) the disc equilibria form an S-shaped curve on the $\Sigma - T_{\text{eff}}$ plane (see Fig. 4). During the decay from maximum the surface density and effective temperature of the hot parts of the disc decrease along the upper branch of the S-curve until they reach the critical value below which no stationary solution exists. The value of the critical surface-density

$$\Sigma_{\text{crit}}^+ = 48.9 \left(\frac{\alpha}{0.1} \right)^{-0.77} \left(\frac{M}{M_{\odot}} \right)^{-0.37} \left(\frac{R}{10^{10}} \right)^{1.11} \text{ g cm}^{-2} \quad (19)$$

implies that the outer disc in quiescence must be optically thick; especially that after leaving the upper branch its surface density *increases* before it settles on the lower (cold) branch of the S-curve. Therefore observations and spectral models that requires an optically thin quiescent outer disc in dwarf-nova stars contradict the DIM (see Sect. 5).

3. Single-ring calculations

3.1. The S-curves

Since we intend to calculate spectra of disc states given by the time dependent code of HMDLH we checked that the vertical structures calculated by the two codes are sufficiently close for the whole procedure to make sense.

The principal difference between the two calculated disc structures is their heights. In the HMDLH case the boundary condition is fixed at $\tau = 2/3$ whereas in ILHS it is given by $\tau \approx 0$ ($\sim 10^{-2} - 10^{-6}$).

The best way of comparing the two structure is by plotting the thermal equilibria obtained by the two methods.

As mentioned above (Sect. 2.5), in the (Σ, T_{eff}) plane they form an S-shaped curve. Figure 4 shows an example of $T_{\text{eff}}(\Sigma)$ S-curves obtained by the HMDLH and ILHS codes for $M_{\text{wd}} = 0.6 M_{\odot}$ at a radius of $5R_{\text{wd}}$ (we used the white-dwarf mass-radius relation of Nauenberg 1972). Each point on the S-curve represents a thermal-equilibrium state of the accretion disc at that radius. The upper branch of the S-curve corresponds to hot stable solutions, while the lower branch where the temperature is below ≈ 6000 K, represents cold, stable configurations. The middle branch of the S-curve contains thermally unstable equilibria.

The agreement between the results of the two codes is very good on both branches of the S-curve. On top of the changes in the opacities due to the hydrogen ionization, the disc close to the turning knees of the S-curve (the unstable zone) is fully convective (see Fig. 4). We were unable to calculate the unstable branch with our radiative transfer equation code. This is of not much importance as the equilibrium states represented by the middle branch are physically meaningless. However, we were also unable to obtain the convection-dominated disc vertical structures between $T_{\text{eff}} \approx 10^4$ K and the critical hot-branch temperature ≈ 7000 K since not enough radiative flux was left to use in the transfer code. This is a more serious drawback which somewhat limits the code’s application. We are working on trying to fix this problem.

On the hot branch, for $T_{\text{eff}} \approx 10^4$ K the convective flux transports $\sim 100\%$ of the flux. Configurations with temperatures down to $T_{\text{eff}} \approx 4000$ K are also convection dominated. For example at $R = 5R_{\text{wd}}$, for 5000 K 70% of the disc vertical extent is convective and convection still transports $\sim 100\%$ of the flux. For effective temperature of 4000 K 35% of the disc has a convective flux which represent 60% of the total flux.

The difference between the values of Σ_{max} (the maximum surface density on the lower branch) calculated by the two codes is about 2%.

The excellent agreement between the low-temperature solutions calculated by the two methods shows that molecular opacities do not affect the disc structure: they are taken into account in HMDLH, but not in our code.

3.2. The effect of convection

The discussion in the preceding subsection suggest that the effects of convection are worth a closer look.

At temperatures corresponding to hydrogen recombination convection begins to play an important role in the vertical energy transport. Therefore at these and lower temperatures it must be taken into account when determining the vertical structure of accretion discs. In Figs. 5 and 6 we present the vertical structure of a disc ring with effective temperature of 5000 K and $\alpha = 0.03$ at a distance of $75R_{\text{wd}}$. Convection dominates the inner (close to midplane) part of the disc up to $\tau \approx 10$. (At $T_{\text{eff}} \approx 10^4$ K the convection zone reaches $\tau \approx 2$).

Figure 6 exhibits the influence of convection on the temperature profile. Once convection is included the vertical structure becomes cooler and denser. Therefore the disc is becoming optically thicker – for the model shown here the optical depth changes from $\tau \approx 10^4$ without convection, to almost $\tau \approx 10^6$, when the latter is included.

Therefore effects of convection noticeably affect the emerging spectrum. According to Fig. 6 at $\tau = 1$ the temperature of a convection dominated disc is 1000 K cooler than a radiative disc with the same effective temperature. The different temperature

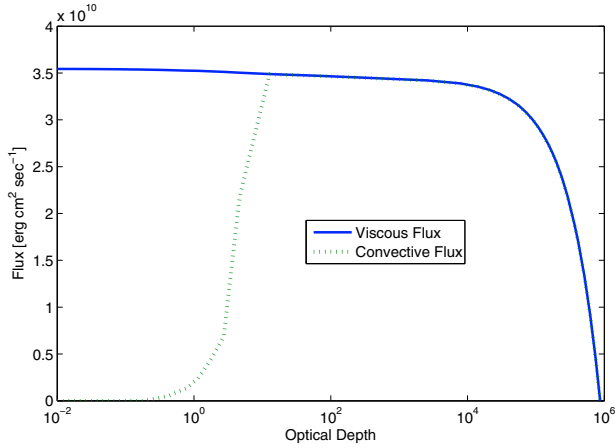


Fig. 5. The total (viscous) flux and the convective flux (dashed line) as function of the total optical depth calculated for a cold disc with $\alpha = 0.03$, $T_{\text{eff}} = 5000$ K, $M_{\text{wd}} = 0.6 M_{\odot}$, at $R = 75 R_{\text{wd}}$.

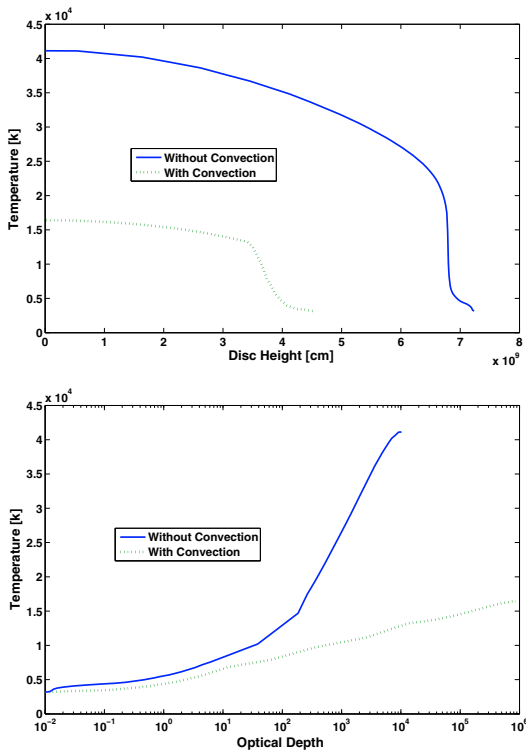


Fig. 6. Comparison between the temperature profiles for models with and without convection for cold disc at $R = 75 R_{\text{wd}}$ and $T_{\text{eff}} = 5000$ K and for $\alpha = 0.03$.

structure implies therefore different emergent spectra. Figure 7 presents the differences between the corresponding disc spectra obtained with and without convection.

The calculations presented in this paper do not include disc irradiation by the white dwarf and boundary layer. In principle, by heating up the disc surface irradiation may reduce the effects of convection (see e.g. Hameury et al. 1999). However, in practice, only the innermost regions of a quiescent dwarf-nova disc will be strongly modified by irradiation (Hameury et al. 1999), the rest of the disc being only weakly modified especially that the optical depth increases with radius. There irradiation might affect the spectrum by producing emission lines (Smak 1991).

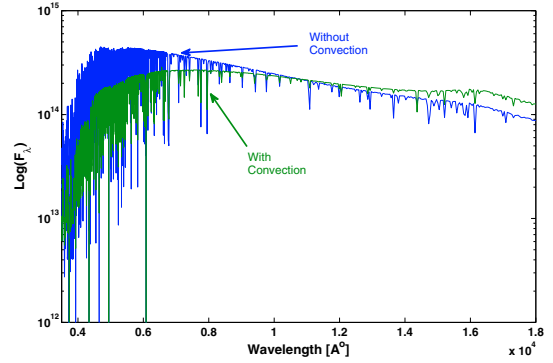


Fig. 7. Comparison between the fluxes for models with and without convection for a cold disc at $R = 75 R_{\text{wd}}$ and $T_{\text{eff}} = 5000$ K and for $\alpha = 0.03$. Convection is still efficient for $\tau \gtrsim 1$ which affects the emerging spectrum.

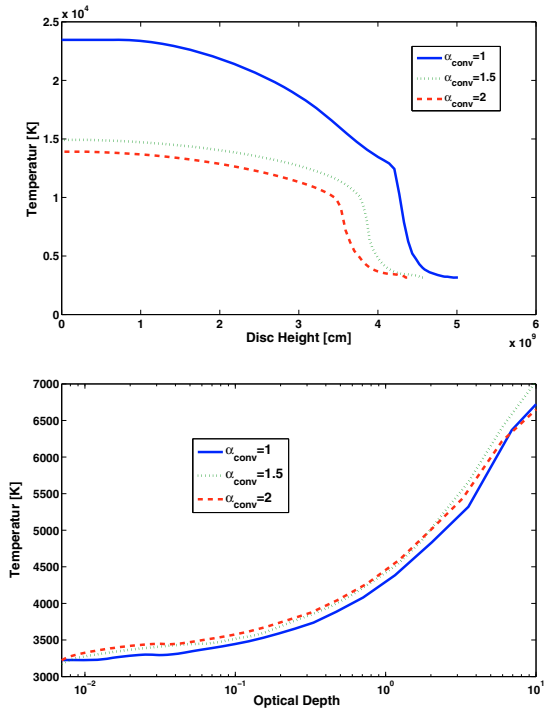


Fig. 8. The vertical temperature structure for $\alpha_{ml} = 1, 1.5$ and 2 (top) and as function of the optical depth (bottom). The model parameters are: $\alpha = 0.03$, $M_{\text{wd}} = 0.6$, $T_{\text{eff}} = 5000$ and $R_{\text{wd}} = 75 R_{\text{wd}}$.

As stated in the previous section we choose $\alpha_{ml} = 1.5$ in order to compare our results to those of HMDLH. In order to see how the disc structures and the emerging spectra are affected by varying the mixing length parameter, we solved the equations assuming the two values delimiting the range allowed by solar type stars (Demarque & Guenther 1991; Guzik & Lebreton 1991). Figure 8 shows the vertical structures of a $T_{\text{eff}} = 5000$ K ring at $75 R_{\text{wd}}$ for $\alpha_{ml} = 1, 1.5$ and 2 . As α_{ml} decreases convection becomes less efficient and the temperature therefore increases. Changing α_{ml} will affect the S-curves (discussed in the next section). However, since changes in the upper part of the disc due to changes in α_{ml} are minor (Fig. 8 bottom), the emerging spectrum is hardly affected by the assumed value of the mixing-length parameter.

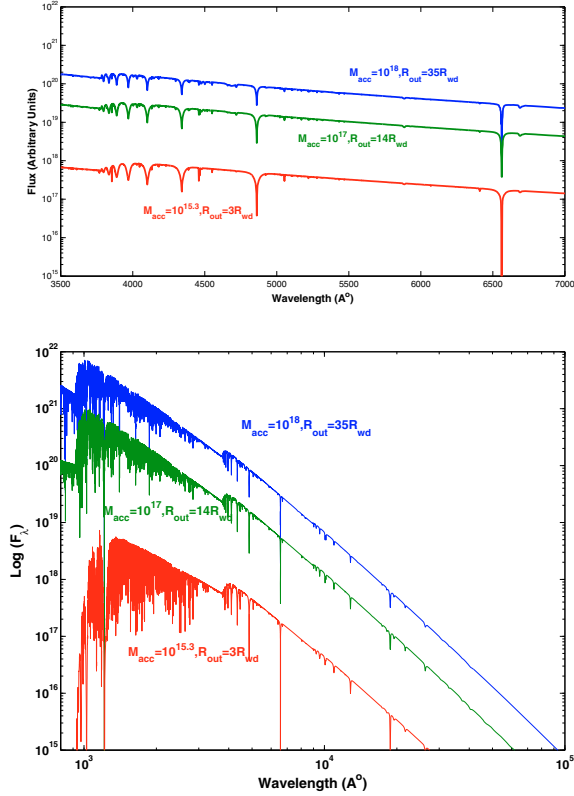


Fig. 9. The full disc spectra for three values of accretion rates and outer radii corresponding to the decay from outburst. $\dot{M} = 10^{18}, 10^{17}, 10^{15.3} \text{ g s}^{-1}$. The outer radius of the hot disc is respectively at 35, 14 and 3 R_{wd} . ($\alpha = 0.3, M_{\text{wd}} = 0.8 M_{\odot}$).

4. Full disc emission

4.1. Solutions at high accretion rate ($\alpha = 0.3$)

As recalled in Sect. 2.5, during the dwarf-nova outbursts accretion discs decay from maximum through a sequence of hot configurations with decreasing accretion rate and outer radii (see e.g. Fig. 5 in Hameury et al. 1998). Spectra of three such configurations are shown in Fig. 9 where $\alpha = 0.3, M_{\text{wd}} = 0.8 M_{\odot}$ have been assumed. The disc is seen face-on ($i = 0^\circ$) and the white-dwarf spectrum has not been added. The configurations correspond to three values of the accretion rate: $\dot{M} = 10^{18}, 10^{17}, 10^{15.3} \text{ g s}^{-1}$ (maximum temperature $T_{\text{eff}} = 70\,000, 24\,000$ and $16\,000 \text{ K}$ respectively). The outer radii correspond to the position of the cooling front, i.e. to the radius where $T_{\text{eff}} \approx T_{\text{crit}}^+$. Here we chose 35, 14 and 3 R_{wd} ($2.45 \times 10^{10}, 9.8 \times 10^9$ and $2.1 \times 10^9 \text{ cm}$).

In all these spectra one can identify the Balmer lines (at 3970 Å, 4100 Å, 4340 Å, 4860 Å, 6560 Å) as well as the Paschen series and the Lyman lines.

Until now we have presented unconvolved “raw spectra” to show the direct output of the radiative transfer calculation. Figure 10 shows the comparison between the rest-frame spectra of an accretion disc in the UV part of the wavelengths and the same spectrum convolved with a Gaussian instrumental profile having a $FWHM$ of 1 Å sampled every 0.15 Å.

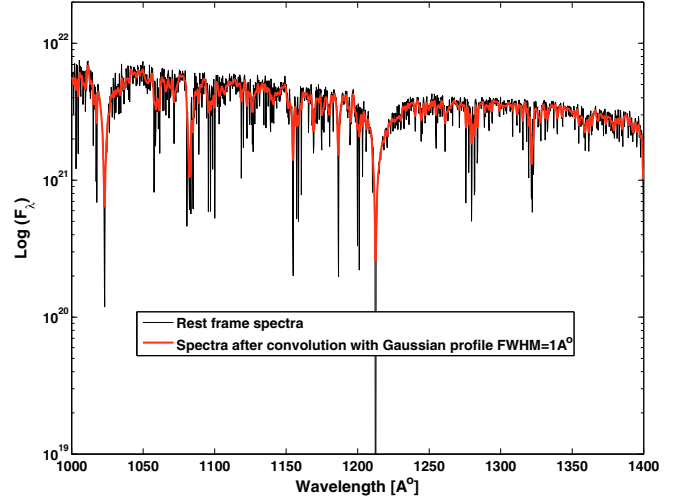


Fig. 10. Rest frame spectra (black) and spectra shown after convolution (red) with a Gaussian instrumental profile (see text for details). The parameters are the same as in Fig. 9 for $R_{\text{out}} = 35 R_{\text{wd}}$.

4.2. Comparison with the Wade and Hubeny (1998) accretion disc spectra

Wade & Hubeny (1998, hereafter WH) calculated with TLUSTDISK and SYNSPEC a large grid of far- and mid-ultraviolet spectra (850–2000 Å) of the integrated light from steady-state accretion discs in bright cataclysmic variables. These data have been used extensively in the recent years for studying the observed accretion disc spectra. In WH model the disc spectra are calculated in four steps. In the first step they calculate the vertical structure of concentric annuli, with each annulus behaving as an independent plane-parallel radiating slab. The energy balance is enforced between radiative losses at the disc surface and heat generation due to viscosity. Once the vertical structure of the annuli is obtained, the radiative transfer equation is solved to compute the local, rest-frame spectrum for each ring of the disc. In the third stage the rest-frame intensities are combined to generate an integrated disc spectrum, and in the fourth stage the monochromatic fluxes are convolved with a Gaussian instrumental broadening function and then re-sampled uniformly in wavelength. All the published WH models are for disc atmospheres which are optically thick and are viewed from a distance of 100 pc.

Wade & Hubeny (1998) also studied the effect of different instrumental resolutions (Gaussian $FWHM = 0.1, 1.0$ and 3.5 Å) of the UV spectrum. The $FWHM = 0.1 \text{ Å}$ corresponds to the resolution of the FUSE spectrometers whereas 3.5 Å corresponds to the HUT spectrometer. According to Wade & Hubeny (1998) the differences between the 0.1 Å and 1 Å were barely noticeable, and they applied a $FWHM$ of 1 Å for their calculations. Having confirmed their results we also have chosen instrumental broadening with $FWHM = 1 \text{ Å}$.

Figure 11 shows a comparison between the Wade & Hubeny (1998) accretion discs spectra (model cc and model y) and the spectra obtained with the present ILHS programme. The model parameters are: Model cc – $M_{\text{wd}} = 0.8 M_{\odot}$ and $\dot{M} = 3.16 \times 10^{-9} M_{\odot} \text{ yr}^{-1}$ and for model y – $M_{\text{wd}} = 1.21 M_{\odot}$ and $\dot{M} = 10^{-10} M_{\odot} \text{ yr}^{-1}$. We used the same number of rings.

The difficulty with comparing the two schemes lies in the formulation of the viscosity prescription. We are using the α prescription whereas WH define the viscosity coefficient through

the value of the Reynolds number of the flow, the vertical stratification being controlled by a parameter ζ (Kriz & Hubeny 1986). The relation between the two parameterizations of disc viscosity is rather complicated and non-local (see Hubeny & Hubeny 1998; Kromer et al. 2007). The relation between the viscosity parameter α and the Reynolds number R_e of Kriz & Hubeny (1986) can be written as

$$\alpha = \left(\frac{v_K}{c_s} \right)^2 R_e^{-1}, \quad (20)$$

where v_K is the Keplerian speed and c_s the speed of sound. The parameter ζ represents the vertical stratification of viscosity through:

$$\nu(z) = \left(\nu_0 \frac{\zeta}{\Sigma} \right)^\zeta, \quad (21)$$

to be compared with the ansatz $\nu(z) = \alpha P(z)$ used in our scheme.

We estimated that our $\alpha = 0.3$ should be roughly equivalent to the $Re = 5000$ and $\zeta = 2/3$ of WH but the correspondence between the two different descriptions of the viscosity mechanisms is not exact. Despite of that the two spectra are very similar and the small differences are in practice difficult to pinpoint. The comparison of the two methods presented in Idan et al. (2008) showed a rather serious difference around 1300 \AA : a clear absorption feature seen in Wade & Hubeny (1998) was missing in ILHS. After a careful study of both the code and the OP database we arrived to the conclusion that there is an error in the opacity data (silicon lines misplaced). This has been confirmed and corrected by Delahaye (private communication). Spectra in Fig. 11 have been calculated with the corrected opacity tables. Now both spectra show an absorption feature at 1300 \AA . The remaining differences most probably are due to the differences in the parametrization (and stratification) of viscosity.

5. Cold, quiescent dwarf-nova disc

According to the disc instability model, the disc in the quiescent phase of the dwarf-nova outburst is characterized by a low α and a low (quasi-constant) effective temperature. The effective temperature in the entire disc must be lower than the critical value (see Lasota 2001)

$$T_{\text{eff}}^- \approx 5800 \left(\frac{r}{10^{10} \text{ cm}} \right)^{-0.09} \text{ K} \quad (22)$$

and the critical midplane temperature in the quiescent state must be lower than³:

$$T_c^- \approx 9000 \alpha^{-0.13} \left(\frac{r}{10^{10} \text{ cm}} \right)^{-0.01} \text{ K}. \quad (23)$$

Both observations and models show that for most of the quiescence duration the effective temperature profile is roughly parallel to the critical one. Therefore as examples of spectra of quiescent dwarf-nova disc we calculated models with constant (with radius) effective temperature. In such non-equilibrium discs accretion rate is not constant but increases strongly ($\sim r^{2.7}$) with radius.

³ Whereas the fit critical of T_{eff} is accurate within few percent, the accuracy of the fit to the critical central temperature is no better than 20%. This explains the difference with the fits given in Lasota et al. (2008), which in addition contain typing errors. The formula in Eq. (A1) of this paper should read: $T_c^- = 8240 \alpha_{0.1}^{-0.14} R_{10}^{-0.08} M_1^{0.04} \text{ K}$.

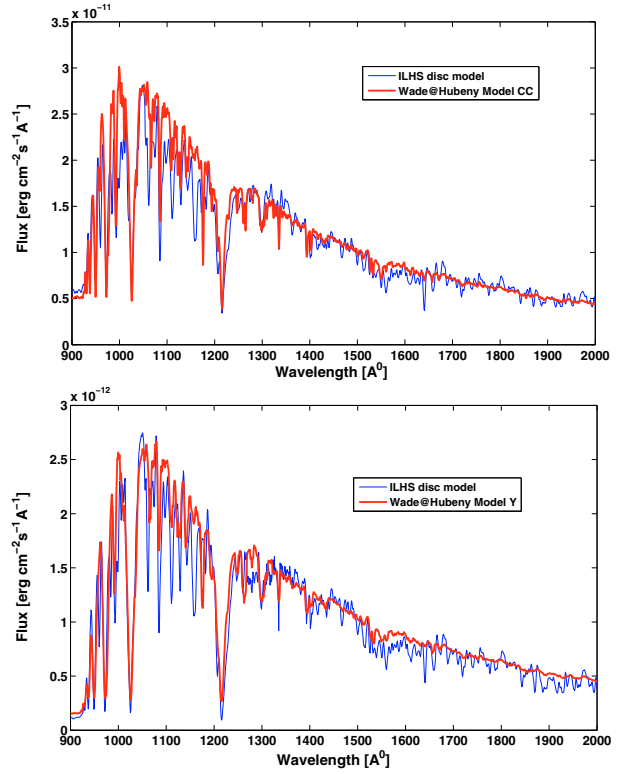


Fig. 11. Comparison with spectra calculated by (Wade & Hubeny 1998). Model cc (upper panel) and model y (lower panel) are compared with ILHS spectra calculated for $\alpha = 0.3$ and the same M_{wd} and \dot{M} as in Wade & Hubeny (1998). Both spectra are shown after convolution with a Gaussian instrumental profile.

Let us stress that low values of α (≤ 0.03) in quiescence are an essential ingredient of the DIM. This is because observations fix the value of the hot disc $\alpha(\text{hot})$ to ~ 0.2 (Smak 1999) and $\alpha(\text{hot})/\alpha(\text{cold}) \gtrsim 4 - 5$ is required since otherwise the model produces no dwarf-nova outbursts. Since according to the DIM the values of the critical surface densities (see Eq. (19)) are rather high and the values of α in quiescence must be rather low, the model requires quiescent discs to be optically thick, especially in their outer regions.

On this subject observations are at best ambiguous. For example, according to Littlefair et al. (2001) (confirmed by Copperwheat et al. 2009) optical observations of the quiescent dwarf nova IP Peg seem to suggest that the outer part of the disc in this system is optically thin. On the other hand Ribeiro et al. (2007) find that infrared observations imply an optically thick outer disc. On the other hand practically all observed dwarf-novae in quiescence have flat radial-temperature ($< 5000 \text{ K}$) profiles and strongly inward-decreasing accretion rate (Wood et al. 1986, 1989; Froning et al. 1999) in excellent agreement with the prediction of the DIM. The presence of strong emission lines is not an evidence for the optical thinness of the disc (Smak 1991) since they can be produced in a chromosphere above the disc. Also, as suggested by Vrielmann et al. (2002), the quiescent disc could be clumpy, with optically thin patches interspersed among optically thick greeks. In addition IP Peg shows strong emission lines also in outburst (Marsh & Horne 1990). The whole subject is therefore rather controversial (“based on current knowledge of such discs, optically thick regions might or might not be present”, according to Hynes et al. 2005) so that it is clearly very important to be able to model correctly and consistently the

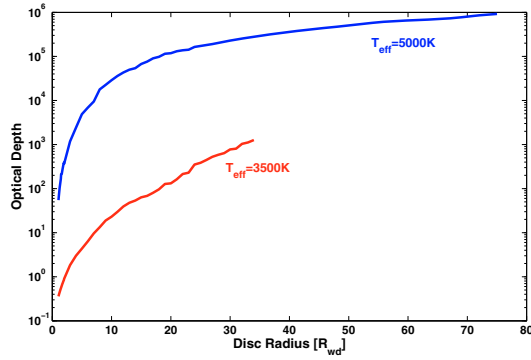


Fig. 12. The optical depth as function of the disc radii for disc models with $\alpha = 0.03$, $M_{\text{wd}} = 0.6 M_{\odot}$ and two values of effective temperatures $T_{\text{eff}} = 5000$ K, and $T_{\text{eff}} = 3500$ K. Above $35 R_{\text{wd}}$ the 3500 K disc is fully convective and its spectrum cannot be calculated by our method.

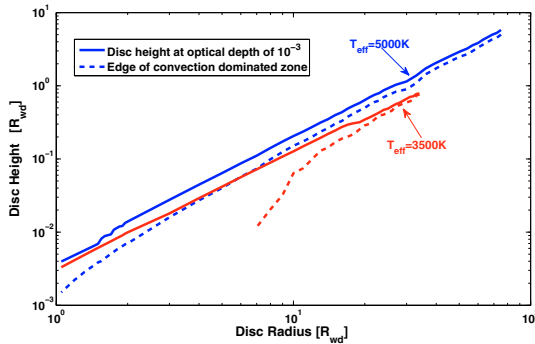


Fig. 13. The disc height at optical depth of 10^{-3} (solid line) and the height of the convection zone (dashed line) for two values of effective temperatures $T_{\text{eff}} = 5000$ K, and $T_{\text{eff}} = 3500$ K; ($\alpha = 0.03$, $M_{\text{wd}} = 0.6 M_{\odot}$).

emission spectra of quiescent dwarf novae if one wishes to solve this fundamental problem.

Here we present the first spectra calculated for self-consistent cold disc structures with $\alpha = 0.03$, $M_{\text{wd}} = 0.6 M_{\odot}$ and a constant effective temperature of 5000 and 3500 K (The second value corresponds to IP Peg in quiescence according to Ribeiro et al. 2007). The outer radius in the model was assumed to be $75 R_{\text{wd}}$.

The 5000 K quiescent disc is everywhere optically thick (Fig. 12); the optical depth in the outer regions reaching 10^6 . The disc is everywhere convection dominated. As shown above, the convective flux determines the vertical structure of cold accretion discs and obviously cannot be ignored through the part of the disc where the optical depth is larger than 5–10. The 3500 K disc is optically thin in its innermost regions but starting from $\sim 10 R_{\text{wd}}$ the optical depth $\tau > 10$ and reaches 10^4 at the outer edge. Figure 13 shows the extension of the convective zones for cold quiescent discs. The height of the disc corresponding to optical depth of 10^{-3} is marked with a solid line while the height of the convection zone (where the convective flux is equal to half of the viscous flux) is marked with a dashed line. As seen in this figure the depth of the convection-dominated zone increases with radius. For the 5000 K disc it almost reaches the base of the photosphere for $R \sim 75 R_{\text{wd}}$. The inner regions ($R \lesssim 7 R_{\text{wd}}$) of the 3500 K disc are radiative but at $35 R_{\text{wd}}$ the convection dominated zone reaches the photosphere. For larger disc radii the “leftover” radiative flux is too minuscule to be sensibly

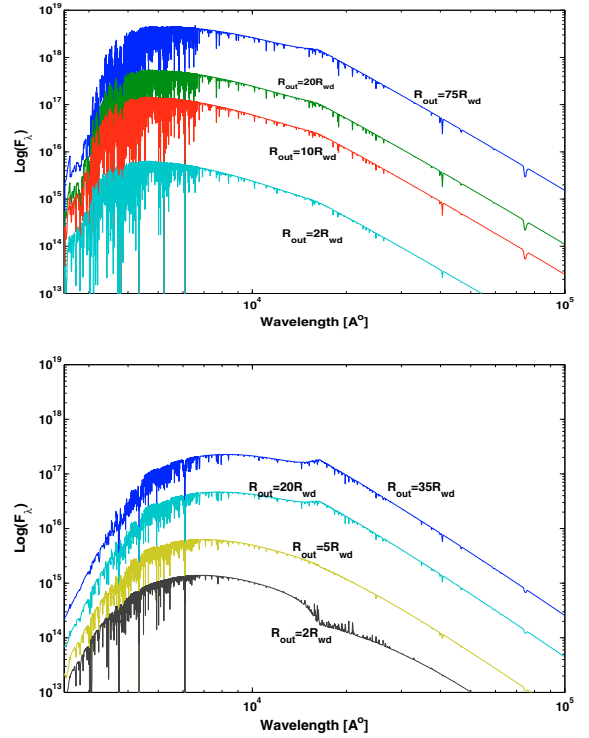


Fig. 14. The integrated disc spectrum as function of the outer disc radius for cold discs with $T_{\text{eff}} = 5000$ K (upper panel) and $T_{\text{eff}} = 3500$ K (lower panel); $\alpha = 0.03$, $M_{\text{wd}} = 0.6 M_{\odot}$, $R_{\text{wd}} = 8.5 \times 10^8$ cm.

included into the radiative transfer code. In any case assuming in the framework of the DIM the optical thinness of the outer disc is totally *ad hoc* and does not provide any understanding of the quiescence according to this model.

The total fluxes obtained for cold discs with an outer radius of $75 R_{\text{wd}}$ are shown in Figs. 14 and 15. The spectra in the range of 3000–10 000 Å are nearly flat as observed and no Balmer jump is present. As expected there is no significant contribution from the disc to the UV band. The 3500 K shows a Brackett jump in absorption, except for case when radiation comes from the innermost disc regions only; then the jump is in emission and weak emission lines are present in its vicinity. This reflects obviously the optical thinness of these regions but is unlikely to have observable consequences.

As mentioned above quiescent dwarf nova spectra often show strong and broad hydrogen and helium emission lines. The spectrum supposed to represent a cold dwarf-nova disc in Fig. 14 has only absorption line. The temperature in the photosphere of the cold disc are too low to produce emission lines. (As mentioned above, the emission lines we reported in Idan et al. 2008, were an artefact of insufficient resolution of the computational grid).

For low α s we were unable to produce a “corona” by the Shaviv & Wehrse (1986) instability. Apparently heating was always compensated by cooling even high in the disc atmosphere. Therefore it seems that to obtain emission lines one should take into account the effect of irradiation by the white dwarf (as suggested by Smak 1991). Kromer et al. (2007) have included disc irradiation in this context. They calculated spectra of an accretion disc in quiescence and in outburst attempting to reproduce observations of the dwarf-nova SS Cyg. Their model reproduces the hydrogen Balmer emission lines but this interesting result

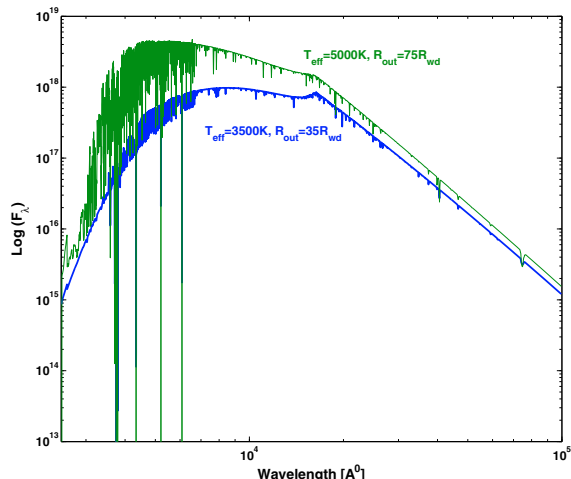


Fig. 15. The integrated disc spectrum for two low values of $T_{\text{eff}} = 5000$ and 3500 ($M_{\text{wd}} = 0.6 M_{\odot}$, $\alpha = 0.03$).

was obtained by assuming that the disc outer ring is optically thin. As reminded above such an assumption is in contradiction with the DIM results and, as well known, implies a value of the viscosity parameter $\alpha > 1$. Indeed, Kromer et al. (2007) assume in the outer ring a value of R_e ten time lower than in the rest of the disc. As shown by Idan et al. (1999), in a quiescent disc the requirement of optical thinness inevitably leads to high values of the viscosity parameter. Because of these arbitrary choices it is unclear what is the meaning of their results.

6. Conclusions

We have constructed a numerical code solving radiative transfer in accretion discs for a range of effective temperatures reaching values as low as 3000 K. As far as we know, our code is the only one taking into account convective energy transport, including the cases when convection is dominating the energy transport. At high temperatures, in the case of fully radiative accretion discs, our spectra are in a very satisfactory agreement with the calculations of Wade & Hubeny (1998) despite the different viscosity prescriptions respectively used. The α -viscosity prescription of our code is used in the Disc Instability Model and in general to characterize the structure of accretion discs.

Although our code includes convective energy transport it fails to account for important effects that have been successfully taken into account by other authors. For example we assume LTE, whereas the AcDC code (Nagel et al. 2004) describes the NLTE structures. These different approaches are therefore only milestones on the road towards a complete description of accretion disc emission. Unfortunately the main obstacle one will have to overcome is the persisting lack of a reliable description of the disc's "viscosity" stratification.

Our code has been designed to work in synergy with the DIM code of HMDLH. This goal has been achieved for most of the range of the relevant parameters. We find, in agreement with the predictions of the DIM, that quiescent dwarf-nova discs must be optically thick. In absence of spontaneously formed disc corona emission lines observed in quiescent dwarf-novae have to be the result of irradiation by the white dwarf (and the boundary layer) of an optically thick disc as suggested by Smak (1991).

In a subsequent article we will include the effects of limb darkening and produce a grid of disc spectra to be compared with observations of various types of cataclysmic variables and various phases of the dwarf-nova outburst cycle. In particular we will focus on the quiescence discs and the effect of the irradiation by the white dwarf and the formation of emission lines. Combining ILHS with the time dependent HMDLH code will provide a tool for the study of dwarf nova outburst cycles.

In particular it will be possible to compare observed quiescent dwarf nova spectra with the model spectra of cold non-equilibrium accretion discs and hot white dwarfs, instead of assuming (as in e.g. Urban & Sion 2006, and references therein) that the disc in such a state is hot and in equilibrium.

The structure of our code allows easy inclusion of various tabulated opacity data. In a future work we plan calculating spectra of helium discs and very cold discs in which molecular opacities are important.

Acknowledgements. We thank Franck Delahaye and Claude Zeppen for their valuable help with the OP opacities. We will miss the enlightening discussions with our late friend Reiner Wehrse and his always valuable suggestions. Discussions with Ivan Hubeny have been of great help. Some remarks by the referee of the first submitted version of this paper were also helpful. We thank the second referee for very constructive and useful comments. J.P.L. acknowledges support from the French Space Agency CNES and from Polish Ministry of Science and Higher Education within the project N N203 380336.

References

- Clarke, J. T., Bowyer, S., & Capel, D. 1984, *ApJ*, 287, 845
Copperwheat, C. M., Marsh, T. R., Dhillon, V. S., Littlefair, S. P., et al. 2010, *MNRAS*, 402, 1824
Demarque, P., & Guenther, D. B. 1991, in *Solar interior and atmosphere*, ed. Cox, A. N., Livingston, W. C. Matthews, M. S. (Tucson: Univ. Arizona Press), 1187
Fontaine, G., Graboske, H. C. Jr., & Van Horn, H. M. 1977, *ApJS*, 35, 293
Froning, C. S., Robinson, E. L., Welsh, W. F., & Wood, J. H. 1999, *ApJ*, 523, 399
Guzik, J. A., & Lebreton, Y. 1991, in *Solar interior and atmosphere*, ed. Cox, A. N., Livingston, W. C. Matthews, M. S. (Tucson: Univ. Arizona Press), 1235
Hameury, J.-M. 2002, *The Physics of Cataclysmic Variables and Related Objects*, 261, 377
Hameury, J.-M., Menou, K., Dubus, G., Lasota, J. -P., & Huré, J. M. 1998, *MNRAS*, 298, 1048
Hameury, J.-M., Lasota, J.-P., & Dubus, G. 1999, *MNRAS*, 303, 39
Hauschildt, P. H., Allard, F., Ferguson, J., Baron, E., & Alexander, D. R. 1999, *ApJ*, 525, 871
Hubeny, I. 1990, *ApJ*, 351, 632
Hubeny, I. 1991, *The 6th Institute d'Astrophysique de Paris (IAP) Meeting: Structure and Emission Properties of Accretion Disks*, IAU Coll., 129, 227
Hubeny, I., & Hubeny, V. 1998, *ApJ*, 505, 558
Hubeny, I., Lanz, T., & Jeffery, C. S. 1994, *Newsletter on Analysis of Astronomical Spectra (St Andrews Univ.)*, 20, 30
Hügelmeier, S. D., Dreizler, S., Hauschildt, P. H., et al. 2009, *A&A*, 498, 793
Hynes, R. I., Robinson, E. L., & Bitner, M. 2005, *ApJ*, 630, 405
Idan, I., Lasota, J. P., Hameury, J.-M., & Shaviv, G. 1999, *Phys. Rep.*, 311, 213
Idan, I., Lasota, J. P., Hameury, J.-M., & Shaviv, G. 2008, *New Astron. Rev.*, 51, 759
Kalkofen W., & Wehrse, R. 1984 *Methods in radiative transfer*, ed. W. Kalkofen (Cambridge University Press), 307
Kellermann, T., Nagel, T., Hammer, N. J., & Werner, K. 2005, *The Astrophysics of Cataclysmic Variables and Related Objects*, 330, 391
Kriz, S., & Hubeny, I. 1986, *Bull. Astron. Inst. Czechosl.*, 37, 129
Kromer, M., Nagel, T., & Werner, K. 2007, *A&A*, 475, 301
Kurucz, R. L. 1992, *Rev. Mex. Astron. Astrofis.*, 23, 45
Lasota, J.-P. 2001, *New Astron. Rev.*, 45, 449
Lasota, J.-P., Dubus, G., & Kruk, K. 2008, *A&A*, 486, 523
Littlefair, S. P., Dhillon, V. S., Marsh, T. R., & Harlafitis, E. T. 2001, *MNRAS*, 327, 475

- Marsh, T. R., & Horne, K. 1990, ApJ, 349, 593
- Min, M., Dullemond, C. P., Dominik, C., de Koter, A., & Hovenier, J. W. 2009, A&A, 497, 155
- Nagel, T., Dreizler, S., Rauch, T., & Werner, K. 2004, A&A, 428, 109
- Nauenberg, M. 1972, ApJ, 175, 417
- Orosz, J. A., & Wade, R. A. 2003, ApJ, 593, 1032
- Paczyński, B. 1969, Acta Astron., 19, 1
- Pringle, J. E., Verbunt, F., & Wade, R. A. 1986, MNRAS, 221, 169
- Ribeiro, T., Baptista, R., Harlaftis, E. T., Dhillon, V. S., & Rutten, R. G. M. 2007, A&A, 474, 213
- Schreiber, M. R., & Lasota, J.-P. 2007, A&A, 473, 897
- Shakura, N. I., & Sunyaev, R. A. 1973, A&A, 24, 337
- Shaviv, G., & Wehrse, R. 1986, A&A, 159, L5
- Shaviv, G., & Wehrse, R. 1991, A&A, 251, 117
- Shaviv, G., & Wehrse, R. 2005, A&A, 440, 13
- Smak, J. 1991, The 6th Institute d'Astrophysique de Paris (IAP) Meeting: Structure and Emission Properties of Accretion Disks, ed. C. Bertout, S. Collin-Souffrin, & J.-P. Lasota (Gif-sur-Yvette: Editions Frontieres), IAU Coll., 129, 247
- Smak, J. 1999, Acta Astron., 49, 391
- Urban, J. A., & Sion, E. M. 2006, ApJ, 642, 1029
- Vrielmann, S., Hessman, F. V., & Horne, K. 2002, MNRAS, 332, 176
- Wade, R. A., & Hubeny, I. 1998 ApJ, 509, 350
- Wehrse, R. 1981 MNRAS, 195, 553
- Warner, B. 1995, Cataclysmic Variable Stars (Cambridge: Cambridge University Press)
- Williams, G. 1983, ApJS, 53, 523
- Wood, J., Horne, K., Berriman, G., et al. 1986, MNRAS, 219, 629
- Wood, J. H., Horne, K., Berriman, G., & Wade, R. A. 1989, ApJ, 341, 974