



HAL
open science

Synthesis of Polysubstituted Ferrocenesulfoxides

Min Wen, William Erb, Florence Mongin, Yury S Halauko, Oleg A Ivashkevich, Vadim E Matulis, Thierry Roisnel

► **To cite this version:**

Min Wen, William Erb, Florence Mongin, Yury S Halauko, Oleg A Ivashkevich, et al.. Synthesis of Polysubstituted Ferrocenesulfoxides. *Molecules*, 2022, 27 (6), pp.1798. 10.3390/molecules27061798 . hal-03632094

HAL Id: hal-03632094

<https://hal.science/hal-03632094>

Submitted on 6 Apr 2022

HAL is a multi-disciplinary open access archive for the deposit and dissemination of scientific research documents, whether they are published or not. The documents may come from teaching and research institutions in France or abroad, or from public or private research centers.




L'archive ouverte pluridisciplinaire **HAL**, est destinée au dépôt et à la diffusion de documents scientifiques de niveau recherche, publiés ou non, émanant des établissements d'enseignement et de recherche français ou étrangers, des laboratoires publics ou privés.



Distributed under a Creative Commons Attribution 4.0 International License

Article

Synthesis of Polysubstituted Ferrocenesulfoxides

Min Wen ¹, William Erb ^{1,*} , Florence Mongin ¹ , Yury S. Halauko ^{2,*}, Oleg A. Ivashkevich ³, Vadim E. Matulis ⁴ and Thierry Roisnel ¹ 

¹ ISCR—Institut des Sciences Chimiques de Rennes-UMR CNRS 6226, Université de Rennes 1, F-35000 Rennes, France; min.wen@univ-rennes1.fr (M.W.); florence.mongin@univ-rennes1.fr (F.M.); thierry.roisnel@univ-rennes1.fr (T.R.)

² UNESCO Chair of Belarusian State University, 4 Nezavisimosti Av., 220030 Minsk, Belarus

³ Laboratory for Chemistry of Condensed Systems, Research Institute for Physical Chemical Problems of Belarusian State University, 14 Leningradskaya St., 220030 Minsk, Belarus; ivashkevich@bsu.by

⁴ Department of Inorganic Chemistry, Belarusian State University, 4 Nezavisimosti Av., 220030 Minsk, Belarus; matulisvad@bsu.by

* Correspondence: william.erb@univ-rennes1.fr (W.E.); hys@tut.by (Y.S.H.)

Abstract: The purpose of the study is to design synthetic methodologies, especially directed deprotonation using polar organometallic reagents, to access polysubstituted ferrocenesulfoxides. From enantiopure 2-substituted (SiMe₃, PPh₂) *S*-*tert*-butylferrocenesulfoxides, a third substituent was first introduced at the 5 position (SiMe₃, I, D, C(OH)Ph₂, Me, PPh₂, CH₂NMe₂, F) and removal of the trimethylsilyl group then afforded 2-substituted ferrocenesulfoxides unreachable otherwise. Attempts to apply the “halogen dance” reaction to the ferrocenesulfoxide series led to unexpected results although rationalized in light of calculated pK_a values. Further functionalizations were also possible. Thus, new enantiopure, planar chiral di- and trisubstituted ferrocenes have been obtained, in addition to several original 2-substituted, 2,3- and 2,5-disubstituted, 2,3,5-trisubstituted and even 2,3,4,5-tetrasubstituted ferrocenesulfoxides, also enantiopure.

Keywords: ferrocene; sulfoxide; deprotonative metalation; chiral directing group; CH acidity; stereoselectivity; one-pot synthesis



Citation: Wen, M.; Erb, W.; Mongin, F.; Halauko, Y.S.; Ivashkevich, O.A.; Matulis, V.E.; Roisnel, T. Synthesis of Polysubstituted Ferrocenesulfoxides. *Molecules* **2022**, *27*, 1798. <https://doi.org/10.3390/molecules27061798>

Academic Editor: Victor Mamane

Received: 21 February 2022

Accepted: 5 March 2022

Published: 9 March 2022

Publisher’s Note: MDPI stays neutral with regard to jurisdictional claims in published maps and institutional affiliations.



Copyright: © 2022 by the authors. Licensee MDPI, Basel, Switzerland. This article is an open access article distributed under the terms and conditions of the Creative Commons Attribution (CC BY) license (<https://creativecommons.org/licenses/by/4.0/>).

1. Introduction

During the last decades, the sulfoxide group (of general formula RSOR’) has attracted the interest of chemists because of its good accessibility and specific reactivity [1–10]. An additional feature of sulfoxides lies in their chirality (when R ≠ R’) which can be used to control the stereochemical outcome of many transformations [11]. This was well exploited in the synthesis of many natural products and pharmaceutical agents [12,13], and significant developments of sulfoxides as chiral ligands for asymmetric catalysis also deserve to be mentioned [14–19].

Since the discovery of their parent compound in 1952 [20,21], ferrocenes have established themselves as one of the most important families of organometallics. These three-dimensional compounds in which the iron is surrounded by two cyclopentadienyl rings are often stable to air, water, heat and light, and also exhibit a reversible redox behavior. Therefore, they can bring specific physical and chemical properties to the molecules in which they are included [22]. Thus, they have found many applications in fields such as catalysis [23–25], medicinal chemistry [26–28], and material science [29,30].

While the first ferrocene sulfoxide was reported in 1964 [31], the first stereopure members of this family were obtained 20 years later by the diastereoselective oxidation of sulfide derivatives of Ugi’s amine [32,33]. However, it was only from 1993 that the key methodologies to access enantiopure ferrocene sulfoxides and convert them by diastereoselective deprotonation were developed, in particular by Kagan and co-workers [34,35]. 4-Tolylsulfanyl [36–38] and *tert*-butylsulfanyl [39] have been mainly employed as directing

groups for this purpose, and then transformed in various ways such as reduction to sulfides [36,40,41], oxidation to sulfones [42], sulfoxide/lithium exchange [36] followed by trapping [37,38], or simple removal [39].

Through the years, these reactions allowed the synthesis of many 2-substituted ferrocenesulfoxides. However, examples of more substituted derivatives are scarce. In 2004, inspired by the work of Ugi's group [32,33], Nicolosi and co-workers prepared a stereopure 2,5-disubstituted ferrocenesulfoxide by the diastereoselective oxidation of (*R,S_P*)-2-(*tert*-butylthio)- α -(dimethylamino)ethylferrocene [33,43] followed by deprotolithiation and electrophilic trapping [39] (Figure 1a). In 2006, Top, Jaouen, and co-workers instead used Kagan's acetal to access a stereopure 2,5-disubstituted ferrocenesulfoxide by successive introduction of sulfoxide and stannane functions [38] (Figure 1b). A trimethylsilyl group can also be employed to protect the privileged deprotonation site next to the acetal, and thus allow the introduction of sulfoxide and stannane functions on the other side [38] (Figure 1c).

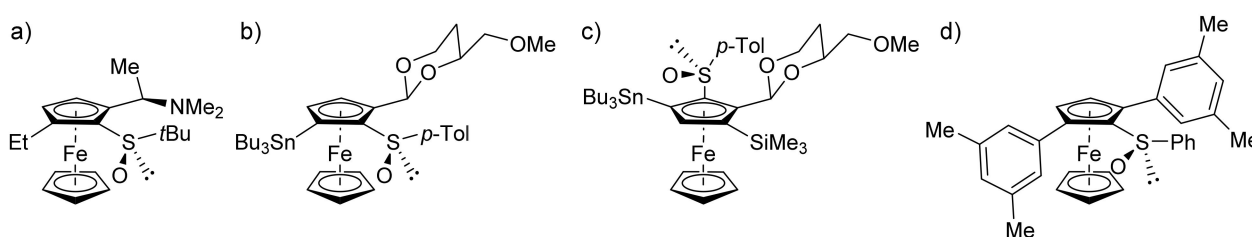


Figure 1. Polysubstituted ferrocenesulfoxides already reported by the groups of (a) Nicolosi, (b,c) Top and Jaouen, and (d) Tokitoh.

In the examples above, the deprotolithiation always occurred on the side toward which the oxygen of the sulfoxide directing group is pointed. In 2012, Tokitoh's group showed that an *S*-phenylsulfinyl group could direct an initial deprotonation-trapping sequence before being converted to the *R*-phenylsulfinyl, able to direct the functionalization on the other side, leading to a stereopure 2,5-disubstituted ferrocenesulfoxide [44,45] (Figure 1d). During the synthesis of enantiopure ferrocene-1,2-disulfoxides that we recently reported, we showed that these reduction/oxidation steps could be avoided by adapting the reaction conditions [46]. This possibility of realizing the direct functionalization of the unfavorable position next to the sulfoxide has here been applied to the synthesis of many original derivatives, otherwise unreachable.

2. Results and Discussion

2.1. In Search of an Effective Protecting Group to Functionalize the Unfavorable Position Adjacent to the Sulfoxide

In order to obtain the required 2-substituted ferrocenesulfoxides, (*S*)-*S*-*tert*-butylferrocenesulfoxide (**S-FcSO*t*Bu**) was prepared by reacting ferrocenyllithium [47] with (*S,S*)-2,2-diphenyl-1,2-dihydroxypropyl 2-*O*-*tert*-butylsulfinate [34]. (*R*)-*S*-*tert*-Butylferrocenesulfoxide (**R-FcSO*t*Bu**) was prepared according to a modified reported procedure [48]. Finally, racemic *S*-*tert*-butylferrocenesulfoxide (**rac-FcSO*t*Bu**) was obtained by oxidation of (*tert*-butylthio)ferrocene [49] (see Materials and Methods).

In 2014, Šebesta rationalized the diastereoselective deprotolithiation of *S*-(4-tolyl)ferrocenesulfoxide by lithium amide by using DFT calculations [50]. However, to our knowledge, a related study has never been reported starting from *S*-*tert*-butylferrocenesulfoxide. Therefore, to explain the diastereoselectivity observed during the deprotolithiation of this substrate, we compared the thermodynamic acidity of different hydrogen atoms of the cyclopentadienyl ring. Since the pK_a values of (*S*)-*S*-*tert*-butylferrocenesulfoxide (**S-FcSO*t*Bu**) have never been determined, they were calculated within the DFT framework (see Section 3.12 for details), as we had already done for other substrates [51–54]. For free **S-FcSO*t*Bu**, the position closest to the sulfinyl oxygen has the largest pK_a value (Figure 2a),

which contradicts the results of deprotonation of *S*-FcSO*t*Bu. This indicates that, as already observed with ketone directing groups [55], the coordination of the sulfinyl oxygen to lithium has a significant effect on deprotonation [50] since it can lead to transition states (and lithiated products) stabilized by the formation of cyclic structures involving a lithium ion. To account for this effect, we performed pK_a calculations for the complex *S*-FcSO*t*Bu·LiNMe₂, in which the sulfinyl oxygen is coordinated to the lithium ion of a base, resulting in a 3–4 unit decrease in pK_a values (Figure 2b). At the same time, for the positions close to the sulfinyl group, the anions generated can be stabilized by the formation of cyclic structures involving a lithium ion. For the position closest to the sulfinyl oxygen, the formation of such an anionic cyclic structure leads to a decrease in pK_a of more than 11 units compared to the free *S*-FcSO*t*Bu (Figure 2c). The formation of a similar anionic structure with the other position next to the sulfinyl requires the rotation of the bulky *tert*-butyl moiety out of its *exo* position (Figure 2d). However, our calculations showed that the energy costs for such a rotation overcome the energy gain due to the formation of a cyclic anionic structure. As a consequence, the calculated pK_a value (34.8; Figure 2d) is slightly higher than in the case of the formation of an anion in which *t*Bu remains in the *exo* position (34.2; Figure 2b). Thus, the sulfinyl oxygen directs the deprotonation only at one of the two neighboring sites, leading to a stabilized cyclic structure involving a lithium ion in which the bulky part of the sulfinyl (here *t*Bu) remains in the *exo* position, in agreement with the experimental results.

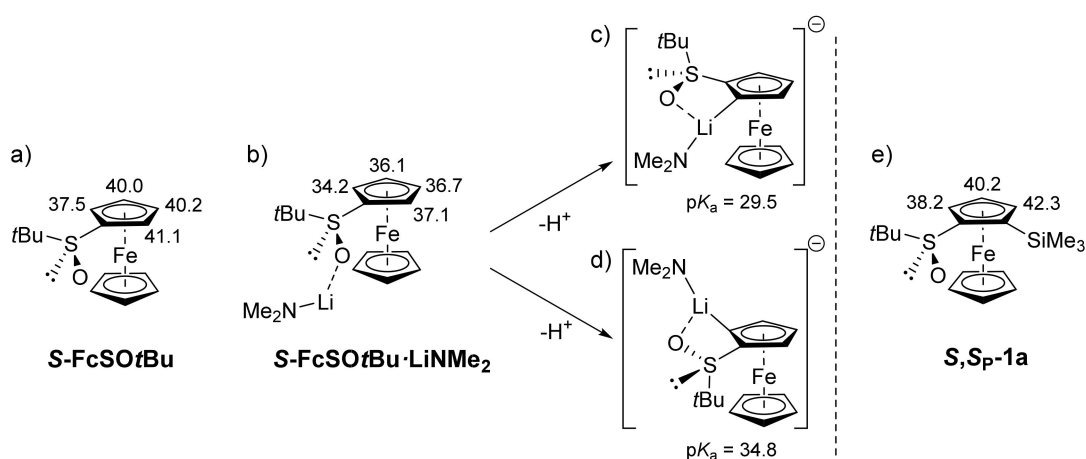


Figure 2. Selected calculated pK_a values of (a) *S*-FcSO*t*Bu, (b) its complex with LiNMe₂, and (c,d) the corresponding anions; (e) selected calculated pK_a values of *S*,*S*_P-1a.

The required 2-substituted derivatives of *S*-*tert*-butylferrocenesulfoxides were prepared, in the majority of cases, by treating the substrate with *n*-butyllithium in tetrahydrofuran (THF) at room temperature (rt) for 1 h before the interception by the electrophile (*Method A*) [34]. Under these conditions, the expected derivatives **1** (substituted on the position closest to the oxygen side of the sulfinyl) were isolated with good yields, whether by trapping with chlorotrimethylsilane (Table 1, entries 1–2), iodine (entries 3 and 4), heavy water (entry 5) and iodomethane (entry 6). The use of *tert*-butyllithium (1.5 equiv), this time at -80 °C (*Method B*) [56,57] in order to avoid decomposition of THF and consequent formation of undesirable products during the trapping step, difficult to separate, has also proved to be suitable for carrying out the deprotonation step; after quenching, the expected phosphine (entry 7) and stannane (entry 8) were isolated in high yields.

Table 1. Deprotometalation of *S-tert*-butylferrocenesulfoxides followed by electrophilic trapping.

Method A:
(1) *n*BuLi (1.2 equiv), THF, rt, 1 h
(2) Electrophile, 0 °C to rt

or **Method B:**
(1) *t*BuLi (1.5 equiv), THF, −80 °C, 1.5 h
(2) Electrophile, −80 °C to rt

Entry	Substrate	Method	Electrophile ¹	Product 1, Yield (%) ²
1	<i>S</i> -FcSO <i>t</i> Bu	A	ClSiMe ₃	<i>S,S</i> <i>P</i> -1a, 89
2	<i>rac</i> -FcSO <i>t</i> Bu			<i>R,R</i> <i>P</i> / <i>S,S</i> <i>P</i> -1a, 88
3	<i>S</i> -FcSO <i>t</i> Bu	A	I ₂	<i>S,R</i> <i>P</i> -1b, 85
4	<i>rac</i> -FcSO <i>t</i> Bu			<i>R,S</i> <i>P</i> / <i>S,R</i> <i>P</i> -1b, 84
5	<i>S</i> -FcSO <i>t</i> Bu	A	D ₂ O	<i>S,S</i> <i>P</i> -1c, 98 (95% D)
6	<i>S</i> -FcSO <i>t</i> Bu	A	IMe	<i>S,S</i> <i>P</i> -1d, 62
7	<i>S</i> -FcSO <i>t</i> Bu	B	ClPPh ₂	<i>S,S</i> <i>P</i> -1e, 92
8	<i>S</i> -FcSO <i>t</i> Bu	B	ClSnBu ₃	<i>S,R</i> <i>P</i> -1f, 95

¹ See the Materials and Methods section for more details on the electrophilic trapping and subsequent hydrolysis.

² Yields are given after purification, as described in Materials and Methods.

Deprotometalation of 2-substituted *S-tert*-butylferrocenesulfoxides is not favorable because the oxygen of the sulfinyl group of these compounds is now directed to the substituent and not to the neighboring free site. However, we have recently shown, using (*S,S**P*)-*S-tert*-butyl-2-(phenylthio)ferrocenesulfoxide, that *Method A* is appropriate for such a functionalization [46]. Therefore, we applied these conditions to **1a**, a compound that benefits from *pK_a* values close to those of *S*-FcSO*t*Bu (Figure 2e) and that contains an easily removable trimethylsilyl protecting group.

This worked satisfactorily since, after interception with chlorotrimethylsilane (Table 2, entries 1 and 2), iodine (entries 3 and 4) or heavy water (entry 5), the corresponding trisubstituted derivatives **2a** were obtained with yields ranging from 63 to 88%. By applying *Method B* followed by trapping by benzophenone at *S,S**P*-1a, the expected derivative **2ag** was also obtained, although with a moderate yield of 35% (entry 6). This last result seems to indicate that a contact of 1.5 h with *tert*-butyllithium at −80 °C is not sufficient to efficiently generate the lithiated intermediate; this is consistent with the lower reactivity predicted for the 2-substituted *S-tert*-butylferrocenesulfoxides.

As diphenylphosphino has already been used as a protecting group in the ferrocene series [58], we here explored this ability and tested *Method A* on the substrate *S,S**P*-1e. Under these conditions, after iodolysis, the product **2eb** was isolated as phosphine oxide with a moderate 40% yield (entry 7). However, when the reaction was performed by using lithium 2,2,6,6-tetramethylpiperidide (LiTMP) at −80 °C for 1 h (*Method C*) before adding chlorotrimethylsilane as an electrophile, the expected ferrocene silane **2ea** was formed

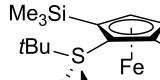

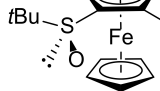
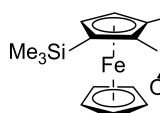
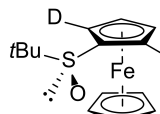
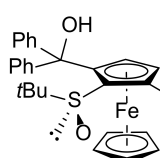
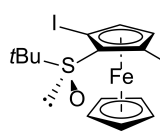
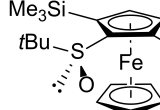
in 70% yield (entry 8). This better result could be explained by the higher compatibility of this electrophile toward hindered lithium amide, making it possible to shift the supposedly equilibrated deprotolithiation reaction by in situ trapping toward the formation of the silane [59]. Indeed, *Method C* proved to be unsuitable in the case of electrophiles incompatible with LiTMP, such as iodine.

Table 2. Deprotometalation of 2-substituted *S-tert*-butylferrocenesulfoxides followed by electrophilic trapping.

Method A:
(1) *n*BuLi (1.2 equiv), THF, rt, 1 h
(2) Electrophile, 0 °C to rt

or **Method B:**
(1) *t*BuLi (1.5 equiv), THF, −80 °C, 1.5 h
(2) Electrophile, −80 °C to rt

or **Method C:**
(1) LiTMP (1.5 equiv), THF, −80 °C, 1 h
(2) Electrophile, −80 °C to rt

Entry	Substrate 1 (E)	Method	Electrophile ¹	Product 2, Yield (%) ²
1	<i>S,S</i> P-1a (SiMe ₃)	A	ClSiMe ₃	 <i>S,S</i> 2aa , 80
2	<i>R,R</i> / <i>S,S</i> P-1a (SiMe ₃)			 <i>rac</i> - 2aa , 63
3	<i>S,S</i> P-1a (SiMe ₃)	A	I ₂	 <i>S,S</i> P-2ab , 78
4	<i>R,R</i> P-1a (SiMe ₃)			 <i>R,R</i> P-2ab , 77
5	<i>S,S</i> P-1a (SiMe ₃)	A	D ₂ O	 <i>S,S</i> P-2ac , 98 (90% D)
6	<i>S,S</i> P-1a (SiMe ₃)	B	Ph ₂ CO	 <i>S,S</i> P-2ag , 35 ³
7	<i>S,S</i> P-1e (PPh ₂)	A	I ₂	 <i>S,S</i> P-2eb , 40 ⁴
8	<i>S,S</i> P-1e (PPh ₂)	C	ClSiMe ₃	 <i>S,S</i> P-2ea , 70

¹ See the Materials and Methods section for more details on the electrophilic trapping and subsequent hydrolysis.

² Yields are given after purification, as described in Materials and Methods. ³ *S,S***P-1a** was recovered in 40% yield.

⁴ Presumed degradation as no *S,S***P-1e** was recovered in this case.

Finally, we tested tributylstannyl as a protecting group [60–62] in the ferrocenesulfoxide series by reacting the substrate *S,R***P-1f** with LiTMP at temperatures between −80 and −30 °C. However, all attempts were unsuccessful, even when chlorotrimethylsilane was employed as an in situ trap.

Before going further in the functionalization of ferrocene sulfoxides, we wanted to know if the approach developed here to access 2,5-disubstituted *S*-*tert*-butylferrocenesulfoxides could be extended to the synthesis of their *S*-(4-tolyl) counterparts. Indeed, the later replacement of 4-tolylsulfinyl offers more prospects than that of *tert*-butylsulfinyl, in particular by sulfoxide/lithium exchange [36–38]. For this purpose, (4-tolylthio)ferrocene was oxidized to racemic *S*-(4-tolyl)ferrocenesulfoxide (*rac*-FcSO-*p*-Tol) while (*S*)-*S*-(4-tolyl)ferrocenesulfoxide (*S*-FcSO-*p*-Tol) was prepared as previously reported [46].

Since *S*-(4-tolyl)ferrocenesulfoxides are subject to sulfoxide/lithium exchange in the presence of alkylolithiums, their deprotonation requires a lithium amide. While lithium diisopropylamide (LiDA) is generally used for this purpose [34,35], we have recently shown that the stronger LiTMP [63] is equally or even more suitable [46]. We therefore prepared the 2-silylated derivative by reacting *rac*-FcSO-*p*-Tol with LiTMP (1.2 equiv) in THF at $-80\text{ }^{\circ}\text{C}$ before trapping the lithiated intermediate with chlorotrimethylsilane (Table 3, entry 1). By increasing the amount of base to 1.5 equiv in order to improve the yield, we obtained the expected product (43% yield) but also isolated the disilylated derivative *rac*-3a' (19% yield; entry 2). The formation of the latter shows that the sulfoxide of the first is capable of directing a second deprotonation toward a neighboring position located on the tolyl group. Using iodine, an electrophile capable of instantaneously quenching the excess of LiTMP employed, no deprotonation on the tolyl ring was observed (entries 3 and 4), and the monoiodinated product was obtained in up to 81% yield. From *S*-FcSO-*p*-Tol, it was even possible to increase the amount of base to 2 equiv in the case of deuteriolysis (conc. DCl) with a similar result (entry 5).

Table 3. Deprotometalation of racemic *S*-(4-tolyl)ferrocenesulfoxide (*rac*-FcSO-*p*-Tol) or (*S*)-*S*-(4-tolyl)ferrocenesulfoxide (*S*-FcSO-*p*-Tol) followed by electrophilic trapping.

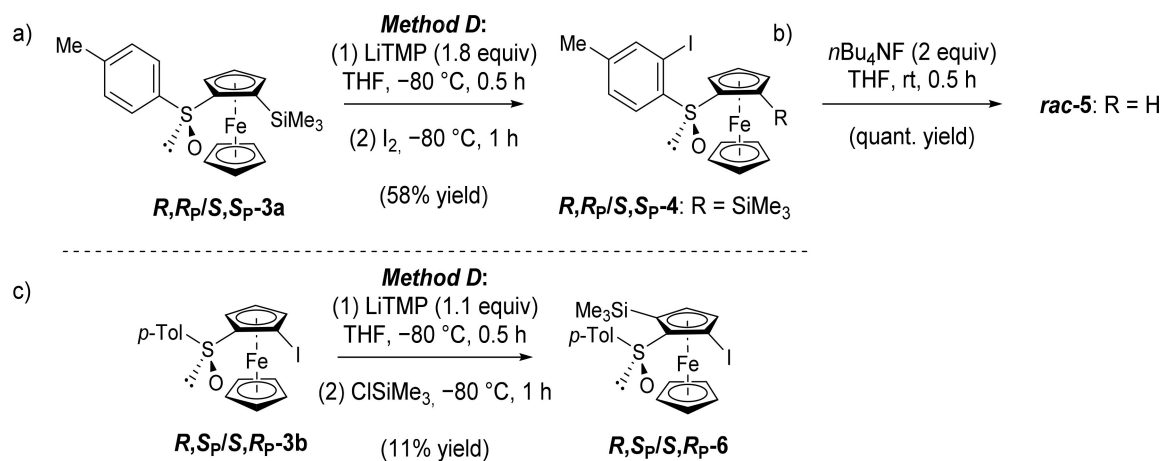
Method D:

$\text{FcSO-}p\text{-Tol} \xrightarrow[\text{(2) Electrophile, } -80\text{ }^{\circ}\text{C, 1 h}]{\text{(1) LiTMP (n equiv), THF, } -80\text{ }^{\circ}\text{C, 0.5 h}}$

Entry	Substrate	n Equiv	Electrophile ¹	Product 3, Yield (%) ²
1	<i>rac</i> -FcSO- <i>p</i> -Tol	1.2	ClSiMe ₃	<i>R,R</i> _p / <i>S,S</i> _p -3a, 61
2	<i>rac</i> -FcSO- <i>p</i> -Tol	1.5	ClSiMe ₃	<i>R,R</i> _p / <i>S,S</i> _p -3a, 43
				<i>R,R</i> _p / <i>S,S</i> _p -3a', 19
3	<i>rac</i> -FcSO- <i>p</i> -Tol	1.1	I ₂	<i>R,S</i> _p / <i>S,R</i> _p -3b, 51 ³
4	<i>rac</i> -FcSO- <i>p</i> -Tol	1.5	I ₂	<i>R,S</i> _p / <i>S,R</i> _p -3b, 81
5	<i>S</i> -FcSO- <i>p</i> -Tol	2	DCl/D ₂ O	<i>S,S</i> _p -3c, quant. (80% D)

¹ See the Materials and Methods section for more details on the electrophilic trapping and subsequent hydrolysis. ² Yields are given after purification, as described in Materials and Methods. ³ *rac*-FcSO-*p*-Tol was recovered in 20% yield.

Even though the competitive formation of a disilylated product during deprotonation-trapping from *rac*-FcSO-*p*-Tol was hardly engaging (Table 3, entry 2), we attempted a similar reaction from *R,R*_P/*S,S*_P-3a by using iodine as an electrophile (Scheme 1a). As feared, the sulfoxide directed the reaction toward the tolyl group, a result evidenced by the formation of the corresponding iodinated derivative *R,R*_P/*S,S*_P-4. Cleavage of the silyl group quantitatively led to *S*-(2-iodo-4-tolyl)ferrocenesulfoxide (*rac*-5) from which derivatives of interest could be prepared (Scheme 1b).



Scheme 1. Unsuccessful attempts to access 2,5-disubstituted *S*-(4-tolyl)ferrocenesulfoxides.

Our objective being here to access 2,5-disubstituted *S*-(4-tolyl)ferrocenesulfoxides, we tested in the same way *R,S*_P/*S,R*_P-3b which bears an electron-withdrawing iodine that should promote the deprotonation on the ferrocene ring. However, after subsequent trapping with chlorotrimethylsilane, the expected product *R,S*_P/*S,R*_P-6 was only isolated in a low 11% yield due to a high recovery (80%) of the starting material (Scheme 1c). By introducing chlorotrimethylsilane before the base, in order to displace by in situ trapping the supposedly equilibrated deprotonation reaction toward the formation of the silane [59], the substrate *R,S*_P/*S,R*_P-3b was completely recovered. These unsuccessful experiments led us to abandon the *S*-(4-tolyl)ferrocenesulfoxide route and turn again to *S*-(*tert*-butyl)ferrocenesulfoxides.

In order to shorten the procedure to access the 2,5-disubstituted *S*-*tert*-butylferrocenesulfoxides, we decided to attempt a one-pot deprotonation-trimethylsilylation-deprotonation-electrophilic trapping sequence from the enantiopure *S*-*tert*-butylferrocenesulfoxides. Three 2,5-disubstituted *S*-*tert*-butylferrocenesulfoxides already prepared above (*S,S*_P-2ab, *R,R*_P-2ab and *S,S*_P-2ag; see Table 1, entries 1 and 2, and Table 2, entries 3, 4, and 6) were thus obtained in good yields, especially considering the number of steps (Table 4, entries 1, 2 and 5). Additionally, original derivatives of *S*-FcSO*t*Bu were also prepared by using iodomethane (entry 3), chlorodiphenylphosphine (entry 4), Eschenmoser's salt (entry 6), and *N*-fluorobenzenesulfonylimide (NFSI; entry 7) as the second electrophiles.

Table 4. One-pot deprotolithiation-trimethylsilylation-deprotolithiation-electrophilic trapping sequence from *S*-*tert*-butylferrocenesulfoxides.

Method E:
 (1) *n*BuLi (1.1 equiv), THF, rt, 1 h
 (2) ClSiMe₃, rt, 1 h
 (3) *n*BuLi (1.5 equiv), rt, 1 h
 (4) Electrophile, 0 °C to rt

Entry	Substrate	Electrophile ¹	Product 2, Yield (%) ²
1	<i>S</i> -FcSOtBu	I ₂	<i>S,S</i> _p -2ab, 83 ³
2	<i>R</i> -FcSOtBu		<i>R,R</i> _p -2ab, 53
3	<i>S</i> -FcSOtBu	IMe	<i>S,S</i> _p -2ad, 74
4	<i>S</i> -FcSOtBu	ClPPh ₂	<i>S,R</i> _p -2ae, 48
5	<i>S</i> -FcSOtBu	Ph ₂ CO	<i>S,S</i> _p -2ag, 51
6	<i>S</i> -FcSOtBu	CH ₂ =NMe ₂ I	<i>S,S</i> _p -2ah, 66 ⁴
7	<i>S</i> -FcSOtBu	NFSI	<i>S,S</i> _p -2ai, 67

¹ See the Materials and Methods section for more details on the electrophilic trapping and subsequent hydrolysis.

² Yields are given after purification, as described in the Materials and Methods section. ³ Yield after subsequent desilylation. ⁴ (*S,S*_p)-*S*-*tert*-Butyl-2-formyl-5-(trimethylsilyl)ferrocenesulfoxide (*S,S*_p-2ah') was also isolated in 23% yield; this compound might be formed from *S,S*_p-2ah during the work-up in the air.

Interestingly, removal of the trimethylsilyl group from these 2,5-disubstituted *S*-*tert*-butylferrocenesulfoxides **2** can lead to 2-substituted *S*-*tert*-butylferrocenesulfoxides **1**, diastereoisomers of those obtained by the direct deprotometalation-trapping from *S*-*tert*-butylferrocenesulfoxides. This desilylation was easily achieved by using tetrabutylammonium fluoride (TBAF; 2 equiv) in THF at rt [64], providing novel 2-substituted derivatives of *S*-*tert*-butylferrocenesulfoxides in high yields (Table 5, entries 1–5). From the *S*-*tert*-butyl-2,5-bis(trimethylsilyl)ferrocenesulfoxides **2aa**, reducing the amount of TBAF to 1 equiv in order to avoid bis-desilylation selectively afforded the product monodesilylated on the side of the sulfur lone pair (entries 6 and 7). Therefore, its diastereoisomer (*S,R*_p)-*S*-*tert*-butyl-2-(trimethylsilyl)ferrocenesulfoxide (*S,R*_p-1a) cannot be reached by this approach. To

our knowledge, there is no precedent on the topic. However, this result seems to suggest that the oxygen of the *tert*-butylsulfinyl group prevents to some extent an attack of the trimethylsilyl group by the fluoride.

Table 5. Desilylation of 2,5-disubstituted *S*-*tert*-butylferrocenesulfoxides.

Entry	Substrate 2 (E)	Product 1, Yield (%) ¹
1	<i>R,R</i> _P -2ab (I)	<i>R,R</i> _P -1b, 83
2	<i>S,S</i> _P -2ac (D)	<i>S,R</i> _P -1c, 60
3	<i>S,S</i> _P -2ad (Me)	<i>S,R</i> _P -1d, quant.
4	<i>S,S</i> _P -2ah (CH ₂ NMe ₂)	<i>S,R</i> _P -1h, quant.
5	<i>S,S</i> _P -2ai (F)	<i>S,R</i> _P -1i, quant.
6 ²	<i>S</i> -2aa (SiMe ₃)	<i>S,S</i> _P -1a, 78
7 ²	<i>rac</i> -2aa (SiMe ₃)	<i>S,S</i> _P / <i>R,R</i> _P -1a, 67

¹ Yields are given after purification, as described in the Materials and Methods section. ² 1 equiv of *n*Bu₄NF was used in this case.

2.2. Attempts to Apply the “Halogen Dance” Reaction to the Ferrocenesulfoxide Series

The “halogen dance” is a reaction in which halogen-substituted aromatics are isomerized [65–73]. Requiring a hindered lithium amide such as LiTMP, the reaction is driven by the stability of the arylmetal formed. As evidenced in the ferrocene series in the 2010s [60,74], it has since evolved to currently represent a valuable synthetic tool [51–54,64,75–78]. In the continuity of this work, we sought to implement this reaction by using the sulfoxide as a stabilizing/directing group and the trimethylsilyl as a protecting group. The p*K*_a values calculated for the complexes between 2- and 3-iodinated *S*-*tert*-butylferrocenesulfoxides and LiNMe₂ seem to indicate that the *S,S*_P (or *R,R*_P) stereoisomer would only be a suitable substrate after the protection of the free position next to the sulfoxide (Figure 3a,b). Indeed, as the position activated by the sulfoxide is the most acidic for both *S,S*_P-1b·LiNMe₂ and its isomerized derivative, a migration is not expected without protection. Regarding the *S,R*_P (or *R,S*_P) stereoisomer, the p*K*_a values indicate that this substrate could be tested protected or even as is (Figure 3c,d).

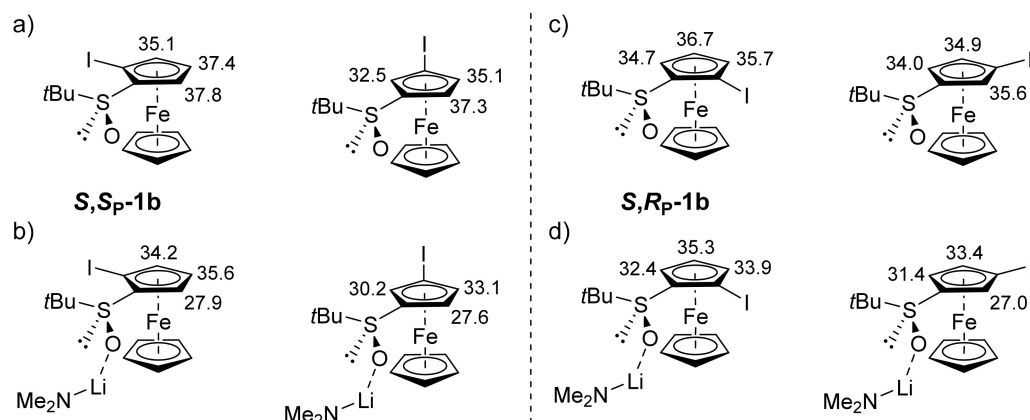
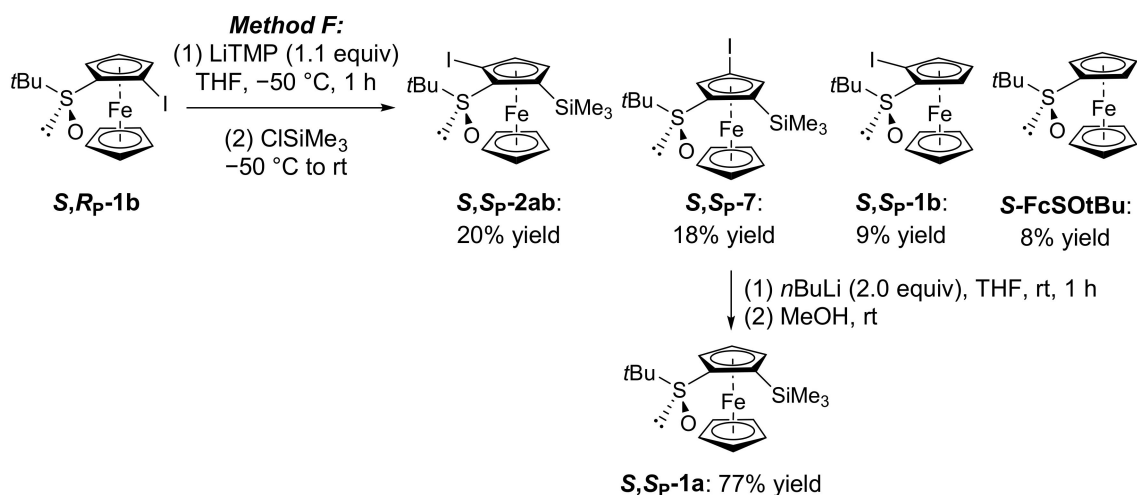


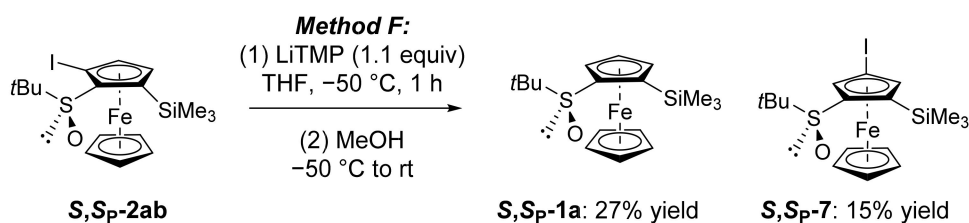
Figure 3. Selected calculated pK_a values of the (a,c) 2- and 3-iodinated *S-tert*-butylferrocenesulfoxides, and (b,d) their complexes with LiNMe_2 .

Since the pK_a values indicated that (*S,Rp*)-*S-tert*-butyl-2-iodoferrocenesulfoxide (**S,Rp-1b**) might be used in “halogen dance” without trimethylsilyl protection, the reaction was attempted by using our standard conditions (1.1 equiv of LiTMP , THF, -50°C , 2 h; *Method F*) [51–54,64,75,77,78]. However, after methanolysis, a complex mixture was obtained within which only **S,Sp-1b** could be identified. When chlorotrimethylsilane was used as the electrophile after 1 h of contact, a mixture was obtained, from which **S,Sp-2ab**, **S,Sp-7**, **S,Sp-1b** and **S-FcSOtBu** were isolated with yields of 20, 18, 9, and 8%, respectively (Scheme 2). While the structure of **S,Sp-7** might appear as atypical for a classic “halogen dance” reaction, it is in agreement with the formation of the compound **S,Sp-1a** by iodine/lithium exchange, and was further unambiguously confirmed by X-ray diffraction.



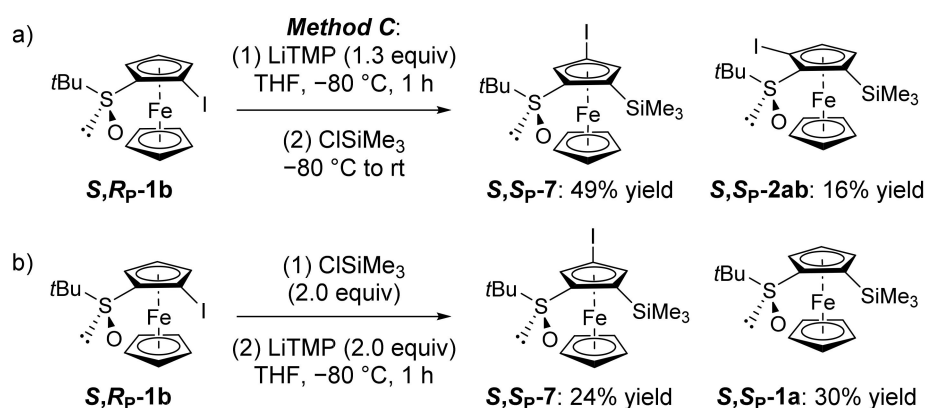
Scheme 2. Attempt to perform “halogen dance” from (*S,Rp*)-*S-tert*-butyl-2-iodoferrocenesulfoxide (**S,Rp-1b**).

We next attempt the “halogen dance” reaction from (*S,Sp*)-*S-tert*-butyl-2-iodo-5-(trimethylsilyl)ferrocenesulfoxide (**S,Sp-2ab**) as before (*Method F*), followed by a methanolysis. The compound **S,Sp-7** was isolated in a similar yield as before while the large amount of **S,Sp-1a** isolated in this reaction suggests that LiTMP is also able to exchange iodine, as already proposed in the literature [51,52,75,79] (Scheme 3).

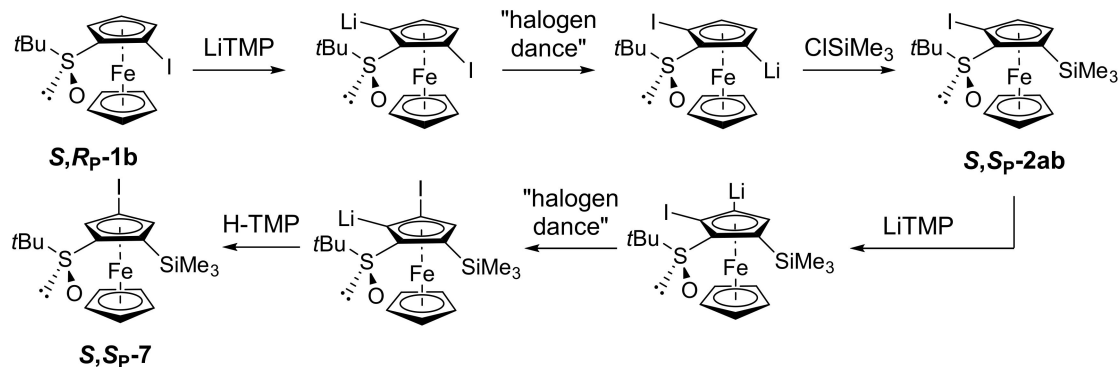


Scheme 3. Attempt to perform “halogen dance” from (*S,S,P*)-*S-tert*-butyl-2-iodo-5-(trimethylsilyl)ferrocenesulfoxide (*S,S,P-2ab*).

While we already evaluated the behavior of (*S,S,P*)-*S-tert*-butyl-2-iodo-5-(trimethylsilyl)ferrocenesulfoxide (*S,S,P-2ab*) in the “halogen dance” reaction, it was of interest to test its diastereoisomer *S,R,P-2ba* under similar conditions. As it is possible to deprotonate the sulfoxide adjacent position of *S,R,P-1b* (Scheme 2), it was treated successively with LiTMP in THF at -80 °C for 1 h (*Method C*) and then with chlorotrimethylsilane. However, instead of the expected product, we again isolated *S,S,P-7* (this time in 49% yield) as well as *S,S,P-2ab* in 16% yield (Scheme 4a). Additionally, the use of LiTMP at -80 °C in the presence of chlorotrimethylsilane as an in situ trap (both used in excess) also led to the products *S,S,P-7* (24% yield) and *S,S,P-1a* (30% yield) (Scheme 4b). Taken together, a putative reaction pathway including two successive “halogen dance” reactions toward the compound *S,S,P-7* could be proposed (Scheme 5).

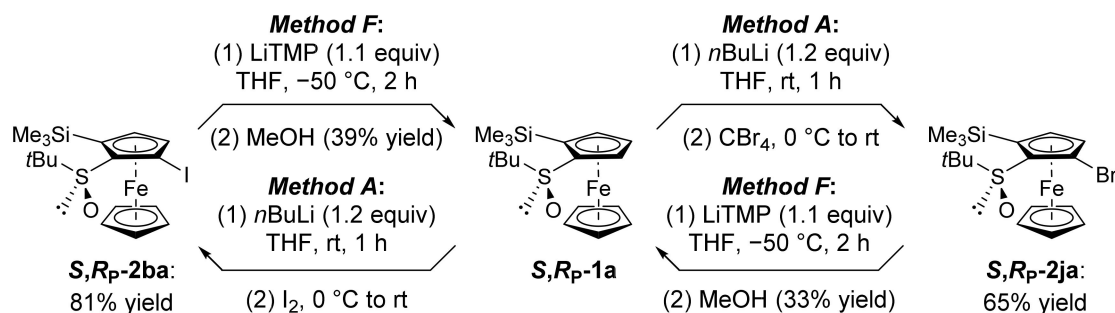


Scheme 4. Unsuccessful attempts to access (*S,R,P*)-*S-tert*-butyl-2-iodo-5-(trimethylsilyl)ferrocenesulfoxide (*S,R,P-2ba*).



Scheme 5. Proposed pathway to explain the formation of (*S,S,P*)-*S-tert*-butyl-2-iodo-5-(trimethylsilyl)ferrocenesulfoxide (*S,S,P-2ab*) and (*S,S,P*)-*S-tert*-butyl-4-iodo-2-(trimethylsilyl)ferrocenesulfoxide (*S,S,P-7*).

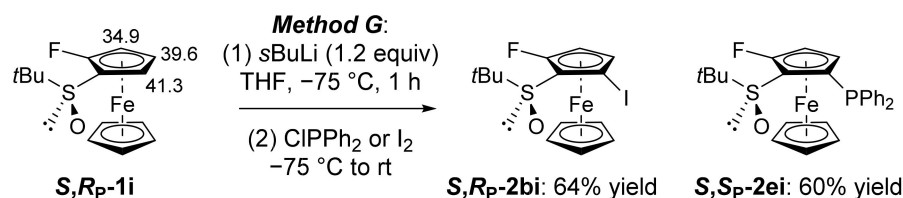
Although *S,Rp*-2ba cannot be reached directly from *S,Rp*-1b, it can be prepared by following our recently reported work [46]. However, when it was engaged into a “halogen dance” reaction (*Method F*), we only observed an iodine/lithium exchange, leading to the compound *S,Rp*-1a (39% yield), while 50% of starting material was recycled. Replacement of iodine from *S,Rp*-2ba with bromine in *S,Rp*-2ja (prepared by using *Method A*) did not change the outcome of the reaction, as *S,Rp*-1a was this time isolated in 33% yield (Scheme 6).



Scheme 6. Access to (*S,Rp*)-*S*-*tert*-butyl-2-(trimethylsilyl)ferrocenesulfoxide (*S,Rp*-1a) and reactivity.

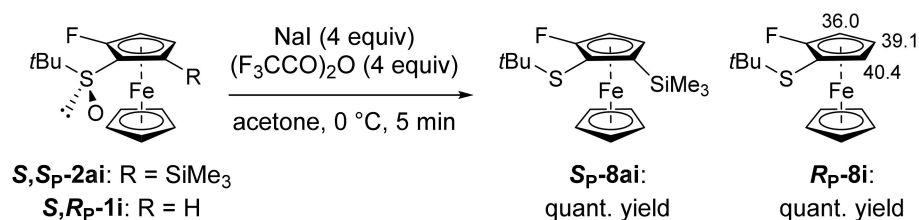
2.3. On the Way to Polysubstituted Ferrocenesulfoxides

Since fluorine is also a group able to direct deprotonation [80,81], we then studied the reactivity of the fluorinated ferrocenesulfoxide *S,Rp*-1i (see Table 5). Inspired by previous studies in fluoroferrocene series [52,64], we chose *sec*-butyllithium to carry out the reaction in THF at $-75\text{ }^{\circ}\text{C}$ (*Method G*). Trapping with iodine or chlorodiphenylphosphine yielded the halide *S,Rp*-2bi and the phosphine *S,Sp*-2ei, a result consistent with a sulfoxide-directed deprotonation (Scheme 7).



Scheme 7. Deprotonation-trapping sequences from (*S,Rp*)-*S*-*tert*-butyl-2-fluoroferrocenesulfoxide (*S,Rp*-1i) and pK_a values.

The fluorinated ferrocenesulfoxides *S,Sp*-2ai (see Table 4) and *S,Rp*-1i (see Table 5) were easily reduced to the sulfides *Sp*-8ai and *Rp*-8i, respectively, in the presence of sodium iodide and trifluoroacetic anhydride in acetone at $0\text{ }^{\circ}\text{C}$ [82] (quantitative yields; Scheme 8). In contrast, it proved impossible to access *Rp*-8i from *Sp*-8ai by trimethylsilyl cleavage under the conditions previously used (TBAF (2 equiv), THF, rt).



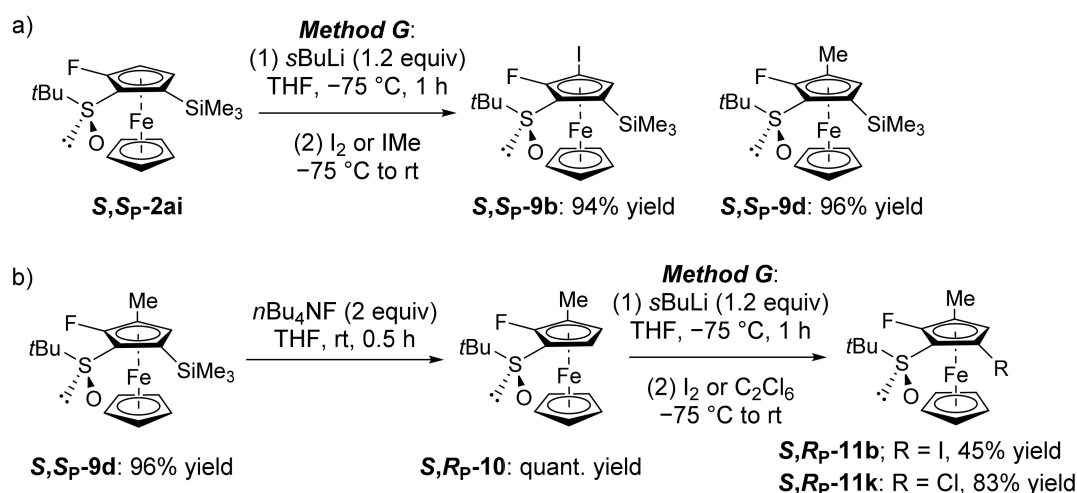
Scheme 8. Access to (*Sp*)-2-(*tert*-butylthio)-1-fluoro-3-(trimethylsilyl)ferrocene (*Sp*-8ai) and (*Rp*)-1-(*tert*-butylthio)-2-fluoroferrocene (*Rp*-8i) and pK_a values of *Rp*-8i.

We then thought interesting to observe the behavior of these (*tert*-butylthio)ferrocenes in deprotonation as there is only one mention of such a reaction in the literature [83].

In their study, Brown and co-workers employed *sec*-butyllithium in THF under different conditions to deprotonate (4-tolylthio)ferrocene quite regioselectively: either at C3 by performing the reaction at 0 °C, or at C1' at 30 °C, or even at C2 at −75 °C in the presence of potassium *tert*-butoxide. A similar regioselectivity in the case of (*tert*-butylthio)ferrocene was also claimed, but without reporting the electrophiles used and the yields obtained. 3-(*tert*-Butylthio)ferrocenecarboxaldehyde has since been mentioned in a scheme of a patent [84], but again without further details.

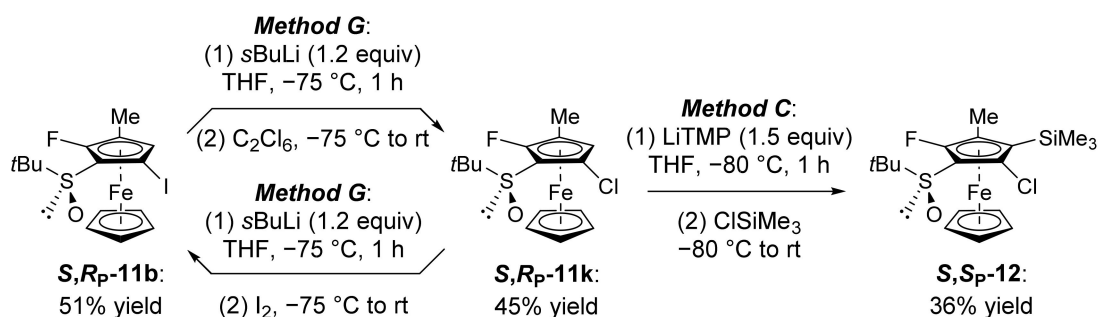
In our hands, despite the presence of fluorine as a directing group, **S_P-8ai** could not be deprotometalated by using *sec*-butyllithium in THF at temperatures between −75 and 0 °C, or even at −75 °C in the presence of potassium *tert*-butoxide. Indeed, after subsequent iodolysis, the starting material was always recovered. This reluctance to deprotometalation is surprising since fluoroferrocene is functionalized under similar conditions. From **R_P-8i**, which benefits from p*K*_a values very close to those of fluoroferrocene [52] (Scheme 8), an inseparable mixture of iodides and starting material was obtained when *sec*-butyllithium was employed in the presence of potassium *tert*-butoxide at −75 °C.

Thus, we turned back to the fluorinated ferrocenesulfoxide **S_P-2ai** to consider its further functionalization. This time, the use of *sec*-butyllithium in THF at −75 °C for 1 h (*Method G*) and subsequent quenching with iodine or iodomethane resulted in the clean formation of the products functionalized next to fluorine with excellent yields (Scheme 9a). From the methylated product **S_P-9d**, desilylation gave **S_R-10**. Deprotolithiation of the latter logically occurred next to the sulfoxide group by using *Method G* to give, after trapping with iodine or hexachloroethane, the sulfoxide-containing tetrasubstituted ferrocenes **S_R-11** (Scheme 9b).



Scheme 9. Deprotometalation-trapping sequences from (a) (*S,S*_P)-*S-tert*-butyl-2-fluoro-5-(trimethylsilyl) ferrocenesulfoxide (**S_P-2ai**) and (b) (*S,R*_P)-*S-tert*-butyl-2-fluoro-3-methylferrocenesulfoxide (**S_R-10**).

In order to reach the first sulfoxide-based pentasubstituted ferrocene, the chlorinated compound **S_R-11k** was subjected to *Method G*. Surprisingly, instead of the expected deprotometalation next to chlorine, we observed a sulfoxide-induced chlorine/lithium exchange [85,86]; this was demonstrated by subsequent trapping with iodine, leading to **S_R-11b**. This iodide was therefore subjected to an iodine/lithium exchange-hexachloroethane trapping sequence in order to recover the starting chloride **S_R-11k**. This could finally be converted to the expected original 2,3,4,5-tetrasubstituted ferrocenesulfoxide **S_P-12** by using *Method C* with chlorotrimethylsilane as the electrophile (Scheme 10).



Scheme 10. Deprotometalation-trapping sequences from (*S,R_p*)-*S*-*tert*-butyl-5-chloro-2-fluoro-3-methylferrocenesulfoxide (*S,R_p*-11k).

2.4. Specific Solid-State Structures of Some Ferrocenesulfoxides

In the frame of this study, we were able to grow crystals suitable for X-ray diffraction analysis for the ferrocenesulfoxides *S,R_p*-1b, *S,S_p*-1d, *S,S_p*-7 and *S,S_p*-9b. Although the solid-state structure of (*S,S_p*)-*S*-*tert*-butyl-2-methylferrocenesulfoxide (*S,S_p*-1d) is similar to one reported by Kagan, it can be compared with the one of (*S,R_p*)-*S*-*tert*-butyl-2-iodoferrocenesulfoxide (*S,R_p*-1b) as the two structures are very similar (Figure 4). Indeed, the S=O bonds are slightly bended toward the iron, with similar C10-S1 and C9-S1 bond lengths while C6-I1 and C10-C11 were found to fall in the range of such bonds [87,88]. Furthermore, both ferrocene cores were found in a staggered conformation with a torsion angle C10-Cg1...Cg2-C3 of -12.70° for *S,R_p*-1b (Cg1 being the centroid of the C6-C7-C8-C9-C10 ring and Cg2 being the centroid of the C1-C2-C3-C4-C5 ring) and a torsion angle C9-Cg1...Cg2-C1 of -8.92° for *S,S_p*-1d (Cg1 being the centroid of C6-C7-C8-C9-C10 ring and Cg2 being the centroid of C1-C2-C3-C4-C5 ring).

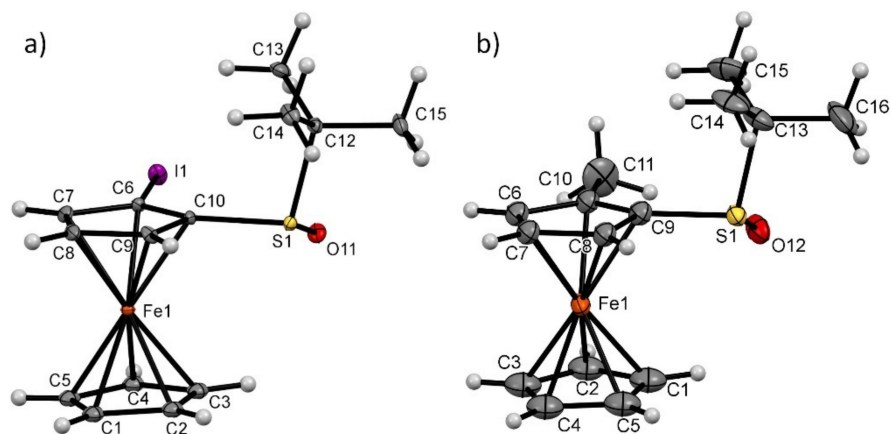


Figure 4. Molecular structure of the compounds (a) *S,R_p*-1b and (b) *S,S_p*-1d at the solid state. Thermal ellipsoids shown at the 30% probability level. Selected bond lengths [Å] and angles [°] for *S,R_p*-1b: C10-S1 = 1.791(4), C6-I1 = 2.099(4), O11-S1-C10-C6 = -15.57 . Selected bond lengths [Å] and angles [°] for *S,S_p*-1d: C9-S1 = 1.766(7); C10-C11 = 1.500(1), O12-S1-C9-C10 = -20.14 .

The only difference between the compounds *S,S_p*-7 and *S,S_p*-9b is an additional fluorine atom for the latter. Therefore, they have almost identical structural characteristics in terms of C-S, C-Si, C-I bond lengths, and coplanarity between the oxygen of the sulfinyl group and the substituted cyclopentadienyl ring (Figure 5). Furthermore, both ferrocene cores were found in an eclipsed conformation with a torsion angle C10-Cg1...Cg2-C1 of -22.47° for *S,S_p*-7 and a torsion angle C9-Cg1...Cg2-C1 of -19.42° for *S,S_p*-9b (Cg1 being the centroid of the C6-C7-C8-C9-C10 ring and Cg2 being the centroid of the C1-C2-C3-C4-C5 ring). Finally, due to the presence of iodine remote from the sulfoxide, interactions between the former and the oxygen of the latter were identified, leading to chains of molecules at

the solid-state (Figure 6) [53,54,89]. For the two compounds, their I⋯O bond lengths and their S-O⋯I and O⋯I-C angles indicate an interaction between the lone pair of the oxygen and the σ -hole of the iodine atom, characteristic of halogen bonds [90,91].

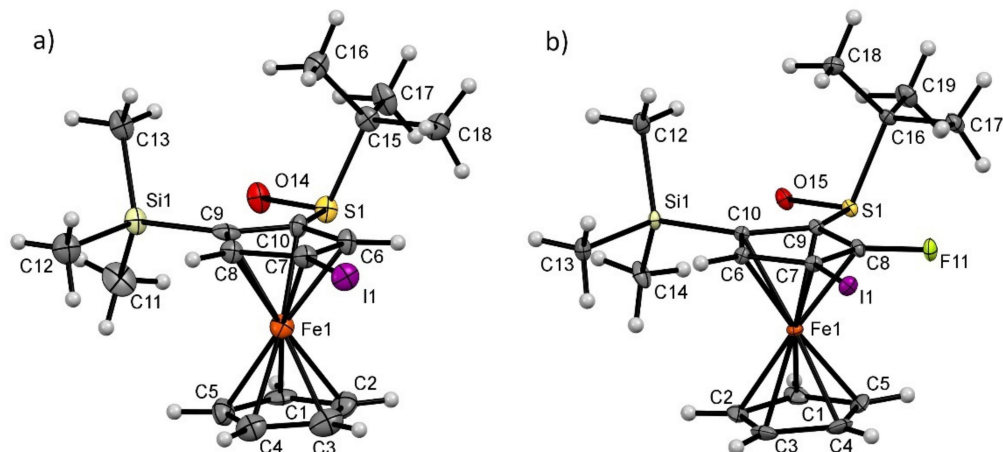


Figure 5. Molecular structure of the compounds (a) *S,Sp-7* and (b) *S,Sp-9b* at the solid state. Thermal ellipsoids shown at the 30% probability level. Selected bond lengths [Å] and angles [°] for *S,Sp-7*: C10-S1 = 1.770(1), C9-Si1 = 1.890(1), C7-I1 = 2.090(1), O14-S1-C10-C9 = 4.18, I1⋯O14 = 2.926, S1-O15⋯I1 = 116.72, O15⋯I1-C7 = 172.48. Selected bond lengths [Å] and angles [°] for *S,Sp-9b*: C9-S1 = 1.790(4), C10-Si1 = 1.893(5), C7-I1 = 2.090(5), C8-F11 = 1.349(5), O15-S1-C9-C10 = 1.36, I1⋯O14 = 2.965, S1-O14⋯I1 = 113.12, O14⋯I1-C7 = 173.46.

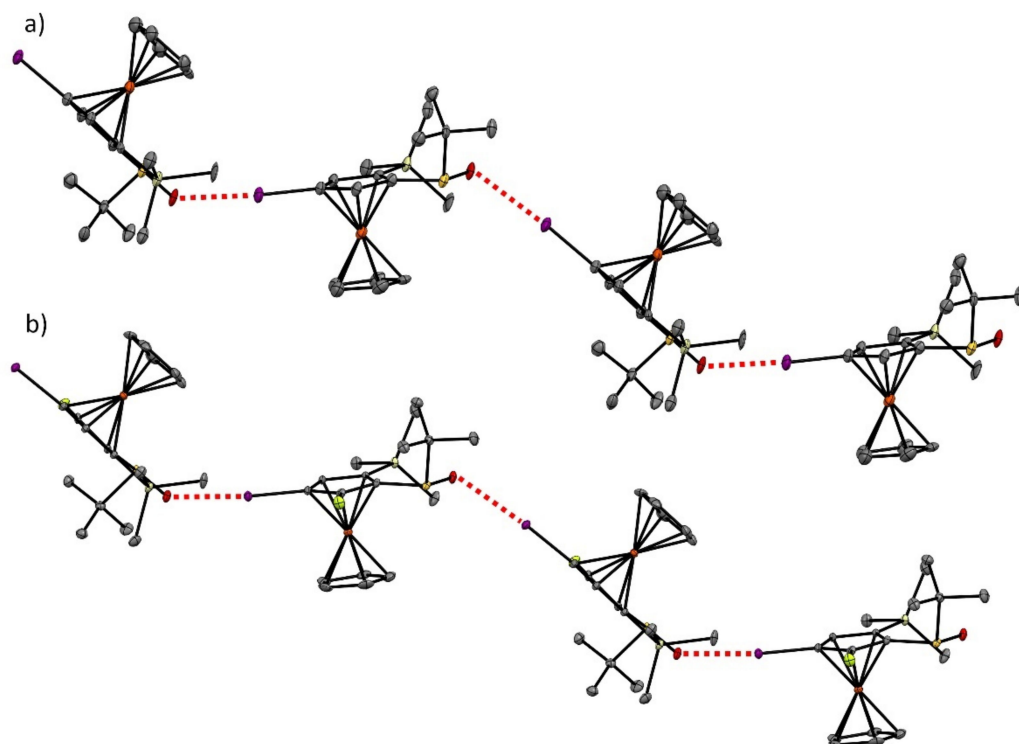


Figure 6. Halogen bond network observed at the solid state for the compound (a) *S,Sp-7* and (b) *S,Sp-9b*. Thermal ellipsoids shown at the 30% probability level. The hydrogens were omitted for clarity.

3. Materials and Methods

3.1. General Information

All reactions were carried out in Schlenk tubes under a dry argon atmosphere. THF was freshly distilled under argon from sodium-benzophenone. All alkyllithiums were titrated before use [92]. 2,2,6,6-Tetramethylpiperidine was distilled over CaH_2 under reduced pressure and stored over KOH pellets. Room temperature (rt) refers to 25 °C. Column chromatography separations were achieved on silica gel (40–63 μm). All thin-layer chromatographies (TLC) were performed on aluminum-backed plates pre-coated with silica gel (Merck, Silica Gel 60 F254). They were visualized by exposure to UV light. Melting points were measured on a Kofler apparatus. Infrared (IR) spectra were taken on an ATR Perkin-Elmer Spectrum 100 spectrometer (Perkin-Elmer, Waltham, MA, USA) and the main absorption wavenumbers are given in cm^{-1} . ^1H and $^{13}\text{C}\{^1\text{H}\}$ nuclear magnetic resonance (NMR) spectra were recorded at 300 K either on a Bruker Avance III HD spectrometer fitted with a BBFO probe at 500 MHz and 126 MHz, respectively, or on a Bruker Avance III spectrometer fitted with a BBFO probe at 300 MHz and 75.4 MHz respectively (Bruker, Billeveica, MA, USA). ^1H chemical shifts (δ) are given in ppm relative to the solvent residual peak, and $^{13}\text{C}\{^1\text{H}\}$ chemical shifts (δ) are given in ppm relative to the central peak of the solvent signal [93]. Cp refers to the unsubstituted cyclopentadienyl ring of ferrocene. The NMR data of all compounds described, selected NOESY correlations and the numbering used below for the NMR assignment is given in the Supplementary Materials. Optical rotations were determined on a Perkin Elmer 341 polarimeter (589 nm); the concentrations (c) are given in g/100 mL.

3.2. Crystallography

The samples were studied with monochromatized Mo-K α radiation ($\lambda = 0.71073 \text{ \AA}$). The X-ray diffraction data of the compounds **S,Rp-1b**, **S,Sp-1d** and **S,Sp-9b** were collected at $T = 150(2) \text{ K}$ by using a D8 VENTURE Bruker AXS diffractometer equipped with a (CMOS) PHOTON 100 detector. The X-ray diffraction data of the compounds **FcSOFc** and **S,Sp-7** were collected at $T = 150(2) \text{ K}$ by using an APEXII Kappa-CCD (Bruker-AXS) diffractometer equipped with a CCD plate detector and a CCD-LDI-APEX2 detector, respectively. The crystal structures were solved by the dual-space algorithm using *SHELXT* program [94] and then refined with full-matrix least-squares methods based on F^2 (*SHELXL* program) [95]. All non-hydrogen atoms were refined with anisotropic atomic displacement parameters. H atoms were finally included in their calculated positions and treated as riding on their parent atom with constrained thermal parameters. The molecular diagrams were generated by Mercury 2020.3.0.

3.3. Safety Considerations

Due to its high pyrophoric character, *tert*-butyllithium has to be used under anhydrous conditions and nitrogen or argon atmosphere.

3.4. Starting Materials

(*R*)-*S*-*tert*-Butylferrocenesulfoxide (**R-FcSO t Bu**) was prepared as reported previously [46], by modifying a reported procedure [48].

(*S*)-*S*-*tert*-Butylferrocenesulfoxide (**S-FcSO t Bu**) was prepared as reported previously [46], by reacting ferrocenyllithium [47] with (*S,S*)-2,2-diphenyl-1,2-dihydroxypropyl 2-*O*-*tert*-butylsulfinate [34]. Diferrocenesulfoxide (**FcSOFc**) can also be formed as a by-product. It was identified by ^1H NMR, and its structure was confirmed by X-ray diffraction analysis. ^1H NMR (CDCl_3) δ 4.30 (m, 2H, H2 or H5), 4.33 (s, 10H, Cp), 4.36 (t, $J = 2.2 \text{ Hz}$, 4H, H3 and H4), 4.68 (q, $J = 1.7 \text{ Hz}$, 2H, H2 or H5). Crystal data for **FcSOFc**. $\text{C}_{20}\text{H}_{18}\text{Fe}_2\text{OS}$, $M = 418.10$; monoclinic $P 2_1/c$ (I.T.#14), $a = 10.8267(7)$, $b = 10.0035(5)$, $c = 15.0821(7) \text{ \AA}$, $\beta = 99.897(2)^\circ$, $V = 1609.16(15) \text{ \AA}^3$. $Z = 4$, $d = 1.726 \text{ g}\cdot\text{cm}^{-3}$, $\mu = 1.935 \text{ mm}^{-1}$. A final refinement on F^2 with 3652 unique intensities and 217 parameters converged at $\omega R(F^2) = 0.0668$ ($R_F = 0.0302$) for 3057 observed reflections with $I > 2\sigma(I)$. CCDC 2152196.

(*S*)-*S*-(4-Tolyl)ferrocenesulfoxide (**S-FcSO-*p*-Tol**) [46], (1*R*,2*S*,5*R*)-(–)-menthyl (*S*)-4-toluenesulfinate [96], (*S*,*R*_p)-*S*-*tert*-butyl-2-iodo-5-(trimethylsilyl)ferrocenesulfoxide (**S,R_p-2ba**) [46] and ZnCl₂·TMEDA [81] were prepared as reported previously.

3.4.1. (*tert*-Butylthio)ferrocene

To ferrocene (0.93 g, 5.0 mmol) and *t*BuOK (56 mg, 0.50 mmol) in THF (38 mL) at –80 °C was added dropwise a 1.6 M pentane solution of *t*BuLi (6.25 mL, 10 mmol). After 1 h at this temperature, di-*tert*-butyldisulfide (2.0 g, 11 mmol) was added dropwise to the red solution. The reaction mixture was then warmed to rt and stirred for 1 h. The addition of water (20 mL), extraction with EtOAc (3 × 20 mL), drying over MgSO₄, and removal of the solvents under reduced pressure led to the crude product. This was purified by chromatography over silica gel (eluent: petroleum ether-EtOAc 90:10; R_f = 0.99) and next washed twice with 0.2 M FeCl₃ to afford (*tert*-butylthio)ferrocene [34] in 56% yield (0.765 g) as an orange solid. Mp 76 °C. IR (ATR) ν 826, 896, 935, 1000, 1017, 1026, 1103, 1154, 1167, 1218, 1269, 1361, 1387, 1410, 1455, 1509, 1730, 2857, 2890, 2936, 2956, 3105 cm⁻¹. ¹H NMR (CDCl₃) δ 1.20 (s, 9H, *t*Bu), 4.19 (s, 5H, Cp), 4.24 (t, 2H, *J* = 1.8 Hz, H3 and H4), 4.30 (t, 2H, *J* = 1.9 Hz, H2 and H5). ¹³C{¹H} NMR (CDCl₃) δ 30.8 (3CH₃, CMe₃), 45.1 (C, CMe₃), 69.5 (5CH, Cp), 69.8 (2CH, C3 and C4), 75.9 (C, C1, C-SO*t*Bu), 76.3 (2CH, C2 and C5).

3.4.2. Racemic *S*-*tert*-Butylferrocenesulfoxide (**rac-FcSO*t*Bu**)

To a solution of (*tert*-butylthio)ferrocene (0.27 g, 1.0 mmol) in CH₂Cl₂ (5 mL) was added portionwise, at 0 °C, 3-chloroperbenzoic acid (70%; 0.25 g, 1.0 mmol). The reaction mixture was stirred at 0 °C for 0.5 h and then warmed to rt before the addition of EtOAc (10 mL). The organic phase was washed three times with a 10% NaOH aqueous solution (3 × 10 mL). Drying over MgSO₄ and removal of the solvents under reduced pressure led to the crude product, which was purified by chromatography over silica gel (eluent: petroleum ether-EtOAc 80:20; R_f = 0.34) to afford racemic *S*-*tert*-butylferrocenesulfoxide (**rac-FcSO*t*Bu**) [49] in 60% yield (0.17 g) as a yellow solid. Its analyses were comparable with the ones of (*S*)-*S*-*tert*-butylferrocenesulfoxide reported previously [46]. Mp 150 °C. IR (ATR) ν 715, 815, 942, 1009, 1034, 1103, 1145, 1334, 1454, 2932 cm⁻¹. ¹H NMR (CDCl₃) δ 1.11 (s, 9H, *t*Bu), 4.31 (m, 1H, H4), 4.33 (s, 5H, Cp), 4.36–4.37 (m, 2H, H3 and H5), 4.64 (m, 1H, H2).

3.4.3. (4-Tolylthio)ferrocene

To a solution of ferrocene (9.30 g, 50.0 mmol) and potassium *tert*-butoxide (0.56 g, 5.0 mmol) in THF (375 mL) at –80 °C was added dropwise a 1.6 M hexane solution of *t*BuLi (62.5 mL, 100 mmol). The reaction mixture was stirred at –80 °C for 1 h before the addition of a solution of di-*p*-tolyl disulfide (7.8 mL, 40.0 mmol) in THF (60 mL). The reaction mixture was warmed to rt and then stirred for 1 h. Water was added and the reaction mixture was extracted with diethyl ether. The organic phase was washed three times with a 10% NaOH aqueous solution (3 × 10 mL). Drying over MgSO₄ and removal of the solvents under reduced pressure led to the crude product, which was partially purified by column chromatography over silica gel (eluent: petroleum ether-EtOAc-CHCl₃ 100:0:0 to 98:1:1) to give the crude product used in the oxidation step. Recrystallization of the crude can afford pure (4-tolylthio)ferrocene as an orange solid for analysis. Mp 114 °C (lit. [97] 110.5–111 °C). IR (ATR) ν 807, 829, 891, 998, 1052, 1105, 1166, 1410, 1491, 1644, 2923 cm⁻¹. ¹H NMR (CDCl₃) δ 2.26 (s, 3H, Me), 4.26 (s, 5H, Cp), 4.32 (t, 2H, *J* = 1.9 Hz, H3 and H4), 4.40 (t, 2H, *J* = 1.8 Hz, H2 and H5), 6.98–7.01 (m, 4H, H2', H3', H5' and H6'). ¹³C{¹H} NMR (CDCl₃) δ 21.0 (CH₃, Me), 69.7 (5CH, Cp), 70.1 (2CH, C3 and C4), 74.9 (2CH, C2 and C5), 76.7 (C, C1, C-Stolyl), 126.5 (2CH, C2' and C6'), 129.5 (2CH, C3' and C5'), 134.9 (C, C4'), 137.1 (C, C1'). The ¹H NMR data are as reported previously [83].

3.4.4. Racemic *S*-(4-Tolyl)ferrocenesulfoxide (*rac*-FcSO-*p*-Tol)

To a solution of (4-tolylthio)ferrocene (0.31 g, 2.0 mmol) in CH₂Cl₂ (10 mL) was added portion-wise, at 0 °C, 3-chloroperbenzoic acid (70%; 0.49 g, 2.0 mmol). The reaction mixture was stirred at 0 °C for 0.5 h and then warmed to rt before the addition of EtOAc (10 mL). The organic phase was washed three times with a 10% NaOH aqueous solution (3 × 10 mL). Drying over MgSO₄ and removal of the solvents under reduced pressure led to the crude product, which was purified by chromatography over silica gel (eluent: petroleum ether-EtOAc 80:20; R_f = 0.33) to afford racemic *S*-(4-tolyl)ferrocenesulfoxide (*rac*-FcSO-*p*-Tol) [98] in 51% yield (0.33 g) as a yellow solid. Mp 128 °C. IR (ATR) ν 703, 805, 862, 895, 1011, 1031, 1043, 1081, 1106, 1162, 1248, 1304, 1386, 1355, 1491, 2973, 3075 cm⁻¹. ¹H NMR (CDCl₃) δ 2.37 (s, 3H, Me), 4.32 (m, 1H, H4), 4.35–4.36 (m, 2H, H3 and H5), 4.37 (s, 5H, Cp), 4.61 (dt, 1H, *J* = 2.6 and 1.4 Hz, H2), 7.25 (d, 2H, *J* = 8.2 Hz, H3' and H5'), 7.52 (d, 2H, *J* = 8.2 Hz, H2' and H6'). Its analyses were comparable with the ones of (*S*)-*S*-(4-tolyl)ferrocenesulfoxide reported previously [46].

3.5. General Procedure A: Deprotolithiation of *S*-*tert*-Butylferrocenesulfoxides Using *n*BuLi Followed by Electrophilic Trapping

This was adapted from a previously reported procedure [34]. To a solution of the ferrocenesulfoxide (1.0 mmol) in THF (5 mL) at 0 °C was added dropwise a 1.4 M hexane solution of *n*BuLi (0.86 mL, 1.2 mmol). After 15 min, the reaction mixture was warmed to rt and stirred at this temperature for 1 h. The electrophile (1.5 mmol unless otherwise specified; either pure for liquids or in solution for solids, as indicated below) was next added at 0 °C. The reaction mixture was kept at 0 °C for 15 min and warmed to rt. The addition of 1 M HCl (5 mL), or saturated aqueous Na₂S₂O₃ in the case of I₂, extraction with EtOAc (3 × 20 mL), drying over MgSO₄, and removal of the solvents under reduced pressure led to the crude product, which was purified by chromatography over silica gel (eluent given in the product description). When subsequent desilylation was performed, the protocol was as follows [64]. The silylated ferrocene (1.0 mmol) was treated by *n*Bu₄NF (1.0 M THF solution; 1.6 mL, 2.0 mmol) in THF (5 mL) at rt for 0.5 h. The solvent was removed under reduced pressure, and the product was purified by chromatography over silica gel (eluent given in the product description).

3.5.1. (*S*,*S*_P)-*S*-*tert*-Butyl-2-(trimethylsilyl)ferrocenesulfoxide (*S*,*S*_P-1a)

The general procedure A from (*S*)-*S*-*tert*-butylferrocenesulfoxide (*S*-FcSO*t*Bu; 2.9 g, 10 mmol) and using ClSiMe₃ (1.4 mL, 11 mmol) afforded (eluent: petroleum ether-EtOAc 70:30; R_f = 0.71) the title product in 89% yield (3.2 g) as an orange solid. Mp 64–66 °C. IR (ATR) ν 754, 818, 948, 1002, 1045, 1107, 1173, 1242, 1362, 1408, 1457, 2953, 3097 cm⁻¹. ¹H NMR (CDCl₃) δ 0.37 (s, 9H, SiMe₃), 1.14 (s, 9H, *t*Bu), 4.31 (dd, 1H, *J* = 2.4 and 1.4 Hz, H3), 4.33 (s, 5H, Cp), 4.50–4.51 (m, 2H, H4 and H5). ¹³C{¹H} NMR (CDCl₃) δ 2.2 (3CH₃, SiMe₃), 23.7 (3CH₃, CMe₃), 56.1 (C, CMe₃), 70.3 (5CH, Cp), 71.0 (CH, C4), 71.5 (C, C2, C-SiMe₃), 72.3 (CH, C5), 77.0 (CH, C3), 91.6 (C, C1, C-SO*t*Bu). [α]_D²⁰ + 20 (*c* 1.0, CHCl₃). The IR and NMR data are similar to those previously obtained [99].

3.5.2. (*R*,*R*_P)-*S*-*tert*-Butyl-2-(trimethylsilyl)ferrocenesulfoxide (*R*,*R*_P-1a)

The general procedure A from (*R*)-*S*-*tert*-butylferrocenesulfoxide (*R*-FcSO*t*Bu; 0.37 g, 1.3 mmol) and using ClSiMe₃ (0.20 mL, 1.6 mmol) afforded (eluent: petroleum ether-EtOAc 80:20; R_f = 0.60) the title product in 53% yield (0.245 g) as an orange solid. Mp 64–66 °C. IR (ATR) ν 754, 818, 948, 1002, 1045, 1107, 1173, 1242, 1362, 1408, 1457, 2953, 3097 cm⁻¹. ¹H NMR (CDCl₃) δ 0.37 (s, 9H, SiMe₃), 1.14 (s, 9H, *t*Bu), 4.31 (m, 1H, H3), 4.33 (s, 5H, Cp), 4.51 (s, 2H, H4 and H5). [α]_D²⁰ -11 (*c* 0.5, CHCl₃). The IR and NMR data are similar to those obtained for the *S*,*S*_P-enantiomer [99].

3.5.3. (*R,R*_P)- and (*S,S*_P)-*S*-*tert*-Butyl-2-(trimethylsilyl)ferrocenesulfoxide (***R,R*_P/*S,S*_P-1a**)

The general procedure A from racemic *S*-*tert*-butylferrocenesulfoxide (***rac*-FcSO*t*Bu**; 0.29 g) and using ClSiMe₃ (0.15 mL, 1.2 mmol) afforded (eluent: petroleum ether-EtOAc 70:30; R_f = 0.71) the title product in 88% yield (0.32 g) as an orange oil. IR (ATR) ν 753, 949, 1002, 1044, 1107, 1172, 1241, 1362, 1409, 1458, 2954, 3095 cm⁻¹. ¹H NMR (CDCl₃) δ 0.37 (s, 9H, SiMe₃), 1.14 (s, 9H, *t*Bu), 4.31 (m, 1H, H3), 4.33 (s, 5H, Cp), 4.51 (s, 2H, H4 and H5). The IR and NMR data are similar to those obtained for the *S,S*_P-enantiomer [99].

3.5.4. (*S,R*_P)-*S*-*tert*-Butyl-2-iodoferrocenesulfoxide (***S,R*_P-1b**)

The general procedure A from (*S*)-*S*-*tert*-butylferrocenesulfoxide (***S*-FcSO*t*Bu**; 1.45 g, 5.0 mmol) and using I₂ (1.5 g, 6.0 mmol) in THF (5 mL) afforded (eluent: petroleum ether-EtOAc 80:20; R_f = 0.28) the title product in 85% yield (1.7 g) as a yellow solid. Mp 152 °C. IR (ATR) ν 820, 915, 1001, 1033, 1044, 1061, 1104, 1168, 1295, 1339, 1362, 1408, 1453, 1730, 2975, 3063 cm⁻¹. ¹H NMR (CDCl₃) δ 1.24 (s, 9H, *t*Bu), 4.34 (dd, 1H, *J* = 2.7 and 1.4 Hz, H5), 4.40 (t, 1H, *J* = 2.6 Hz, H4), 4.41 (s, 5H, Cp), 4.64 (dd, 1H, *J* = 2.4 and 1.4 Hz, H3). ¹³C{¹H} NMR (CDCl₃) δ 24.2 (3CH₃, CMe₃), 32.0 (C, C2, C-I), 57.3 (C, CMe₃), 70.8 (CH, C5), 71.8 (CH, C4), 73.4 (5CH, Cp), 79.0 (CH, C3), 82.5 (C, C1, C-SO*t*Bu). [α]_D²⁰ +216 (*c* 1.0, CHCl₃). Crystal data for ***S,R*_P-1b**. C₁₄H₁₇FeIOS, *M* = 416.08; orthorhombic *P* 2₁ 2₁ 2₁ (I.T.#19), *a* = 7.5042(5), *b* = 13.5729(5), *c* = 14.4725(6) Å, *V* = 1474.08(13) Å³. *Z* = 4, *d* = 1.875 g·cm⁻³, μ = 3.244 mm⁻¹. A final refinement on *F*² with 3247 unique intensities and 125 parameters converged at $\omega R(F^2) = 0.0880$ (*R*_F = 0.0359) for 3063 observed reflections with *I* > 2σ(*I*). CCDC 2152197.

3.5.5. (*S,R*_P)- and (*R,S*_P)-*S*-*tert*-Butyl-2-iodoferrocenesulfoxide (***S,R*_P/*R,S*_P-1b**)

The general procedure A from racemic *S*-*tert*-butylferrocenesulfoxide (***rac*-FcSO*t*Bu**; 0.29 g) and using I₂ (0.30 g, 1.2 mmol) in THF (1 mL) afforded (eluent: petroleum ether-EtOAc 80:20; R_f = 0.28) the title product in 84% yield (0.34 g) as a yellow solid. Mp 152 °C. IR (ATR) ν 726, 805, 823, 914, 1000, 1033, 1059, 1064, 1106, 1147, 1177, 1286, 1338, 1361, 1409, 1457, 1471, 1716, 2860, 2922, 3057 cm⁻¹. ¹H NMR (CDCl₃) δ 1.24 (s, 9H, *t*Bu), 4.34 (dd, 1H, *J* = 2.7 and 1.4 Hz, H5), 4.40 (t, 1H, *J* = 2.6 Hz, H4), 4.42 (s, 5H, Cp), 4.64 (dd, 1H, *J* = 2.4 and 1.4 Hz, H3). The IR and NMR data are similar to those obtained for the *S,R*_P enantiomer.

3.5.6. (*S,S*_P)-*S*-*tert*-Butyl-2-deuterioferrocenesulfoxide (***S,S*_P-1c**)

The general procedure A from (*S*)-*S*-*tert*-butylferrocenesulfoxide (***S*-FcSO*t*Bu**; 0.29 g) and using D₂O (0.14 mL, 7.5 mmol) afforded the title product in 98% yield (0.285 g), 95% D, as a yellow solid: R_f (eluent: petroleum ether-EtOAc 80:20) = 0.18. Mp 150 °C. IR (ATR) ν 815, 916, 1000, 1034, 1104, 1181, 1360, 1454, 2976, 3063 cm⁻¹. ¹H NMR (CDCl₃) δ 1.12 (s, 9H, *t*Bu), 4.35 (t, 1H, *J* = 2.5 Hz, H4), 4.37 (s, 5H, Cp), 4.40 (d, 1H, *J* = 2.5 Hz, H3 and H5). ¹³C{¹H} NMR (CDCl₃) δ 23.0 (3CH₃, CMe₃), 55.1 (C, CMe₃), 65.4 (t, C, *J* = 27.7 Hz, C2, C-D), 69.5 (CH, C3), 69.8 (CH, C5), 70.1 (CH, C4), 70.2 (5CH, Cp), 86.5–86.8 (m, C, C1, C-SO*t*Bu). [α]_D²⁰ +347 (*c* 1.0, CHCl₃).

3.5.7. (*S,S*_P)-*S*-*tert*-Butyl-2-methylferrocenesulfoxide (***S,S*_P-1d**)

The general procedure A from (*S*)-*S*-*tert*-butylferrocenesulfoxide (***S*-FcSO*t*Bu**; 0.29 g) and using MeI (70 μL, 1.1 mmol) afforded (eluent: petroleum ether-EtOAc 70:30; R_f = 0.35) the title product in 62% yield (0.19 g) as a yellow solid. Mp 112 °C (lit. [34] 104–106 °C). IR (ATR) ν 700, 743, 820, 1031, 1105, 1176, 1360, 1458, 2967, 3072 cm⁻¹. ¹H NMR (CDCl₃) δ 1.17 (s, 9H, *t*Bu), 2.27 (s, 3H, Me), 4.20 (br s, 1H, H4), 4.22 (br s, 1H, H3), 4.23 (br s, 1H, H5), 4.33 (s, 5H, Cp). ¹³C{¹H} NMR (CDCl₃) δ 14.2 (CH₃, Me), 23.5 (3CH₃, CMe₃), 56.4 (C, CMe₃), 68.4 (CH, C4), 70.3 (CH, C5), 70.8 (5CH, Cp), 72.5 (CH, C3), 83.0 (C, C1, C-SO*t*Bu or C2, C-SiMe₃), 84.8 (C, C1, C-SO*t*Bu or C2, C-SiMe₃). [α]_D²⁰ +211 (*c* 1.0, CHCl₃). Crystal data for ***S,S*_P-1d**. C₁₅H₂₀FeOS, *M* = 304.22; orthorhombic *P* 2₁ 2₁ 2₁ (I.T.#19), *a* = 9.9540(10), *b* = 11.2350(15), *c* = 13.2267(15) Å, *V* = 1476.2(3) Å³. *Z* = 4, *d* = 1.366 g·cm⁻³, μ = 1.146 mm⁻¹. A final refinement on *F*² with 3384 unique intensities and 110 parameters converged at

$\omega R(F^2) = 0.1649$ ($R_F = 0.0689$) for 3135 observed reflections with $I > 2\sigma(I)$. These crystal data are similar to that described (CCDC 1264167; SUKXIF) [34].

3.5.8. (*S,S*)-*tert*-Butyl-2,5-bis(trimethylsilyl)ferrocenesulfoxide (**S-2aa**)

The general procedure A from (*S,S*_P)-*S-tert*-butyl-2-(trimethylsilyl)ferrocenesulfoxide (**S,S**_P-**1a**; 0.725 g, 2.0 mmol) and using ClSiMe₃ (0.33 mL, 2.6 mmol) afforded (eluent: petroleum ether-EtOAc 80:20; R_f = 0.87) the title product in 80% yield (0.70 g) as a yellow solid. ¹H NMR (CDCl₃) δ 0.35 (s, 9H, SiMe₃), 0.40 (s, 9H, SiMe₃), 1.17 (s, 9H, *t*Bu), 4.34 (s, 5H, Cp), 4.42 (d, 1H, *J* = 2.6 Hz, H3 or H4), 4.51 (d, 1H, *J* = 2.6 Hz, H3 or H4). The NMR data are similar to those obtained for the racemic product (see Section 3.5.9). Desilylation of **S-2aa** (0.57 g, 1.3 mmol), this time using *n*Bu₄NF (1.6 mmol), gave back **S,S**_P-**1a** in 78% yield (0.37 g).

3.5.9. (*R*)- and (*S*)-*S-tert*-Butyl-2,5-bis(trimethylsilyl)ferrocenesulfoxide (**rac-2aa**)

The general procedure A from (*R,R*_P)/(*S,S*_P)-*S-tert*-butyl-2-(trimethylsilyl)ferrocenesulfoxide (**R,R**_P/**S,S**_P-**1a**; 0.36 g) and using ClSiMe₃ (0.15 mL, 1.2 mmol) afforded (eluent: petroleum ether-EtOAc 80:20; R_f = 0.87) the title product in 63% yield (0.27 g) as a yellow solid. Mp 158 °C. IR (ATR) ν 718, 820, 879, 943, 1051, 1116, 1249, 1454, 2932 cm⁻¹. ¹H NMR (CDCl₃) δ 0.35 (s, 9H, SiMe₃), 0.40 (s, 9H, SiMe₃), 1.17 (s, 9H, *t*Bu), 4.34 (s, 5H, Cp), 4.42 (d, 1H, *J* = 2.6 Hz, H3 or H4), 4.51 (d, 1H, *J* = 2.6 Hz, H3 or H4). ¹³C{¹H} NMR (CDCl₃) δ 2.2 (3CH₃, SiMe₃), 2.8 (3CH₃, SiMe₃), 24.8 (3CH₃, CMe₃), 55.7 (C, CMe₃), 71.0 (5CH, Cp), 73.6 (C, C2 or C5, C-SiMe₃), 79.3 (C, C2 or C5, C-SiMe₃), 80.0 (CH, C3 or C4), 81.2 (CH, C3 or C4), 97.7 (C, C1, C-SO*t*Bu). Anal. Calc. for C₂₀H₃₄FeOSSi₂ (434.57): C 55.28, H 7.89, S 7.38. Found: C 55.37, H 7.54, S 7.36. Desilylation of racemic **rac-2aa** (0.43 g, 1.0 mmol), this time using *n*Bu₄NF (1.0 mmol), gave back **R,R**_P/**S,S**_P-**1a** in 67% yield.

3.5.10. (*S,S*_P)-*S-tert*-Butyl-2-deuterio-5-(trimethylsilyl)ferrocenesulfoxide (**S,S**_P-**2ac**)

The general procedure A from (*S,S*_P)-*S-tert*-butyl-2-(trimethylsilyl)ferrocenesulfoxide (**S,S**_P-**1a**; 0.36 g) and using D₂O (0.14 mL, 7.5 mmol) afforded (eluent: petroleum ether-EtOAc 70:30; R_f = 0.71) the title product in 98% yield (0.46 g), 90% D, as an orange oil. Mp 150 °C. IR (ATR) ν 753, 818, 834, 925, 954, 1002, 1045, 1108, 1172, 1242, 408, 1473, 2226, 2955 cm⁻¹. ¹H NMR (CDCl₃) δ 0.37 (s, 9H, SiMe₃), 1.14 (s, 9H, *t*Bu), 4.31 (d, 1H, *J* = 2.5 Hz, H3), 4.33 (s, 5H, Cp), 4.50 (d, 1H, *J* = 2.5 Hz, H4). ¹³C{¹H} NMR (CDCl₃) δ 2.2 (3CH₃, SiMe₃), 23.7 (3CH₃, CMe₃), 56.1 (C, CMe₃), 70.3 (5CH, Cp), 70.8 (d, C, *J* = 26.9 Hz, C5, C-D), 71.5 (C, C2, C-SiMe₃), 72.2 (CH, C4), 77.0 (CH, C3), 91.5 (C, C1, C-SO*t*Bu). [α]_D²⁰ +56 (c 1.0, CHCl₃). Desilylation of **S,S**_P-**2ac** (0.34 g, 0.94 mmol) gave (eluent: petroleum ether-EtOAc 70:30; R_f = 0.33) (*S,R*_P)-*S-tert*-butyl-2-deuterioferrocenesulfoxide (**S,R**_P-**1c**) in 60% yield (0.165 g) as a yellow solid. Mp 164 °C. IR (ATR) ν 816, 1010, 1033, 1103, 1172, 1359, 1455, 1701, 2308, 2894. ¹H NMR (CDCl₃) δ 1.11 (s, 9H, *t*Bu), 4.34 (br s, 1H, H3), 4.37 (s, 5H, Cp), 4.39 (t, 1H, *J* = 2.5 Hz, H4), 4.68 (br s, 1H, H5). ¹³C{¹H} NMR (CDCl₃) δ 22.9 (3CH₃, CMe₃), 55.1 (C, CMe₃), 65.5 (CH, C5), 69.5 (CH, C4), 69.6 (t, C, *J* = 27.4 Hz, C2, C-D), 70.0 (CH, C3), 70.2 (5CH, Cp), 86.5 (C, C1, C-SO*t*Bu). [α]_D²⁰ +578 (c 1.0, CHCl₃).

3.5.11. (*S,S*_P)-*S-tert*-Butyl-2-iodo-5-(trimethylsilyl)ferrocenesulfoxide (**S,S**_P-**2ab**)

The general procedure A from (*S,S*_P)-*S-tert*-butyl-2-(trimethylsilyl)ferrocenesulfoxide (**S,S**_P-**1a**; 0.725 g, 2.0 mmol) and using I₂ (0.66 g, 2.6 mmol) in THF (2 mL) afforded (eluent: petroleum ether-EtOAc 80:20; R_f = 0.81) the titled product in 78% yield (0.76 g) as an orange-yellow oil. IR (ATR) ν 749, 819, 876, 896, 947, 1003, 1109, 1176, 1247, 1362, 1410, 1456, 1472, 2967 cm⁻¹. ¹H NMR (CDCl₃) δ 0.37 (s, 9H, SiMe₃), 1.27 (s, 9H, *t*Bu), 4.37 (s, 5H, Cp), 4.40 (d, 1H, *J* = 2.5 Hz, H4), 4.81 (d, 1H, *J* = 2.5 Hz, H3). ¹³C{¹H} NMR (CDCl₃) δ 2.4 (3CH₃, SiMe₃), 25.0 (3CH₃, CMe₃), 45.3 (C, C2), 58.1 (C, CMe₃), 70.9 (C, C5), 73.9 (5CH, Cp), 79.2 (CH, C4), 80.9 (CH, C3), 92.5 (C, C1, C-SO*t*Bu). [α]_D²⁰ -78 (c 1.0, CHCl₃). Anal. Calc. for C₁₇H₂₅FeIOSSi (488.28): C 41.82, H 5.16, S 6.57. Found: C 41.46, H 4.90, S 6.19.

3.5.12. (*R,R*_P)-*S*-*tert*-Butyl-2-iodo-5-(trimethylsilyl)ferrocenesulfoxide (**R,R_P-2ab**)

The general procedure A from (*R,R*_P)-*S*-*tert*-butyl-2-(trimethylsilyl)ferrocenesulfoxide (**R,R_P-1a**; 0.25 g, 0.70 mmol) and using I₂ (0.21 g, 0.83 mmol) in THF (5 mL) afforded (eluent: petroleum ether-EtOAc 80:20; R_f = 0.81) the title product in 77% yield (0.26 g) as an orange-yellow oil. IR (ATR) ν 749, 819, 876, 896, 947, 1003, 1109, 1176, 1247, 1362, 1410, 1456, 1472, 2967 cm⁻¹. ¹H NMR (CDCl₃) δ 0.37 (s, 9H, SiMe₃), 1.27 (s, 9H, *t*Bu), 4.36 (s, 5H, Cp), 4.40 (d, 1H, *J* = 2.5 Hz, H4), 4.81 (d, 1H, *J* = 2.5 Hz, H3). The NMR data are similar to those obtained for the *S,S*_P-enantiomer. $[\alpha]_D^{20}$ +78 (c 1.0, CHCl₃). Desilylation of **R,R_P-2ab** (0.26 g, 0.54 mmol) gave (eluent: petroleum ether-EtOAc 80:20; R_f = 0.10) (*R,R*_P)-*S*-*tert*-butyl-2-iodoferrocenesulfoxide (**R,R_P-1b**) in 83% yield (0.19 g) as a yellow solid. Mp 150–152 °C. IR (ATR) ν 730, 817, 913, 1021, 1106, 1171, 1230, 1290, 1365, 1391, 1469, 2972, 3073 cm⁻¹. ¹H NMR (CDCl₃) δ 1.21 (s, 9H, *t*Bu), 4.39 (s, 5H, Cp), 4.48 (t, 1H, *J* = 2.6 Hz, H4), 4.61 (dd, 1H, *J* = 2.4 and 1.4 Hz, H3), 4.69 (dd, 1H, *J* = 2.7 and 1.4 Hz, H5). ¹³C{¹H} NMR (CDCl₃) δ 23.6 (3CH₃, CMe₃), 41.8 (C, C2), 57.4 (C, CMe₃), 65.8 (CH, C5), 70.8 (CH, C4), 73.4 (5CH, Cp), 77.2 (CH, C3), 89.4 (C, C1). $[\alpha]_D^{20}$ -175 (c 1.0, CHCl₃). Anal. Calc. for C₁₄H₁₇FeIOS (416.10): C 40.41, H 4.12, S 7.70. Found: C 40.11, H 4.12, S 7.80.

3.5.13. (*S,S*_P)-*S*-*tert*-Butyl-2-(diphenylphosphinyl)-5-iodoferrocenesulfoxide (**S,S_P-2eb**)

The general procedure A from (*S,S*_P)-*S*-*tert*-butyl-2-(diphenylphosphino)ferrocenesulfoxide (**S,S_P-1e**; 0.41 g, 0.86 mmol) and using I₂ (0.28 g, 1.2 mmol) in THF (1 mL) afforded (eluent: petroleum ether-EtOAc 80:20; R_f = 0.35) the title product in 40% yield (0.20 g) as a brownish-yellow solid. Mp 224 °C. IR (ATR) ν 719, 750, 817, 829, 957, 1003, 1113, 1190, 1206, 1362, 1436, 2892 cm⁻¹. ¹H NMR (CDCl₃) δ 0.97 (s, 9H, *t*Bu), 4.20 (t, 1H, *J* = 2.5 Hz, H4), 4.25 (s, 5H, Cp), 4.83 (dd, 1H, *J* = 2.75 and 2.0 Hz, H3), 7.41–7.52 (m, 6H), 7.77–7.82 (m, 4H). ¹³C{¹H} NMR (CDCl₃) δ 32.2 (3CH₃, CMe₃), 48.5 (C, CMe₃), 59.6 (d, C, *J* = 8.0 Hz, C5, C-1), 74.8 (5CH, Cp), 77.6 (d, CH, *J* = 15.0 Hz, C3), 79.6 (d, CH, *J* = 10.3 Hz, C4), 85.7 (d, C, *J* = 10.7 Hz, C1, C-SO*t*Bu), 128.3 (d, 2CH, *J* = 11.9 Hz, C3' and C5'), 128.4 (d, 2CH, *J* = 12.2 Hz, C3' and C5'), 131.6 (d, CH, *J* = 2.5 Hz, C4'), 131.8 (d, CH, *J* = 2.6 Hz, C4'), 131.9 (d, 2CH, *J* = 24.0 Hz, C2' and C6'), 132.0 (d, 2CH, *J* = 24.4 Hz, C2' and C6'), 133.9 (d, C, *J* = 76.0 Hz, C1'), 134.7 (d, C, *J* = 75.9 Hz, C1'). The C2 peak overlaps with one of the CDCl₃ peak. ³¹P{¹H} NMR (CDCl₃) δ 25.2. $[\alpha]_D^{20}$ -13 (c 0.5, CHCl₃). Anal. Calc. for C₂₆H₂₆FeIO₂PS (616.28): C 50.67, H 4.25, S 5.20. Found: C 50.21, H 4.13, S 5.19.

3.5.14. (*S,R*_P)-2-Bromo-*S*-*tert*-butyl-5-(trimethylsilyl)ferrocenesulfoxide (**S,R_P-2ja**)

The general procedure A from (*S,R*_P)-*S*-*tert*-butyl-2-(trimethylsilyl)ferrocenesulfoxide (**S,R_P-1a**; 0.35 g, 0.97 mmol) and using CBr₄ (0.42 g) in THF (5 mL) afforded (eluent: petroleum ether-EtOAc 50:50; R_f = 0.76) the title product in 65% yield (0.28 g) as an orange solid. Mp 118–120 °C. IR (ATR) ν 756, 836, 883, 949, 1045, 1066, 1108, 1132, 11248, 1372, 1457, 1472, 2956 cm⁻¹. ¹H NMR (CDCl₃) δ 0.31 (s, 9H, SiMe₃), 1.30 (s, 9H, *t*Bu), 4.22 (s, 1H, H4), 4.44 (s, 5H, Cp), 4.82 (s, 1H, H3). ¹³C{¹H} NMR (CDCl₃) δ 1.6 (3CH₃, SiMe₃), 25.3 (3CH₃, CMe₃), 58.1 (C, CMe₃), 73.6 (5CH, Cp), 75.8 (C, C5, C-SiMe₃), 75.9 (CH, C4), 76.0 (C, C2, C-Br), 77.4 (CH, C3), 89.3 (C, C1, C-SO*t*Bu). $[\alpha]_D^{20}$ +274 (c 0.5, CHCl₃). Anal. Calc. for C₁₇H₂₅BrFeOSSi (441.28): C 46.27, H 5.71, S 7.27. Found: C 46.15, H 5.77, S 7.11.

3.5.15. (*S,R*_P)-*S*-*tert*-Butyl-2-iodo-5-(trimethylsilyl)ferrocenesulfoxide (**S,R_P-2ba**)

The general procedure A from (*S,R*_P)-*S*-*tert*-butyl-2-(trimethylsilyl)ferrocenesulfoxide (**S,R_P-1a**; 0.39 g, 1.1 mmol) and using I₂ (0.35 g) in THF (5 mL) afforded (eluent: petroleum ether-EtOAc 40:60; R_f = 0.89) the title product in 81% yield (425 mg) as a yellow solid. The analyses are as reported previously [46].

3.6. General Procedure B: Deprotolithiation of Enantiopure *S*-*tert*-Butylferrocenesulfoxides Using *t*BuLi Followed by Electrophilic Trapping

This was adapted from a previously reported procedure [56,57]. To a solution of the ferrocenesulfoxide (1.0 mmol) in THF (12.5 mL) at -80 °C was added dropwise a

1.6 M pentane solution of *t*BuLi (0.94 mL, 1.5 mmol), and the reaction was stirred at this temperature for 1.5 h before the addition of the electrophile (1.5 mmol unless otherwise specified; either pure for liquids or in solution for solids, as indicated below). The mixture was stirred at $-80\text{ }^{\circ}\text{C}$ for 0.5 h before being warmed to rt. The addition of 1 M HCl (5 mL), extraction with EtOAc ($3 \times 20\text{ mL}$), drying over MgSO_4 , and removal of the solvents under reduced pressure led to the crude product, which was purified by chromatography over silica gel (eluent given in the product description).

3.6.1. (*S,S*_P)-*S*-*tert*-Butyl-2-(diphenylphosphino)ferrocenesulfoxide (*S,S*_P-1e)

The general procedure B from (*S*)-*S*-*tert*-butylferrocenesulfoxide (**S-FcSO*t*Bu**; 0.435 g, 1.5 mmol) and using ClPPh_2 (0.40 mL, 2.25 mmol) afforded (eluent: petroleum ether-EtOAc 50:50; R_f = 0.43) the title product in 92% yield (0.65 g) as a yellow solid. Mp $162\text{ }^{\circ}\text{C}$ (lit. [37] $162\text{--}163\text{ }^{\circ}\text{C}$). IR (ATR) ν 701, 743, 818, 1041, 1072, 1177, 1359, 1433, 1472, 3080 cm^{-1} . ^1H NMR (CDCl_3) δ 1.04 (s, 9H, *t*Bu), 4.16 (s, 5H, Cp), 4.25–4.26 (m, 1H, H3), 4.56 (td, 1H, $J = 2.5$ and 0.8 Hz, H4), 4.63 (dt, 1H, $J = 2.8$ and 1.6 Hz, H5), 7.23–7.25 (m, 3H, H3' and H4'), 7.27–7.30 (m, 2H, H2'), 7.36–7.38 (m, 3H, H4' and H5'), 7.61–7.65 (m, 2H, H6'). $^{13}\text{C}\{^1\text{H}\}$ NMR (CDCl_3) δ 23.8 (d, 3CH₃, $J = 2.3$ Hz, CMe₃), 56.0 (C, CMe₃), 71.5 (5CH, Cp), 72.5 (CH, C4), 73.9 (d, CH, $J = 3.7$ Hz, C5), 75.2 (d, CH, $J = 4.9$ Hz, C3), 76.6 (d, C, $J = 25.3$ Hz, C2, C-PPh₂), 90.1 (d, C, $J = 21.4$ Hz, C1, C-SO*t*Bu), 127.8 (CH, C4'), 128.1 (d, 2CH, $J = 11.8$ Hz, C3' and C5'), 128.1 (d, 2CH, $J = 13.5$ Hz, C3' and C5'), 129.3 (CH, C4'), 132.9 (d, 2CH, $J = 19.4$ Hz, C2'), 135.7 (d, 2CH, $J = 23.0$ Hz, C6'), 138.8 (d, C, $J = 14.4$ Hz, C1'), 140.6 (d, C, $J = 12.7$ Hz, C1'). $^{31}\text{P}\{^1\text{H}\}$ NMR (CDCl_3) δ -25.9. $[\alpha]_D^{20} +474$ (c 1.0, CHCl_3). The NMR data are similar to those obtained for the *R,R*_P-enantiomer [36].

3.6.2. (*S,R*_P)-*S*-*tert*-Butyl-2-(tributylstannyl)ferrocenesulfoxide (*S,R*_P-1f)

The general procedure B from (*S*)-*S*-*tert*-butylferrocenesulfoxide (**S-FcSO*t*Bu**; 1.45 g, 5.0 mmol) and using ClSnBu_3 (2.0 mL) afforded (eluent: petroleum ether-EtOAc -Et₃N 80:18:2; R_f = 0.87) the title product in 95% yield (2.8 g) as an orange oil. IR (ATR) ν 819, 960, 1034, 1107, 1171, 1276, 1362, 1375, 1417, 1457, 2869, 2920, 2953 cm^{-1} . ^1H NMR (CDCl_3) δ 0.92 (t, 9H, $J = 7.3$ Hz, CH₂Me), 1.09 (s, 9H, *t*Bu), 1.03–1.18 (m, 6H, SnCH₂), 1.37 (h, 6H, $J = 7.3$ Hz, CH₂Me), 1.50–1.63 (m, 6H, SnCH₂CH₂), 4.25 (dd, 1H, $J = 2.1$ and 1.1 Hz, H3), 4.27 (s, 5H, Cp), 4.48 (dd, 1H, $J = 2.3$ and 1.1 Hz, H5), 4.52 (t, 1H, $J = 2.4$ Hz, H4). $^{13}\text{C}\{^1\text{H}\}$ NMR (CDCl_3) δ 12.5 (CH₂, SnCH₂), 13.9 (CH₃, CH₂Me), 23.2 (3CH₃, CMe₃), 27.8 (CH₂, CH₂Me), 29.6 (CH₂, SnCH₂CH₂), 55.6 (C, CMe₃), 67.3 (C, C2, C-SnBu₃), 69.3 (CH, C5), 70.0 (5CH, Cp), 73.2 (CH, C4), 76.2 (CH, C3), 90.7 (C, C1, C-SO*t*Bu). $[\alpha]_D^{20} +98$ (c 1.0, CHCl_3). The ^1H NMR data are similar to those reported previously [99].

3.6.3. (*S,S*_P)-*S*-*tert*-Butyl-2-[(α,α -diphenyl)hydroxymethyl]-5-(trimethylsilyl)ferrocenesulfoxide (*S,S*_P-2ag)

The general procedure B from (*S,S*_P)-*S*-*tert*-butyl-2-(trimethylsilyl)ferrocenesulfoxide (**S,S**_P-1a; 0.33 g, 0.90 mmol) and using benzophenone (0.18 g, 1.35 mmol) afforded (eluent: petroleum ether-EtOAc 90:10; R_f = 0.28) the title product in 35% yield (0.17 g) as a yellow solid. Mp $190\text{ }^{\circ}\text{C}$. IR (ATR) ν 700, 756, 817, 911, 927, 1017, 1048, 1126, 1168, 1250, 1447, 2948 cm^{-1} . ^1H NMR (CDCl_3) δ 0.41 (s, 9H, SiMe₃), 0.89 (s, 9H, *t*Bu), 4.15 (br s, 1H, OH), 4.21 (s, 5H, Cp), 4.42 (br s, 1H, H3), 4.46 (d, 1H, $J = 2.7$ Hz, H4), 7.15 (t, 1H, $J = 7.0$ Hz, H4'), 7.20 (t, 2H, $J = 7.3$ Hz, H3' or H5'), 7.23–7.28 (m, 3H, H2' or H5' and H4'), 7.36 (t, 2H, $J = 7.6$ Hz, H3' or H5'), 7.56 (d, 2H, $J = 7.4$ Hz, H2' or H5'). $^{13}\text{C}\{^1\text{H}\}$ NMR (CDCl_3) δ 3.3 (3CH₃, SiMe₃), 25.4 (3CH₃, CMe₃), 58.6 (C, CMe₃), 71.8 (5CH, Cp), 72.4 (C, C5, C-SiMe₃), 76.6 (CH, C3), 78.0 (CH, C4), 79.3 (CH, CH(OH)), 91.7 (C, C1, C-SO*t*Bu), 101.3 (C, C2, C-CH(OH)), 127.0 (CH, C4'), 127.2 (4CH, C2' and C6'), 127.3 (CH, C4'), 128.5 and 127.9 ($2 \times 2\text{CH}$, C3' and C5'), 146.8 (C, C1'), 148.1 (C, C1'). $[\alpha]_D^{20} +16$ (c 1.0, CHCl_3). Anal. Calc. for $\text{C}_{30}\text{H}_{36}\text{FeO}_2\text{SSi}$ (544.61): C 66.16, H 6.66, S 5.89. Found: C 66.23, H 6.82, S 5.65. In this reaction, **S,S**_P-1a was recovered in 40% yield.

3.7. General Procedure C: Deprotolithiation of *S*-*tert*-Butylferrocenesulfoxides Using LiTMP Followed by Electrophilic Trapping

This was adapted from a previously reported procedure [54]. To a stirred, cooled ($-15\text{ }^{\circ}\text{C}$) solution of 2,2,6,6-tetramethylpiperidine (0.28 mL, 1.6 mmol) in THF (2 mL) was added dropwise a 1.4 M hexane solution of *n*BuLi (1.1 mL, 1.5 mmol). The mixture was stirred for 5 min at $-15\text{ }^{\circ}\text{C}$ and then for 2 min at $-80\text{ }^{\circ}\text{C}$ and next cannulated onto a solution of the ferrocenesulfoxide (1.0 mmol) in THF (3 mL) at $-80\text{ }^{\circ}\text{C}$. After 1 h at this temperature, the electrophile (1.5 mmol; either pure for liquids or in solution for solids, as indicated below) was introduced at $-80\text{ }^{\circ}\text{C}$ before warming to rt. The addition of MeOH (0.5 mL) and removal of the solvents under reduced pressure led to the crude product, which was purified by chromatography over silica gel (eluent given in the product description).

3.7.1. (*S*,*S*_P)-*S*-*tert*-Butyl-2-(diphenylphosphino)-5-(trimethylsilyl)ferrocenesulfoxide (*S*,*S*_P-2ea)

The general procedure C from (*S*,*S*_P)-*S*-*tert*-butyl-2-(diphenylphosphino)ferrocenesulfoxide (*S*,*S*_P-1e; 0.47 g) and using ClSiMe₃ (0.19 mL) afforded (eluent: petroleum ether-EtOAc 50:50; R_f = 0.52) the title product in 70% yield (0.38 g) as a yellow solid. Mp $70\text{ }^{\circ}\text{C}$. IR (ATR) ν 742, 820, 896, 1044, 1123, 1169, 1194, 1248, 1362, 1388, 1433, 1471, 1683, 2957 cm^{-1} . ¹H NMR (CDCl₃) δ 0.36 (s, 9H, SiMe₃), 1.08 (s, 9H, *t*Bu), 4.13 (s, 5H, Cp), 4.45 (d, 1H, *J* = 2.4 Hz, H4), 4.52 (d, 1H, *J* = 2.4 Hz, H3), 7.23–7.27 (m, 3H, Ph), 7.29 (dd, 2H, *J* = 7.4 and 1.7 Hz, H2' and/or H6'), 7.36–7.37 (m, 3H, Ph), 7.66 (td, 2H, *J* = 7.6 and 3.0 Hz, H2' and/or H6'). ¹³C{¹H} NMR (CDCl₃) δ 1.9 (3CH₃, SiMe₃), 25.0 (d, 3CH₃, *J* = 4.2 Hz, CMe₃), 56.3 (C, CMe₃), 72.0 (5CH, Cp), 77.8 (d, C, *J* = 27.1 Hz, C2, C-PPh₂), 78.4 (d, CH, *J* = 4.4 Hz, C3), 79.6 (CH, C4), 80.5 (d, C, *J* = 2.2 Hz, C5, C-SiMe₃), 96.9 (d, C, *J* = 21.3 Hz, C1, C-SO*t*Bu), 127.8 (CH, C4'), 128.1 (2CH, C3' and/or C5'), 128.2 (d, 2CH, *J* = 1.8 Hz, C3' and/or C5'), 129.4 (CH, C4'), 132.6 (d, 2CH, *J* = 19.0 Hz, C2' and/or C6'), 136.0 (d, 2CH, *J* = 23.5 Hz, C2' and/or C6'), 138.8 (d, C, *J* = 15.1 Hz, C1'), 141.3 (d, C, *J* = 12.1 Hz, C1'). ³¹P{¹H} NMR (CDCl₃) δ -24.7. [α]_D²⁰ +395 (c 1.0, CHCl₃). Anal. Calc. for C₂₉H₃₅FeOPSSi (546.56): C 63.73, H 6.45, S 5.87. Found: C 63.96, H 6.29, S 6.18. Using 1.1 equiv of LiTMP under the same reaction conditions led to *S*,*S*_P-2ea in 49% yield, and *S*,*S*_P-1e was recovered in 27% yield.

3.7.2. (*S*,*S*_P)-*S*-*tert*-Butyl-4-iodo-2-(trimethylsilyl)ferrocenesulfoxide (*S*,*S*_P-7)

The general procedure C, but using LiTMP (1.1 equiv) from (*S*,*R*_P)-*S*-*tert*-butyl-2-iodoferrocenesulfoxide (*S*,*R*_P-1b; 0.42 g) and using ClSiMe₃ (0.14 mL, 1.1 mmol) afforded (eluent: petroleum ether-EtOAc 70:30; R_f = 0.73) the title product in 46% yield (0.23 g) as an orange solid. Mp $144\text{ }^{\circ}\text{C}$. IR (ATR) ν 754, 820, 834, 875, 965, 1043, 1186, 1329, 1361, 1456, 2956 cm^{-1} . ¹H NMR (CDCl₃) δ 0.36 (s, 9H, SiMe₃), 1.15 (s, 9H, *t*Bu), 4.34 (s, 5H, Cp), 4.53 (d, 1H, *J* = 0.8 Hz, H3), 4.73 (d, 1H, *J* = 0.8 Hz, H5). ¹³C{¹H} NMR (CDCl₃) δ 2.1 (3CH₃, SiMe₃), 23.7 (3CH₃, CMe₃), 41.3 (C, C4, C-I), 56.5 (C, CMe₃), 73.3 (C, C2, C-SiMe₃), 73.4 (5CH, Cp), 76.4 (CH, C5), 83.2 (CH, C3), 92.1 (C, C1, C-SO*t*Bu). [α]_D²⁰ -3 (c 0.7, CHCl₃). Crystal data for *S*,*S*_P-7. C₁₇H₂₅FeIOSSi, *M* = 488.27; orthorhombic *P* 2₁ 2₁ 2₁ (I.T.#19), *a* = 9.243(4), *b* = 11.592(6), *c* = 18.243(8) Å, *V* = 1954.7(16) Å³. *Z* = 4, *d* = 1.659 g·cm⁻³, μ = 2.518 mm⁻¹. A final refinement on *F*² with 4064 unique intensities and 205 parameters converged at $\omega R(F^2)$ = 0.1322 (*R*_F = 0.0605) for 2808 observed reflections with *I* > 2σ(*I*). CCDC 2152198. (*S*,*S*_P)-*S*-*tert*-Butyl-2-iodo-5-(trimethylsilyl)ferrocenesulfoxide (*S*,*S*_P-2ab) was similarly isolated in 16% yield (79 mg). The position of the trimethylsilyl group of *S*,*S*_P-7 was confirmed by iodine/lithium exchange: by successively treating *S*,*S*_P-7 with 2 equiv *n*BuLi in THF (0 °C then rt, 1 h) and MeOH in excess, (*S*,*S*_P)-*S*-*tert*-butyl-2-(trimethylsilyl)ferrocenesulfoxide (*S*,*S*_P-1a) was isolated in 77% yield. By using 1.3 equiv of LiTMP and 1.3 equiv of ClSiMe₃ to perform the iodine migration, *S*,*S*_P-7 was isolated in 49% yield.

3.7.3. (*S,S*_P)-*S*-*tert*-Butyl-2-chloro-5-fluoro-4-methyl-3-(trimethylsilyl)ferrocenesulfoxide (*S,S*_P-12)

The general procedure C from (*S,R*_P)-*S*-*tert*-butyl-5-chloro-2-fluoro-3-methylferrocenesulfoxide (*S,R*_P-11k; 0.17 g, 0.47 mmol) and using ClSiMe₃ (90 μL, 0.70 mmol) afforded (eluent: petroleum ether-EtOAc 80:20; R_f = 0.40) the title product in 36% yield (57 mg) as a yellow solid. Mp 116 °C. IR (ATR) ν 759, 800, 839, 977, 1060, 1108, 1174, 1247, 1322, 1365, 1382, 1411, 1470, 2961 cm⁻¹. ¹H NMR (CDCl₃) δ 0.41 (s, 9H, SiMe₃), 1.29 (s, 9H, *t*Bu), 2.00 (s, 3H, Me), 4.47 (s, 5H, Cp). ¹³C{¹H} NMR (CDCl₃) δ 1.6 (3CH₃, SiMe₃), 11.6 (d, CH₃, *J* = 2.2 Hz, Me), 23.8 (s, 3CH₃, CMe₃), 58.4 (C, CMe₃), 65.9 (d, C, *J* = 1.6 Hz, C3, C-SiMe₃), 71.7 (d, C, *J* = 12.9 Hz, C2, C-Cl), 74.6 (5CH, Cp), 75.3 (d, C, *J* = 10.0 Hz, C4, C-Me), 90.6 (d, C, *J* = 2.1 Hz, C1, C-SO*t*Bu), 134.9 (d, C, *J* = 278.9 Hz, C5, C-F). ¹⁹F{¹H} NMR (CDCl₃) δ -188.4. [α]_D²⁰ +144 (c 1.0, CHCl₃). Anal. Calc. for C₁₈H₂₆ClFFeOSSi (428.84): C 50.41, H 6.11, S 7.48. Found: C 50.19, H 6.17, S 7.31. The starting material was also recovered in 30% yield.

3.8. General Procedure D: Deprotolithiation of *S*-(4-tolyl)ferrocenesulfoxides Using LiTMP Followed by Electrophilic Trapping

This was adapted from a previously reported procedure [54]. To a solution of the *S*-(4-tolyl)ferrocenesulfoxide (0.32 g, 1.0 mmol) in THF (3.5 mL) at -80 °C was added dropwise a solution of LiTMP [prepared at -15 °C by the addition of a 1.4 M hexane solution of *n*BuLi (0.86 mL, 1.2 mmol) to 2,2,6,6-tetramethylpiperidine (0.22 mL, 1.3 mmol) in THF followed by stirring for 5 min (1.5 mL)] cooled at -80 °C. After 0.5 h at this temperature, the electrophile (1.2 mmol unless otherwise specified; either pure for liquids or in solution for solids, as indicated below) was added. The mixture was stirred at -80 °C for 1 h before the addition of H₂O (5 mL) or saturated aqueous Na₂S₂O₃ in the case of I₂. Extraction with EtOAc (3 × 20 mL), drying over MgSO₄, and removal of the solvents under reduced pressure led to the crude product, which was purified by chromatography over silica gel (eluent given in the product description). When subsequent desilylation was performed, the protocol was as follows [64]. The silylated ferrocene (1.0 mmol) was treated by *n*Bu₄NF (1.0 M THF solution; 1.6 mL, 2.0 mmol) in THF (5 mL) at rt for 0.5 h. The solvent was removed under reduced pressure, and the product was purified by chromatography over silica gel (eluent given in the product description).

3.8.1. (*R,R*_P)- and (*S,S*_P)-*S*-(4-Tolyl)-2-(trimethylsilyl)ferrocenesulfoxide (*R,R*_P/*S,S*_P-3a)

The general procedure D from racemic *S*-(4-tolyl)ferrocenesulfoxide (*rac*-FcSO-*p*-Tol) and using ClSiMe₃ (0.15 mL) afforded (eluent: petroleum ether-EtOAc 70:30; R_f = 0.35) the title product in 61% yield (0.24 g) as a yellow solid. Mp 162 °C. IR (ATR) ν 703, 783, 758, 806, 817, 859, 913, 944, 1015, 1033, 1082, 1106, 1180, 1246, 1392, 1470, 1491, 2960, 3074 cm⁻¹. ¹H NMR (CDCl₃) δ 0.40 (s, 9H, SiMe₃), 2.45 (s, 3H, C-Me), 3.94 (dd, 1H, *J* = 2.2 and 1.2 Hz, H5), 4.15 (s, 5H, Cp), 4.33 (dd, 1H, *J* = 2.1 and 1.3 Hz, H3), 4.39 (t, 1H, *J* = 2.4 Hz, H4), 7.35 (d, 2H, *J* = 8.0 Hz, H3' and H5'), 7.70 (d, 2H, *J* = 8.1 Hz, H2' and H6'). ¹³C{¹H} NMR (CDCl₃) δ 0.6 (3CH₃, SiMe₃), 21.6 (CH₃, C-Me), 69.8 (5CH, Cp), 71.1 (CH, C5), 71.9 (CH, C4), 75.1 (C, C2, C-SiMe₃), 77.6 (CH, C3), 98.9 (C, C1, C-SOtolyl), 125.7 (2CH, C2' and C6'), 129.5 (2CH, C3' and C5'), 140.5 (C, C1'), 141.5 (C, C4'). The NMR data are similar to those previously obtained for (*S,S*_P)-*S*-(4-tolyl)-2-(trimethylsilyl)ferrocenesulfoxide (*S,S*_P-3a) [37]. Using 1.5 equiv of LiTMP led to the competitive formation of (*R,R*_P)- and (*S,S*_P)-*S*-[4-methyl-2-(trimethylsilyl)phenyl]-2-(trimethylsilyl)ferrocenesulfoxide (*R,R*_P/*S,S*_P-3a'), isolated (eluent: petroleum ether-EtOAc 70:30; R_f = 0.61) in 19% yield (92 mg) as an orange solid. Mp 145 °C. IR (ATR) ν 753, 820, 873, 1001, 1055, 1105, 1182, 1243, 1408, 1582, 2950 cm⁻¹. ¹H NMR (CDCl₃) δ 0.45 (s, 9H, C2-SiMe₃), 0.45 (s, 9H, C2'-SiMe₃), 2.36 (s, 3H, Me), 3.89 (dd, 1H, *J* = 2.3 and 1.4 Hz, H3 or H4 or H5), 4.29 (s, 5H, Cp), 4.32–4.34 (m, 2H, H3 and/or H4 and/or H5), 7.21 (dd, 1H, *J* = 8.0 and 1.2 Hz, H5'), 7.37 (d, 1H, *J* = 1.2 Hz, H3'), 7.46 (d, 1H, *J* = 8.0 Hz, H6'). ¹³C{¹H} NMR (CDCl₃) δ 1.5 (3CH₃, SiMe₃), 1.6 (3CH₃, SiMe₃), 21.7 (CH₃, C-Me), 70.0 (5CH, Cp), 70.2 (C3 or C4 or C5), 71.8 (C3 or C4 or C5), 73.1 (C, C2, C-SiMe₃), 76.3 (C3 or C4 or C5), 97.9 (C, C1, C-SOtolyl), 127.6 (CH, C6'), 131.0 (CH, C5'),

135.5 (CH, C3'), 139.9 (C, C4'), 140.6 (C, C2'), 150.5 (C, C1'). Anal. Calc. for C₂₃H₃₂FeOSSi₂ (468.58): C 50.95, H 6.88, S 6.84. Found: C 51.06, H 7.10, S 7.04. Under these conditions, **R,Rp/S,Sp-3a** was only obtained in 43% yield (0.17 g).

3.8.2. (*R,Sp*)- and (*S,Rp*)-2-Iodo-*S*-(4-tolyl)ferrocenesulfoxide (**R,Sp/S,Rp-3b**)

The general procedure D (but using 1.5 equiv of LiTMP) from racemic *S*-(4-tolyl)ferrocenesulfoxide (**rac-FcSO-p-Tol**; 0.22 g, 0.68 mmol) and using I₂ (0.26 g, 1.0 mmol) in THF (2 mL) afforded (eluent: petroleum ether-EtOAc 70:30; R_f = 0.26) the title product in 81% yield (0.24 g) as a yellow solid. Mp 226 °C. IR (ATR) ν 808, 826, 909, 1028, 1081, 1181, 1410, 1490, 3074 cm⁻¹. ¹H NMR (CDCl₃) δ 2.44 (s, 3H, Me), 4.07 (dd, 1H, *J* = 2.4 and 1.2 Hz, H5), 4.23 (s, 5H, Cp), 4.35 (t, 1H, *J* = 2.6 Hz, H4), 4.66 (dd, 1H, *J* = 2.5 and 1.3 Hz, H3), 7.35 (d, 2H, *J* = 8.0 Hz, H3' and H5'), 7.71 (d, 2H, *J* = 8.1 Hz, H2' and H6'). ¹³C{¹H} NMR (CDCl₃) δ 21.6 (CH₃), 39.6 (C, C2, C-I), 68.7 (CH, C5), 71.1 (CH, C4), 72.8 (5CH, Cp), 78.2 (CH, C3), 94.2 (C, C1, C-SOtolyl), 125.7 (2CH, C2' and C6'), 129.6 (2CH, C3' and C5'), 140.1 (C, C1'), 141.7 (C, C4'). The NMR data are similar to those previously obtained for (*S,Rp*)-2-iodo-*S*-(4-tolyl)ferrocenesulfoxide (**S,Rp-3b**) [100]. Using 1.1 equiv of LiTMP led to the recovery of starting **rac-FcSO-p-Tol** (20% yield) while **R,Sp/S,Rp-3b** was only obtained in 51% yield.

3.8.3. (*S,Sp*)-2-Deuterio-*S*-(4-tolyl)ferrocenesulfoxide (**S,Sp-3c**)

The general procedure D (but using 2 equiv of LiTMP) from 0.60 mmol of (*S*)-*S*-(4-tolyl)ferrocenesulfoxide (**S-FcSO-p-Tol**; 0.195 g) and using concentrated DCl (0.13 mL) afforded (eluent: petroleum ether-EtOAc 40:60; R_f = 0.59) the title product in a quantitative yield (0.195 g), 80% D, as a yellow solid, and identified by NMR: ¹H NMR (CDCl₃) δ 2.37 (s, 3H, Me), 4.32 (t, 1H, *J* = 2.5 Hz, H4), 4.35–4.38 (m, 2H, H3 and H5), 4.37 (s, 5H, Cp), 7.25 (d, 2H, *J* = 8.4 Hz, H3' and H5'), 7.52 (d, 2H, *J* = 8.2 Hz, H2' and H6'). ¹³C{¹H} NMR (CDCl₃) δ 21.5 (CH₃, Me), 65.3 (t, C, *J* = 27.7 Hz, C2, C-D), 67.9 (CH, C3 or C5), 70.0 (CH, C3, C4 or C5), 70.0 (5CH, Cp), 70.1 (CH, C3, C4 or C5), 94.7 (C, C1, C-SOtolyl), 124.5 (2CH, C2' and C6'), 129.7 (2CH, C3' and C5'), 141.1 (C, C4'), 143.1 (C, C1'). [α]_D²⁰ +344 (c 1.0, CHCl₃). The mp and IR spectra are similar to those recorded for **S-FcSO-p-Tol**.

3.8.4. (*R,Rp*)- and (*S,Sp*)-*S*-(2-Iodo-4-tolyl)-2-(trimethylsilyl)ferrocenesulfoxide (**R,Rp/S,Sp-4**)

The general procedure D (but using 1.8 equiv of LiTMP) from racemic (*R,Rp*)- and (*S,Sp*)-*S*-(4-tolyl)-2-(trimethylsilyl)ferrocenesulfoxide (**R,Rp/S,Sp-3a**; 0.25 g, 0.64 mmol) and using I₂ (0.29 g, 1.2 mmol) in THF (3.0 mL) afforded (eluent: petroleum ether-EtOAc 80:20; R_f = 0.35) the title product in 58% yield (0.195 g) as a yellow solid. Mp 154 °C. IR (ATR) ν 751, 822, 941, 1014, 1044, 1107, 1177, 1244, 1439, 1582, 2951 cm⁻¹. ¹H NMR (CDCl₃) δ 0.41 (s, 9H, SiMe₃), 2.37 (s, 3H, Me), 4.24 (dd, 1H, *J* = 2.5 and 1.3 Hz, H5), 4.28 (s, 5H, Cp), 4.34 (dd, 1H, *J* = 2.5 and 1.3 Hz, H3), 4.42 (t, 1H, *J* = 2.4 Hz, H4), 7.34 (d, 1H, *J* = 8.1 Hz, H5'), 7.71 (s, 1H, H3'), 7.75 (d, 1H, *J* = 7.9 Hz, H6'). ¹³C{¹H} NMR (CDCl₃) δ 0.9 (3CH₃, SiMe₃), 21.0 (CH₃, C-Me), 70.3 (5CH, Cp), 71.4 (CH, C5), 71.9 (CH, C4), 74.5 (C, C2, C-SiMe₃), 77.4 (CH, C3), 94.6 (C, C2', C-I), 98.7 (C, C1, C-SOAr), 128.6 (CH, C6'), 130.2 (CH, C5'), 139.9 (CH, C3'), 143.6 (C, C4'), 145.9 (C, C1'). Anal. Calc. for C₂₀H₂₃FeIOSSi (522.30): C 45.99, H 4.44, S 6.14. Found: C 46.11, H 4.27, S 6.24. Under these conditions, starting **R,Rp/S,Sp-3a** was recovered in 28% yield. Desilylation of **R,Rp/S,Sp-4** (0.16 g, 0.30 mmol) gave (eluent: petroleum ether-EtOAc 80:20; R_f = 0.18) racemic *S*-(2-iodo-4-tolyl)ferrocenesulfoxide (**rac-5**) in a quantitative yield (0.14 g) as a yellow solid. Mp 178 °C. IR (ATR) ν 754, 819, 877, 1012, 1058, 1092, 1159, 1249, 1413, 1457, 1583, 3200 cm⁻¹. ¹H NMR (CDCl₃) δ 2.29 (s, 3H, Me), 4.31 (t, 2H, *J* = 2.0 Hz, H3 and H4), 4.43 (s, 5H, Cp), 4.51 (q, 1H, *J* = 1.7 Hz, H2 or H5), 4.87 (q, 1H, *J* = 1.7 Hz, H2 or H5), 7.31 (d, 1H, *J* = 8.0 Hz, H5'), 7.56 (s, 1H, H3'), 7.76 (d, 1H, *J* = 8.0 Hz, H6'). ¹³C{¹H} NMR (CDCl₃) δ 20.9 (CH₃, C-Me), 64.4 (CH, C2 or C5), 69.5 (CH, C3 or C4), 69.8 (CH, C3 or C4), 69.9 (CH, C2 or C5), 70.2 (5CH, Cp), 92.9 (C, C2', C-I), 94.8 (C, C1, C-SOAr), 125.6 (CH, C6'), 130.3 (CH, C5'), 139.8 (CH, C3'), 142.9 (C, C4'), 146.5 (C,

C1'). Anal. Calc. for $C_{17}H_{15}FeIOS$ (450.12): C 45.36, H 3.36, S 7.12. Found: C 45.78, H 3.59, S 6.87.

3.8.5. (*R,S_P*)- and (*S,R_P*)-2-Iodo-*S*-(4-tolyl)-5-(trimethylsilyl)ferrocenesulfoxide (**R,S_P/S,R_P-6**)

The general procedure D from racemic (*R,S_P*)- and (*S,R_P*)-2-iodo-*S*-(4-tolyl)ferrocenesulfoxide (**R,S_P/S,R_P-3b**; 0.28 g, 0.62 mmol) and using $ClSiMe_3$ (90 μ L, 0.68 mmol) afforded (eluent: petroleum ether-EtOAc 70:30; R_f = 0.89) the title product in 11% yield (37 mg) as a yellow oil. IR (ATR) ν 752, 821, 1003, 1051, 1082, 1108, 1119, 1186, 1243, 1368, 1410, 1491, 1595, 2951 cm^{-1} . 1H NMR ($CDCl_3$) δ 0.08 (s, 9H, $SiMe_3$), 2.34 (s, 3H, Me), 4.41 (d, 1H, $J = 2.5$ Hz, H4), 4.44 (s, 5H, Cp), 4.78 (d, 1H, $J = 2.5$ Hz, H3), 7.19 (d, 2H, $J = 8.0$ Hz, H3' and H5'), 7.35 (d, 1H, $J = 8.2$ Hz, H2' and H6'). $^{13}C\{^1H\}$ NMR ($CDCl_3$) δ 1.0 (3 CH_3 , $SiMe_3$), 21.4 (CH_3 , C-Me), 45.9 (C, C2, C-I), 71.1 (C, C5, C- $SiMe_3$), 73.3 (5CH, Cp), 78.3 (CH, C4), 79.0 (CH, C3), 97.6 (C, C1, C-SOtolyl), 125.6 (2CH, C2' and C6'), 129.5 (2CH, C3' and C5'), 140.4 (C, C1'), 143.3 (C, C4'). Anal. Calc. for $C_{20}H_{23}FeIOSSi$ (522.30): C 45.99, H 4.44, S 6.14. Found: C 46.04, H 4.53, S 6.15. Under these conditions, starting **R,S_P/S,R_P-3b** was recovered in 80% yield.

3.9. General Procedure E: One-Pot Deprotolithiation-Trimethylsilylation-Deprotolithiation-Trapping of *S*-*tert*-Butylferrocenesulfoxides

To a solution of *S*-*tert*-butylferrocenesulfoxide (**S-FcSOtBu** or **R-FcSOtBu**; 0.29 g, 1.0 mmol) in THF (5 mL) at 0 °C was added dropwise a 1.4 M hexane solution of *n*BuLi (0.79 mL, 1.1 mmol). After 15 min, the mixture was warmed to rt and stirred at this temperature for 1 h. $ClSiMe_3$ (0.14 mL, 1.1 mmol) was introduced at 0 °C and, after 15 min, the mixture was warmed to rt and stirred at this temperature for 1 h. To this mixture, cooled at 0 °C, was next added dropwise a 1.4 M hexane solution of *n*BuLi (1.1 mL, 1.5 mmol). After 15 min at 0 °C, the mixture was warmed to rt and stirred at this temperature for 1 h. The electrophile (either pure for liquids or in solution for solids, as indicated below) was next added at 0 °C. The mixture was kept at 0 °C for 15 min and warmed to rt. The addition of 1 M HCl (5 mL), or saturated aqueous $Na_2S_2O_3$ in the case of I_2 , extraction with EtOAc (3 \times 20 mL), drying over $MgSO_4$, and removal of the solvents under reduced pressure led to the crude product, which was purified by chromatography over silica gel (eluent given in the product description). When subsequent desilylation was performed, the protocol was as follows [64]. The silylated ferrocene (1.0 mmol) was treated by nBu_4NF (1.0 M THF solution; 1.6 mL, 2.0 mmol) in THF (5 mL) at rt for 0.5 h. The solvent was removed under reduced pressure, and the product was purified by chromatography over silica gel (eluent given in the product description).

3.9.1. (*S,S_P*)-*S*-*tert*-Butyl-2-iodoferrocenesulfoxide (**S,S_P-2ab**)

The general procedure E, from **S-FcSOtBu**, using I_2 (0.38 g, 1.5 mmol) in THF (3 mL), in situ followed by desilylation, this time using nBu_4NF (8.0 mmol), afforded (eluent: petroleum ether-EtOAc 80:20; R_f = 0.10) the title product in 83% yield (0.19 g) as a yellow solid. Mp 154–156 °C. IR (ATR) ν 807, 891, 1033, 1410, 1491, 2969 cm^{-1} . 1H NMR ($CDCl_3$) δ 1.22 (s, 9H, *t*Bu), 4.40 (s, 5H, Cp), 4.49 (t, 1H, $J = 2.6$ Hz, H4), 4.62 (dd, 1H, $J = 2.4$ and 1.4 Hz, H3), 4.70 (dd, 1H, $J = 2.7$ and 1.4 Hz, H5). The IR and NMR data are similar to those obtained for the *R,R_P*-enantiomer. $[\alpha]_D^{20} +175$ (c 1.0, $CHCl_3$).

3.9.2. (*R,R_P*)-*S*-*tert*-Butyl-2-iodo-5-(trimethylsilyl)ferrocenesulfoxide (**R,R_P-2ab**)

The general procedure E, from **R-FcSOtBu**, using I_2 (0.38 g, 1.5 mmol) in THF (3 mL) afforded (eluent: petroleum ether-EtOAc 80:20; R_f = 0.82) the title product in 53% yield (0.26 g). The analyses are as described above (see Section 3.5.12).

3.9.3. (*S,S_P*)-*S*-*tert*-Butyl-2-methyl-5-(trimethylsilyl)ferrocenesulfoxide (**S,S_P-2ad**)

The general procedure E, from **S-FcSOtBu**, using MeI (88 μ L, 1.5 mmol) afforded (eluent: petroleum ether-EtOAc 80:20; R_f = 0.67) the title product in 74% yield (0.28 g) as an

orange solid. Mp 92 °C. IR (ATR) ν 759, 812, 834, 917, 1014, 1043, 1129, 1239, 2962 cm^{-1} . ^1H NMR (CDCl_3) δ 0.36 (s, 9H, SiMe_3), 1.16 (s, 9H, *t*Bu), 2.14 (s, 3H, Me), 4.22 (d, 1H, $J = 2.5$ Hz, H4), 4.46 (d, 1H, $J = 2.5$ Hz, H3). $^{13}\text{C}\{^1\text{H}\}$ NMR (CDCl_3) δ 2.6 (3 CH_3 , SiMe_3), 15.9 (CH_3 , Me), 24.1 (3 CH_3 , CMe_3), 57.1 (C, CMe_3), 70.2 (C, C5, C-SiMe₃), 71.3 (5CH, Cp), 75.1 (CH, C3), 76.6 (CH, C4), 89.4 (C, C2, C-Me), 91.4 (C, C1, C-SO*t*Bu). Anal. Calc. for $\text{C}_{18}\text{H}_{28}\text{FeOSSi}$ (376.41): C 57.44, H 7.50, S 8.52. Found: C 57.57, H 7.52, S 8.56. Desilylation of **S,Sp-2ad** (0.11 g, 0.30 mmol) gave (eluent: petroleum ether-EtOAc 80:20; Rf = 0.24) (*S,Rp*)-*S-tert*-butyl-2-methylferrocenesulfoxide (**S,Rp-1d**) in a quantitative yield (91 mg) as an orange oil. IR (ATR) ν 750, 812, 956, 1002, 1038, 1106, 1171, 1238, 1362, 1456, 1727, 2974 cm^{-1} . ^1H NMR (CDCl_3) δ 1.14 (s, 9H, *t*Bu), 2.07 (s, 3H, Me), 4.26 (dd, 1H, $J = 2.4$ and 1.5 Hz, H3), 4.28–4.30 (m, 1H, H4), 4.29 (s, 5H, Cp), 4.58 (dd, 1H, $J = 2.6$ and 1.5 Hz, H5). $^{13}\text{C}\{^1\text{H}\}$ NMR (CDCl_3) δ 14.5 (CH_3 , Me), 23.1 (3 CH_3 , CMe_3), 56.2 (C, CMe_3), 65.1 (CH, C5), 68.2 (CH, C4), 70.8 (5CH, Cp), 71.5 (CH, C3), 86.4 (C, C1 or C2), 86.6 (C, C1 or C2). $[\alpha]_D^{20} +325$ (c 0.8, CHCl_3). Anal. Calc. for $\text{C}_{15}\text{H}_{20}\text{FeOS}$ (304.23): C 59.22, H 6.63, S 10.54. Found: C 59.12, H 6.66, S 10.52.

3.9.4. (*S,Rp*)-*S-tert*-Butyl-2-(diphenylphosphino)-5-(trimethylsilyl)ferrocenesulfoxide (**S,Rp-2ae**)

The general procedure E, from **S-FcSO*t*Bu**, using ClPPh_2 (0.27 mL, 1.5 mmol) afforded (eluent: petroleum ether-EtOAc 80:20; Rf = 0.71) the title product in 48% yield (0.22 g) as a yellow oil. IR (ATR) ν 721, 750, 1037, 1119, 1248, 1437, 2956 cm^{-1} . ^1H NMR (CDCl_3) δ 0.41 (s, 9H, SiMe_3), 1.02 (s, 9H, *t*Bu), 4.06 (s, 5H, Cp), 4.57 (d, 1H, $J = 2.6$ Hz, H4), 4.59 (d, 1H, $J = 2.6$ Hz, H3), 7.21–7.32 (m, 5H, Ph), 7.38–7.39 (m, 3H, Ph), 7.65–7.69 (m, 2H, Ph). $^{13}\text{C}\{^1\text{H}\}$ NMR (CDCl_3) δ 2.8 (3 CH_3 , SiMe_3), 24.8 (d, 3 CH_3 , $J = 3.3$ Hz, CMe_3), 57.0 (C, CMe_3), 71.8 (5CH, Cp), 74.0 (C, C5, C-SiMe₃), 77.7 (d, CH, $J = 4.0$ Hz, C3), 80.4 (CH, C4), 81.7 (d, C, $J = 18.3$ Hz, C2, C-PPh₂), 99.1 (d, C, $J = 24.8$ Hz, C1, C-SO*t*Bu), 128.1, 128.2, 128.3, 128.3, 128.4 and 129.7 (6CH, C3', C4' and C5'), 132.6 and 135.7 (d, 2CH, $J = 18.7$ Hz and d, 2CH, $J = 23.3$ Hz; C2' and C6'), 138.3 and 140.0 (d, C, $J = 10.0$ Hz and d, C, $J = 8.4$ Hz; C1'). $^{31}\text{P}\{^1\text{H}\}$ NMR (CDCl_3) δ -25.8. $[\alpha]_D^{20} +123$ (c 1.0, CHCl_3). Anal. Calc. for $\text{C}_{29}\text{H}_{35}\text{FeOPSSi}$ (546.56): C 63.73, H 6.45, S 5.87. Found: C 63.76, H 6.10, S 5.83.

3.9.5. (*S,Sp*)-*S-tert*-Butyl-2-[(α,α -diphenyl)hydroxymethyl]-5-(trimethylsilyl)ferrocenesulfoxide (**S,Sp-2ag**)

The general procedure E, from **S-FcSO*t*Bu**, using benzophenone (0.27 g, 1.5 mmol) afforded (eluent: petroleum ether-EtOAc 80:20; Rf = 0.40) the title product in 51% yield (0.30 g) as a yellow solid. ^1H NMR (CDCl_3) δ 0.42 (s, 9H, SiMe_3), 0.89 (s, 9H, *t*Bu), 4.14 (br s, 1H, OH), 4.21 (s, 5H, Cp), 4.42 (br s, 1H, H3), 4.46 (d, 1H, $J = 2.7$ Hz, H4), 7.15–7.26 (m, 6H, ArH), 7.36 (t, 2H, $J = 7.6$ Hz, H3' or H5'), 7.56 (d, 2H, $J = 7.4$ Hz, H2' or H5'). The NMR data are similar to those obtained previously (see Section 3.6.3). $[\alpha]_D^{20} +16$ (c 1.0, CHCl_3).

3.9.6. (*S,Sp*)-*S-tert*-Butyl-2-(dimethylaminomethyl)-5-(trimethylsilyl)ferrocenesulfoxide (**S,Sp-2ah**)

The general procedure E, from **S-FcSO*t*Bu**, using *N,N*-dimethylmethyleiminium iodide (0.28 g, 1.5 mmol) afforded (eluent: petroleum ether-EtOAc- NEt_3 72:18:10; Rf = 0.80) the title product in 66% yield (0.24 g) as an orange oil. IR (ATR) ν 753, 817, 835, 920, 954, 999, 1044, 1070, 1123, 1146, 1172, 1247, 1363, 1390, 1455, 1677, 2766, 2815, 2951 cm^{-1} . ^1H NMR (CDCl_3) δ 0.38 (s, 9H, SiMe_3), 1.22 (s, 9H, *t*Bu), 2.16 (s, 6H, NMe_2), 3.09 (d, 1H, $J = 13.0$ Hz, CHHNMe_2), 3.66 (d, 1H, $J = 13.1$ Hz, CHHNMe_2), 4.28 (d, 1H, $J = 2.5$ Hz, H4), 4.29 (s, 5H, Cp), 4.57 (d, 1H, $J = 2.5$ Hz, H3). $^{13}\text{C}\{^1\text{H}\}$ NMR (CDCl_3) δ 2.5 (3 CH_3 , SiMe_3), 24.9 (3 CH_3 , CMe_3), 45.4 (2 CH_3 , NMe_2), 56.6 (C, CMe_3), 58.5 (CH_2 , CH_2NMe_2), 71.0 (C, C5, C-SiMe₃), 71.3 (5CH, Cp), 76.1 (CH, C3), 76.9 (CH, C4), 91.3 (C, C1, C-SO*t*Bu), 93.2 (C, C2, C- CH_2NMe_2). $[\alpha]_D^{20} +284$ (c 1.0, CHCl_3). Anal. Calc. for $\text{C}_{20}\text{H}_{33}\text{FeNOSSi}$ (419.48): C 57.27, H 7.93, N 3.34, S 7.64. Found: C 57.35, H 8.06, N 3.28, S 7.70. (*S,Sp*)-*S-tert*-Butyl-2-formyl-5-(trimethylsilyl)ferrocenesulfoxide (**S,Sp-2ah'**) was also obtained (eluent: petroleum ether-EtOAc- NEt_3 72:18:10; Rf = 0.66) in 23% yield as an orange oil and identified by NMR: ^1H NMR (CDCl_3) δ 0.40 (s, 9H, SiMe_3), 1.15 (s, 9H, *t*Bu), 4.45 (s, 5H, Cp), 4.77

(d, 1H, $J = 2.7$ Hz, H4), 5.07 (d, 1H, $J = 2.7$ Hz, H3), 10.1 (s, 1H, CHO). Desilylation of **S,Sp-2ah** (0.11 g, 0.26 mmol) gave (eluent: petroleum ether-EtOAc-Et₃N 72:18:10; R_f = 0.30) (*S,R_p*)-*S-tert*-butyl-2-(dimethylaminomethyl)ferrocenesulfoxide (**S,R_p-1h**) in a quantitative yield (91 mg) as an orange solid. Mp 94–96 °C. IR (ATR) ν 753, 1050, 1247, 1457, 1677, 1903, 2300, 2951 cm⁻¹. ¹H NMR (CDCl₃) δ 1.19 (s, 9H, *t*Bu), 2.15 (s, 6H, NMe₂), 3.06 (d, 1H, $J = 13.0$ Hz, CHH), 3.60 (d, 1H, $J = 13.0$ Hz, CHH), 4.32 (s, 5H, Cp), 4.37 (s, 1H, H3 or H4), 4.37 (s, 1H, H3 or H4), 4.64 (s, 1H, H5). ¹³C{¹H} NMR (CDCl₃) δ 23.6 (3CH₃, CMe₃), 45.4 (CH₃, NMe₂), 56.3 (C, CMe₃), 57.9 (CH₂), 65.9 (CH, C5), 68.7 (CH, C4), 70.9 (5CH, Cp), 72.4 (CH, C3), 88.2 (C, C1 or C2), 88.5 (C, C1 or C2). [α]_D²⁰ +36 (c 0.5, CHCl₃). Anal. Calc. for C₁₇H₂₅FeNOS (347.30): C 58.79, H 7.26, N 4.03, S 9.23. Found: C 59.18, H 7.32, N 3.92, S 9.25.

3.9.7. (*S,Sp*)-*S-tert*-Butyl-2-fluoro-5-(trimethylsilyl)ferrocenesulfoxide (**S,Sp-2ai**)

The general procedure E, from **S-FcSO_tBu** and at a 5.0 mmol scale, using *N*-fluorobenzenesulfonimide (2.35 g, 7.5 mmol) afforded (eluent: petroleum ether-EtOAc 80:20; R_f = 0.83) the title product in 67% yield (1.27 g) as an orange solid. Mp 104 °C. IR (ATR) ν 757, 818, 833, 914, 1003, 1042, 1109, 1123, 1176, 1242, 1365, 1391, 1452, 1517, 2957 cm⁻¹. ¹H NMR (CDCl₃) δ 0.34 (s, 9H, SiMe₃), 1.18 (s, 9H, *t*Bu), 3.98 (t, 1H, $J = 2.5$ Hz, H4), 4.43 (s, 5H, Cp), 4.68 (t, 1H, $J = 3.0$ Hz, H3). ¹³C{¹H} NMR (CDCl₃) δ 2.1 (3CH₃, SiMe₃), 23.6 (3CH₃, CMe₃), 57.5 (C, CMe₃), 60.9 (d, CH, $J = 14.5$ Hz, C3), 65.2 (d, C, $J = 2.5$ Hz, C5, C-SiMe₃), 69.2 (d, CH, $J = 5.1$ Hz, C4), 71.8 (5CH, Cp), 80.3 (d, C, $J = 8.9$ Hz, C1, C-SO_tBu), 137.1 (d, C, $J = 273.9$ Hz, C2, C-F). ¹⁹F{¹H} NMR (CDCl₃) δ -180.3. [α]_D²⁰ +118 (c 1.0, CHCl₃). Anal. Calc. for C₁₇H₂₅FFeOSSi (380.37): C 53.68, H 6.63, S 8.43. Found: C 53.66, H 6.61, S 8.48. Reduction [82] of (*S,Sp*)-*S-tert*-butyl-2-fluoro-5-(trimethylsilyl)ferrocenesulfoxide (**S,Sp-2ai**) was performed as follows. To a solution of **S,Sp-2ai** (0.22 g, 0.58 mmol) and NaI (0.34 g, 2.3 mmol) in acetone (3 mL) at 0 °C was added dropwise a solution of trifluoroacetic anhydride (0.32 mL, 2.3 mmol) in acetone (6 mL). After 5 min at 0 °C, a saturated aqueous solution of Na₂S₂O₃ (5 mL) was added. Extraction by EtOAc (3 × 10 mL), washing by water (10 mL), drying over MgSO₄, and removal of the solvents under reduced pressure led to the crude product. Purification by chromatography over silica gel (eluent: petroleum ether-EtOAc 80:20; R_f = 0.91) gave (*S_p*)-2-(*tert*-butylthio)-1-fluoro-3-(trimethylsilyl)ferrocene (**S_p-8ai**) in a quantitative yield (0.22 g) as an orange solid identified by NMR: ¹H NMR (CDCl₃) δ 0.32 (s, 9H, SiMe₃), 1.25 (s, 9H, *t*Bu), 3.82 (t, 1H, $J = 2.3$ Hz, H4), 4.23 (s, 5H, Cp), 4.65 (t, 1H, $J = 3.1$ Hz, H3). Desilylation of **S,Sp-2ai** (32 mg, 80 μmol) gave (eluent: petroleum ether-EtOAc 80:20; R_f = 0.32) (*S,R_p*)-*S-tert*-butyl-2-fluoroferrocenesulfoxide (**S,R_p-1i**) in a quantitative yield (25 mg) as an orange oil. IR (ATR) ν 824, 985, 1044, 1164, 1363, 1407, 1449, 1647, 2961, 3098, 3474 cm⁻¹. ¹H NMR (CDCl₃) δ 1.16 (s, 9H, *t*Bu), 4.07 (dd, 1H, $J = 4.3$ and 2.7 Hz, H4), 4.33 (t, 1H, $J = 2.3$ Hz, H5), 4.47 (s, 5H, Cp), 4.49 (dd, 1H, $J = 4.7$ and 3.0 Hz, H4). ¹³C{¹H} NMR (CDCl₃) δ 22.7 (3CH₃, CMe₃), 56.3 (C, CMe₃), 58.0 (d, CH, $J = 14.2$ Hz, C3), 59.4 (CH, C5), 61.9 (d, CH, $J = 3.5$ Hz, C4), 71.6 (5CH, Cp), 75.1 (d, C, $J = 13.5$ Hz, C1, C-SO_tBu), 136.2 (d, C, $J = 273.2$ Hz, C2, C-F). ¹⁹F{¹H} NMR (CDCl₃) δ -188.0. [α]_D²⁰ +504 (c 0.5, CHCl₃). Anal. Calc. for C₁₄H₁₇FFeOS (308.19): C 54.56, H 5.56, S 10.40. Found: C 54.53, H 5.61, S 10.19. Reduction [82] of (*S,R_p*)-*S-tert*-butyl-2-fluoroferrocenesulfoxide (**S,R_p-1i**; 0.92 g, 3.0 mmol), upon treatment by NaI (1.8 g, 12 mmol) and trifluoroacetic anhydride (2.5 g, 12 mmol) in acetone (16 mL) at 0 °C for 5 min, gave after purification by chromatography over silica gel (eluent: petroleum ether; R_f = 0.58) (*R_p*)-1-(*tert*-butylthio)-2-fluoroferrocene (**R_p-8i**) in a quantitative yield (0.88 g) as an orange solid. Mp 68–70 °C. IR (ATR) ν 820, 886, 992, 1018, 1075, 1106, 1166, 1218, 1243, 1340, 1361, 1411, 1453, 1626, 1731, 2920, 2961, 3098, 3472 cm⁻¹. ¹H NMR (CDCl₃) δ 1.23 (s, 9H, *t*Bu), 3.92 (q, 1H, $J = 1.65$ Hz, H4), 4.03 (br s, 1H, H5), 4.26 (s, 5H, Cp), 4.45 (br s, 1H, H3). ¹³C{¹H} NMR (CDCl₃) δ 30.8 (3CH₃, CMe₃), 46.3 (C, CMe₃), 57.2 (d, CH, $J = 15.6$ Hz, C3), 61.4 (d, CH, $J = 4.1$ Hz, C4), 64.3 (d, C, $J = 15.8$ Hz, C1, C-S_tBu), 70.0 (CH, C5), 70.9 (5CH, Cp), 137.0 (d, C, $J = 270.5$ Hz, C2, C-F). ¹⁹F{¹H} NMR (CDCl₃) δ -187.2. Anal. Calc. for C₁₄H₁₇FFeS (292.19): C 57.55, H 5.86, S 10.97. Found: C 57.12, H 5.93, S 10.99.

3.10. General Procedure F: Attempted “Halogen Dance” Using LiTMP

To a stirred, cooled ($-15\text{ }^{\circ}\text{C}$) solution of 2,2,6,6-tetramethylpiperidine (0.19 mL, 1.1 mmol) in THF (5 mL) was added a 1.4 M hexane solution of *n*BuLi (0.79 mL, 1.1 mmol). The mixture was stirred for 5 min at $-15\text{ }^{\circ}\text{C}$ and then for 2 min at $-50\text{ }^{\circ}\text{C}$ before the introduction of the iodoferrocene (1.0 mmol) in one portion. After 2 h at this temperature, methanol in excess (2 mL) was introduced at $-50\text{ }^{\circ}\text{C}$ before warming to rt and the addition of aqueous HCl (1 M, 10 mL). Extraction with EtOAc ($3 \times 20\text{ mL}$), drying over MgSO_4 , and removal of the solvents under reduced pressure led to the crude product, which was purified by chromatography over silica gel (eluent given in the product description).

3.10.1. From (*S,R*_P)-*S*-tert-Butyl-2-iodo-5-(trimethylsilyl)ferrocenesulfoxide (**S,R_P-2ba**)

The general procedure F from 0.43 mmol of **S,R_P-2ba** (0.21 g) afforded (*S,R*_P)-*S*-tert-butyl-2-(trimethylsilyl)ferrocenesulfoxide (**S,R_P-1a**) (eluent: petroleum ether-EtOAc 60:40; *R*_f = 0.38) in 39% yield (60 mg) as an orange oil. The analyses were as described previously [46].

3.10.2. From (*S,S*_P)-2-Bromo-*S*-tert-butyl-5-(trimethylsilyl)ferrocenesulfoxide (**S,R_P-2ja**)

The general procedure F from 0.25 mmol of **S,R_P-2ja** (0.11 g) afforded (eluent: petroleum ether-EtOAc 50:50; *R*_f = 0.42) (*S,R*_P)-*S*-tert-butyl-2-(trimethylsilyl)ferrocenesulfoxide (**S,R_P-1a**) in 33% yield (30 mg) as an orange oil (see Section 3.10.1).

3.11. General Procedure G: Deprotolithiation of Enantiopure Ferrocenes using *s*BuLi Followed by Electrophilic Trapping

This was adapted from a previously reported procedure [52,64]. To a solution of the ferrocene (1.0 mmol) in THF (3 mL) at $-75\text{ }^{\circ}\text{C}$ was added dropwise a 1.3 M cyclohexane solution of *s*BuLi (0.92 mL, 1.2 mmol), and the reaction was stirred at this temperature for 1 h before the addition of the electrophile (1.2 mmol unless otherwise specified; either pure for liquids or in solution for solids, as indicated below). The mixture was stirred at $-75\text{ }^{\circ}\text{C}$ for 15 min before being warmed to rt. The addition of 1 M HCl (5 mL), or saturated aqueous $\text{Na}_2\text{S}_2\text{O}_3$ in the case of I_2 , extraction with EtOAc ($3 \times 20\text{ mL}$), drying over MgSO_4 , and removal of the solvents under reduced pressure led to the crude product, which was purified by chromatography over silica gel (eluent given in the product description). When subsequent desilylation was performed, the protocol was as follows [64]. The silylated ferrocene (1.0 mmol) was treated by *n*Bu₄NF (1.0 M THF solution; 1.6 mL, 2.0 mmol) in THF (5 mL) at rt for 0.5 h. The solvent was removed under reduced pressure, and the product was purified by chromatography over silica gel (eluent given in the product description).

3.11.1. (*S,R*_P)-*S*-tert-Butyl-2-fluoro-5-iodoferrocenesulfoxide (**S,R_P-2bi**)

The general procedure G from (*S,R*_P)-*S*-tert-butyl-2-fluoroferrocenesulfoxide (**S,S_P-2ai**; 0.495 g, 1.6 mmol) and using I_2 (0.49 g) in THF (5 mL) afforded (eluent: petroleum ether-EtOAc 80:20; *R*_f = 0.44) the title product in 8% yield (58 mg) as a yellow oil. IR (ATR) ν 825, 880, 992, 1058, 1107, 1129, 1174, 1250, 1339, 1363, 1384, 1412, 1498, 1704, 2960, 3084 cm^{-1} . ^1H NMR (CDCl_3) δ 1.28 (s, 9H, *t*Bu), 4.37 (dd, 1H, *J* = 2.4 and 1.5 Hz, H4), 4.51 (s, 5H, C_P), 4.60 (t, 1H, *J* = 2.9 Hz, H3). $^{13}\text{C}\{^1\text{H}\}$ NMR (CDCl_3) δ 23.9 (3CH₃, CMe₃), 27.1 (C, C5, C-I), 58.6 (C, CMe₃), 59.7 (d, CH, *J* = 14.9 Hz, C3), 70.8 (d, CH, *J* = 3.2 Hz, C4), 71.8 (d, C, *J* = 11.6 Hz, C1, C-SO*t*Bu), 74.9 (5CH, C_P), 135.0 (d, C, *J* = 278.7 Hz, C2, C-F). $^{19}\text{F}\{^1\text{H}\}$ NMR (CDCl_3) δ -184.2 . $[\alpha]_D^{20}$ +446 (c 1.0, CHCl_3). Anal. Calc. for C₁₄H₁₆FFeIOS (434.09): C 38.74, H 3.72, S 7.39. Found: C 38.56, H 4.15, S 7.20. The low yield was due to the isolation of an impure fraction in which the yield of **S,R_P-2bi** can be estimated at 56%.

3.11.2. (*S,S*_P)-*S*-tert-Butyl-2-(diphenylphosphino)-5-fluoroferrocenesulfoxide (**S,S_P-2ei**)

The general procedure G from (*S,R*_P)-*S*-tert-butyl-2-fluoroferrocenesulfoxide (**S,S_P-2ai**; 92 mg, 0.30 mmol) and using ClPPh₂ (60 μL) afforded (eluent: petroleum ether-EtOAc 50:50; *R*_f = 0.67) the title product in 60% yield (88 mg) as a yellow oil. IR (ATR) ν 723,

743, 1026, 1061, 1119, 1175, 1216, 1247, 1284, 1364, 1391, 1414, 1452, 1548, 1709, 2975, 3056 cm^{-1} . ^1H NMR (CDCl_3) δ 1.07 (s, 9H, *t*Bu), 3.95 (br s, 1H, H3), 4.74 (t, 1H, $J = 3.0$ Hz, H4), 7.24–7.29 (m, 5H, Ph), 7.33–7.37 (m, 3H, Ph), 7.55–7.58 (m, 2H, Ph). $^{13}\text{C}\{^1\text{H}\}$ NMR (CDCl_3) δ 23.5 (3 CH_3 , CMe_3), 57.1 (C, CMe_3), 60.4 (d, CH, $J = 14.2$ Hz, C4), 66.9 (t, CH, $J = 4.1$ Hz, C3), 71.0 (d, C, $J = 27.8$ Hz, C2, C-PPh₂), 73.0 (5CH, Cp), 78.6 (dd, C, $J = 22.4$ and 9.8 Hz, C1, C-SO*t*Bu), 128.0 (CH, C4'), 128.1 (d, 2CH, $J = 4.8$ Hz, C3' and/or C5'), 128.2 (d, 2CH, $J = 6.5$ Hz, C3' and/or C5'), 129.4 (CH, C4'), 132.8 (d, 2CH, $J = 19.4$ Hz, C2' and/or C6'), 135.7 (d, 2CH, $J = 23.1$ Hz, C2' and/or C6'), 138.1 (dd, C, $J = 276.6$ and 5.2 Hz, C5, C-F), 138.1 (d, C, $J = 14.4$ Hz, C1'), 140.1 (d, C, $J = 12.9$ Hz, C1'). $^{19}\text{F}\{^1\text{H}\}$ NMR (CDCl_3) δ -181.8. $^{31}\text{P}\{^1\text{H}\}$ NMR (CDCl_3) δ -25.3. $[\alpha]_D^{20} +378$ (*c* 1.0, CHCl_3). Anal. Calc. for $\text{C}_{26}\text{H}_{26}\text{FFeOPS}$ (492.37): C 63.43, H 5.32, S 6.51. Found: C 63.40, H 5.22, S 6.18.

3.11.3. (*S,S*_P)-*S*-*tert*-Butyl-2-fluoro-3-iodo-5-(trimethylsilyl)ferrocenesulfoxide (*S,S*_P-**9b**)

The general procedure G from (*S,S*_P)-*S*-*tert*-butyl-2-fluoro-5-(trimethylsilyl)ferrocenesulfoxide (*S,S*_P-**2ai**; 0.38 g) and using I_2 (0.31 g) in THF (4 mL) afforded (eluent: petroleum ether-EtOAc 80:20; *R*_f = 0.71) the title product in 94% yield (0.48 g) as an orange solid. Mp 170 °C. IR (ATR) ν 709, 749, 822, 929, 1028, 1115, 1168, 1245, 1362, 1428, 2956 cm^{-1} . ^1H NMR (CDCl_3) δ 0.34 (s, 9H, SiMe₃), 1.19 (s, 9H, *t*Bu), 4.26 (d, 1H, $J = 0.9$ Hz, H4), 4.41 (s, 5H, Cp). $^{13}\text{C}\{^1\text{H}\}$ NMR (CDCl_3) δ 2.1 (3 CH_3 , SiMe₃), 23.6 (3 CH_3 , CMe_3), 31.2 (C, C3, C-I), 57.9 (C, CMe_3), 66.5 (d, C, $J = 3.0$ Hz, C5, C-SiMe₃), 74.7 (5CH, Cp), 75.2 (CH, C4), 79.3 (d, C, $J = 9.8$ Hz, C1, C-SO*t*Bu), 136.5 (d, C, $J = 275.0$ Hz, C2, C-F). $^{19}\text{F}\{^1\text{H}\}$ NMR (CDCl_3) δ -178.2. $[\alpha]_D^{20} +28$ (*c* 1.0, CHCl_3). Crystal data for *S,S*_P-**9b**. $\text{C}_{17}\text{H}_{24}\text{FFeIOSSi}$, $M = 506.26$; orthorhombic $P 2_1 2_1 2_1$ (I.T.#19), $a = 9.2687(9)$, $b = 11.6233(9)$, $c = 18.3737(18)$ Å, $V = 1979.5(3)$ Å³. $Z = 4$, $d = 1.699$ g·cm⁻³, $\mu = 2.497$ mm⁻¹. A final refinement on F^2 with 4510 unique intensities and 206 parameters converged at $\omega R(F^2) = 0.0673$ ($R_F = 0.0286$) for 4349 observed reflections with $I > 2\sigma(I)$. CCDC 2152199.

3.11.4. (*S,S*_P)-*S*-*tert*-Butyl-2-fluoro-3-methyl-5-(trimethylsilyl)ferrocenesulfoxide (*S,S*_P-**9d**)

The general procedure G from (*S,S*_P)-*S*-*tert*-butyl-2-fluoro-5-(trimethylsilyl)ferrocenesulfoxide (*S,S*_P-**2ai**; 1.1 g, 3.0 mmol) and using MeI (0.22 mL, 3.6 mmol) afforded (eluent: petroleum ether-EtOAc 80:20; *R*_f = 0.80) the title product in 96% yield (1.1 g) as an orange oil. IR (ATR) ν 755, 780, 817, 835, 962, 1003, 1051, 1116, 1174, 1243, 1289, 1364, 1378, 1408, 1456, 1473, 1497, 2899, 2957 cm^{-1} . ^1H NMR (CDCl_3) δ 0.32 (s, 9H, SiMe₃), 1.17 (s, 9H, *t*Bu), 2.06 (s, 3H, Me), 3.95 (d, 1H, $J = 2.4$ Hz, H4), 4.33 (s, 5H, Cp). $^{13}\text{C}\{^1\text{H}\}$ NMR (CDCl_3) δ 2.2 (3 CH_3 , SiMe₃), 11.3 (d, CH₃, $J = 2.5$ Hz, Me), 23.6 (3 CH_3 , CMe_3), 57.3 (C, CMe_3), 62.2 (d, C, $J = 2.6$ Hz, C5, C-SiMe₃), 70.95 (d, CH, $J = 4.4$ Hz, C4), 72.4 (5CH, Cp), 76.0 (d, C, $J = 13.3$ Hz, C3, C-Me), 79.3 (d, C, $J = 9.1$ Hz, C1, C-SO*t*Bu), 136.2 (d, C, $J = 273.8$ Hz, C2, C-F). $^{19}\text{F}\{^1\text{H}\}$ NMR (CDCl_3) δ -184.3. $[\alpha]_D^{20} +320$ (*c* 1.0, CHCl_3). Anal. Calc. for $\text{C}_{18}\text{H}_{27}\text{FFeOSSi}$ (394.40): C 54.82, H 6.90, S 8.13. Found: C 55.13, H 7.04, S 7.59. Desilylation of *S,S*_P-**9d** (0.59 g, 1.5 mmol) gave (eluent: petroleum ether-EtOAc 80:20; *R*_f = 0.25) (*S,R*_P)-*S*-*tert*-butyl-2-fluoro-3-methylferrocenesulfoxide (*S,R*_P-**10**) in a quantitative yield (0.48 g) as an orange oil, which was identified by NMR: ^1H NMR (CDCl_3) δ 1.18 (s, 9H, *t*Bu), 2.06 (s, 3H, Me), 4.05 (br s, 1H, H4), 4.22 (br s, 1H, H5), 4.38 (s, 5H, Cp).

3.11.5. (*S,R*_P)-*S*-*tert*-Butyl-2-fluoro-5-iodo-3-methylferrocenesulfoxide (*S,R*_P-**11b**)

The general procedure G from (*S,R*_P)-*S*-*tert*-butyl-2-fluoro-3-methylferrocenesulfoxide (*S,R*_P-**10**; 0.33 g) and using I_2 (0.31 g) in THF (4 mL) afforded (eluent: petroleum ether-EtOAc 80:20; *R*_f = 0.58) the title product in 45% yield (0.20 g) as an orange oil. IR (ATR) ν 749, 824, 933, 1002, 1051, 1107, 1127, 1175, 1216, 1293, 1342, 1363, 1412, 1470, 1487, 1712, 2923, 2961, 3080 cm^{-1} . ^1H NMR (CDCl_3) δ 1.28 (s, 9H, *t*Bu), 2.00 (s, 3H, Me), 4.37 (d, 1H, $J = 2.0$ Hz, H4), 4.42 (s, 5H, Cp).

3.11.6. (*S,R_P*)-*S-tert*-Butyl-5-chloro-2-fluoro-3-methylferrocenesulfoxide (*S,R_P*-11k)

The general procedure G from (*S,R_P*)-*S-tert*-butyl-2-fluoro-3-methylferrocenesulfoxide (*S,R_P*-10; 0.55 g, 1.7 mmol) and using C₂Cl₆ (0.44 g, 1.9 mmol) in THF (2 mL) afforded (eluent: petroleum ether-EtOAc 80:20; R_f = 0.44) the title product in 83% yield (0.50 g) as a yellow oil. IR (ATR) ν 749, 790, 825, 960, 1003, 1058, 1107, 1130, 1176, 1216, 1320, 1363, 1410, 1456, 1471, 1489, 1715, 2925, 2965, 3081 cm⁻¹. ¹H NMR (CDCl₃) δ 1.27 (s, 9H, *t*Bu), 2.01 (s, 3H, Me), 4.30 (d, 1H, *J* = 1.5 Hz, H4), 4.48 (s, 5H, Cp). ¹³C{¹H} NMR (CDCl₃) δ 10.7 (d, CH₃, *J* = 2.7 Hz, Me), 23.6 (3CH₃, CMe₃), 58.3 (C, CMe₃), 65.3 (d, CH, *J* = 2.2 Hz, C4), 70.5 (d, C, *J* = 12.5 Hz, C1, C-SO*t*Bu), 70.8 (d, C, *J* = 13.3 Hz, C3, C-Me), 74.7 (5CH, Cp), 84.9 (C, C5, C-Cl), 133.5 (d, C, *J* = 277.7 Hz, C2, C-F). ¹⁹F{¹H} NMR (CDCl₃) δ -190.8. $[\alpha]_D^{20}$ +84 (c 0.5, CHCl₃). Anal. Calc. for C₁₅H₁₈ClFeOS (356.66): C 50.51, H 5.09, S 8.99. Found: C 50.54, H 5.13, S 9.02. *S,R_P*-11k was converted to (*S,R_P*)-*S-tert*-butyl-2-fluoro-5-iodo-3-methylferrocenesulfoxide (*S,R_P*-11b) by chlorine/lithium exchange as follows. To a solution of *S,R_P*-11k (0.49 g, 1.4 mmol) in THF (5 mL) at -75 °C was added dropwise a 1.3 M cyclohexane solution of *s*BuLi (1.3 mL, 1.65 mmol), and the reaction was stirred at this temperature for 1 h before the addition of I₂ (0.38 g, 1.5 mmol) in THF (3 mL). The mixture was stirred at -75 °C for 15 min before being warmed to rt. The addition of saturated aqueous Na₂S₂O₃ (10 mL), extraction with EtOAc (3 × 20 mL), drying over MgSO₄, and removal of the solvents under reduced pressure led to the crude product, which was purified by chromatography over silica gel (eluent: petroleum ether-EtOAc 80:20; R_f = 0.58) to afford *S,R_P*-11b in 51% yield (0.31 g), the rest being recovered *S,R_P*-11k. By using the same protocol with C₂Cl₆ as the electrophile, *S,R_P*-11b was also converted to *S,R_P*-11k, which was isolated in 45% yield.

3.12. Computational Details

The quantum chemical calculations were performed using GAUSSIAN 09 package [101]. All computations were conducted within the DFT framework. The CAM-B3LYP [102] hybrid functional was employed. The optimized geometries were obtained using the LANL2DZ basis set for both Fe and I and the 6-31G(d) basis set for the other atoms. No symmetry constraints were applied. To check stationary points and calculate zero-point vibrational energies (ZPVE) and thermal corrections, the Hessian matrices were calculated at the same level of theory. The single point energies of species were obtained at the CAM-B3LYP/LANL2DZ + 6-311 + G(d,p) level.

For the calculation of the CH acidities, we employed the approach successfully used before in the ferrocene series, including carboxamides [47], halides [48], sulfonates [71], and sulfonamides [72], and described therein. Briefly, the gas-phase acidity ΔG_{acid} was calculated as the Gibbs energy of deprotonation of the corresponding substrate R-H (R-H(g) → R⁻(g) + H⁺(g)):

$$\Delta G_{\text{acid}} = G_{298}^0(\text{R}^-) + G_{298}^0(\text{H}^+) - G_{298}^0(\text{R-H}) \quad (1)$$

The solvent influence was treated by using the polarized continuum model (IEF PCM) with the default parameters for THF [103].

The following isodesmic reaction was considered for the p*K_a* values calculation:



where Het-H is furan. The latter was chosen as the reference compound due to its structural similarity and since its p*K_a*(THF) = 35.6 reported by Fraser et al. [104] was expected to be close to the substrates under consideration.

Regarding the diversity of bases used, we chose LiNMe₂ as a model compound to track the influence of lithium coordination on the p*K_a* values.

The calculated values of the Gibbs energies ΔG_{acid} [kcal·mol⁻¹] for deprotonation are given in the Supplementary Materials.

4. Conclusions

The purpose of this article was to show that the *tert*-butylsulfinyl group, already known to direct the deprotometalation on ferrocene to a privileged neighboring site, can be used more generally to access more substituted derivatives.

To this end, by starting from classical 2-substituted *S-tert*-butylferrocenesulfoxides, deprotometalation conditions were found to introduce other substituents on the less activated ferrocene position next to the sulfoxide. Subsequent removal of the trimethylsilyl group led to 2-substituted *S-tert*-butylferrocenesulfoxides otherwise inaccessible. Their functionalization turned out to be easy, leading to many new stereopure di- to tetrasubstituted ferrocenesulfoxides.

Because the sulfoxide function can be reduced, these methodologies open the way to new planar chiral polysubstituted ferrocenes.

Supplementary Materials: The following supporting information can be downloaded at: <https://www.mdpi.com/article/10.3390/molecules27061798/s1>, The NMR data of all compounds described; selected NOESY correlations; the calculated values of the Gibbs energies ΔG_{acid} [kcal·mol⁻¹] for deprotonation.

Author Contributions: Conceptualization, W.E. and M.W.; investigation, M.W., Y.S.H., V.E.M., W.E. and T.R.; project administration, W.E.; supervision, W.E. and F.M.; writing—original draft preparation, W.E., F.M., Y.S.H. and V.E.M.; writing—review and editing, W.E., F.M., Y.S.H., T.R., M.W., V.E.M. and O.A.I.; funding acquisition, W.E. All authors have read and agreed to the published version of the manuscript.

Funding: This work was supported by the Agence Nationale de la Recherche (Ferrodance project) and the Université de Rennes 1.

Institutional Review Board Statement: Not applicable.

Informed Consent Statement: Not applicable.

Data Availability Statement: All data are included in this paper.

Acknowledgments: We acknowledge the Fonds Européen de Développement Régional (FEDER; D8 VENTURE Bruker AXS diffractometer). We are grateful to Thermo Fisher for the generous gift of 2,2,6,6-tetramethylpiperidine.

Conflicts of Interest: The authors declare no conflict of interest. The funders had no role in the design of the study; in the collection, analyses, or interpretation of data; in the writing of the manuscript, or in the decision to publish the results.

Sample Availability: Samples of the compounds are available from the authors.

References and Note

1. Durst, T. *Comprehensive Organic Chemistry*; Barton, D., Ollis, W.D., Eds.; Pergamon Press: Oxford, UK, 1979; Volume 3.
2. Patai, S.; Rappoport, Z. (Eds.) *Syntheses of Sulphones, Sulfoxides and Cyclic Sulphides*; John Wiley & Sons: Hoboken, NJ, USA, 1995. [[CrossRef](#)]
3. Delouvrié, B.; Fensterbank, L.; Nájera, F.; Malacria, M. The chemistry of C₂-symmetric bis(sulfoxides): A new approach in asymmetric synthesis. *Eur. J. Org. Chem.* **2002**, 3507–3525. [[CrossRef](#)]
4. Fernández, I.; Khair, N. Recent developments in the synthesis and utilization of chiral sulfoxides. *Chem. Rev.* **2003**, *103*, 3651–3705. [[CrossRef](#)] [[PubMed](#)]
5. Pellissier, H. Use of chiral sulfoxides in asymmetric synthesis. *Tetrahedron* **2006**, *62*, 5559–5601. [[CrossRef](#)]
6. Flemming, J.P.; Berry, M.B.; Brown, J.M. Sequential ortho-lithiations; the sulfoxide group as a relay to enable meta-substitution. *Org. Biomol. Chem.* **2008**, *6*, 1215–1221. [[CrossRef](#)]
7. Kaiser, D.; Klose, I.; Oost, R.; Neuhaus, J.; Maulide, N. Bond-forming and -breaking reactions at sulfur(IV): Sulfoxides, sulfonium salts, sulfur ylides, and sulfinate salts. *Chem. Rev.* **2019**, *119*, 8701–8780. [[CrossRef](#)]
8. Kupwade, R.V. A concise review on synthesis of sulfoxides and sulfones with special reference to oxidation of sulfides. *J. Chem. Rev.* **2019**, *1*, 99–113. [[CrossRef](#)]
9. Li, G.; Nieves-Quinones, Y.; Zhang, H.; Liang, Q.; Su, S.; Liu, Q.; Kozłowski, M.C.; Jia, T. Transition-metal-free formal cross-coupling of aryl methyl sulfoxides and alcohols via nucleophilic activation of C-S bond. *Nat. Commun.* **2020**, *11*, 2890. [[CrossRef](#)]

10. Anselmi, S.; Aggarwal, N.; Moody, T.S.; Castagnolo, D. Unconventional biocatalytic approaches to the synthesis of chiral sulfoxides. *ChemBioChem* **2021**, *22*, 298–307. [[CrossRef](#)]
11. Wojaczyńska, E.; Wojaczyński, J. Modern stereoselective synthesis of chiral sulfinyl compounds. *Chem. Rev.* **2020**, *120*, 4578–4611. [[CrossRef](#)]
12. Carreño, M.C. Applications of sulfoxides to asymmetric synthesis of biologically active compounds. *Chem. Rev.* **1995**, *95*, 1717–1760. [[CrossRef](#)]
13. Prilezhaeva, E.N. Sulfones and sulfoxides in the total synthesis of biologically active natural compounds. *Russ. Chem. Rev.* **2000**, *69*, 367–408. [[CrossRef](#)]
14. Wojaczyńska, E.; Wojaczyński, J. Enantioselective synthesis of sulfoxides: 2000–2009. *Chem. Rev.* **2010**, *110*, 4303–4356. [[CrossRef](#)] [[PubMed](#)]
15. Trost, B.M.; Rao, M. Development of chiral sulfoxide ligands for asymmetric catalysis. *Angew. Chem. Int. Ed.* **2015**, *54*, 5026–5043. [[CrossRef](#)] [[PubMed](#)]
16. Sipos, G.; Drinkel, E.E.; Dorta, R. The emergence of sulfoxides as efficient ligands in transition metal catalysis. *Chem. Soc. Rev.* **2015**, *44*, 3834–3860. [[CrossRef](#)] [[PubMed](#)]
17. Otocka, S.; Kwiatkowska, M.; Madalińska, L.; Kielbasiński, P. Chiral organosulfur ligands/catalysts with a stereogenic sulfur atom: Applications in asymmetric synthesis. *Chem. Rev.* **2017**, *117*, 4147–4181. [[CrossRef](#)] [[PubMed](#)]
18. Han, J.; Soloshonok, V.A.; Klika, K.D.; Drabowicz, J.; Wzorek, A. Chiral sulfoxides: Advances in asymmetric synthesis and problems with the accurate determination of the stereochemical outcome. *Chem. Soc. Rev.* **2018**, *47*, 1307–1350. [[CrossRef](#)]
19. Jia, T.; Wang, M.; Liao, J. Chiral sulfoxide ligands in asymmetric catalysis. *Top. Curr. Chem.* **2019**, *377*, 399–427. [[CrossRef](#)]
20. Kealy, T.J.; Pauson, P.L. A new type of organo-iron compound. *Nature* **1951**, *168*, 1039–1040. [[CrossRef](#)]
21. Miller, S.A.; Tebboth, J.A.; Tremaine, J.F. Dicyclopentadienyliron. *J. Chem. Soc.* **1952**, *1952*, 632–635. [[CrossRef](#)]
22. Astruc, D. Why is ferrocene so exceptional? *Eur. J. Inorg. Chem.* **2017**, *2017*, 6–29. [[CrossRef](#)]
23. Colacot, T.J. A concise update on the applications of chiral ferrocenyl phosphines in homogeneous catalysis leading to organic synthesis. *Chem. Rev.* **2003**, *103*, 3101–3118. [[CrossRef](#)] [[PubMed](#)]
24. Gómez-Arrayás, R.; Adrio, J.; Carretero, J.C. Recent applications of chiral ferrocene ligands in asymmetric catalysis. *Angew. Chem. Int. Ed.* **2006**, *45*, 7674–7715. [[CrossRef](#)] [[PubMed](#)]
25. Butt, N.A.; Liu, D.; Zhang, W. The design and synthesis of planar chiral ligands and their application to asymmetric catalysis. *Synlett* **2014**, *25*, 615–630. [[CrossRef](#)]
26. Patra, M.; Gasser, G. The medicinal chemistry of ferrocene and its derivatives. *Nat. Rev. Chem.* **2017**, *1*, 0066. [[CrossRef](#)]
27. Jaouen, G.; Vessières, A.; Top, S. Ferrocifen type anti cancer drugs. *Chem. Soc. Rev.* **2015**, *44*, 8802–8817. [[CrossRef](#)]
28. Ong, Y.C.; Roy, S.; Andrews, P.C.; Gasser, G. Metal compounds against neglected tropical diseases. *Chem. Rev.* **2019**, *119*, 730–796. [[CrossRef](#)]
29. Gibson, V.C.; Long, N.J.; Oxford, P.J.; White, A.J.P.; Williams, D.J. Ferrocene-substituted bis(imino)pyridine iron and cobalt complexes: Toward redox-active catalysts for the polymerization of ethylene. *Organometallics* **2006**, *25*, 1932–1939. [[CrossRef](#)]
30. Togni, A.; Hayashi, T. *Ferrocenes: Homogeneous Catalysis, Organic Synthesis, Materials Science*; Wiley-VCH: Weinheim, Germany, 1995.
31. Drozd, V.N.; Sazonova, V.A.; Nesmeyanov, A.N. Ferrocenyl sulfones. Ferrocenyl mesityl sulfone under the conditions of the smiles rearrangement. *Dokl. Akad. Nauk SSSR* **1964**, *159*, 591–594.
32. Herrmann, R.; Hübener, G.; Ugi, I. Chiral sulfoxides from (R)- α -dimethylaminoethylferrocene. *Tetrahedron* **1985**, *41*, 941–947. [[CrossRef](#)]
33. Schlögl, K. Stereochemistry of metallocenes. *Top. Stereochem.* **1967**, *1*, 39–91.
34. Rebière, F.; Riant, O.; Ricard, L.; Kagan, H.B. Asymmetric synthesis and highly diastereoselective *ortho*-lithiation of ferrocenyl sulfoxides. Application in the synthesis of planar chiral ferrocenyl derivatives. *Angew. Chem. Int. Ed. Engl.* **1993**, *32*, 568–570. [[CrossRef](#)]
35. Ferber, B.; Kagan, H.B. Metallocene sulfoxides as precursors of metallocenes with planar chirality. *Adv. Synth. Catal.* **2007**, *349*, 493–507. [[CrossRef](#)]
36. Hua, D.H.; Lagneau, N.M.; Chen, Y.; Robben, P.M.; Clapham, G.; Robinson, P.D. Enantioselective synthesis of sulfur-containing 1,2-disubstituted ferrocenes. *J. Org. Chem.* **1996**, *61*, 4508–4509. [[CrossRef](#)]
37. Riant, O.; Argouarch, G.; Guillauneux, D.; Samuel, O.; Kagan, H.B. A straightforward asymmetric synthesis of enantiopure 1,2-disubstituted ferrocenes. *J. Org. Chem.* **1998**, *63*, 3511–3514. [[CrossRef](#)]
38. Ferber, B.; Top, S.; Welter, R.; Jaouen, G. A new efficient route to chiral 1,3-disubstituted ferrocenes: Application to the syntheses of (R_p)- and (S_p)-17 α -(3'-formylferrocenyl)ethynyl]estradiol. *Chem. Eur. J.* **2006**, *12*, 2081–2086. [[CrossRef](#)] [[PubMed](#)]
39. D'Antona, N.; Lambusta, D.; Morrone, R.; Nicolosi, G.; Secundo, F. Biocatalytic procedure for obtaining all four diastereoisomers of 1-(1-hydroxyethyl)-3-ethylferrocene: Synthons for chiral 1,3-disubstituted ferrocenes. *Tetrahedron Asymmetry* **2004**, *15*, 3835–3840. [[CrossRef](#)]
40. Priego, J.; García Mancheño, O.; Cabrera, S.; Gómez Arrayás, R.; Llamas, T.; Carretero, J.C. 1-Phosphino-2-sulfonylferrocenes: Efficient ligands in enantioselective palladium-catalyzed allylic substitutions and ring opening of 7-oxabenzonorbornadienes. *Chem. Commun.* **2002**, *38*, 2512–2513. [[CrossRef](#)]
41. Steurer, M.; Tiedl, K.; Wang, Y.; Weissensteiner, W. Stereoselective synthesis of chiral, non-racemic 1,2,3-tri- and 1,3-disubstituted ferrocene derivatives. *Chem. Commun.* **2005**, *41*, 4929–4931. [[CrossRef](#)]

42. Lagneau, N.M.; Chen, Y.; Robben, P.M.; Sin, H.-S.; Takasu, K.; Chen, J.-S.; Robinson, P.D.; Hua, D.H. Chiral sulfur-containing 1,2-disubstituted ferrocenes. *Tetrahedron* **1998**, *54*, 7301–7334. [[CrossRef](#)]
43. All along this paper, the absolute configuration of planar chirality was given according to Schögl's rules: Schögl, K. *Fortschr. Chem. Forsch.* **1966**, *6*, 479–514. See also Ref. 33, especially Figure 10, left. In the compound names and numbers, it was given after the absolute configuration of central chirality.
44. Sasamori, T.; Sakagami, M.; Niwa, M.; Sakai, H.; Furukawa, Y.; Tokitoh, N. Synthesis of a stable 1,2-bis(ferrocenyl)diphosphene. *Chem. Commun.* **2012**, *48*, 8562–8564. [[CrossRef](#)]
45. Caniparoli, U.; Escofet, I.; Echavarren, A.M. Planar chiral 1,3-disubstituted ferrocenyl phosphine gold(I) catalysts. *ACS Catal.* **2022**, *12*, 3317–3322. [[CrossRef](#)]
46. Wen, M.; Erb, W.; Mongin, F.; Blot, M.; Roisnel, T. Enantiopure ferrocene-1,2-disulfoxides: Synthesis and reactivity. *Chem. Commun.* **2022**, *58*, 2002–2005. [[CrossRef](#)] [[PubMed](#)]
47. Rebière, F.; Samuel, O.; Kagan, H.B. A convenient method for the preparation of monolithioferrocene. *Tetrahedron Lett.* **1990**, *31*, 3121–3124. [[CrossRef](#)]
48. Han, Z.S.; Meyer, A.M.; Xu, Y.; Zhang, Y.; Busch, R.; Shen, S.; Grinberg, N.; Lu, B.Z.; Krishnamurthy, D.; Senanayake, C.H. Enantioselective synthesis of diverse sulfonamides and sulfinylferrocenes from phenylglycine-derived chiral sulfinyl transfer agent. *J. Org. Chem.* **2011**, *76*, 5480–5484. [[CrossRef](#)] [[PubMed](#)]
49. Gelat, F.; Lohier, J.-F.; Gaumont, A.-C.; Perrio, S. *Tert*-butyl sulfoxides: Key precursors for palladium-catalyzed arylation of sulfenate salts. *Adv. Synth. Catal.* **2015**, *357*, 2011–2016. [[CrossRef](#)]
50. Škvorcová, A.; Šebesta, R. Computational study of diastereoselective ortho-lithiations of chiral ferrocenes. *Org. Biomol. Chem.* **2014**, *12*, 132–140. [[CrossRef](#)] [[PubMed](#)]
51. Tazi, M.; Erb, W.; Halauko, Y.S.; Ivashkevich, O.A.; Matulis, V.E.; Roisnel, T.; Dorcet, V.; Mongin, F. From 2- to 3-substituted ferrocene carboxamides or how to apply halogen “dance” to the ferrocene series. *Organometallics* **2017**, *36*, 4770–4778. [[CrossRef](#)]
52. Tazi, M.; Hedidi, M.; Erb, W.; Halauko, Y.S.; Ivashkevich, O.A.; Matulis, V.E.; Roisnel, T.; Dorcet, V.; Bentabed-Ababsa, G.; Mongin, F. Fluoro- and chloroferrocene: From 2- to 3-substituted derivatives. *Organometallics* **2018**, *37*, 2207–2211. [[CrossRef](#)]
53. Erb, W.; Wen, M.; Hurvois, J.P.; Mongin, F.; Halauko, Y.S.; Ivashkevich, O.A.; Matulis, V.E.; Roisnel, T. *O*-isopropylferrocenesulfonate: Synthesis of polysubstituted derivatives and electrochemical study. *Eur. J. Inorg. Chem.* **2021**, *2021*, 3165–3176. [[CrossRef](#)]
54. Wen, M.; Erb, W.; Mongin, F.; Halauko, Y.S.; Ivashkevich, O.A.; Matulis, V.E.; Roisnel, T.; Dorcet, V. Functionalization of *N,N*-dialkylferrocenesulfonamides toward substituted derivatives. *Organometallics* **2021**, *40*, 1129–1147. [[CrossRef](#)]
55. Hedidi, M.; Maillard, J.; Erb, W.; Lassagne, F.; Halauko, Y.S.; Ivashkevich, O.A.; Matulis, V.E.; Roisnel, T.; Dorcet, V.; Hamzé, M.; et al. Fused systems based on 2-aminopyrimidines: Synthesis combining deprotolithiation-in situ zincation with *N*-arylation reactions and biological properties. *Eur. J. Org. Chem.* **2017**, *2017*, 5903–5915. [[CrossRef](#)]
56. Gómez Arrayás, R.; Alonso, I.; Familiar, O.; Carretero, J.C. Synthesis of enantiopure planar chiral bisferrocenes bearing sulfur or nitrogen substituents. *Organometallics* **2004**, *23*, 1991–1996. [[CrossRef](#)]
57. García Mancheño, O.; Priego, J.; Cabrera, S.; Gómez Arrayás, R.; Llamas, T.; Carlos Carretero, J. 1-Phosphino-2-sulfonylferrocenes as planar chiral ligands in enantioselective palladium-catalyzed allylic substitutions. *J. Org. Chem.* **2003**, *68*, 3679–3686. [[CrossRef](#)] [[PubMed](#)]
58. Chiffre, J.; Coppel, Y.; Balavoine, G.G.A.; Daran, J.-C.; Manoury, E. Selective functionalization of chiral ferrocenyl acetals. Easy access to various tri- and tetrasubstituted ferrocenes with controlled geometry. *Organometallics* **2002**, *21*, 4552–4555. [[CrossRef](#)]
59. Mokhtari Brikci-Nigassa, N.; Bentabed-Ababsa, G.; Erb, W.; Mongin, F. In situ ‘trans-metal trapping’: An efficient way to extend the scope of aromatic deprotometalation. *Synthesis* **2018**, *50*, 3615–3633. [[CrossRef](#)]
60. Zirakzadeh, A.; Herlein, A.; Gross, M.A.; Mereiter, K.; Wang, Y.; Weissensteiner, W. Halide-mediated ortho-deprotonation reactions applied to the synthesis of 1,2- and 1,3-disubstituted ferrocene derivatives. *Organometallics* **2015**, *34*, 3820–3832. [[CrossRef](#)]
61. Nayyar, B.; Koop, S.; Lutter, M.; Jurkschat, K. Ferrocene-based, potentially D,C,D-coordinating (D = O, S), pincer-type proligands and their organotin derivatives. *Eur. J. Inorg. Chem.* **2017**, *2017*, 3233–3238. [[CrossRef](#)]
62. Nayyar, B.; Kapoor, R.; Lutter, M.; Alnasr, H.; Jurkschat, K. It's getting tight: Highly substituted intramolecularly p:O→sn coordinated ferrocene derivatives. *Eur. J. Inorg. Chem.* **2017**, *2017*, 3967–3978. [[CrossRef](#)]
63. Fraser, R.R.; Mansour, T.S.; Savard, S. Acidity measurements on pyridines in tetrahydrofuran using lithiated silylamines. *J. Org. Chem.* **1985**, *50*, 3232–3234. [[CrossRef](#)]
64. Tazi, M.; Erb, W.; Roisnel, T.; Dorcet, V.; Mongin, F.; Low, P.J. From ferrocene to fluorine-containing penta-substituted derivatives and all points in-between; or, how to increase the available chemical space. *Org. Biomol. Chem.* **2019**, *17*, 9352–9359. [[CrossRef](#)] [[PubMed](#)]
65. Gronowitz, S. Recent advances in the chemistry of thiophenes. *Adv. Heterocycl. Chem.* **1963**, *14*, 1–124. [[CrossRef](#)] [[PubMed](#)]
66. Queguiner, G.; Marsais, F.; Snieckus, V.; Epszajn, J. Directed metalation of pi-deficient azaaromatics: Strategies of functionalization of pyridines, quinolines, and diazines. *Adv. Heterocycl. Chem.* **1991**, *52*, 187–304. [[CrossRef](#)]
67. Fröhlich, J. Substituted heterocyclic compounds by selective control of halogen-dance reactions. *Prog. Heterocycl. Chem.* **1994**, *6*, 1–35. [[CrossRef](#)]
68. Schlosser, M. The organometallic approach to molecular diversity—halogens as helpers. *Eur. J. Org. Chem.* **2001**, *2001*, 3975–3984. [[CrossRef](#)]

69. Schlosser, M. The 2 × 3 toolbox of organometallic methods for regiochemically exhaustive functionalization. *Angew. Chem. Int. Ed.* **2005**, *44*, 376–393. [[CrossRef](#)] [[PubMed](#)]
70. Duan, X.-F.; Zhang, Z.-B. Recent progress of halogen-dance reactions in heterocycles. *Heterocycles* **2005**, *65*, 2005–2012. [[CrossRef](#)]
71. Schlosser, M.; Mongin, F. Pyridine elaboration through organometallic intermediates: Regiochemical control and completeness. *Chem. Soc. Rev.* **2007**, *36*, 1161–1172. [[CrossRef](#)]
72. Schnürch, M. Recent progress on the halogen dance reaction on heterocycles. *Top. Heterocycl. Chem.* **2012**, *27*, 185–218. [[CrossRef](#)]
73. Erb, W.; Mongin, F. Halogen ‘dance’: A way to extend the boundaries of arene deprotonation. *Tetrahedron* **2016**, *72*, 4973–4988. [[CrossRef](#)]
74. Dayaker, G.; Sreeshailam, A.; Chevallier, F.; Roisnel, T.; Radha Krishna, P.; Mongin, F. Deprotonative metallation of ferrocenes using mixed lithium-zinc and lithium-cadmium combinations. *Chem. Commun.* **2010**, *46*, 2862–2864. [[CrossRef](#)] [[PubMed](#)]
75. Erb, W.; Roisnel, T. Asymmetric synthesis of hetero-1,2,3,4,5-pentasubstituted ferrocenes. *Chem. Commun.* **2019**, *55*, 9132–9135. [[CrossRef](#)]
76. Blockhaus, T.; Bernhartzeder, S.; Kempinger, W.; Klein-Heßling, C.; Weigand, S.; Sünkel, K. Evidence for “halogen-dance” and ring-exchange reactions in chloro-methylthio-ferrocenes. *Eur. J. Org. Chem.* **2020**, *2020*, 6576–6587. [[CrossRef](#)]
77. Erb, W.; Kadari, L.; Al-Mekhlafi, K.; Roisnel, T.; Dorcet, V.; Radha Krishna, P.; Mongin, F. Functionalization of 3-iodo-*N,N*-diisopropylferrocenecarboxamide, a pivotal substrate to open the chemical space to 1,3-disubstituted ferrocenes. *Adv. Synth. Catal.* **2020**, *362*, 832–850. [[CrossRef](#)]
78. Erb, W.; Roisnel, T. The chemistry of ferrocenesulfonyl fluoride revealed. *Dalton Trans.* **2021**, *50*, 16483–16487. [[CrossRef](#)]
79. Mongin, F.; Marzi, E.; Schlosser, M. Extensive halogen scrambling and buttressing effects encountered upon treatment of oligobromoarenes with bases. *Eur. J. Org. Chem.* **2001**, *2001*, 2771–2777. [[CrossRef](#)]
80. Bridges, A.J.; Lee, A.; Maduakor, E.C.; Schwartz, C.E. Fluorine as an ortho-directing group in aromatic metalation: Generality of the reaction and the high position of fluorine in the dir-met potency scale. *Tetrahedron Lett.* **1992**, *33*, 7495–7498. [[CrossRef](#)]
81. Mongin, F.; Curty, C.; Marzi, E.; Leroux, F.R.; Schlosser, M. Substituent effects on the relative rates and free energies of ortho-lithiation reactions: Families of fluorobenzenes as the substrates. *ARKIVOC* **2015**, *2015*, 48–65. [[CrossRef](#)]
82. Bonini, B.F.; Fochi, M.; Comes-Franchini, M.; Ricci, A.; Thijs, L.; Zwanenburg, B. Synthesis of ferrocenyl-oxazolines by ring expansion of *n*-ferrocenoyl-aziridine-2-carboxylic esters. *Tetrahedron Asymmetry* **2003**, *14*, 3321–3327. [[CrossRef](#)]
83. Pichon, C.; Odell, B.; Brown, J.M. A direct meta-lithiation route to 1,3-disubstituted ferrocenes. *Chem. Commun.* **2004**, *40*, 598–599. [[CrossRef](#)]
84. Marsh, B.; Frost, C.; Pearce, D. 1,1'-[[(Substituted Alkyl)Imino]Bis(Alkylene)]Bis-Ferrocenes and Their Use in i Electrochemical Assays by Labelling Substrates of Interest. WO 2013/190328 A1, 27 December 2013.
85. Huffman, J.W.; Keith, L.H.; Asbury, R.L. Some reactions of chloroferrocene with organolithium compounds. *J. Org. Chem.* **1965**, *30*, 1600–1604. [[CrossRef](#)]
86. Hedberg, F.L.; Rosenberg, H. Preparation and reactions of decachloroferrocene and decachlororuthenocene. *J. Am. Chem. Soc.* **1973**, *95*, 870–875. [[CrossRef](#)]
87. Romanov, A.S.; Mulroy, J.M.; Khrustalev, V.N.; Antipin, M.Y.; Timofeeva, T.V. Monohalogenated ferrocenes C₅H₅FeC₅H₄X (X = Cl, Br and I) and a second polymorph of C₅H₅FeC₅H₄I. *Acta Crystallogr. Sect. C* **2009**, *65*, m426–m430. [[CrossRef](#)] [[PubMed](#)]
88. Ibrahimova, N.Z.; Jafarov, G.M.; Taghiev, D.B.; Lyatifov, I.U. Crystal structure of 1,2,4,1',2',4'-hexamethylferrocene. *Russ. J. Coord. Chem.* **2020**, *46*, 53–57. [[CrossRef](#)]
89. Mamane, V.; Peluso, P.; Aubert, E.; Weiss, R.; Wenger, E.; Cossu, S.; Pale, P. Disubstituted ferrocenyl iodo- and chalcogenoalkynes as chiral halogen and chalcogen bond donors. *Organometallics* **2020**, *39*, 3936–3950. [[CrossRef](#)]
90. Bartashevich, E.; Mukhitdinova, S.; Yushina, I.; Tsirelson, V. Electronic criterion for categorizing the chalcogen and halogen bonds: Sulfur-iodine interactions in crystals. *Acta Crystallogr. Sect. B* **2019**, *75*, 117–126. [[CrossRef](#)]
91. Cavallo, G.; Metrangolo, P.; Milani, R.; Pilati, T.; Priimagi, A.; Resnati, G.; Terraneo, G. The halogen bond. *Chem. Rev.* **2016**, *116*, 2478–2601. [[CrossRef](#)]
92. Burchat, A.F.; Chong, J.M.; Nielsen, N. Titration of alkyllithiums with a simple reagent to a blue endpoint. *J. Organomet. Chem.* **1997**, *542*, 281–283. [[CrossRef](#)]
93. Gottlieb, H.E.; Kotlyar, V.; Nudelman, A. NMR chemical shifts of common laboratory solvents as trace impurities. *J. Org. Chem.* **1997**, *62*, 7512–7515. [[CrossRef](#)]
94. Sheldrick, G.M. SHELXT-integrated space-group and crystal-structure determination. *Acta Crystallogr. Sect. A* **2015**, *71*, 3–8. [[CrossRef](#)]
95. Sheldrick, G.M. Crystal structure refinement with SHELXL. *Acta Crystallogr. Sect. C* **2015**, *C71*, 3–8. [[CrossRef](#)]
96. Solladié, G.; Hutt, J.; Girardin, A. Improved preparation of optically active methyl *p*-tolyl sulfoxide. *Synthesis* **1987**, *19*, 173. [[CrossRef](#)]
97. Rausch, M.D. Convenient synthesis of ferrocenyl aryl sulfides. *J. Org. Chem.* **1961**, *26*, 3579–3580. [[CrossRef](#)]
98. Butler, I.R.; Drew, M.G.B. 1,2-dibromoferrocenes: Synthesis and structure. *Inorg. Chem. Commun.* **1999**, *2*, 234–237. [[CrossRef](#)]
99. Minière, S.; Reboul, V.; Metzner, P. Synthesis of planar chiral ferrocenyl sulfides and evaluation as catalysts for the asymmetric epoxidation of aldehydes. *ARKIVOC* **2005**, *2005*, 161–177. [[CrossRef](#)]

100. Espino, G.; Xiao, L.; Puchberger, M.; Mereiter, K.; Spindler, F.; Manzano, B.R.; Jalón, F.A.; Weissensteiner, W. Synthesis, coordination behavior, structural features and use in asymmetric hydrogenations of bifep-type biferrocenes. *Dalton Trans.* **2009**, *38*, 2751–2763. [[CrossRef](#)]
101. Frisch, M.J.; Trucks, G.W.; Schlegel, H.B.; Scuseria, G.E.; Robb, M.A.; Cheeseman, J.R.; Scalmani, G.; Barone, V.; Mennucci, B.; Petersson, G.A.; et al. *Gaussian 09, Revision A.02*; Gaussian Inc.: Wallingford, CT, USA, 2009.
102. Yanai, T.; Tew, D.P.; Handy, N.C. A new hybrid exchange-correlation functional using the coulomb-attenuating method (cam-b3lyp). *Chem. Phys. Lett.* **2004**, *393*, 51–57. [[CrossRef](#)]
103. Cancès, E.; Mennucci, B.; Tomasi, J. A new integral equation formalism for the polarizable continuum model: Theoretical background and applications to isotropic and anisotropic dielectrics. *J. Chem. Phys.* **1997**, *107*, 3032–3041. [[CrossRef](#)]
104. Fraser, R.R.; Mansour, T.S.; Savard, S. Acidity measurements in THF. V. Heteroaromatic compounds containing 5-membered rings. *Can. J. Chem.* **1985**, *63*, 3505–3509. [[CrossRef](#)]