



**HAL**  
open science

## Identify the factors of creep behavior on small clear wood

Tai-Yun Hsieh, Cédric Montero, Tancrede Almeras, Sandrine Bardet

### ► To cite this version:

Tai-Yun Hsieh, Cédric Montero, Tancrede Almeras, Sandrine Bardet. Identify the factors of creep behavior on small clear wood. 10e Journées Scientifiques du GDR des Sciences du Bois, Nov 2021, Montpellier, France. . <hal-03631350>

**HAL Id: hal-03631350**

**<https://hal.science/hal-03631350v1>**

Submitted on 5 Apr 2022

**HAL** is a multi-disciplinary open access archive for the deposit and dissemination of scientific research documents, whether they are published or not. The documents may come from teaching and research institutions in France or abroad, or from public or private research centers.

L'archive ouverte pluridisciplinaire **HAL**, est destinée au dépôt et à la diffusion de documents scientifiques de niveau recherche, publiés ou non, émanant des établissements d'enseignement et de recherche français ou étrangers, des laboratoires publics ou privés.



HAL Authorization

# Identify the factors of creep behavior on small clear wood

HSIEH Tai-Yun<sup>1</sup>, MONTERO Cédric<sup>1</sup>, ALMERAS Tancrede<sup>1</sup>, BARDET Sandrine<sup>1</sup>

<sup>1</sup> Laboratoire de Mécanique et Génie Civil (LMGC), Université de Montpellier, CNRS, Montpellier, France  
tai-yun.hsieh@umontpellier.fr


B6

Thesis work: October 2019 – September 2022

## Context and objectives



Alfred-Alexandre Delaunay, between 1867 and 1890. The United States Library of Congress's Prints and Photographs division under the digital ID pga.01016.

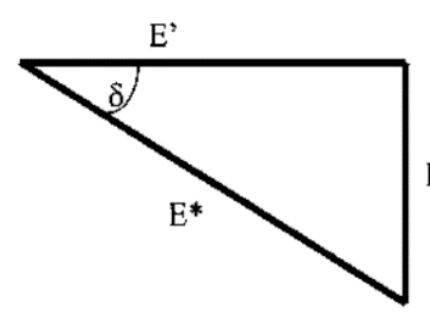


"Drift" Sculpture by Matthias Pfleissig at the Renwick Gallery in WashingtonDC, USA. (ParametricArchitecture, 2018)

Wood has been used in architecture scene to ancient time. As a structure material, its long-term behavior needs to be considered and controlled.

In controlled conditions, wood is a liner viscoelastic material which shows a delay deformation during loading and dynamic mechanical analysis.

## Dynamic mechanical analysis



$E^*$ : Complex modulus  
 $E'$ : Storage modulus  
 $E''$ : Loss modulus

$$E^* = E' + iE''$$

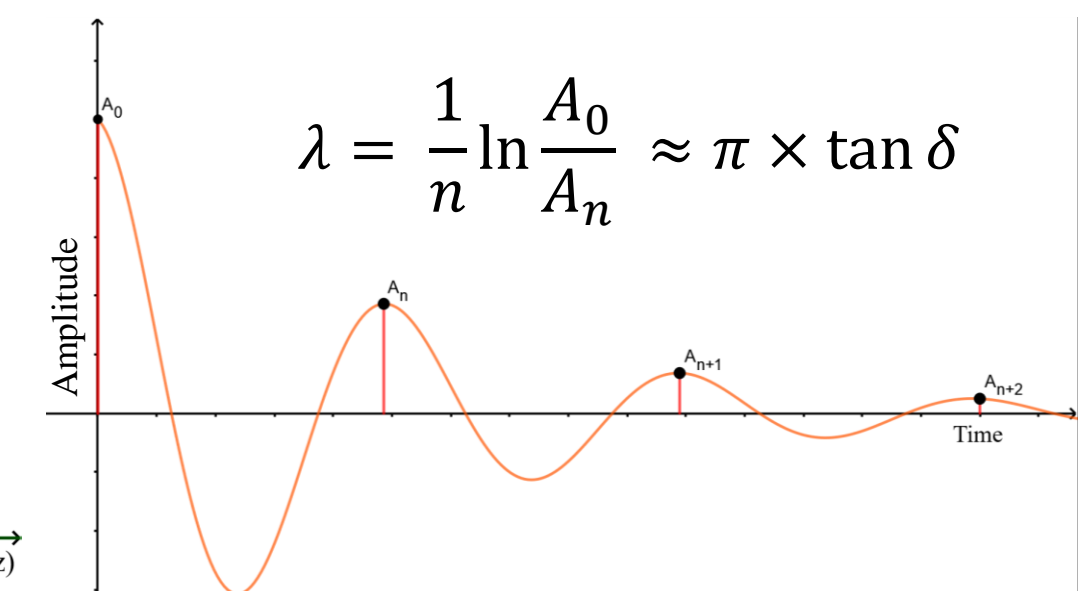
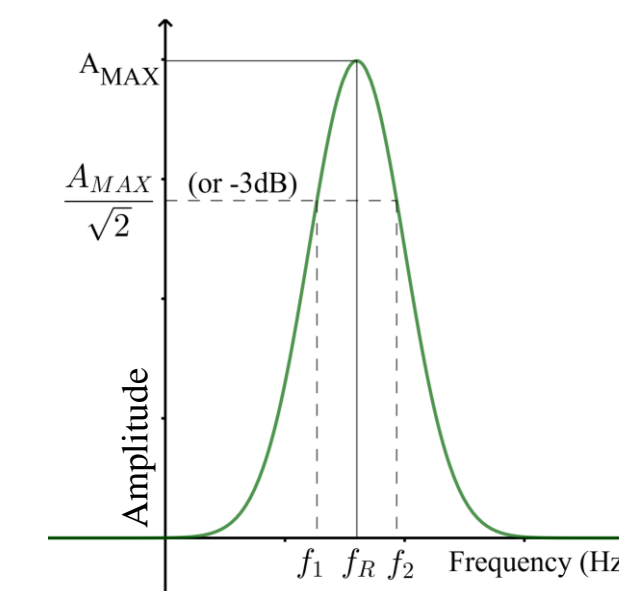
$$\tan \delta = \frac{E''}{E'}$$

## Vibration test

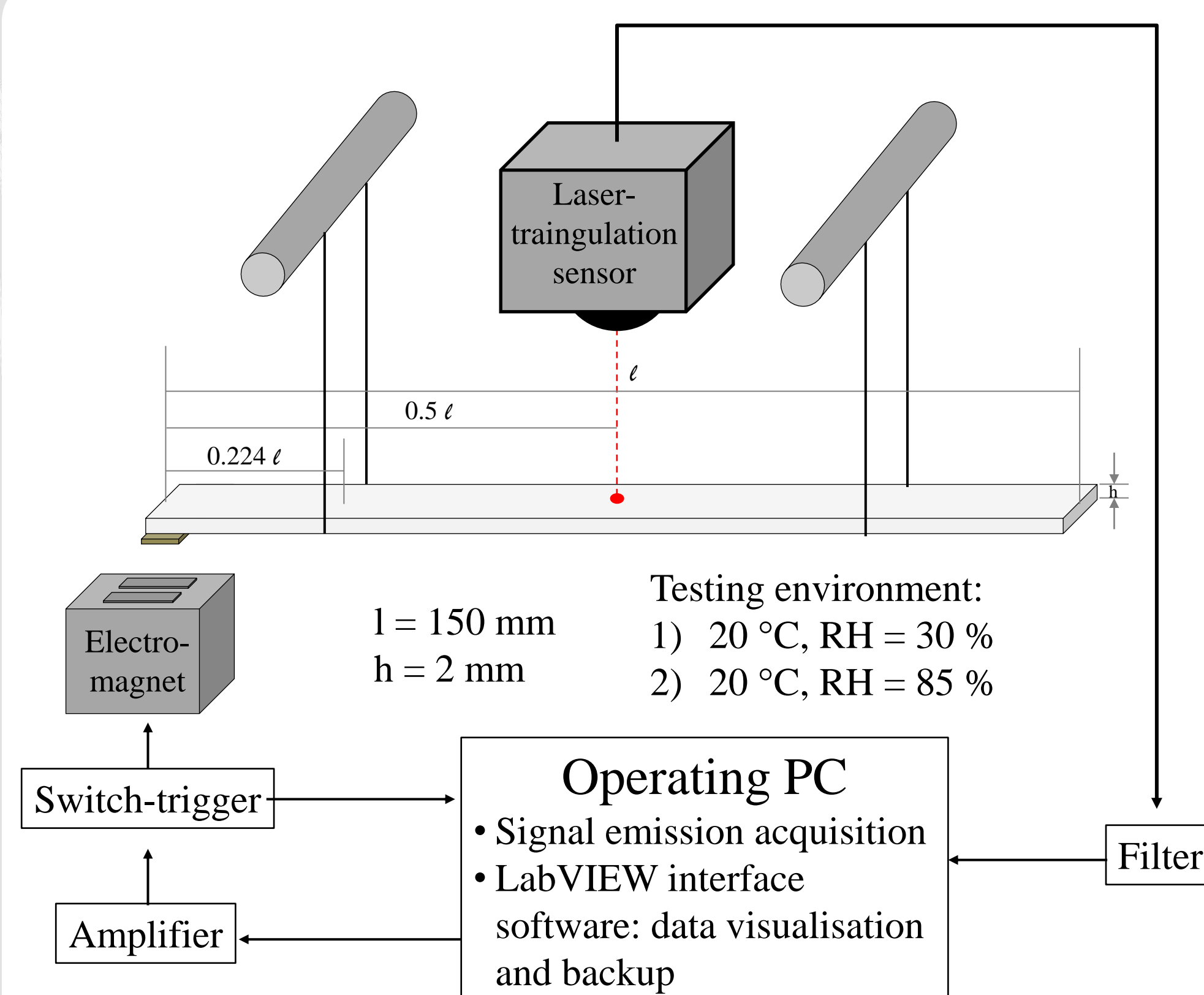
$$E = \frac{48\pi^2 \rho l^4 f^2}{m^4 h^2}$$

$E$ : Dynamic MOE  
 $\rho$ : Density  
 $l$ : Length of the specimen  
 $h$ : thickness of the specimen  
 $f$ : resonance frequency  
 $m = 4.73$

$$\text{Quality Factor } Q^{-1} = \frac{f_1 - f_2}{f_R} = \frac{\Delta f}{f_R} \approx \tan \delta$$



## Vibration tests



Testing environment:  
1) 20 °C, RH = 30 %  
2) 20 °C, RH = 85 %

Operating PC  
• Signal emission acquisition  
• LabVIEW interface software: data visualisation and backup

A series of vibration signal was given by the electromagnet to the metal piece at the end of the specimen. The signal was collected by the laser-triangulation sensor. The  $Q^{-1}$  was calculated by the LabVIEW and the specific modulus was calculated by the resonance frequency and the size, density of the specimen in Microsoft Excel.

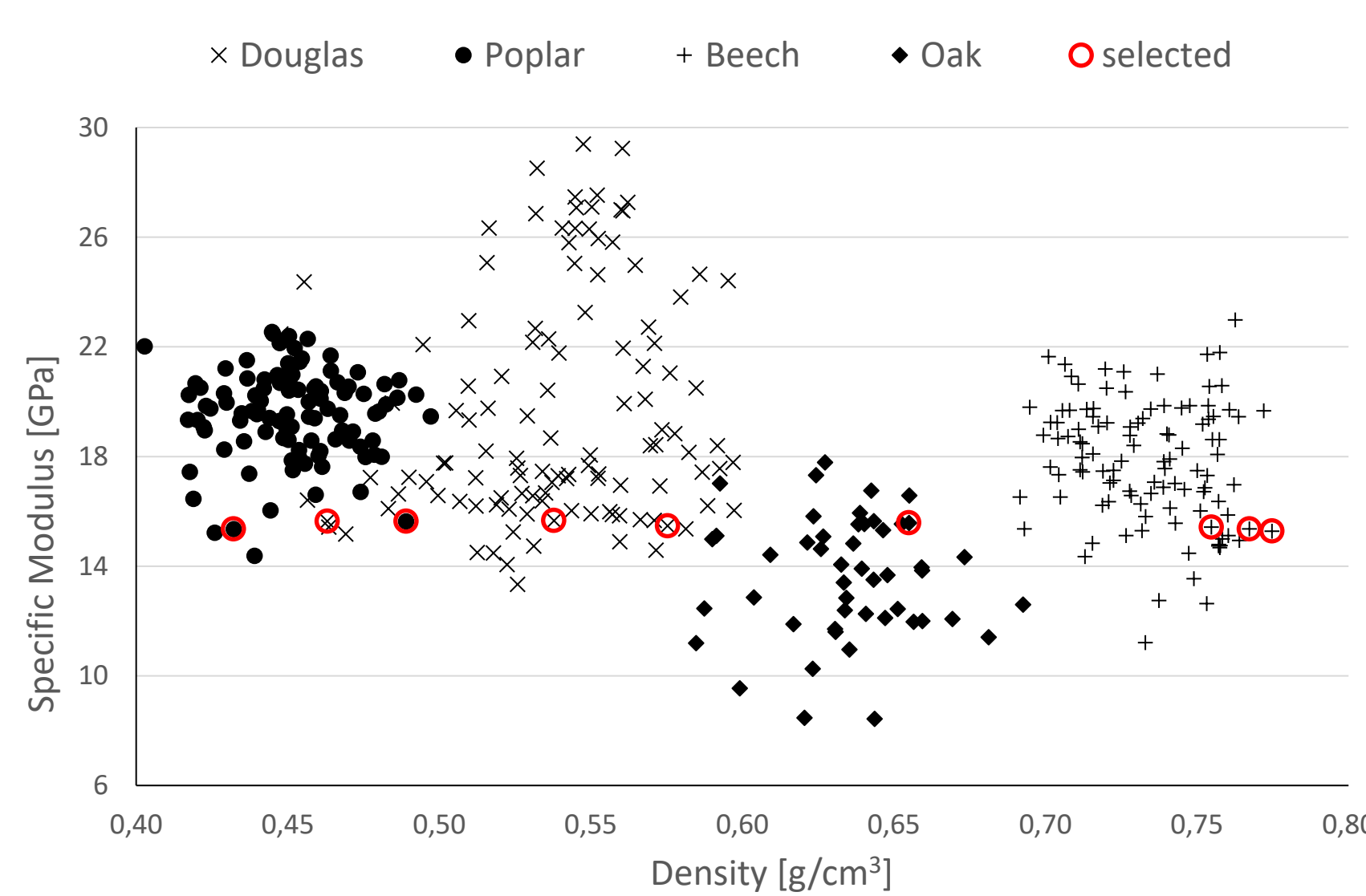
✓ Data collected: Density, specific modulus,  $Q^{-1}$  → Sampling

## Sampling

The vibration test results and the information of the specimens were considered in the sampling. In this study, 9 specimens were selected to have the most wild density diversity and the closest specific modulus for the creep test. There were 3 Douglas fir, 2 Poplar, 3 European Beech, and 1 European Oak.

The matching calculation was done by Microsoft Excel. The criteria value ( $C$ ) was defined as the variation of the target factor minus all the variation of the control factors. The group with the highest  $C$  value was selected for the experiment.

$$C = \text{Variation target} - \sum \text{Variation controls}$$



## Wood creep behavior

The specimens were placed in the environment 20 °C and RH = 85% testing when they were stable. A 4-point bending test was done in the same condition. The distance of the support was 110 mm and the distance of the loading was 60 mm. 2 gauges collected the deformation at the same time.

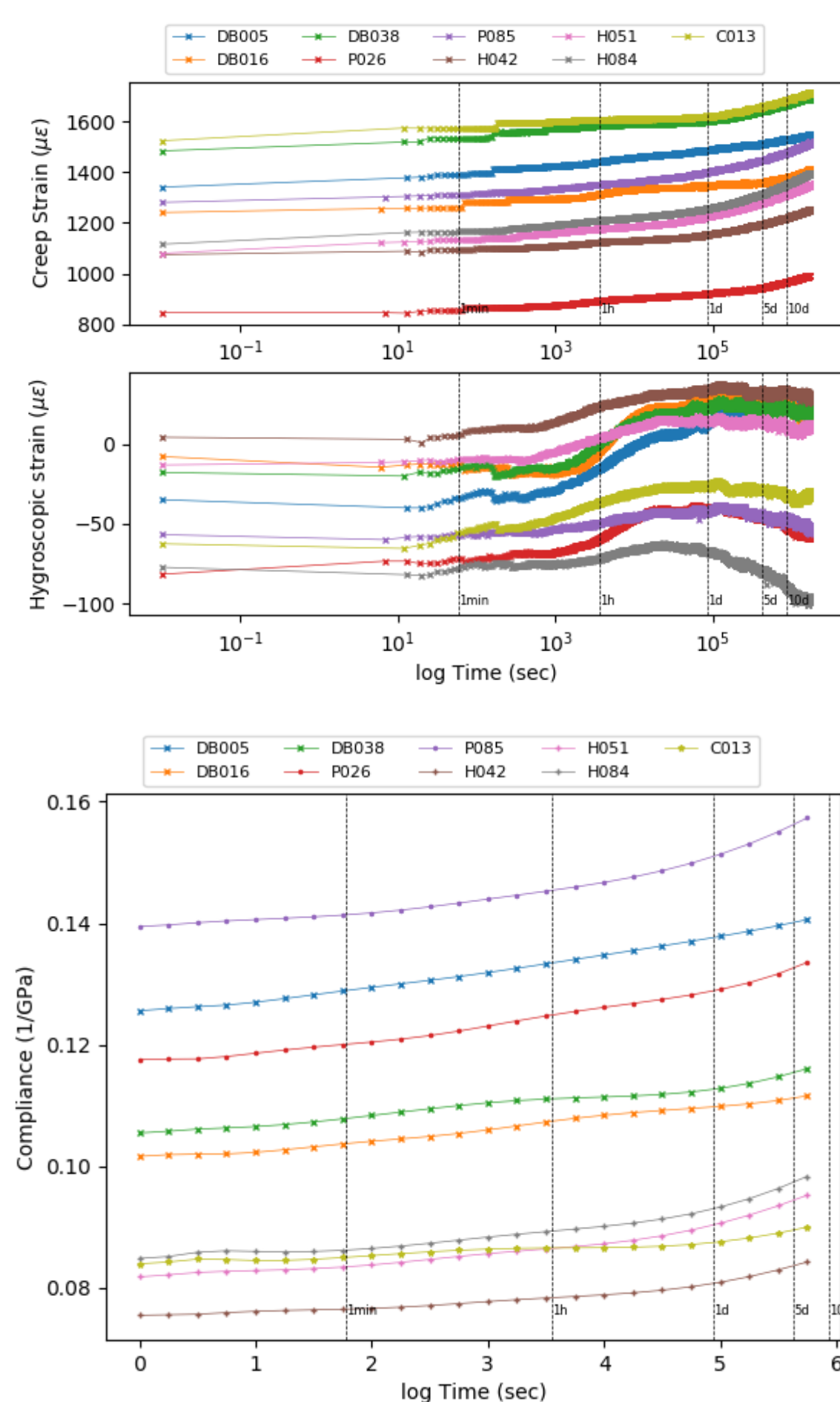
$$\varepsilon_c = \frac{\varepsilon^- - \varepsilon^+}{2} \quad \begin{array}{l} \varepsilon_c: \text{Creep strain} \\ \varepsilon_h: \text{Hygroscopic strain} \end{array}$$

$$\varepsilon_h = \frac{\varepsilon^- + \varepsilon^+}{2} \quad \begin{array}{l} \varepsilon^+: \text{ε compression side} \\ \varepsilon^-: \text{ε tensile side} \end{array}$$

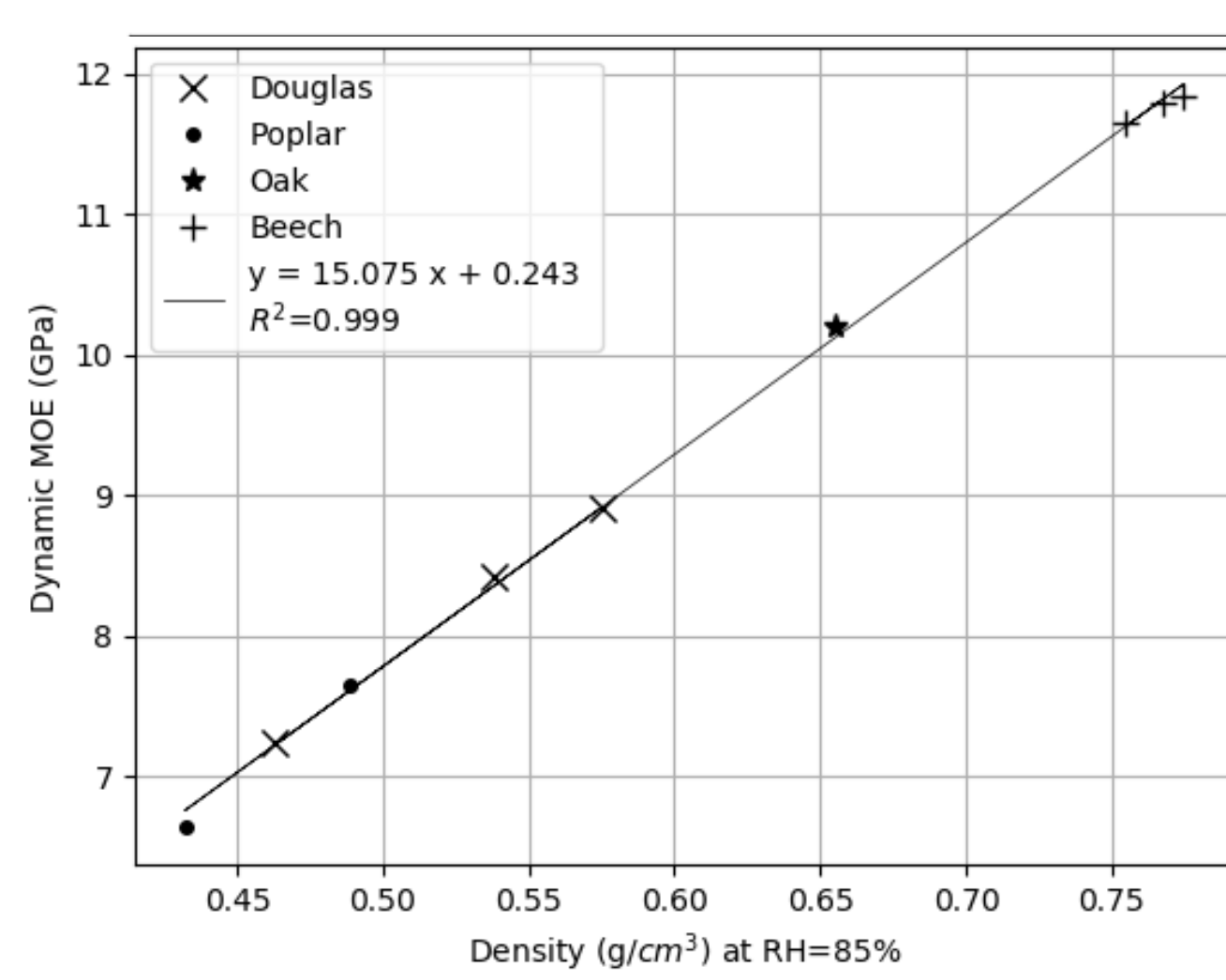


$$J(t) = \frac{\varepsilon(t)}{\sigma}$$

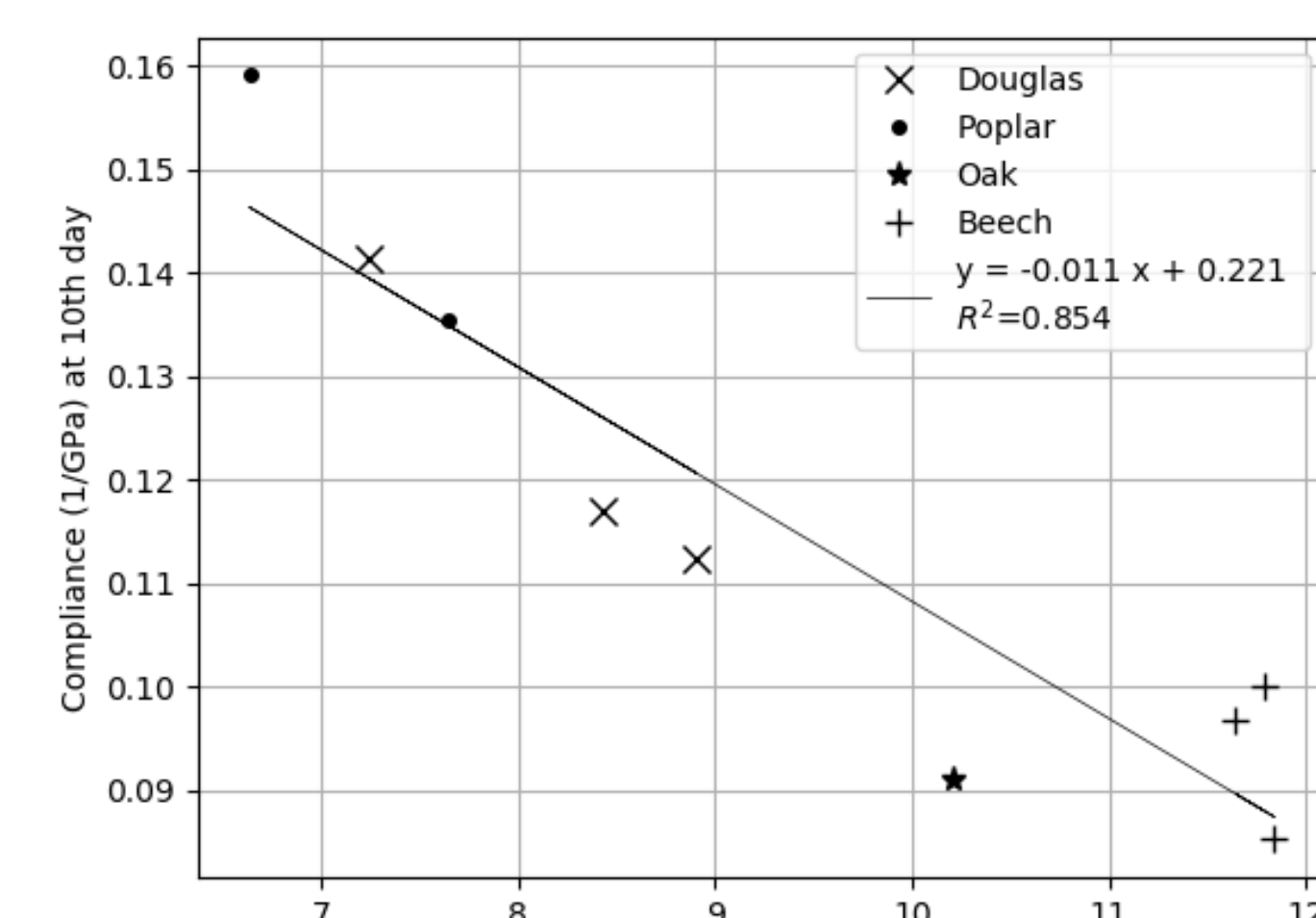
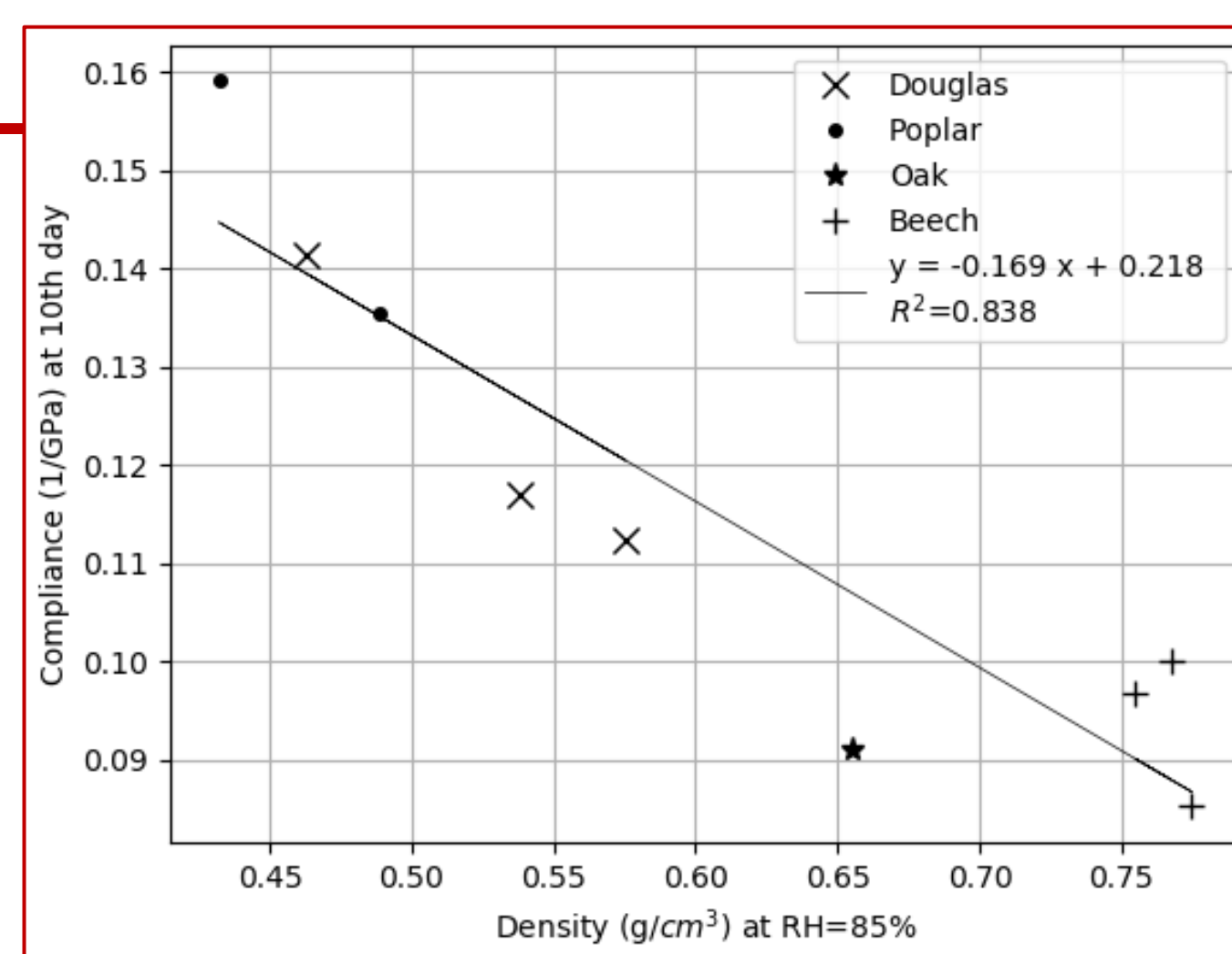
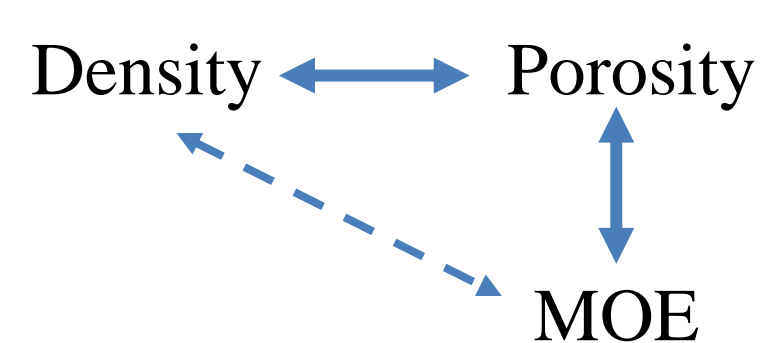
$J_0$ : the first point of compliance  
 $J_{10}$ : Compliance at 10<sup>th</sup> day



## Results and Discussion



The same specific modulus → similar cell wall structure:  
✓ microfibril angle  
✓ Grain angle



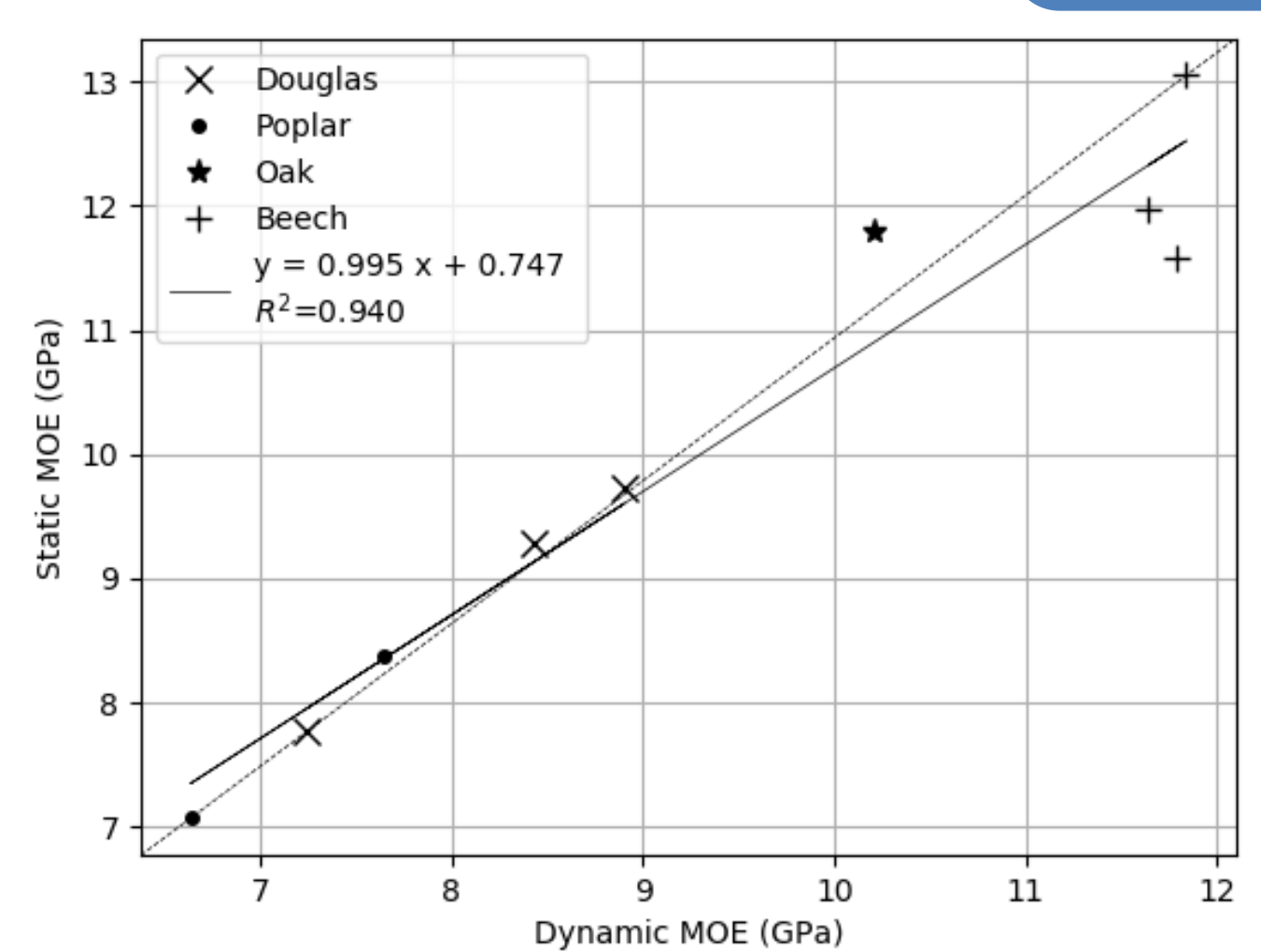
Specific modulus = constant → dynamic MOE can also be a predictor of long-term creep test.

Density

Dynamic MOE

$J_{10}$

Comparing the dynamic MOE value from vibration test and the static MOE, it had also a good correlation with a 10% increment.



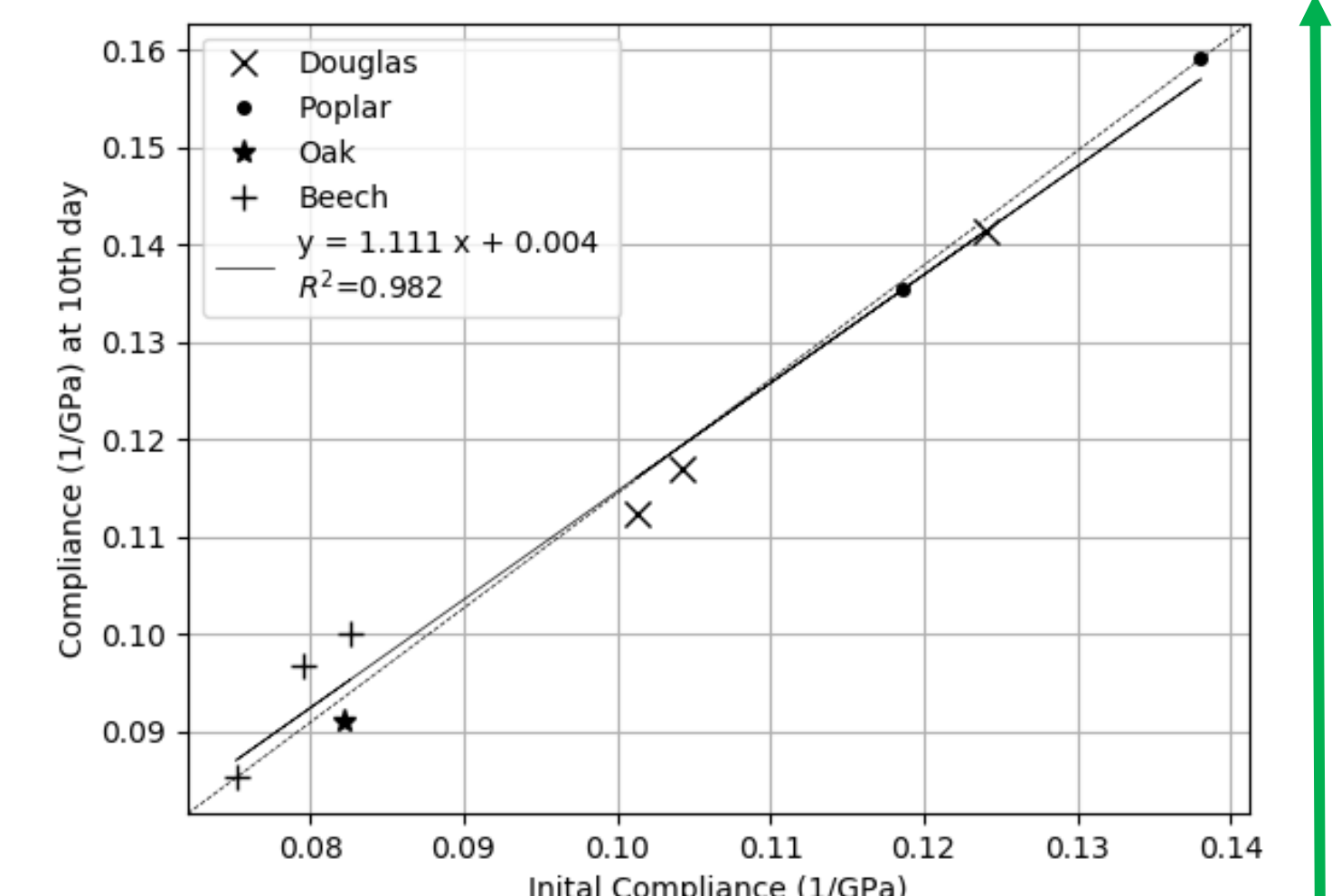
A linear relationship between  $J_0$  and  $J_{10}$ .

The static MOE can well-predict the creep behavior.

Static MOE

$$\text{Static MOE} = \frac{1}{J_0}$$

$J_0$



## Conclusion

In this study, we can find a linear relationship between dynamic and static MOE. It means that vibration tests can well measure the characteristics of wood, and we can also observe the rheological behavior. Under stable environment, when the specific modulus of the specimens was controlled, we can assume that all the wood specimens have similar cell wall structure. In this case, density was a strong predictor of creep behavior.

## Acknowledgments

This work has been supported by French National Research Agency (ANR) during EFEUR5 project (ANR-15-CE08-0027) for the investments into experimental equipment.

## References

- Kataoka A., Ono T. (1975) Relation between measured values of vibration and kinetic properties of wood specimens and experimental conditions — 1 — Errors based on the measuring apparatus. Journal of the Japan Society of Wood Science, 21(10), p543-550.
- Brémaud I., El Kaïm Y., Guibal D., Minato K., Thibaut B., Gril, J. (2012) Characterisation and categorisation of the diversity in viscoelastic vibrational properties between 98 wood types. Annals of Forest Science, 69(3), 373-386.
- Holzer, S. M., Loferski, J. R., Dillard, D. A. (1989) A review of creep in wood: concepts relevant to develop long-term behavior predictions for wood structures. Wood and Fiber Science, 21(4), 376-392.
- Menard, K. P (1999). Dynamic mechanical analysis. CRC press.
- Morlier, P. (Ed.). (1994). Creep in timber structures. CRC Press.

