



HAL
open science

Trichloroacetic acid fueled practical amine purifications

Aleena Thomas, Baptiste Gasch, Enzo Olivieri, Adrien Quintard

► **To cite this version:**

Aleena Thomas, Baptiste Gasch, Enzo Olivieri, Adrien Quintard. Trichloroacetic acid fueled practical amine purifications. Beilstein Journal of Organic Chemistry, 2022, 18, pp.225-231. 10.3762/bjoc.18.26 . hal-03615864

HAL Id: hal-03615864

<https://hal.science/hal-03615864>

Submitted on 21 Mar 2022

HAL is a multi-disciplinary open access archive for the deposit and dissemination of scientific research documents, whether they are published or not. The documents may come from teaching and research institutions in France or abroad, or from public or private research centers.

L'archive ouverte pluridisciplinaire **HAL**, est destinée au dépôt et à la diffusion de documents scientifiques de niveau recherche, publiés ou non, émanant des établissements d'enseignement et de recherche français ou étrangers, des laboratoires publics ou privés.



Distributed under a Creative Commons Attribution 4.0 International License

Trichloroacetic acid fueled practical amine purifications

Aleena Thomas, Baptiste Gasch, Enzo Olivieri and Adrien Quintard*

Full Research Paper

Address:

Aix-Marseille Univ, CNRS, Centrale Marseille, iSm2, Marseille, France

Email:

Adrien Quintard* - adrien.quintard@univ-amu.fr

* Corresponding author

Keywords:

amines; decarboxylation; eco-compatible; out of equilibrium; purification

Abstract

Amine purification have for long been dominated by tedious stepwise processes involving the generation of large amounts of undesired waste. Inspired by recent work on out of equilibrium molecular machinery, using trichloroacetic acid (TCA), we disclose a purification technique considerably decreasing the number of operations and the waste generation required for such purifications. At first, TCA triggers the precipitation of the amines through their protonated salt formation, enabling the separation with the impurities. From these amine salts, simple decarboxylation of TCA liberates volatile CO₂ and chloroform affording directly the pure amines. Through this approach, a broad range of diversely substituted amines could be isolated with success.

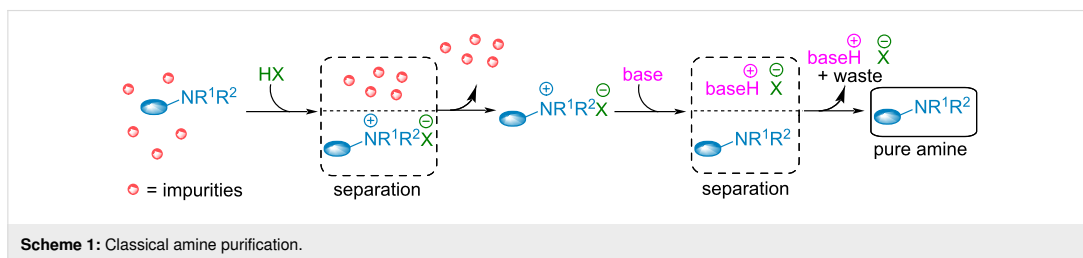
Introduction

Isolation of pure amines from reaction mixtures or natural extracts is crucial in modern organic chemistry. However, the most widely applied methods for these purifications have remained unchanged for decades. Aside from distillation or lengthy and costly chromatography techniques generating large amounts of waste, classical purification of amines found in practical textbooks [1-3] imply the temporary formation of a salt in the presence of an acid (Scheme 1). This strategy has been applied since the beginning of the 19th century as highlighted by the Sertürner isolation of morphine [4]. However, after formation of the amine acid (ammonium) salt and separation of the impurities, another separation is required to liberate again the free amine resulting in the undesired generation of waste. Most notably, this step can go through a liquid-liquid

separation that requires multiple operations generating large amounts of waste notably arising from the different organic and aqueous layers.

In the context of the development of more eco-compatible organic synthesis limiting the number of operations and the associated generation of waste, discovery of alternative purification techniques is mandatory.

Avoiding waste accumulation, dissipative acids have recently found interesting applications in the field of out of equilibrium molecular switches and motors [5]. They enable the temporary formation of protonated amines which evolve spontaneously over time back again to the neutral amine upon release of CO₂



from the initial acid. Among the potential acids available for such processes, trichloroacetic acid (TCA) has been used to fuel different supramolecular switches [6-10]. This cheap and simple acid enables a temporary protonation while time-controlled decarboxylation liberates volatile CO_2 and chloroform as single waste (Scheme 2a). This strategy has been applied with success by the groups of Takata, Leigh, Kim and ours to time control different molecular switches ranging from rotaxanes, cucurbit[8]uril, to supramolecular smart materials [11-16]. TCA is also known for its application in the precipitation of proteins through what is believed to be an unfolding of the proteins structures [17,18].

In this context, we hypothesized that TCA could be used to facilitate amines purification considerably limiting waste generation and operations, which is to the best of our knowledge unprecedented (Scheme 2b). Addition of this acid to

amines containing impurities could trigger the generation of a precipitating salt, enabling the separation from the impurities. From there, simple decarboxylation, spontaneous or catalyzed through the addition of a small amount of low boiling organic bases, would liberate the volatile wastes and the clean pure amine. Herein, we present our success in developing such a technique.

Results and Discussion

In order to prove the feasibility of a TCA-induced amine purification, we first focused on the study of the different parameters crucial for such a process. For such purpose, we initially studied the purification of a model 1:1 mixture of dicyclohexylamine and naphthalene (Table 1). Gratifyingly, adding 3 equivalents of TCA to this mixture dissolved in EtOAc, precipitation of the amine salt enabled the removal of naphthalene in the solvent.

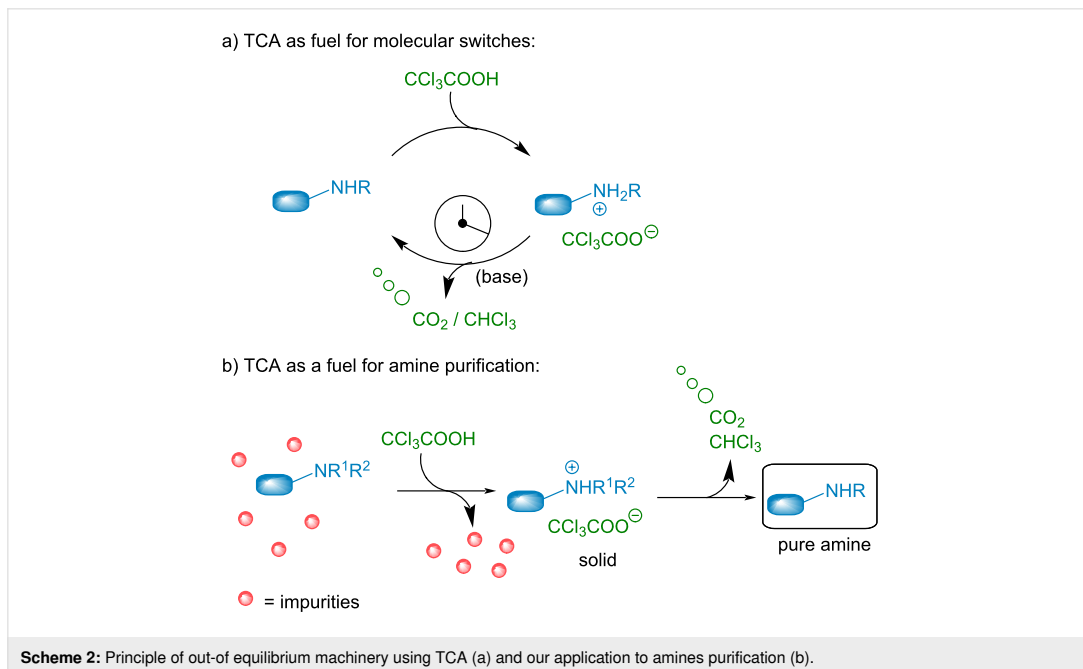
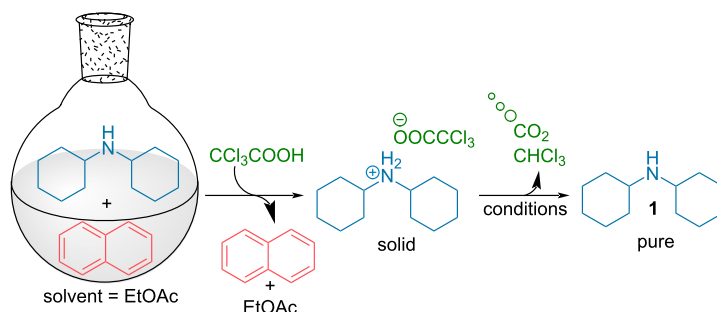


Table 1: Optimization of the decarboxylation.

Entry	Decarboxylation conditions	Result
1	EtOAc, 60 °C, 24 h	partial TCA decarboxylation
2	neat, 100 °C, 1 h	partial TCA decarboxylation
3	DMF, 60 °C, 15 min	complete TCA decarboxylation but difficulty in removing DMF
4	CH₃CN, rt, 24 h	complete TCA decarboxylation (86% purification yield)
5	CH₃CN, Et₃N (1.5 equiv), 60 °C, 15 min, vacuum^a	complete TCA decarboxylation (94% purification yield)

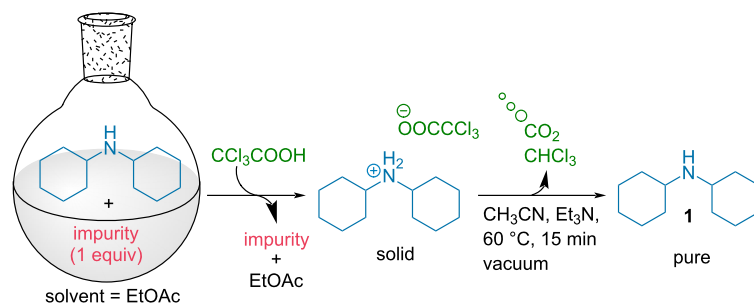
^a15 minutes heating performed in a rotary evaporator with a gradual decrease of the pressure from 100 to 10 mbar (see Supporting Information File 1).

Beside the choice of the solvent for the crystallization which strongly depends on the solubility of the protonated amine salts involved, we first focused on the optimization of the decarboxylation conditions (Table 1, see Supporting Information File 1 for additional optimization). From the solid amine salt, different conditions were thus tested for a rapid decarboxylation. When stirring the amine salt in EtOAc, only a partial decarboxylation was observed even after 24 hours (Table 1, entry 1). Presence of TCA in the ^1H NMR spectra is easily monitored through a broad peak around 9 ppm and also through the upfield migration of the other peaks of the amine ammonium salt. Heating the amine salt precipitate neat at 100 °C also provided partial decarboxylation (Table 1, entry 2). In sharp contrast, use of Lewis basic solvents such as DMF considerably accelerate the decarboxylation kinetic (Table 1, entry 3) with the recovery of the free amine after 24 hours. However, this solvent is not convenient given its high boiling point making difficult its separation from the purified amine. Accordingly, use of acetonitrile (Table 1, entry 4), also provides the free amine easily. Moreover, the solvent is easily evaporated concomitantly with the removal of the generated CO_2 and chloroform, providing the isolated pure amine in 86% purification yield. This system is closely related to out of equilibrium supramolecular machinery through a temporary protonation returning to the initial state upon time [3-5]. While conceptually interesting, in terms of laboratory practicability, it would be desirable to have a faster release of the free amine. For this purpose, a small amount of

volatile base (Et_3N) was incorporated to catalyze the TCA decarboxylation while heating at 60 °C in a rotary evaporator under reduced pressure. Through this technique, the pure free amine could be isolated after 15 minutes of gentle heating, simultaneously evaporating the generated chloroform as well as CH_3CN and Et_3N (Table 1, entry 5). Overall, the TCA-induced purification protocol enables the convenient purification of the initial mixture with the isolation of pure dicyclohexylamine in an 94% yield. The excellent yield observed for the purification technique of this, high boiling amine, demonstrates all the potential of this system.

In order to highlight the interest of this technique and its broad applicability, dicyclohexylamine could be purified from various mixtures containing 1 equivalent of structurally different impurities (Table 2). Aside from naphthalene (Table 2, entry 1), dicyclohexylamine could be isolated in its pure form starting from model mixtures containing various aromatics, phenols, alkanes or alkenes in overall purification yields ranging from 53 to 98%. The lower yields are observed for coordinating phenol and catechol (Table 2, entries 3 and 4), probably impacting the crystallization process, while less coordinating species all provided purification yields above 80%. Finally, polar DMF was removed from dicyclohexylamine in 81% yield (Table 2, entry 8).

Aside from the potential impurities, we also focused on the purification of other types of amines (Table 3). One equivalent

Table 2: Examples of impurities removed from dicyclohexylamine.

Entry	Impurity (1 equiv)	Purification yield
1		94%
2		95%
3		53%
4		69% ^a
5		80%
6		90%
7		98%
8		81%

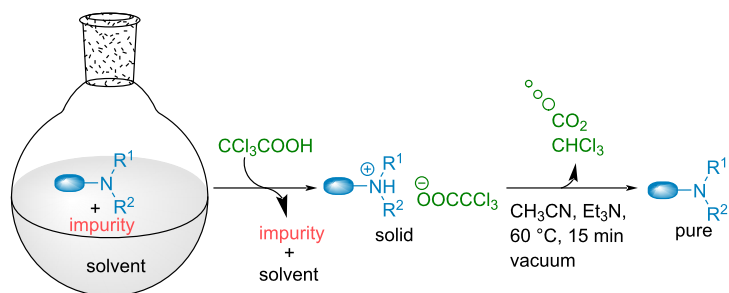
^aContains 2% of catechol.

of naphthalene or 2-methoxynaphthalene were chosen as representative model impurities given their potential π -stacking ability and solid state at room temperature. Consequently, they are more challenging to separate from the generated amine salts, demonstrating the power of the method. Aside from secondary dicyclohexylamine (Table 3, entry 1), a broad range of primary amines could also be separated from the aromatic impurities (Table 3, entries 2–10). As for other purification techniques, the challenge lies in the identification of the appropriate solvent to dissolve well the initial mixture and induce the amine–TCA complex precipitation. For such purpose, EtOAc, pentane, CH_3CN or Et_2O have been used in this table depending on the solubility observed (see Supporting Information File 1 for

details). Depending on the TCA–amine salt solubility in the solvent used, the purified primary amines could be isolated in 40–94% yield. Bulky 2,2,6,6-tetramethyl-4-piperidone could also be isolated from naphthalene in 94% yield through this approach (Table 3, entry 11). Other heterocyclic amines such as acridine or 1,2-dimethylimidazole could also be isolated with success in 53–65% yields (Table 3, entries 12 and 13). Of importance, this technique is also efficient for the isolation of highly complex natural amines such as brucin, isolated in 57% yield using TCA (Table 3, entry 14).

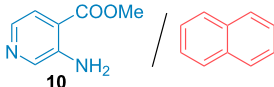
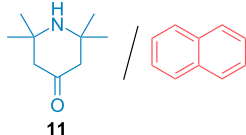
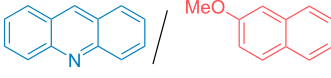
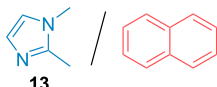
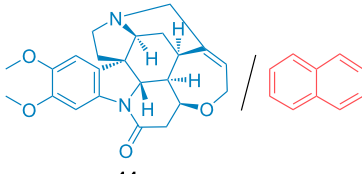
As mentioned, identification of a suitable solvent solubilizing the initial mixture and enabling precipitation/crystallization of

Table 3: Scope of purified amines.



Entry ^a	Amine/impurity (1:1 ratio)	Precipitation solvent	Amine purification yield
1		EtOAc	94%
2		EtOAc	72%
3		EtOAc	40%
4		EtOAc	40%
5		EtOAc	71%
6		EtOAc	79%
7		pentane	45%
8		pentane	81%
9		EtOAc	91%

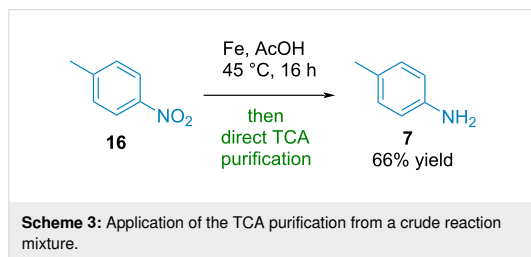
Table 3: Scope of purified amines. (continued)

10		EtOAc	72%
11		EtOAc	94%
12		pentane-Et ₂ O	65%
13		pentane	53%
14		CH ₃ CN	57%

^aDepending on the amine, EtOAc, pentane, CH₃CN or Et₂O have been used as solvent (see Supporting Information File 1 for details).

the amine salt is the key for success in this method. As a consequence, for now, we also experienced absence of amine salt precipitation using different other amines (see Supporting Information File 1 for details). However, we are convinced that simple solvent screening could unlock the purification of these other amines also enabling an increase in the purification yields.

Finally, in order to demonstrate the potential of the purification technique, we performed the reduction of 4-nitrotoluene and directly purified the crude mixture through the TCA purification protocol to obtain pure *p*-toluidine in 66% isolated yield (Scheme 3). This highlights the potential of this technique for organic synthesis.



Conclusion

To conclude, we have disclosed a new approach considerably limiting waste and operations necessary for amine purification. Taking advantage of a temporary protonation with TCA, the solid amine salts generated can be separated from the impurities. Closely related to out of equilibrium systems applied in molecular switches and motors under temporal control, from the amine salt, isolation of the pure free amine occurs through a simple decarboxylation of TCA, releasing volatile CO₂ and CHCl₃. As a result, purification of these amines can proceed easily and with excellent yields (up to 98% overall purification yield). This method can virtually be applied for any amine purification given that an appropriate solvent is identified for the precipitation of the TCA-amine salt. Given the decrease in required operations and waste generation, this methodology should rapidly find applications in organic chemistry laboratories but also possibly on industrial scale.

Experimental

Typical experimental procedure with dicyclohexylamine 1: Dicyclohexylamine (37 mg, 0.21 mmol, 1 equiv) and 2-methoxynaphthalene (33 mg, 0.21 mmol, 1 equiv) were dissolved in EtOAc (1 mL). TCA (100 mg, 0.62 mmol, 3 equiv)

was then added at room temperature. The white precipitate formed was filtered and washed with EtOAc (2 × 2 mL). CH₃CN (2 mL) and Et₃N (0.04 mL, 0.32 mmol, 1.5 equiv) were then added and the solvent was evaporated at 60 °C for 15 min (100 to 10 mbar). The purified amine (35 mg, 0.2 mmol, 95% yield) was obtained as a colorless liquid. ¹H NMR (400 MHz, CDCl₃) δ 2.56–2.49 (m, 2H), 1.85–1.80 (m, 4H), 1.72–1.66 (m, 4H), 1.60–1.54 (m, 2H), 1.27–0.94 (m, 10H) ppm.

Acknowledgements

All technical staff, from Aix-Marseille Spectropole are acknowledged for their support.

Funding

The project leading to this publication has received funding from the Excellence Initiative of Aix-Marseille University - A*Midex, a French “Investissements d’Avenir” programme” (A-M-AAP-EI-17-06-170223-13.06-QUINTARD-SAT). The Centre National de la Recherche Scientifique (CNRS) and Aix-Marseille Université are warmly acknowledged for financial support.

ORCID® iDs

Enzo Olivieri - <https://orcid.org/0000-0002-9968-2245>

Adrien Quintard - <https://orcid.org/0000-0003-0193-6524>

References

1. Furniss, B. S.; Hannaford, A. J.; Smith, P. W. G.; Tatchell, A. R. *Vogel's, Textbook of Practical Organic Chemistry*, 5th ed.; John Wiley & Sons: Hoboken, NJ, USA, 1991.
2. Zubrick, J. W. *The Organic Chem Lab Survival Manual: A Student's Guide to Techniques*, 8th ed.; John Wiley & Sons: Hoboken, NJ, USA, 2012.
3. <https://www.masterorganicchemistry.com/2016/08/12/natural-product-isolation-2-purification-of-crude-mixtures-overview/> (accessed Feb 14, 2022).
4. Sertürner, F. W. *Ann. Phys. (Berlin, Ger.)* **1817**, *55*, 56–89.
5. Biagini, C.; Di Stefano, S. *Angew. Chem., Int. Ed.* **2020**, *59*, 8344–8354. doi:10.1002/anie.201912659
6. Berrocal, J. A.; Biagini, C.; Mandolini, L.; Di Stefano, S. *Angew. Chem., Int. Ed.* **2016**, *55*, 6997–7001. doi:10.1002/anie.201602594
7. Ghosh, A.; Paul, I.; Adlung, M.; Wickleder, C.; Schmittel, M. *Org. Lett.* **2018**, *20*, 1046–1049. doi:10.1021/acs.orglett.7b03996
8. Del Giudice, D.; Spatola, E.; Cacciapaglia, R.; Casnati, A.; Baldini, L.; Ercolani, G.; Di Stefano, S. *Chem. – Eur. J.* **2020**, *26*, 14954–14962. doi:10.1002/chem.202002574
9. Giudice, D. C.; Spatola, E.; Valentini, M.; Bombelli, C.; Ercolani, G.; Di Stefano, S. *Chem. Sci.* **2021**, *12*, 7460–7466. doi:10.1039/d1sc01196k
10. Ghosh, A.; Paul, I.; Schmittel, M. *J. Am. Chem. Soc.* **2021**, *143*, 5319–5323. doi:10.1021/jacs.1c01948
11. Abe, Y.; Okamura, H.; Nakazono, K.; Koyama, Y.; Uchida, S.; Takata, T. *Org. Lett.* **2012**, *14*, 4122–4125. doi:10.1021/ol301771w
12. Zhu, N.; Nakazono, K.; Takata, T. *Chem. Lett.* **2016**, *45*, 445–447. doi:10.1246/cl.151190
13. Erbas-Cakmak, S.; Fielden, S. D. P.; Karaca, U.; Leigh, D. A.; McTernan, C. T.; Tetlow, D. J.; Wilson, M. R. *Science* **2017**, *358*, 340–343. doi:10.1126/science.aao1377
14. Biagini, C.; Fielden, S. D. P.; Leigh, D. A.; Schaufelberger, F.; Di Stefano, S.; Thomas, D. *Angew. Chem., Int. Ed.* **2019**, *58*, 9876–9880. doi:10.1002/anie.201905250
15. Choi, S.; Mukhopadhyay, R. D.; Kim, Y.; Hwang, I.-C.; Hwang, W.; Ghosh, S. K.; Baek, K.; Kim, K. *Angew. Chem., Int. Ed.* **2019**, *58*, 16850–16853. doi:10.1002/anie.201910161
16. Olivieri, E.; Quintard, G.; Naubron, J.-V.; Quintard, A. *J. Am. Chem. Soc.* **2021**, *143*, 12650–12657. doi:10.1021/jacs.1c05183
17. Sivaraman, T.; Kumar, T. K. S.; Jayaraman, G.; Yu, C. *J. Protein Chem.* **1997**, *16*, 291–297. doi:10.1023/a:1026357009886
18. Rajalingam, D.; Loftis, C.; Xu, J. J.; Kumar, T. K. S. *Protein Sci.* **2009**, *18*, 980–993. doi:10.1002/pro.108

