



HAL
open science

Technical feasibility analysis and introduction strategy of the virtually coupled train set concept

Sebastian Stickel, Moritz Schenker, Holger Dittus, Paul Unterhuber, Stefano Canesi, Vincent Riquier, Francisco Parrilla Ayuso, Marion Berbineau, Javier Goikoetxea

► **To cite this version:**

Sebastian Stickel, Moritz Schenker, Holger Dittus, Paul Unterhuber, Stefano Canesi, et al.. Technical feasibility analysis and introduction strategy of the virtually coupled train set concept. *Scientific Reports*, 2022, 1 (12), 12p. <10.1038/s41598-022-08215-y>. <hal-03609589>

HAL Id: hal-03609589

<https://hal.science/hal-03609589v1>

Submitted on 15 Mar 2022

HAL is a multi-disciplinary open access archive for the deposit and dissemination of scientific research documents, whether they are published or not. The documents may come from teaching and research institutions in France or abroad, or from public or private research centers.

L'archive ouverte pluridisciplinaire **HAL**, est destinée au dépôt et à la diffusion de documents scientifiques de niveau recherche, publiés ou non, émanant des établissements d'enseignement et de recherche français ou étrangers, des laboratoires publics ou privés.



Distributed under a Creative Commons CC BY 4.0 - Attribution - International License



OPEN

Technical feasibility analysis and introduction strategy of the virtually coupled train set concept

Sebastian Stickel^{1✉}, Moritz Schenker¹, Holger Dittus¹, Paul Unterhuber¹, Stefano Canesi², Vincent Riquier³, Francisco Parrilla Ayuso⁴, Marion Berbineau⁵ & Javier Goikoetxea⁶

Today's railway network capacity is limited by constraints imposed by traditional train protection systems. A way to overcome those limitations, maximize the railway network performance and also increase the operational flexibility is presented by the Virtually Coupled Train Set (VCTS) concept. This paper evaluates the technical feasibility of this approach, that was developed and is further evaluated in the framework of the Shift2Rail (S2R) project X2Rail-3. The main functionality of virtually coupled train sets is achieved by replacing the mechanical coupler between two railway vehicles by an electronic (virtual) coupling link. This operational change requires a permanent vehicle-to-vehicle communication and precise distance measurement, while enabling much faster coupling and decoupling procedures, increased interoperability and the operation of trains with a headway below absolute braking distance. To evaluate the technical feasibility of the VCTS concept, a series of technical and operational subsystem have been identified and analyzed. Interviews with experts from a variety of VCTS linked topics have been conducted, to evaluate the state of the art and new developments for those subsystems. Subsequently, the capabilities of the subsystems have been compared with the requirements of the VCTS system. In addition, different mitigations to overcome possible obstacles have been identified and evaluated. As the result, the most critical technical aspects for the implementation and success of VCTS have been identified as the requirement of controllable, fast and accurate responding braking systems, the availability of suitable communication technologies and frequency bands, the need for highly-accurate measurement of distance, speed and acceleration and the fast detection and monitoring of train integrity. Considering those results, a qualitative roadmap for the future VCTS development and introduction strategy is derived.

Abbreviations

ACS	Adaptable communication systems
ATO	Automatic train operation
ATP	Automated train protection
ETCS	European train control system
FRMCS	Future railway mobile communication system
MIMO	Multiple input multiple output
RAMS	Reliability, availability, maintainability, safety
S2R	Shift2Rail
SIL	Safety integrity level
T2G	Train to ground
T2T	Train to train
TMS	Traffic management system
VCTS	Virtually coupled train set

¹Institute of Vehicle Concepts, German Aerospace Center (DLR), Rutherfordstraße 2, 12489 Berlin, Germany. ²Hitachi Rail STS, Genoa, Italy. ³SYSTRA, Paris, France. ⁴Indra, Madrid, Spain. ⁵Railenium, Valenciennes, France. ⁶Construcciones y Auxiliar de Ferrocarriles, S.A. (CAF), Beasain, Spain. ✉email: sebastian.stickel@dlr.de

Background and motivation. With an increasing demand in passenger and freight transportation, railway networks are approaching their capacity limit, especially in densely populated areas and on highly frequented lines. This leads to a lack of flexibility within the railway operation, resulting in delays and overcrowding for passengers or the lack of transportation capacities in the case of freight transportation. An expansion of the railway infrastructure is not always possible due to the lack of space for additional rails, platforms or stations. In addition, new infrastructure is very cost-intensive, while the planning, permission and building takes a long time. Virtual coupling of train sets presents a viable solution to resolve the presented problems. The aim is to increase the track capacity by decreasing the distance between trains. While the development and implementation of the European Train Control System (ETCS) Level 2 (radio based fixed block approach) and ETCS Level 3 (moving block approach) can present a substantial increase of railway capacity already, the Virtually Coupled Train Set (VCTS) paradigm goes beyond those concepts. By establishing a continuous communication between the trains and utilizing a cooperative braking curve, those vehicles can be operated in relative braking distance, as opposed to absolute braking distance. This allows for an even lower separation between trains, further increasing track capacity.

While the concept of virtually coupled train formations¹ or virtual train-sets² has been proposed for many years, research has been increased recently. VCTS concept descriptions have been presented by Goikoetxea³, Winter⁴ and Flammini et al.⁵, while an extensive investigation of the virtual coupling concept was agreed on in the Shift2Rail Master Plan⁶, allocated in the X2Rail-3 project. Different publications have been dedicated to possible VCTS control and operation scenarios^{7–10}, the comparative and numerical analysis and simulation of operational benefits^{11–15} as well as safety related issues^{16,17}. Other research was focussing on specific technological enablers of VCTS^{18,19} or Automatic Train Coupling²⁰. However, the technical feasibility of the VCTS concept is analysed for the first time in such detail in this publication.

Results of this feasibility analysis have been obtained within X2Rail-3, which is a Horizon 2020 project of the Shift2Rail Joint Undertaking, focussing on the “Advanced Signalling, Automation and Communication System” for railway operation in order to promote capacity increase, automation and flexible communication²¹. Within this framework, the VCTS concept was developed, specified and analysed²². Next to the general feasibility of the VCTS concept, special focus of those investigations are application conditions, the performance and safety of the system, the functional and non-functional architecture and requirements as well as the impact on the existing railway systems and a possible business model.

Aims and scope. The aim of this investigation is to assess the general feasibility of the developed VCTS concept. This includes the analysis of the applicability of essential enablers (technologies and interfaces) to facilitate VCTS operation, e.g. novel communication technologies. The technical and operational capabilities and limitations of those enablers are compared to the qualitative requirements of the VCTS system in order to evaluate their feasibility. Potential limitations or obstacles are evaluated in terms of criticality, while mitigation measures are proposed. Those solutions can be of technical or operational nature. In addition to specific technological challenges, a number of general obstacles are identified, stemming from the conventional railway signalling paradigm or the implementation of a novel concept into an established environment. Moreover, recommendations for possible VCTS implementation pathways are derived from the feasibility analysis, to foster the introduction of the system into current railway operation. In addition to the technical feasibility of the proposed concept, assuring interoperability of VCTS with current signalling system approaches is essential and therefore is elaborated upon.

VCTS system concept description

Conventionally, train sets are based on a mechanical coupler that connects the consists of a train set with each other and transfers force, information and pressure (for pneumatic braking systems) from one unit to the next one. The basic function of the mechanical link is therefore to keep the relative position between the coupled units fixed, while exchanging information and possibly energy. In this coupling paradigm, train sets operate in absolute braking distance as shown in the upper part of Fig. 1. The concept of VCTS is centred around the replacement of this mechanical coupler by a virtual link which is based on a continuous, reliable and secure exchange of information between all units within a train set. The absence of the physical connection indicates that the single units of a train set may have, at any time, different kinematic behaviours. As a result, the main function of the virtual coupling is the maintenance of a coordinated and safe distance between the single units, the cooperative train headway, while enabling driving in relative braking distance as opposed to absolute braking distance (Fig. 1, bottom part). To achieve this coordinated headway between the single units of a train set, each unit needs to compute, manage and communicate the headway based on its own specific acceleration- and braking characteristics, the characteristics and capabilities of other virtually coupled units, as well as the current dynamic information, e.g. speed and position, of all units. The longitudinal controller is of major importance to ensure string stability of the platoon. While the implementation of the control algorithm was not part of the feasibility analysis, different approaches and solutions have been discussed in the related workstream and the scientific society. String instabilities can be expected if only the relative spacing information is utilized to control distance to a or preceding vehicle^{23,23}. The VCTS concept aims for communication between all vehicles of a platoon, merging the benefits of different control architectures, such as multiple predecessor following and leader and predecessor following, to guarantee string stability^{25,26}. Thus, the longitudinal controller is dependent on the headway and speed of the vehicles within the platoon and the latency and reliability of the communication system.

In order to ensure at least the same level of safety as in current railway operation, the VCTS components (e.g. sensors, communication) are designed as a redundant and fail-safe system, providing the necessary safety integrity levels (SIL) across all system levels. Whilst designing the VCTS concept, an exhaustive operational safety

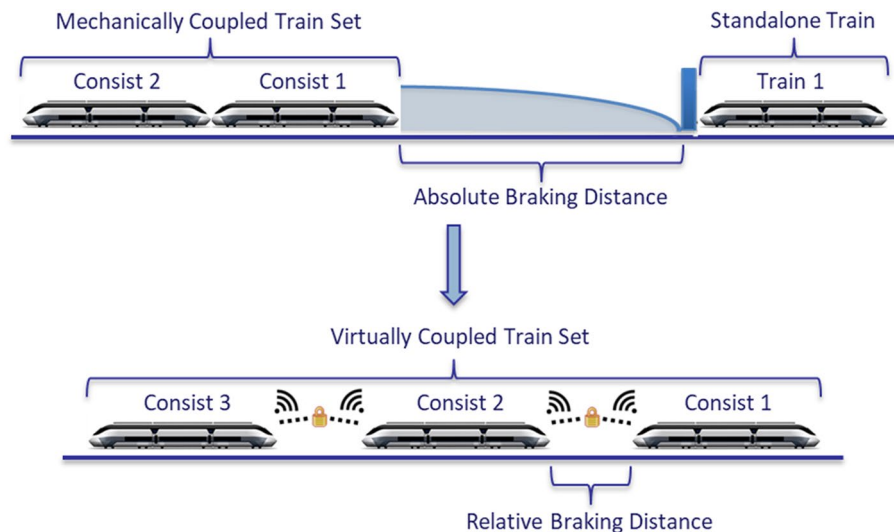


Figure 1. Overview of mechanically and virtually coupled train set paradigms and the shift from absolute to relative braking distance, exemplary representation as distances are larger in reality.

and functional hazard analysis has been conducted, presenting safety requirements for the VCTS operation²⁷. Furthermore, the operating principle of VCTS is following a positive train control approach: If a message between two vehicles is not received or answered within a set frame, or if communication is lost, appropriate safety measures will be taken. VCTS will also utilize safety measures implemented in the underlying signalling system, such as automated train protection or the traffic management system, to interact with non-VCTS vehicles.

On a functional level, the VCTS system can be decomposed into four layers, interacting with one another or external actors. A schematic overview is given in Fig. 2. The service layer coordinates the need for services as well as the interaction between service and user. The information is distributed to the strategic layer, which determines the ideal utilization of available railway vehicles. Its main objective is therefore to maximize the capacity of the infrastructure while supervising traffic flow. The actual movements of the virtually coupled units are coordinated by the tactical layer, usually governed by the master train. It is responsible for the definition and supervision of the coordinated train headway and manages unexpected events (e.g. degraded situations). The operational layer is in charge of the local control (e.g. accelerating and braking) of each consist, assuring that commands established by the tactical layer are safely executed.

Considering these definitions, five core VCTS functions can be identified. Those are the virtual coupling set up, the coupled driving (coordinated platoon movement), the termination of the virtual coupling, the interaction with external systems and finally, the protection of the consists inside the VCTS from collision. All of those functions are implemented by a combination of different technical and operational subsystems like suitable braking systems, communication technologies or train integrity monitoring concepts. The layered structure allows VCTS to be implemented as a complementary system. It operates through interfaces to the underlying signalling and train protection system and can therefore be utilized in any existing or future railway network.

The VCTS concept offers a wide range of potential benefits when compared to other signalling and train protection paradigms^{11–15,28}. The benefits can be roughly categorized into operational or monetary benefits and are expected to result in an increased competitiveness in railway freight and passenger transportation. Table 1 gives a qualitative summary of those potentials.

As the developed VCTS concept is highly complex, it is reasonable to schedule introduction and implementation in incremental steps. However, a number of minimum requirements must be achieved, in order to make the introduction of this new paradigm viable from an operational, economical and safety related standpoint. Those minimum requirements are:

- Enabling driving below absolute braking distance to increase track capacity
- Reduced time and effort for de-/coupling procedures compared to mechanical coupling
- Operation at the same or higher safety level as in current operation
- Provision of compatibility with existing infrastructure and independence from signalling system

Methodology

To evaluate the feasibility of the proposed VCTS concept, DIN 69901-2-D.8.3²⁹ was used as a reference. This norm gives a demonstrative overview of necessary inputs and possible methods that can serve as indications for the feasibility analysis of a given project. It was adapted to fit the goal of this analysis as shown in Fig. 3. The methodological approach of this analysis is centred on the consideration of novel technical and operational solutions that have been investigated in related work streams in the X2Rail projects and the Shift2Rail Joint Undertaking. By utilization of these already acquired insights, state-of-the-art technology as well as future

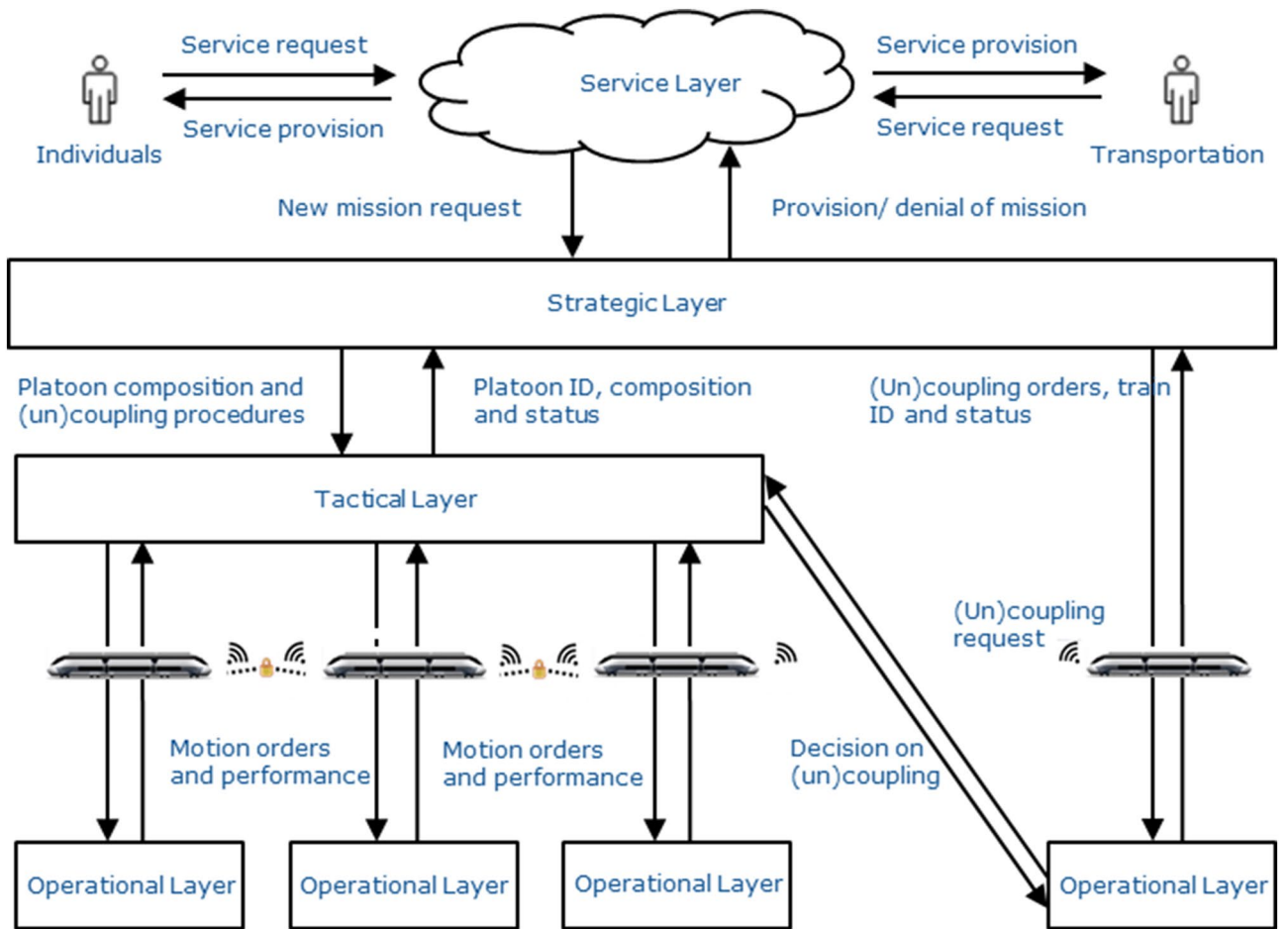


Figure 2. VCTS functional layers based on²².

Category	Benefit
Operational and monetary	Increased line capacity
Operational	More robust schedule
Operational and monetary	Less time- and labor-intensive coupling/ decoupling
Operational	Dynamic modification of train set composition while driving
Operational	Interoperability between different vehicle types, models and manufacturers
Operational	Maximized utilization of infrastructure (e.g. platforms and stations)
Operational	Optimization of new mobility concepts (e.g. rail-taxi, demand-based mobility)
Monetary	Reduced global investment-, maintenance- and operational costs by implementation of on-board systems
Monetary	Potential omission of side tracks and railyards for manual coupling

Table 1. Potential benefits of VCTS over conventional signalling.

developments regarding necessary technologies and procedures can be integrated into the feasibility study. The main component of the feasibility analysis is to match the requirements of the VCTS concept with the current and projected capabilities of the related technical components and operational procedures.

Identification of technical and operational enablers and interfaces. The virtual coupling of trains is based upon the connection and interaction of different subsystems, including technical components and operational procedures, subsequently summarized as enablers. The identification of those relevant subsystems is the basis of the presented analysis. Each enabler can be linked to qualitative requirements that need to be fulfilled in order to achieve full VCTS functionality. However, not all requirements need to be implemented to enable core VCTS operation, as elaborated upon in the introduction strategy section of this report. An overview of this correlation is given in Table 2. The identification of all relevant enablers was a main focus of the precedent

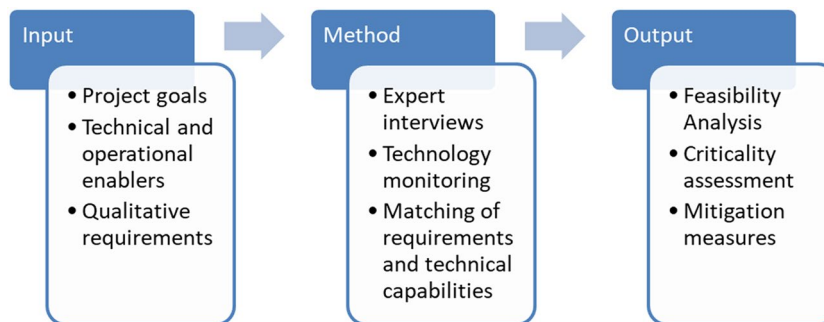


Figure 3. Methodical approach to feasibility analysis, based on²⁹.

Enabler	Qualitative requirement
Brakes and traction	VCTS should be able to control traction and brakes of all consists
	Modulation of the SIL 4 brake system to manage cooperative braking behaviour, short build-up times
	Calculation of highly accurate brake characteristics to reduce safety margins due to uncertainties
	Low adhesion and brake failure management
	Availability of real-time information of all brake and traction parameters
	Availability of real-time track data
Communications	Communication (T2T and T2G) following RAMS and security principles
	Unique identification of message source and destination, timestamping/sequencing, status monitoring
	Provision of high information quality and distribution rates in correspondence to the headway
	Utilization of communication sequence protocols for certain actions/manoeuvres (e.g. coupling and decoupling)
Field elements (e. g. balises, switches, level crossings) and their management	Updated functions to allow virtually coupled platoons in single block sections and to pass field elements without interference
	Availability of sufficiently low switching times and status update communication
	Allowance of VCTS manoeuvres (e.g. de-/coupling via switch)
Interoperability with existing signaling systems	VCTS shall be independent of the signalling systems which is active on the utilized network
	The signalling and the connected interlocking and ATP shall not inhibit VCTS operation
	Bi-directional communication between the VCTS platoon and the trackside system (Strategic Layer, TMS)
Platforms and stations	Appropriate handling of increased vehicle and passenger throughput
	Availability of sufficient space for platoons and passengers
Traffic management system	Implementation of algorithms and functionality to enable VCTS operation and maneuvers
Train integrity	Continuous information of train integrity by on-board solutions; immediate and safe response in case of train integrity loss
Train operation: MO, ATP and ATO	Interface to VCTS to set up a platoon, run diagnostics and maintenance
	Availability of both automated and manual control of the leading consist
	ATP and ATO compatibility with VCTS via interface or direct implementation
Train positioning	Provision of highly accurate relative and absolute distance, speed and acceleration and real-time track-data

Table 2. Qualitative requirements for VCTS enablers to facilitate basic VCTS operation.

VCTS concept development and is based on the experience and expertise of all contributing project partners, an extensive literature review and technology scoping and discussions with external experts.

Expert interviews. For each relevant technological and operational subsystem, interviews with respective experts were performed to evaluate the state-of-the-art technologies as well as ongoing developments and their ability to provide VCTS functionalities. For the interview process, a general questionnaire of 55 questions was defined, covering a wide range of VCTS related topics. The questionnaire was then adapted to specifically address relevant points of interest for each subsystem, resulting in a total of 145 questions. The questionnaire was then distributed to 12 working groups from the Shift2Rail framework, each working on a related subsystem, therefore commanding specific expertise. All contacted working groups were available for discussions and interviews. The questions were discussed within each group, overall representing 150 experts, leading to interviews with 20 different representatives. After one review loop, the consolidated answers have been utilized to propose solution strategies for possible obstacles. Those mitigation measures have also been evaluated by the experts in a second review loop. Based on those results, the criticality of the possible utilization of the subsystems for the VCTS introduction has been evaluated. This evaluation was presented to the experts for a final review loop.

Informed consent. All interview-participants agreed, that the results of the interviews will be evaluated and utilized in project reports and further dissemination activities. Informed consent was therefore obtained.

Results: identified critical aspects for VCTS enablers

As the developed VCTS concept necessitates several requirements on various technical and operational enablers of the railway system, these requirements may present significant challenges for today's standards. After evaluation of the state of the art and current developments, the ability of those enablers to cover the requirements for VCTS operation has been derived. The thereby identified critical aspects, potential obstacles and different mitigation measures for the introduction of VCTS are summarized in Table 3.

Discussion

Assessment of criticality. All of the aforementioned enablers are important for a successful and well-performing VCTS system, but not equally critical regarding VCTS implementation and operation. Criticality is usually assessed as a combination of severity and likelihood of occurrence when referred to the risk of failure (e.g. see EN 50126³⁰). To fit the scope of this analysis, this methodology was adapted, redefining the indicators of the criticality as shown in Table 4. By merging the indicators into a chart, a criticality matrix (Fig. 4) was created. Utilizing the results of the expert interviews and the preliminary analyses, the criticality of all identified enablers was assessed. As the requirements on the VCTS enablers can vary for different railway market segments, the criticality assessment has been carried out for 5 base scenarios; high speed, regional, metro, tram/light rail and freight.

Following this methodology, some of the defined enablers, namely train operation, platforms and TMS, can be evaluated as not critical regarding VCTS implementation and operation. The applicable solutions (see Table 3) are either available or can be realized without further necessary research. The remaining enablers present more pressing obstacles. Those aspects are further elaborated upon in the following:

Brakes. In the VCTS concept, it is foreseen that the braking effort of the consists should be precisely adaptable with respect to the capabilities of the trailing consists to ensure cooperative braking behaviour. The current achievable performance of the pneumatic system, utilized in the emergency brake, does not fulfill this requirement. While some suitable service braking systems already utilize electronic control chains and provide the necessary performance, they do not meet the VCTS requirement of SIL4. This sets the brake system to the right of the criticality matrix, as VCTS is heavily limited by additional safety margins to guarantee safe braking manoeuvres with non-modulable braking efforts. The minimum possible headway additionally increases with respective margins for long brake force build-up times and low accuracies of the stopping distances, especially pronounced in freight traffic. Depending on the specific vehicle characteristics, this might endanger the aim to operate VCTS below absolute braking distances and thus lose potential benefits when compared to a Moving Block system. A possible solution to this issue is the introduction of SIL4 electronic brakes and closed-loop controls. While these systems are already utilized with a lower safety level for service braking, developments for emergency brake systems are already ongoing. The issue is thus expected to be solved within the next years. The handling of low wheel-rail adhesion was also identified as critical. Here, real time adhesion measurement, permanent brake supervision and the monitoring and communication of rail conditions could present feasible solutions in the future.

Communications. Potential obstacles regarding communication technologies vary significantly between different market segments. The related variation of service velocities, and thus differing relative braking distances, sets different requirements for communication range and latency. While for high speed trains the communication has to ensure very fast message delivery over a rather long range (hundreds of meters up to several kilometres), lower speed applications, such as metro or tram, operate with much shorter distances for similar headways. To cover this wide range of requirements, the application of adaptable communication systems (ACS) and the introduction of next generation communication technologies has been discussed. Another market segment overlapping obstacle is the availability of frequency bands for railway applications. The issue remains subject to further political decisions regarding additional allocation of frequency bands or needs to be mitigated with worka-

Enabler	Critical aspect	Possible solution/mitigation measure
Brake system	Performance of current SIL4 braking systems insufficient for safe VCTS headway management	Development of SIL4 electronic braking system with improved modulation, accuracy and response time, utilization of closed loop control
	Handling of low wheel-rail adhesion and brake failures	Utilization of real-time adhesion measurement, permanent brake monitoring and closed-loop brake control. Increased information accuracy to optimize safety margins
Communications	Low latency requirements not achievable with current technology	Latency reduction with T2T communications or simplified fixed network structure. Low latency features promised by future V2X communication standards (e.g. IEEE 802.11bd)
	Headway between high speed and freight trains requires long communication ranges	Increased transmission power or utilization of MIMO transmission to extend communication range. Simultaneous operation of different technologies to increase frequency specificity
	Increased retransmission data rates required, if threshold for the maximal tolerable packet error rate is exceeded	Increased transmission power or retransmission rates, utilization of MIMO transmission or error code correction by combination of several technologies
	Availability (marked readiness) of rail certified communication systems	Usage of adaptable communication systems (ACS): achieving redundancy by combination of different systems results in better coverage or optimized dimensioning to support high traffic and coverage
	Limited availability of spectrum bands	Utilization of license free spectrum bands (only reasonable in mmWave bands); shared ITS-band (5.9 GHz) usage for railway and road applications; acquisition of license for new railway exclusive bands; consideration of cognitive radio approach with primary and secondary user
Field elements	Current switching technology not suitable for demanding VCTS operation	Development of fast point machines with instant status notification in order to allow general VCTS operation and coupling/de-coupling procedures
	Level crossing	Technology adaptation to account for multiple consists along the level crossing
Interoperability with existing signaling systems	New coupling scenarios and variable platoon length can be conflicting with current interlocking paradigm	Introduction of new communication protocols and software-based implementation of new scenarios into interlocking rules
	Presence of two non-physically coupled trains in one section not foreseen in current railway signaling	Adaption of the ATP logic regarding VCTS functionality to prevent stopping of virtually coupled trains
Platforms	Space restrictions at existing stations	Utilization of VC procedures (calling at multiple platforms); adaption of passenger steering to faster platform clearance; optimization or development of new platform layouts
Traffic management system	Functional architecture of VCTS and TMS interactions undefined	Software based definition of VCTS-TMS interactions
Train integrity	Currently long detection times for loss of train integrity	Novel solutions required to provide sufficiently low train integrity loss detection times
Train operation: MO, ATP and ATO	Slow reaction times in manual operation	Sufficient safety margins, operation in ATO mode where available
	Interaction of ATO and ATP with VCTS undefined	Definition of VCTS interaction, software-based implementation
	Increasing complexity of on-board traction/brake control interfaces	Utilization of available interfaces or development of novel VCTS interface
Train positioning	Current technology not accurate enough	Development of high accuracy train positioning solutions complemented by suitable redundant distance measuring

Table 3. Identified critical aspects with regard to VCTS and suggested mitigation measures.

Indicator	Adapted definition
Severity	Negative impact of today's technology or procedures on the VCTS performance
Likelihood	Probability, that the issue is not solved in the foreseeable future

Table 4. Adapted definition of criticality indicators.

rounds like spectrum sharing or a cognitive radio approach. As no exact time horizon for the resolution of those issues can be identified, the communication aspect is categorised as medium to high criticality. The introduction of new communication protocols was evaluated as demanding but not critical. By utilizing a mobile communication standard which supports future railway mobile communication system (FRMCS) requirements, the process can be facilitated. Those standards will be specified by IEEE or 3GPP and refined by the relevant protocols, e. g. 802.11p, 802.11bd or R15 LTE-V2X.

Field elements. Field elements and their management were also identified as a critical aspect regarding the implementation of VCTS. In particular, to enable safe and fast coupling and decoupling maneuvers, it has to be ensured that switches can change their positions very quickly and in a fail-safe way, while also sending instant status updates to the platoon, infrastructure- and traffic management. Current developments deal with switches

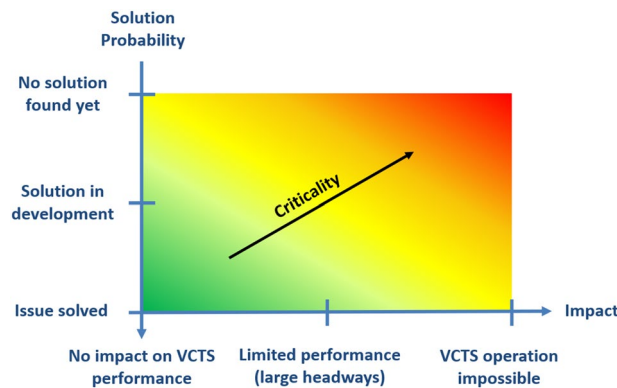


Figure 4. Criticality matrix, qualitative approach to evaluate obstacles for the VCTS introduction.

capable to reach those performance requirements. This issue applies to all railway scenarios and can be located in the middle of the criticality matrix as it sets limits to the overall VCTS performance. The technological solutions are expected to be available in the near future.

Interoperability. Closely connected to the field element management is the handling of VCTS by existing signaling systems. To the signaling, the platoon (also during coupling or decoupling) has to appear as only one train, analogous to a mechanically coupled train, but with a variable length. The current coupling status needs to be communicated permanently to the underlying signaling-, traffic management- and train protection system. Those systems should not interact with the single consists of a VCTS but with the whole platoon. The individual consists do not follow the signaling logic as the distance and safety is controlled by the VCTS master consist. As a result, the whole VCTS follows the same signaling logic, representing a single train. It is viable that the necessary adaptations, in terms of software- and signaling logic, like blocking all sections occupied by the VCTS, can be implemented. Although not without challenges, the introduction of those new rules is expected to align with interests of the industry and railway operators, facilitating this implementation. The described issues can be placed in the lower area of the criticality matrix. If VCTS is to be used as a secondary system alongside conventionally coupled train operation, interoperability is naturally ensured by the underlying signaling system.

Train positioning and sensors. The accurate measurement of distance as well as relative speed and acceleration between the consists is implicitly critical for VCTS operation. The distance regulation relies on highly accurate state measurements, incorporating a SIL4 approach. Current developments in absolute positioning aim for a high accuracy with 2% error margin, with respect to the last reference point. Additional improvements for relative measurements can be achieved by the application of suitable and redundant sensor combinations, such as RADAR, LIDAR, etc. Further improvements in vehicle positioning are expected by the utilization real time track data, digital maps or a virtual balise approach. The impact of vehicle positioning and distance measuring accuracies on the VCTS performance depends mainly on the speed level and therefore the railway market segment. The higher the service velocity the more critical the issue becomes. Assuming the availability of those much more accurate and faster train positioning measurements, a headway reduction between 64 and 81% can be achieved, depending on the railway scenario and reference case^{31,32}. With the assumption of certain technology goals and boundary conditions, this translates to a headway of 90 m for metro or subway applications, 300 m for regional services, 550 m in freight applications and 860 m for 300 km/h high speed services³¹. All values include reaction delays, distance and speed measurement inaccuracies and an additional safety margin.

Train integrity. On-board train integrity detection is a crucial aspect of VCTS operation. In order to achieve distances below absolute braking distance, a very frequent update on the train integrity needs to be achieved. The current aim of 5 s³³ for wireless detection systems would cause a large safety margin on top of all other inaccuracies, significantly limiting the VCTS performance (mid-right in the criticality matrix). Possible solutions include TI detection based on novel wireless sensor networks, as also utilized for train positioning measurements, or satellite-based solutions. This is mainly an issue for cargo trains, due to the long non-fixed formation. Passenger trains may also utilize wired on-board train integrity solutions, which aim for a performance of 1 s for integrity loss detection. Platoon integrity monitoring will be established by T2T communication based on protocols to be defined in future VCTS works.

A graphical interpretation of the abovementioned aspects, with respect to the criticality matrix, is given in Fig. 5. It can be concluded that metro and light rail applications are facing the lowest amount of potential critical obstacles regarding VCTS implementation. While the number of aspects with higher criticality is increasing for regional applications, the most obstacles apply in particular to freight and high-speed transportation.

VCTS introduction strategy. Based on the presented evaluation of the general feasibility, an introduction approach for VCTS was derived. To limit the complexity and amount of simultaneous technical and operational changes, an incremental implementation should be targeted. The approach is divided into two main stages.

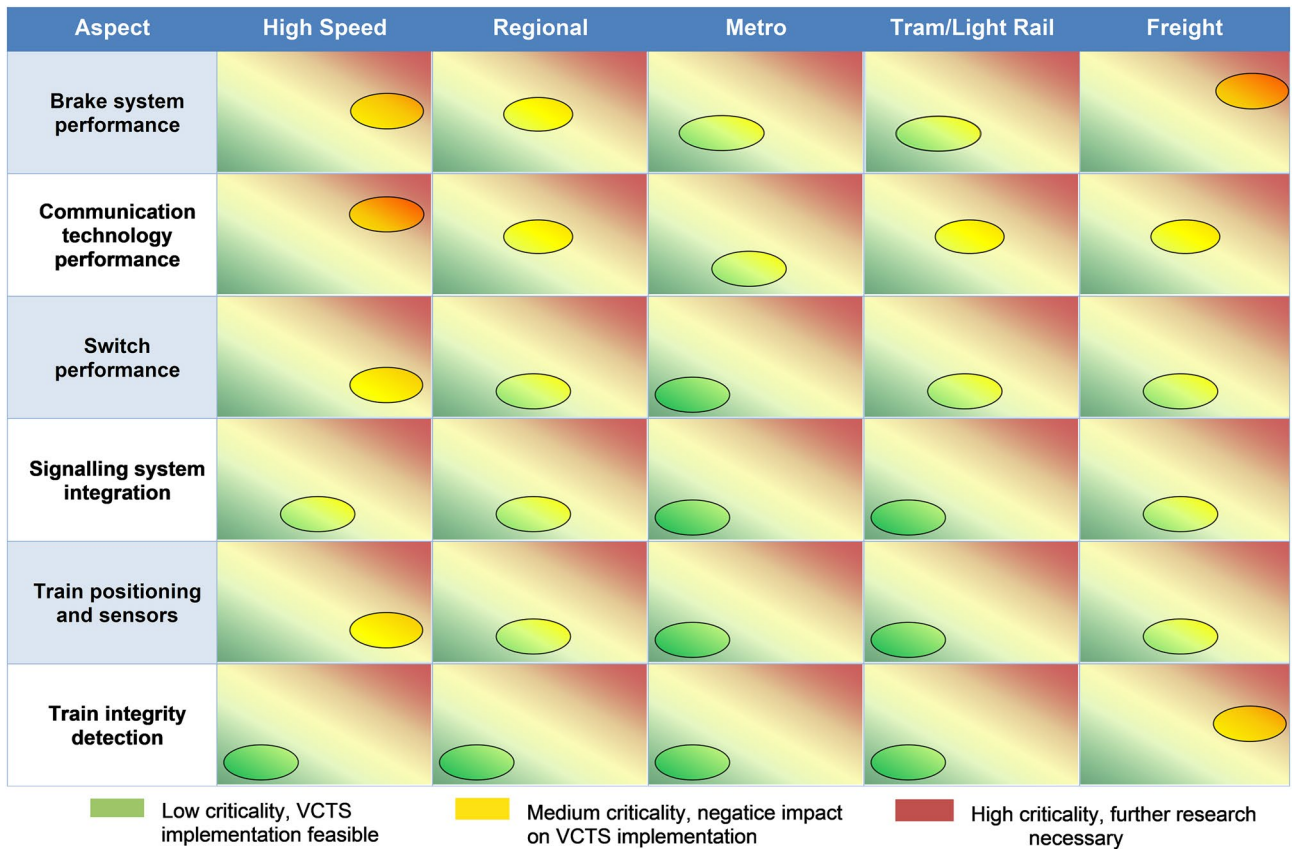


Figure 5. Qualitative VCTS criticality assessment of the most important identified aspects, based on expert interviews.

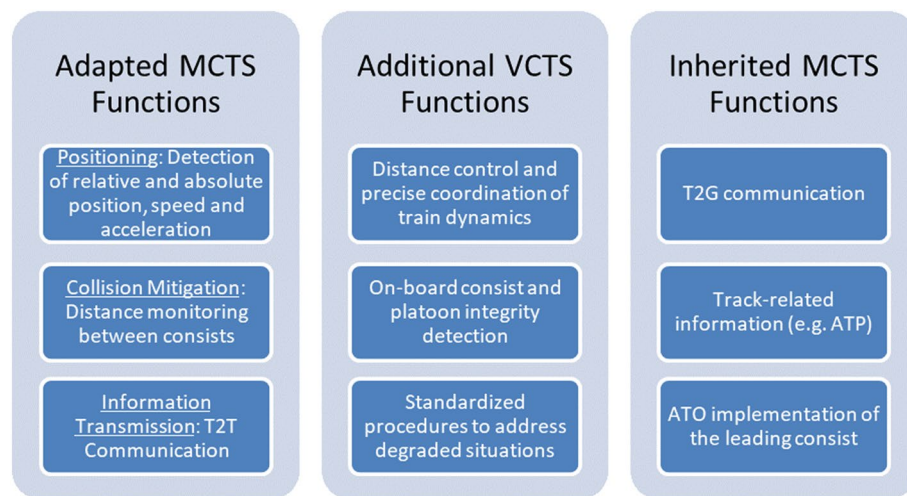


Figure 6. Functions to be provided by VCTS in stage 1.

Stage 1 (VCTS core functionality/operation). In stage 1, the mechanical coupling between two or more consists will be replaced by virtual links, enabling basic VCTS operation. However, coupling is still done while in standstill. All functions that are provided or distributed by the mechanical link need to be transferred to a digital system, while additional functions of the virtual coupling concept have to be included. The relevant functions can be split into three groups as shown in Fig. 6. A significant increase in operational flexibility can be achieved with an extension of stage 1. As the mechanical link is replaced by a digital one, there are no restrictions for coupling of different vehicles. This will enable coupled operation with different vehicle types.

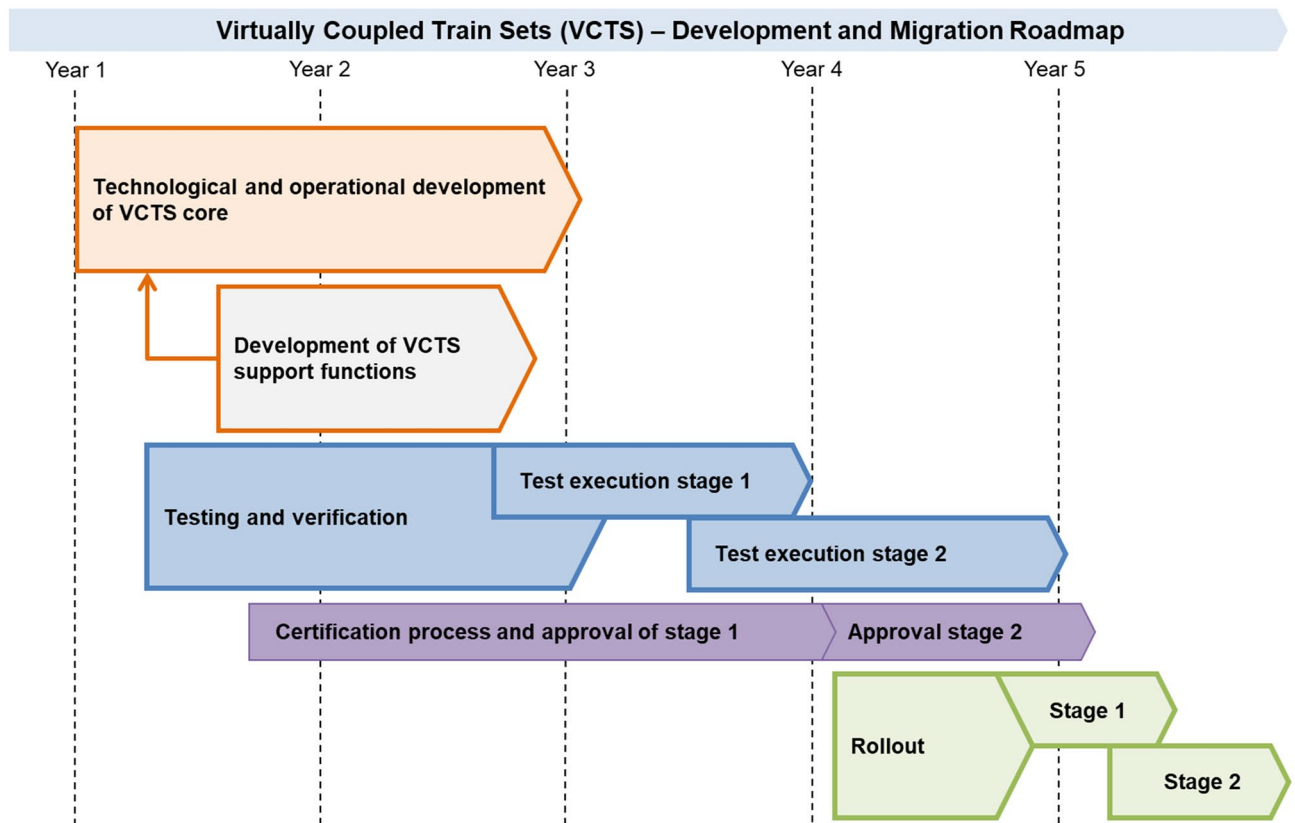


Figure 7. Qualitative roadmap for VCTS implementation.

Stage 2 (additional functional modules to achieve full VCTS functionality). Stage 2, aims to provide additional functionalities to the VCTS core operation introduced in stage 1. These functionalities aim to further materialize the benefits of the VCTS concept. Stage 2 represents a pool of functional modules that can be added simultaneously or successively, depending on the operational needs and technical possibilities. Possible modules include coupling and/ or decoupling on the fly or via switch and implementation of additional manoeuvres (e.g. call at different platforms simultaneously). This new dynamic approach allows for coupling and decoupling according to needs of live operation, mitigating or even preventing potential operational delays, by utilizing new TMS functions.

Considering the results of the criticality assessment, it can be concluded that the VCTS implementation will face less challenges in low-speed and non-freight applications. This conclusion is reinforced by further market segment characteristics which should facilitate the VCTS implementation. Those may include closed network structure, uniform vehicles, the lack of interaction with other vehicle types or level crossings and reduced aerodynamic hazards or environmental effects, among others. Therefore, it can be concluded that urban railway scenarios such as metro or subway present the most feasible application for the early stages of VCTS implementation, followed by lower speed regional services.

VCTS implementation roadmap. Following the results of the feasibility analysis, a general development and migration roadmap for the VCTS concept can be derived. The first step includes the development of VCTS core functions and technologies, that are specific to VCTS operation (stage 1). This includes the specification and development of sensors, control and communication protocols. The development of support functions is not specific to VCTS itself and will be beneficial to conventional railway operations as well. Examples are modern braking systems, T2G communication systems or cyber security technology. Testing and verification involves the development of testing concepts infrastructure and finally VCTS demonstrators. These processes and especially the following test execution run in parallel to the technological and operational development and should interact with each other in feedback loops. Accompanying both the development and testing is an ongoing certification process of the concept and its subsystems. After the approval of VCTS core operation (stage 1), testing will still be ongoing for the additional functional modules (stage 2). Upon rail approval, VCTS core operation can be introduced. The order of implementation of additional functional modules depends on the progress of VCTS development as well as on the preferences of railway operators with suitable networks. This roadmap is visualized in Fig. 7. The chosen timeframe is based in the feasibility evaluation but can vary based on further developments. While a basic VCTS functionality testing has been carried out by CAF³⁴ and the Russian Railway³⁵ on isolated test sites, more VCTS research, development and on-track testing is expected to originate from the Shift2Rail successor Europe's Rail Joint Undertaking³⁶.

Conclusions

This paper summarizes the analysis of the technical feasibility of the VCTS concept. VCTS itself can be divided into a range of technological and operational enablers and related external components. Qualitative requirements of the VCTS concept have been matched with the current and projected capabilities of those enablers to evaluate their applicability in VCTS operation. Based on the presented approach, critical aspects for a successful VCTS implementation have been identified. The most critical issues are the need for highly accurate measurements of distance, relative speed and relative acceleration and the requirement of modulable, fast and accurate responding braking systems. Additionally, the availability of both communication technologies and dedicated railway frequency spectrums, paired with safety requirements for latency in combination with long communication ranges and the requirement of fast and reliable detection of train- or consist integrity loss by on-board equipment are similarly critical. For all identified critical aspects, technological or operational solutions or mitigation measures have been presented. Regarding the analysis, aspects have been found to be more critical in high-speed and freight applications. The VCTS introduction approach has been divided into two distinct stages to facilitate the implementation. Stage 1 aims to substitute the mechanical coupler with the virtual link, while stage 2 adds additional functionalities to the VCTS concept. Following this proof of feasibility of the concept, a qualitative development and migration roadmap was proposed.

Data availability

The X2Rail-3 deliverable that this paper is based on is not publicly available. However, previous deliverables, detailing the VCTS system concept as well as a performance analysis, are available at the X2Rail-3 online portal²².

Received: 30 August 2021; Accepted: 3 March 2022

Published online: 11 March 2022

References

- Bock, U. & Bikker, G. Design and development of a future freight train concept—virtually coupled train formations. *IFAC Proc.* **33**(9), 395–400. [https://doi.org/10.1016/S1474-6670\(17\)38176-4](https://doi.org/10.1016/S1474-6670(17)38176-4) (2000).
- Ständer, D.-I.T., Drewes, D.-I.J., Braun, D.-W.-I.I. & Schnieder, D.-I.H.E. Operational and safety concepts for railway operation with virtual train-sets. *IFAC Proc* **39**(12), 261–266. <https://doi.org/10.3182/20060829-3-NL-2908.00046> (2006).
- Goikoetxea, J. Roadmap towards the wireless virtual coupling of trains. In *Lecture Notes in Computer Science* (eds Mendizabal, J. et al.) 3–9 (Cham, 2016).
- Winter, J. Die Züge der Zukunft werden virtuell gekuppelt. *Ingenieurspiegel*, 16 Aug., pp. 54–55, 2018. <https://elib.dlr.de/120333/>. Accessed 15 Apr 2021.
- Flammini, F., Marrone, S., Nardone, R., Petrillo, A., Santini, S., & Vittorini, V. Towards railway virtual coupling. in *2018 IEEE International Conference on Electrical Systems for Aircraft, Railway, Ship Propulsion and Road Vehicles & International Transportation Electrification Conference (ESARS-ITEC)*, Nottingham, Nov. 2018, pp. 1–6.
- Governing Board of the Shift2Rail Joint Undertaking, *Decision on the adaptation of the Shift2Rail master plan*. [Online]. Available: <https://ec.europa.eu/transport/sites/transport/files/modes/rail/doc/2015-03-31-decisionn4-2015-adoption-s2r-masterplan.pdf>. Accessed 19 Jan 2021.
- Liu, L., Wang, P., Zhang, B. & Wei, W. Coordinated control method of virtually coupled train formation based on multi agent system. In *Smart innovation, systems and technologies, advances in smart vehicular technology, transportation, communication and applications* (eds Ni, S. et al.) 225–233 (Springer International Publishing, 2019).
- Felez, J., Kim, Y. & Borrelli, F. A model predictive control approach for virtual coupling in railways. *IEEE Trans. Intell. Transport. Syst.* **20**(7), 2728–2739. <https://doi.org/10.1109/TITS.2019.2914910> (2019).
- 2019 IEEE Intelligent Transportation Systems Conference (ITSC): IEEE.
- Aoun, J., Quaglietta, E. & Goverde, R. M. P. Investigating market potentials and operational scenarios of virtual coupling railway signalling. *Transp. Res. Rec.* **2674**(8), 799–812. <https://doi.org/10.1177/0361198120925074> (2020).
- Quaglietta, E., Wang, M. & Goverde, R. M. (2020) A multi-state train-following model for the analysis of virtual coupling railway operations. *J. Rail Transp. Plan. Manag.* **15**, 100195. <https://doi.org/10.1016/j.jrtpm.2020.100195> (2020).
- Di Meo, C. et al. ERTMS/ETCS virtual coupling: proof of concept and numerical analysis. *IEEE Trans. Intell. Transport. Syst.* **21**(6), 2545–2556. <https://doi.org/10.1109/TITS.2019.2920290> (2020).
- Quaglietta, E., & Goverde, R. M. *A comparative analysis of Virtual Coupling Railways operations*. [Online]. Available: <https://repository.tudelft.nl/islandora/object/uuid:ebb4548f-aeba-46dd-872b-00a07865ac4d>. Accessed 18 Jan 2021.
- Parise, R., Dittus, H., Winter, J. & Lehner, A. Reasoning functional requirements for virtually coupled train sets: communication. *IEEE Commun. Mag.* **57**(9), 12–17. <https://doi.org/10.1109/MCOM.2019.1800936> (2019).
- Schumann, T. Increase of capacity on the shinkansen high-speed line using virtual coupling. *Int. J. TDI* **1**(4), 666–676. <https://doi.org/10.2495/TDI-V1-N4-666-676> (2017)
- Hao, A. Z., Yan, B. F., Niu, C. R. A key step to virtual coupling. in *2020 IEEE 23rd International Conference on Intelligent Transportation Systems (ITSC)*, Rhodes, Greece, Sep. 2020 , pp. 1–6.
- Xun, J., Chen, M., Liu, Y. & Liu, F. An overspeed protection mechanism for virtual coupling in railway. *IEEE Access* **8**, 187400–187410. <https://doi.org/10.1109/ACCESS.2020.3029147> (2020).
- Ludicke, D. & Lehner, A. Train communication networks and prospects. *IEEE Commun. Mag.* **57**(9), 39–43. <https://doi.org/10.1109/MCOM.001.1800957> (2019).
- Song, H., & Schnieder, E. Availability and performance analysis of train-to-train data communication system. *IEEE Trans. Intell. Transport. Syst.* **20**(7), 2786–2795. doi: <https://doi.org/10.1109/TITS.2019.2914701> (2019)
- Soliman, M. et al. Automatic train coupling: Challenges and key enablers. *IEEE Commun. Mag.* **57**(9), 32–38. <https://doi.org/10.1109/MCOM.2019.1800942> (2019).
- Shift2Rail x2rail-3, *Advanced Signalling, Automation and Communication System (IP2 and IP5) – Prototyping the future by means of capacity increase, autonomy and flexible communication*. [Online]. Available: https://projects.shift2rail.org/s2r_ip2_n.aspx?p=X2RAIL-3
- Canesi, S., et al. *Virtual train coupling system concept and application conditions*. [Online]. Available: https://projects.shift2rail.org/s2r_ip_TD_D.aspx?ip=2&td=aa1f0995-1402-4e7b-a905-49fba1bc6f71. Accessed 14 Apr 2021.
- Seiler, P., Pant, A. & Hedrick, K. Disturbance propagation in vehicle strings. *IEEE Trans. Automat. Contr.* **49**(10), 1835–1841. <https://doi.org/10.1109/TAC.2004.835586> (2004).
- Farnam, A., & Sarlette, A. About strong string stability of a vehicle chain with time-headway control. in *2018 IEEE Conference on Decision and Control (CDC)*, Miami Beach, FL, Dec. 2018. pp. 5077–5083.

25. Bian, Y., et al. Reducing time headway for platoons of connected vehicles via multiple-predecessor following. in *2018 21st International Conference on Intelligent Transportation Systems (ITSC)*, Maui, HI, Nov. 2018, pp. 1240–1245.
26. Rodonyi, G. An adaptive spacing policy guaranteeing string stability in multi-brand ad hoc platoons. *IEEE Trans. Intell. Transport. Syst.* **19**(6), 1902–1912. <https://doi.org/10.1109/TITS.2017.2749607> (2018).
27. Canesi, S., et al. VCTS—performance and safety analysis. EUROPEAN COMMISSION, 2020. Accessed 27 Sep 2021.
28. Nold, M. & Corman, F. Dynamic train unit coupling and decoupling at cruising speed: Systematic classification, operational potentials, and research agenda. *J. Rail Transp. Plan. Manag.* **18**, 241. <https://doi.org/10.1016/j.jrtpm.2021.100241> (2021).
29. DIN 69901–2:2009–01. *Projektmanagement—Projektmanagement-Projektmanagementsysteme: Teil 2: Prozesse, Prozessmodell*, 69901–2, DIN, Berlin, Jan. 2009. [Online]. Available: <https://www.beuth.de/de/norm/din-69901-2/113428357>
30. Railway Applications. The specification and demonstration of reliability, availability, maintainability and safety (RAMS): Part 1: Generic RAMS Process; German version EN 50126–1:2017, 50126–1, DIN, Oct. 2018. [Online]. Available: <https://www.beuth.de/de/norm/din-en-50126-1/27977807>
31. Schenker, M., Parise, R., & Goikoetxea, J. Concept and performance analysis of virtual coupling for railway vehicles. Braunschweig, 2021. Accessed 02 Dec 2021.
32. Meyer zu Hörste, M., et al., IMPACT-1 (No 730816) D4.1 - Reference Scenario: Deliverable. Shift2Rail, 2018. [Online]. https://projects.shift2rail.org/s2r_ipcc_n.aspx?p=IMPACT-1. Accessed 02 Dec 2021.
33. Iovino, S., et al., X2Rail-2 Deliverable D4.1—train integrity concept and functional requirements specifications [Online]. Available: https://projects.shift2rail.org/s2r_ip_TD_D.aspx?ip=2&td=061d0fcf-51a6-4358-a74f-a4d34e8dac01. Accessed 16 Apr 2021.
34. Goikoetxea, J., Lopez, I., Perez, P. A., Celaya, I., & Sanchez, O. Virtual coupling of trains: first implementation and tests. [Online]. Available: https://projects.shift2rail.org/s2r_ip1_n.aspx?p=CONNECTA. Accessed 02 Dec 2021 (2019).
35. Geerts, E. *Virtual Coupling increases capacity with 20 trains per day in Russia*. [Online]. Available: <https://www.railtech.com/infrastructure/2021/07/13/virtual-coupling-increases-capacity-with-20-trains-per-day-in-russia/>. Accessed 02 Dec 2021.
36. Shift2Rail, *Shift2Rail Successor*. [Online]. Available: <https://shift2rail.org/shift2rail-successor/>. Accessed 02 Dec 2021.

Disclaimer

This dissemination of results reflects only the authors' view and the Shift2Rail Joint Undertaking is not responsible for any use that may be made of the information it contains.

Author contributions

The Se.S. conceived and designed this paper based on the results of the X2Rail-3 project. Input for this paper has been provided by working group members of said project, as mentioned in the authors and affiliations section of this paper, and is partly based on expert interviews. The methodology was developed by Se.S., M.S. and H.D.. The compilation, processing and assessment of the results has been carried out by Se.S. and M.S., with contributions from working group members based on specific expertise. Se.S., M.S. and H.D. carried out the essential revisions. All authors read and approved the final manuscript.

Funding

Open Access funding enabled and organized by Projekt DEAL. This project has received funding from the Shift2Rail Joint Undertaking (JU) under grant agreement No 826141. The JU receives support from the European Union's Horizon 2020 research and innovation programme and the Shift2Rail JU members other than the Union.

Competing interests

The authors declare no competing interests.

Additional information

Correspondence and requests for materials should be addressed to S.S.

Reprints and permissions information is available at www.nature.com/reprints.

Publisher's note Springer Nature remains neutral with regard to jurisdictional claims in published maps and institutional affiliations.



Open Access This article is licensed under a Creative Commons Attribution 4.0 International License, which permits use, sharing, adaptation, distribution and reproduction in any medium or format, as long as you give appropriate credit to the original author(s) and the source, provide a link to the Creative Commons licence, and indicate if changes were made. The images or other third party material in this article are included in the article's Creative Commons licence, unless indicated otherwise in a credit line to the material. If material is not included in the article's Creative Commons licence and your intended use is not permitted by statutory regulation or exceeds the permitted use, you will need to obtain permission directly from the copyright holder. To view a copy of this licence, visit <http://creativecommons.org/licenses/by/4.0/>.

© The Author(s) 2022