



HAL
open science

Jarosite stability on Mars

Alexandra Navrotsky, Ferenc Lázár Forray, Christophe Drouet

► **To cite this version:**

Alexandra Navrotsky, Ferenc Lázár Forray, Christophe Drouet. Jarosite stability on Mars. *Icarus*, 2005, 176 (1), pp.250-253. 10.1016/j.icarus.2005.02.003 . hal-03601625

HAL Id: hal-03601625

<https://hal.science/hal-03601625>

Submitted on 8 Mar 2022

HAL is a multi-disciplinary open access archive for the deposit and dissemination of scientific research documents, whether they are published or not. The documents may come from teaching and research institutions in France or abroad, or from public or private research centers.

L'archive ouverte pluridisciplinaire **HAL**, est destinée au dépôt et à la diffusion de documents scientifiques de niveau recherche, publiés ou non, émanant des établissements d'enseignement et de recherche français ou étrangers, des laboratoires publics ou privés.

Jarosite stability on Mars

Alexandra Navrotsky, Ferenc Lázár Forray and Christophe Drouet

Thermochemistry Facility, Department of Chemical Engineering and Materials Science,
University of California at Davis, One Shields Avenue, Davis, CA 95616, USA
CIRIMAT, UMR CNRS 5085, Physico-Chimie des Phosphates, ENSIACET, 118 route de
Narbonne, 31077 Toulouse cedex 04, France

Abstract

Jarosite, a potassium (sodium) iron sulphate hydrated mineral, has recently been identified on the martian surface by the Opportunity rover. Using recent thermochemical data [Drouet and Navrotsky, 2003, *Geochim. Cosmochim. Acta* 67, 2063–2076; Forray et al., 2005, *Geochim. Cosmochim. Acta*, in press], we calculate the equilibrium decomposition curve of jarosite and show that it is thermodynamically stable under most present martian pressures and temperatures. Its stability makes jarosite potentially useful to retain textural, chemical, and isotopic evidence of past history, including possible biological activity, on Mars.

Keywords: Mars climate; Mineralogy; Jarosite; Mineral stability

1. Introduction

2. Thermodynamic calculations and discussions

3. Conclusions

Acknowledgements

References

1. Introduction

Jarosite, a hydrated sulphate of iron and potassium ($\text{KFe}_3(\text{SO}_4)_2(\text{OH})_6$) is a widespread mineral on Earth [Alpers et al., 1989](#), [Stoffregen et al., 2000](#) and [Dill, 2001](#), mainly formed in acid, sulphate rich environments associated with acid mine drainage and also commonly found in hydrometallurgical processes ([Dutrizac and Jambor, 2000](#)). Due its low solubility in water ([Baron and Palmer, 1996](#)), jarosite is a potential scavenger of heavy metals [Dutrizac et al., 1996](#), [Gieré et al., 2003](#) and [Dutrizac, 2004](#), and plays an important role in the fate and transport of heavy metals in the environment.

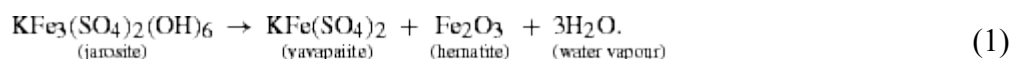
Recently, jarosite has been reported on the martian surface based on spectroscopy on the Opportunity rover [Christensen et al., 2004](#) and [Klingelhöfer et al., 2004](#). Although the low temperatures on and near the martian surface are compatible with the preservation of hydrous minerals, the low pressure and low water content of the atmosphere may lead to dehydration. Thus both for the initial formation of jarosite and for its preservation to the present day, one must know the minimum water fugacity under martian pressure–temperature conditions for which jarosite is thermodynamically stable.

The apparent stability of jarosite in terrestrial environment is well known (e.g., [Stoffregen, 1993](#), [Dutrizac and Jambor, 2000](#), [Welham et al., 2000](#) and [Arslan and Arslan, 2003](#)) but lack of thermodynamic data till very recently has made it difficult to calculate its stability under martian pressure and temperature conditions. Jarosite on Mars was first postulated by [Burns, 1987a](#), [Burns, 1987b](#) and [Burns, 1989](#), [Burns and Fisher \(1990\)](#). Based on literature data (mainly temperature, pH and influence of cation exchange) on the stability of different sulfates, this author considered that Al-bearing jarosite would be stable on the martian surface but the available thermodynamic data were insufficient to prove this assumption.

Based on recently acquired thermochemical data [Drouet and Navrotsky, 2003](#) and [Forray et al., 2005](#), we calculate the equilibrium decomposition curve of jarosite under estimates of present martian pressures and temperatures.

2. Thermodynamic calculations and discussions

The decomposition of jarosite with increasing temperature or decreasing water fugacity occurs by its dehydration ([Drouet and Navrotsky, 2003](#)):



High temperature oxide melt solution calorimetry in molten $3\text{Na}_2\text{O} \cdot 4\text{MoO}_3$ at 700 °C has been used successfully to obtain enthalpies of formation of sulphates [Navrotsky, 1977](#), [Navrotsky et al., 1994](#) and [Majzlan et al., 2002](#). Recent data on enthalpies and entropies of formation from the elements and standard entropies of the phases involved in reaction (1) are given in [Table 1](#).

Table 1.

Thermodynamic data used to calculate the stability of jarosite

Compound	ΔH_f° (kJ mol ⁻¹)	S° (J mol ⁻¹ K ⁻¹)	ΔS_f° (J mol ⁻¹ K ⁻¹)
KFe ₃ (SO ₄) ₂ (OH) ₆ (jarosite)	-3829.6±8.3 ^a	388.9 ^b	-1648.8 ^a
KFe(SO ₄) ₂ (yavapaiite)	-2042.8±6.2 ^c	224.7±5.0 ^c	-751.9±1.0 ^c
α-Fe ₂ O ₃ (hematite)	-826.2±1.3 ^d	87.4±0.2 ^d	
H ₂ O (gas)	-241.8±0.0 ^d	188.8±0.0 ^d	

^a ([Drouet and Navrotsky, 2003](#)).

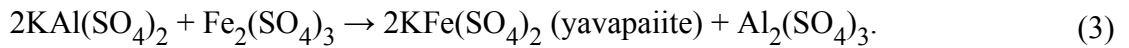
^b ([Stoffregen, 1993](#)).

^c ([Forray et al., 2005](#)).

^d ([Robie and Hemingway, 1995](#)).

The yavapaiite heat capacity in the temperature range relevant to Mars is estimated from thermodynamic data on KAl(SO₄)₂, Fe₂(SO₄)₃, Al₂(SO₄)₃, Fe₂O₃, and Al₂O₃ ([Forray et al., 2005](#)), using solid state reactions Figs. (2) and (3), under the assumption that the heat capacities of the assemblages on the left and right sides of the reactions are equal ([Helgeson et al., 1978](#)).

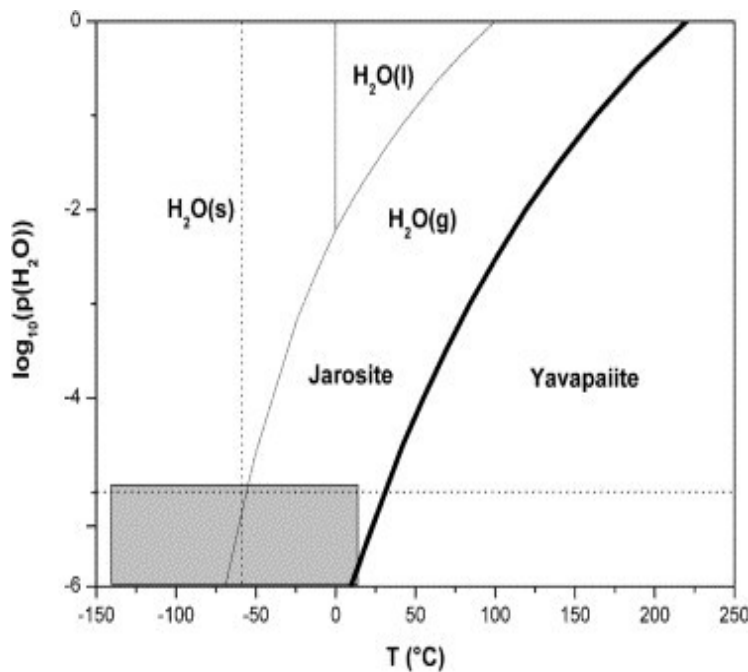




We also calculate, using the same method, the heat capacity of $\text{KAl}(\text{SO}_4)_2$ and compare it to available experimental data ([Barin et al., 1977](#)), in order to estimate the errors involved in this type of heat capacity estimation. For $\text{KAl}(\text{SO}_4)_2$, this method introduces an error of less than 1% in the heat capacity at temperatures between -150 and 300 °C.

The calculated equilibrium $p(\text{H}_2\text{O})$ – T curve for reaction (1) is shown in [Fig. 1](#). The total atmospheric pressure estimated and measured [Zurek et al., 1992](#), [Burns, 1993](#), [Bridger and Murphy, 1998](#), [Haberle et al., 1999](#) and [Haberle et al., 2003](#) ranges from 5 to 10 mbar.

Fig. 1. Stability fields of jarosite and yavapaiite under martian pressure and temperature conditions (the partial pressure of water is expressed in atmospheres).



The dotted horizontal line represents the partial pressure of water on the present martian surface, calculated using the abundance of H_2O in the atmosphere [Owen et al., 1977](#), [Jakosky and Phillips, 2001](#) and [Bish et al., 2003](#) and the total atmospheric pressure ([Kliore et al., 1965](#)). The dotted vertical line represents the average surface temperature at the equator. The light grey area represents normal surface conditions on Mars at Meridiani Planum, based on measured temperature values ([Smith et al., 2004](#)) and calculated values for water vapour pressure. The dark curve represents the phase boundary for reaction (1). The lighter curves represent the H_2O phase diagram. The dark curve barely intersects the light grey area, indicating that jarosite is thermodynamically stable under normal conditions on the present martian surface (Meridiani Planum).

Thermodynamic calculations show that under the low average total atmospheric pressure

(6.76 mbar) on Mars ([Haberle et al., 1999](#)), where the partial pressure of H₂O is $\sim 2.5 \times 10^{-3}$ mbar, the equilibrium decomposition of jarosite to yavapaiite, hematite and water vapour (Eq. (1)) takes place at +18 °C. At the Opportunity landing site at Meridiani Planum, where jarosite was identified ([Klingelhöfer et al., 2004](#)), the rover measured temperatures between -91 and +14 °C ([Smith et al., 2004](#)) with an uncertainty of measurement less than 0.5 °C. The average surface temperature at the equator is around -58 °C ([Kieffer et al., 1977](#)).

Considering that the sedimentary layered formations have low thermal conductivity, it is reasonable to consider any anomalous short-lived temperature above 0 °C to affect only the surface layers. For layered deposits, calculations show that the temperature can quickly decrease by 60 °C in the first 50 cm ([Mellon et al., 2004](#)). Thus we conclude that jarosite is within its thermodynamic stability field under present surface conditions on Mars.

Photodecomposition of sulphates by intense solar ultraviolet radiation offers another potential decomposition pathway. Experimental simulation of the photodecomposition of carbonates and sulphates ([Mukhin et al., 1996](#)) shows that solar ultraviolet radiation is indeed able to decompose sulphates and may raise the temperature of the minerals by about 25 °C. Such a rise of temperature might bring jarosite to its decomposition boundary, but only in anomalously warm locations. This thermal and/or photocatalysed decomposition will probably be limited to a thin surface layer, and the decomposition products (iron oxide and yavapaiite) on the jarosite surface would probably prevent decomposition below the surface. Thus photodecomposition is probably not a major mechanism for destruction of jarosite on the martian surface.

The initial thermodynamic calculations were done assuming that the jarosite present on Mars is the pure potassium endmember. The quadrupole splittings intensities of Mössbauer spectra recorded by Opportunity rover indicate that the jarosite probably is a K/Na type ([Klingelhöfer et al., 2004](#)). This finding is also consistent with the K and Na abundance reported by the rover's alpha particle X-ray spectrometer ([Rieder et al., 2004](#)). However, the actual K/Na ratio in the martian jarosite is not known. The thermodynamic effects of this partial sodium substitution or the dehydration reaction cannot be calculated because, although the energetics of K/Na substitution in jarosite are well known ([Drouet and Navrotsky, 2003](#) and [Drouet et al., 2004](#)), those in the yavapaiite phase have not been determined. The jarosite mineral inferred from the Opportunity rover explorations is therefore reasonable on both thermodynamic and kinetic grounds. These jarosite minerals persist to the present day because they are thermodynamically stable, but their initial formation presumably required wetter conditions for effective mass transport and crystallisation.

On Earth, there are various pathways for jarosite formation: alteration of Fe bearing sulphates ([Dutrizac and Jambor, 2000](#) and [Stoffregen et al., 2000](#)), genesis by volcanic activity (alteration of volcanic rocks in acid fumaroles ([Johnston, 1977](#), [Golden et al., 1996](#) and [Fulignati et al., 2002](#)), or hydrothermal activity ([Oue et al., 2002](#))) with or without bacterial activity ([Sasaki and Konno, 2000](#) and [Kawano and Tomita, 2001](#)). It is very difficult to present a scenario of jarosite formation on Mars because of lack of information regarding the wider area distribution and types of jarosite occurring on and below the surface. The mineral is found as part of a finely layered sedimentary rock sequence ([Klingelhöfer et al., 2004](#) and [Squyres et al., 2004](#)) with a concentration of less than 10 wt% within the outcrops ([Christensen et al., 2004](#)). The layered sequences themselves appear quite extensive. The presence of igneous rocks on Mars and indications of past volcanic activity ([Hartmann and Berman, 2000](#)) indicate that jarosite could have formed in hot-spring or volcanic environments by alteration of basaltic rocks ([Burns, 1987a](#), [Burns, 1987b](#) and [Burns, 1993](#)). It is not excluded that jarosite could also form in environment similar to impact craters. Regardless of initial formation, post formation transport/redeposition could also have taken place. Jarosite formation requires, in addition to Fe and K (and Na), the presence of water and sulphate at temperatures below 200 °C. Under these conditions, jarosite could achieve stability only if the partial pressure of H₂O were higher (to the left of the dark

curve in [Fig. 1](#)) than its present value (horizontal dotted line). It is important to note that jarosite stability does not need liquid water, and jarosite is stable to lower P than the H₂O liquid–vapour or solid–vapour equilibrium. As thermal activity subsided on Mars, the H₂O vapour pressure and surface temperature would have decreased. We suggest that temperature and water vapour pressure decreased in such way that jarosite remained continually in its stability field (the left side of the dark curve in [Fig. 1](#)). This constrains a record of environmental changes (variation of temperature and water vapour pressure) on Mars from the time of jarosite formation to the present day. Jarosite age could be determined by measuring the ⁴⁰Ar/³⁹Ar isotopic ratio ([Vasconcelos, 1999](#)). This would only be applicable as long as the jarosite contains significant potassium, as would be the case for a mixed (K, Na) phase. Additionally, determination of ³⁴S isotopic composition ([Habicht and Canfield, 1996](#)) would provide information about possible biological activity. Arguing that jarosite remained in its thermodynamic stability field at all times, without decomposition or major recrystallisation, we suggest that its morphological ([Sasaki and Konno, 2000](#)), chemical, and isotopic ([Habicht and Canfield, 1996](#) and [Vasconcelos, 1999](#)) signatures may provide clues about the past history of Mars, including evidence of possible biological activity (such as sulphur or iron metabolising microorganisms).

3. Conclusions

Our calculations indicate that jarosite is thermodynamically stable under most present-day martian surface pressures and temperatures. The calculated dehydration curve gives the relation between maximum temperature and minimum water fugacity through a large part of martian history. Our study highlights the usefulness of this sulphate mineral for understanding the climate, evolution and possible biological activity on Mars. Thus, we suggest the jarosite outcrop on Meridiani Planum should be sampled in any future sample return mission.

Acknowledgments

This work was supported by the U.S. Department of Energy Grant DEFG0397SF14749. We thank to S. McLennan and anonymous reviewers for their helpful comments and suggestions, which improve the quality of this paper.

References

- Alpers et al., 1989 C.N. Alpers, D.K. Nordstrom and J.W. Ball, Solubility of jarosite solid solutions precipitated from acid mine waters, Iron Mountain, California, U.S.A. *Sci. Geol. Bull.* 42 (1989), pp. 281–298.
- Arslan and Arslan, 2003 C. Arslan and F. Arslan, Thermochemical review of jarosite and goethite stability regions at 25 and 95 °C, *Turk. J. Eng. Environ. Sci.* 27 (2003), pp. 45–52.
- Barin et al., 1977 I. Barin, O. Knacke and O. Kubaschewski, *Thermochemical Properties of Inorganic Substances*, Springer-Verlag, Berlin (1977) 921 pp.
- Baron and Palmer, 1996 D. Baron and C.D. Palmer, Solubility of jarosite at 4–35 °C, *Geochim. Cosmochim. Acta* 60 (1996), pp. 185–195.
- Bish et al., 2003 D.L. Bish, J.W. Carey, D.T. Vaniman and S.J. Chipera, Stability of hydrous minerals on the martian surface, *Icarus* 164 (2003), pp. 96–103.

- Bridger and Murphy, 1998 A.F.C. Bridger and J.R. Murphy, Mars' surface pressure tides and their behavior during global dust storms, *J. Geophys. Res.* 103 (1998), pp. 8587–8602.
- Burns, 1987a R.G. Burns, Ferric sulfates on Mars, *J. Geophys. Res.* 92 (1987), pp. E570–E574.
- Burns, 1987b R.G. Burns, Gossans on Mars: spectral features attributed to jarosite, *Lunar Planet. Sci.* XVIII (1987) Abstract 141.
- Burns, 1989 R.G. Burns, Terrestrial analogues of the surface rocks of Mars?, *Nature* 320 (1989), pp. 55–56.
- Burns, 1993 R.G. Burns, Rates and mechanisms of chemical weathering of ferromagnesian silicate minerals on Mars, *Geochim. Cosmochim. Acta* 57 (1993), pp. 4555–4574.
- Burns and Fisher, 1990 R.G. Burns and D.S. Fisher, Iron–sulfur mineralogy of Mars: magmatic evolution and chemical weathering products, *J. Geophys. Res.* 95 (1990), pp. 14,415–14,421.
- Christensen et al., 2004 P.R. Christensen and 26 colleagues, Mineralogy at Meridiani Planum from the Mini-TES experiment on the Opportunity rover, *Science* 306 (2004), pp. 1733–1739.
- Dill, 2001 H.G. Dill, The geology of aluminium phosphates and sulphates of the alunite group minerals: a review, *Earth Sci. Rev.* 53 (2001), pp. 35–93.
- Drouet and Navrotsky, 2003 C. Drouet and A. Navrotsky, Synthesis, characterisation and thermochemistry of K–Na–H₃O jarosites, *Geochim. Cosmochim. Acta* 67 (2003), pp. 2063–2076.
- Drouet et al., 2004 C. Drouet, K.L. Pass, D. Baron, S. Draucker and A. Navrotsky, Thermochemistry of jarosite–alunite and natrojarosite–natroalunite solid solutions, *Geochim. Cosmochim. Acta* 68 (2004), pp. 2197–2205.
- Dutrizac, 2004 J.E. Dutrizac, The behaviour of the rare earths during the precipitation of sodium, potassium and lead jarosites, *Hydrometallurgy* 73 (2004), pp. 11–30.
- Dutrizac and Jambor, 2000 J.E. Dutrizac and J.L. Jambor, Jarosite and their application in hydrometallurgy. In: C.N. Alpers and J.L. Jambor, Editors, *Sulfate Minerals: Crystallography, Geochemistry and Environmental Significance, Reviews in Mineralogy and Geochemistry*, Mineralogical Society of America, Washington, DC (2000), pp. 405–452.
- Dutrizac et al., 1996 J.E. Dutrizac, D.J. Hardy and T.T. Chen, The behaviour of cadmium during jarosite precipitation, *Hydrometallurgy* 41 (1996), pp. 269–285.
- Forray et al., 2005 Forray, F.L., Drouet, C., Navrotsky, A., 2005. Thermochemistry of yavapaiite KFe(SO₄)₂: formation and decomposition. *Geochim. Cosmochim. Acta*. In press.
- Fulignati et al., 2002 P. Fulignati, A. Sbrana, W. Luperini and V. Greco, Formation of rock coatings induced by the acid fumarole plume of the passively degassing volcano of La Fossa (Vulcano Island, Italy), *J. Volcanol. Geoth. Res.* 115 (2002), pp. 397–410.
- Gieré et al., 2003 R. Gieré, N.V. Sidenko and E.V. Lazareva, The role of secondary minerals in controlling the migration of arsenic and metals from high-sulfide waters (Berikul gold mine, Siberia), *Appl. Geochem.* 18 (2003), pp. 1347–1359.
- Golden et al., 1996 D.C. Golden, R.V. Morris, D.W. Ming, J.F. Bell, S.V. Yang and D.R. Thompson, Occurrence of a titanium-bearing jarosite from Hawaii, *Lunar Planet. Sci.* XXVII (1996) Abstract 427.
- Haberle et al., 1999 R.M. Haberle, M.M. Joshi, J.R. Murphy, J.R. Barnes, J.T. Schofield, G. Wilson, M. Lopez-Valverde, J.L. Hollingsworth, A.F.C. Bridger and J. Schaeffer, General circulation model simulations of the Mars Pathfinder atmospheric structure investigation/meteorology data, *J. Geophys. Res.* 104 (1999), pp. 8957–8974.

- Haberle et al., 2003 R.M. Haberle, J.R. Murphy and J. Schaeffer, Orbital change experiments with a Mars general circulation model, *Icarus* 161 (2003), pp. 66–89.
- Habicht and Canfield, 1996 K.S. Habicht and D.E. Canfield, Sulphur isotope fractionation in modern microbial mats and the evolution of the sulphur cycle, *Nature* 382 (1996), pp. 342–343.
- Hartmann and Berman, 2000 W.K. Hartmann and D.C. Berman, Elysium Planitia lava flows: crater count chronology and geological implications, *J. Geophys. Res.* 105 (2000), pp. 15011–15026.
- Helgeson et al., 1978 H.C. Helgeson, J. Delany and D.K. Bird, Summary and critique of the thermodynamic properties of rock-forming minerals, *Am. J. Sci.* 278A (1978), pp. 1–229.
- Jakosky and Phillips, 2001 B.M. Jakosky and R.J. Phillips, Mars' volatile and climate history, *Nature* 412 (2001), pp. 237–244.
- Johnston, 1977 J.H. Johnston, Jarosite and akaganéite from White Island volcano, New Zealand: an X-ray and Mössbauer study, *Geochim. Cosmochim. Acta* 41 (1977), pp. 539–544.
- Kawano and Tomita, 2001 M. Kawano and K. Tomita, Geochemical modeling of bacterially induced mineralization of schwertmannite and jarosite in sulfuric acid spring water, *Am. Mineral.* 86 (2001), pp. 1156–1165.
- Kieffer et al., 1977 H.H. Kieffer, T.Z. Martin, A.R. Peterfreund, B.M. Jakosky, E.D. Miner and F.D. Palluconi, Thermal and albedo mapping of Mars during the Viking primary mission, *J. Geophys. Res.* 82 (1977), pp. 4249–4291.
- Klingelhöfer et al., 2004 G. Klingelhöfer and 18 colleagues, Jarosite and hematite at Meridiani Planum from Opportunity's Mössbauer spectrometer, *Science* 306 (2004), pp. 1740–1745.
- Kliore et al., 1965 A.J. Kliore, D.L. Cain, G.S. Levy, V.R. Eshleman, G. Fijeldbo and F.D. Drake, Occultation experiment: results of the first direct measurement of Mars' atmosphere and ionosphere, *Science* 149 (1965), pp. 1243–1248.
- Majzlan et al., 2002 J. Majzlan, A. Navrotsky and J.M. Neil, Energetics of anhydrite, barite, celestine, and anglesite: a high-temperature and differential scanning calorimetry study, *Geochim. Cosmochim. Acta* 66 (2002), pp. 1839–1850.
- Mellon et al., 2004 M.T. Mellon, W.C. Feldman and T.H. Prettyman, The presence and stability of ground ice in the southern hemisphere of Mars, *Icarus* 169 (2004), pp. 324–340.
- Mukhin et al., 1996 L.M. Mukhin, A.P. Koscheev, Y.P. Dikov, J. Huth and H. Wänke, Experimental simulations of the photodecomposition of carbonates and sulphates on Mars, *Nature* 379 (1996), pp. 141–143.
- Navrotsky, 1977 A. Navrotsky, Progress and new directions in high temperature calorimetry, *Phys. Chem. Miner.* 2 (1977), pp. 89–104.
- Navrotsky et al., 1994 A. Navrotsky, R.P. Rapp, E. Smelik, P. Burnley, S. Circone, L. Chai, K. Bose and H.R. Westrich, The behavior of H₂O and CO₂ in high-temperature lead borate solution calorimetry of volatile-bearing phases, *Am. Mineral.* 79 (1994), pp. 1099–1109.
- Oue et al., 2002 K. Oue, S. Ohsawa and Y. Yusa, Change in color of the hot spring deposits at the Chinoike-Jigoku hot pool, Beppu geothermal field, *Geothermics* 31 (2002), pp. 361–380.
- Owen et al., 1977 T. Owen, K. Biemann, D.R. Rushneck, J.E. Biller, D.W. Howarth and A.L. Lafleur, The composition of the atmosphere at the surface of Mars, *J. Geophys. Res.* 30 (1977), pp. 4635–4639.
- Rieder et al., 2004 R. Rieder and 14 colleagues, Chemistry of rocks and soils at Meridiani Planum from the alpha particle X-ray spectrometer, *Science* 306 (2004), pp. 1746–1749.
- Robie and Hemingway, 1995 Robie, R.A., Hemingway, B.S., 1995. Thermodynamic properties of

minerals and related substances at 298.15 K and 1 Bar (105 Pascals) pressure and at higher temperatures. USGS Bulletin 2131. U.S. Geological Survey, Washington.

Sasaki and Konno, 2000 K. Sasaki and H. Konno, Morphology of jarosite-group compounds precipitated from biologically and chemically oxidized Fe ions, *Can. Mineral.* 38 (2000), pp. 45–56.

Smith et al., 2004 M.D. Smith and 12 colleagues, First atmospheric science results from the Mars Exploration Rovers Mini-TES, *Science* 306 (2004), pp. 1750–1753.

Squyres et al., 2004 S.W. Squyres and 18 colleagues, In situ evidence for an ancient aqueous environment at Meridiani Planum, Mars, *Science* 306 (2004), pp. 1709–1714.

Stoffregen, 1993 R.E. Stoffregen, Stability relations of jarosite and natrojarosite at 150–250 °C, *Geochim. Cosmochim. Acta* 57 (1993), pp. 2417–2429.

Stoffregen et al., 2000 R.E. Stoffregen, C.N. Alpers and J.L. Jambor, Alunite–jarosite crystallography, thermodynamics, and geochronology. In: C.N. Alpers, J.L. Jambor and D.K. Nordstrom, Editors, *Sulfate Minerals: Crystallography, Geochemistry, and Environmental Significance*, Mineralogical Society of America, Washington, DC (2000), pp. 453–479.

P.M. Vasconcelos, K–Ar and $40\text{Ar}/39\text{Ar}$ geochronology of weathering processes, *Annu. Rev. Earth Planet. Sci.* 27 (1999), pp. 183–229.

N.J. Welham, K.A. Malatt and S. Vukcevic, The stability of iron phases presently used for disposal from metallurgical systems—a review, *Miner. Eng.* 13 (2000), pp. 911–931.

Zurek et al., 1992 R.W. Zurek, J.R. Barnes, R.M. Haberle, J.B. Pollack, J.E. Tillman and C.B. Leovy, Dynamics of the atmosphere of Mars. In: H.H. Kieffer, B.M. Jakosky, C.W. Snyder and M.S. Matthews, Editors, *Mars*, University of Arizona Press, Tucson, AZ (1992), pp. 835–933.

Corresponding author. Fax: +1-530-752-9307.

Original text : Elsevier.com