



HAL
open science

Estimation of Pickands dependence function of bivariate extremes under mixing conditions

Mohamed Boutahar, Imen Kchaou, Reboul Laurence

► **To cite this version:**

Mohamed Boutahar, Imen Kchaou, Reboul Laurence. Estimation of Pickands dependence function of bivariate extremes under mixing conditions. Lithuanian Mathematical Journal., 2020. hal-03601092

HAL Id: hal-03601092

<https://hal.science/hal-03601092>

Submitted on 8 Mar 2022

HAL is a multi-disciplinary open access archive for the deposit and dissemination of scientific research documents, whether they are published or not. The documents may come from teaching and research institutions in France or abroad, or from public or private research centers.

L'archive ouverte pluridisciplinaire **HAL**, est destinée au dépôt et à la diffusion de documents scientifiques de niveau recherche, publiés ou non, émanant des établissements d'enseignement et de recherche français ou étrangers, des laboratoires publics ou privés.

Estimation of Pickands dependence function of bivariate extremes under mixing conditions

BOUTAHAR Mohamed ¹, KCHAOU Imen ², REBOUL Laurence ³ *

Université d'Aix-Marseille, Institut de Mathématiques de Marseille

August 10, 2018

Abstract

In this paper, we study some asymptotic properties of CFG's estimator of Pickands dependence function of strictly stationary absolutely regular sequences of bivariate extremes. We then propose an asymptotic test of independence of the vector's margins. The finite sample properties of the estimate are investigated by simulation.

Classification Mathematic Subject: 62G32, 62G10, 62G05, 62G20, 62E20.

Keywords: Absolutely regular sequence ; Bivariate extreme value distribution; Copulas; Independence test; Non-parametric estimation; Pickands dependence function; Strictly stationary process.

1 Introduction

Modeling dependence structures of multivariate extremes is of great interest in many application fields such as for instance risk management and environmental studies (some applications can be found in [8], [33]). A well known way to model these structures is to use Pickands dependence function [26]. Let (X_1, X_2) be a bivariate vector of extremes with marginals F_1 and F_2 . Thus, Pickands dependence function A is defined via the extreme-value copula's type representation:

$$C(u, v) = \mathbb{P}(F_1(X_1) \leq u, F_2(X_2) \leq v) = \exp \left\{ \log(uv) A \left(\frac{\log(u)}{\log(uv)} \right) \right\}, \quad 0 \leq u, v \leq 1, \quad (1)$$

and totally characterizes the joint distribution $F(x_1, x_2) = C(F_1(x_1), F_2(x_2))$ of (X_1, X_2) knowing its marginal laws. It may be shown that $A : [0, 1] \rightarrow [1/2, 1]$ is a convex function such that $A(0) = A(1) = 1$ and $\max(t, 1 - t) \leq A(t) \leq 1$. The upper bound $A(t) = 1$ for all $t \in [0, 1]$ corresponds to the independence copula $C(u, v) = uv$ for $u, v \in [0, 1]$ while the lower bound $A(t) = \max\{t, 1 - t\}$ corresponds to the comonotone copula $C(u, v) = \min\{u, v\}$.

*¹ mohammed.boutahar@univ-amu.fr, ² kchaou.imen99@gmail.fr, ³ laurence.reboul@univ-amu.fr .

The problem of estimating Pickands dependence function by nonparametric methods has been extensively studied in the literature. From the pioneer estimator of Pickands [26], several alternative estimators have been proposed and studied (see e.g. [10], [17], [25], [21], [30], [13], [5], [7], [6] in the bivariate setting and [33], [11] [24], [2], [15], [16] in the multivariate setting). One of the assumptions of the above mentioned studies is that the sequence of extremes values used for estimation is i.i.d., which excludes a possible serial correlation of the sequence. This bias is to a certain extent supported by theoretical results on maxima of strictly stationary sequences (see [22, 23] in the univariate case and [18, 19] in the multivariate case). A key result is the condition " $D(u_n)$ " of [22, 23] (resp. " $D^*(u_n)$ " of [19]) ensuring that under some kind of mixing condition on the underlying stationary process, the maximum of the process asymptotically follows an extreme value distribution as in the i.i.d. case, and that sufficiently separated rare events are almost dependent (resp. independent), thereby justifying the use of the block maximum approach for most stationary time series. However, in practical situations, it is well known that temporal dependence of the underlying series leads to local temporal clusterings of its extreme values, so that the temporal independence of extremes is usually an unrealistic assumption. In this paper, we propose to study the properties of a classical estimator of Pickands dependence function, the so called CFG estimator (see [6] and [33]), based on a sequence which is assumed to be strictly stationary and absolutely regular in [29]'s sense.

Formally, let $\mathcal{P}_0 = \sigma(X_t, t \leq 0)$, $\mathcal{F}_m = \sigma(X_t, t \geq m)$ and define the decreasing sequence of absolutely regular coefficients of X by

$$\beta(m) = \sup_{A_i \in \mathcal{P}_0, B_j \in \mathcal{F}_m} \frac{1}{2} \sum_{i=1}^I \sum_{j=1}^J |\mathbb{P}(A_i \cap B_j) - \mathbb{P}(A_i)\mathbb{P}(B_j)| \quad (2)$$

where the supremum is taken over all pairs of partition $\{A_1, \dots, A_I\}$ and $\{B_1, \dots, B_J\}$ of a set Ω such that $A_i \in \mathcal{P}_0$ for each i and $B_j \in \mathcal{F}_m$ for each j . We say that X is β -mixing if it satisfies the condition:

$$\lim_{m \rightarrow +\infty} \beta(m) = 0.$$

A lot of classical models satisfy this condition, in particular the important class of linear stochastic processes are absolutely regular, provided that they are based on innovation random variables with a Lebesgue-integrable characteristic function. We would like to see what is going on the consistency and asymptotically normal of CFG's estimator of Pickands dependence function if the sequences of extremes have kind of weak dependence. We then discover that we can obtain a good properties of strictly stationary absolutely regular sequences of bivariate extremes under the weak convergence. In order to make the presentation clearer, we place ourselves in a bivariate setting, although the extension to the multivariate case is straightforward. The paper is organized as follows. In section 2, we recall the definition of the CFG estimator and its properties in the i.i.d setting. In Section 3, we study the consistency and asymptotic normality of the CFG estimator in our dependent setting. We moreover propose a test of independence of the vector's margins. Section 4 presents a simulation study allowing

to investigate the finite sample properties of the estimate and to evaluate the performance of the test. Section 5 is devoted to the proofs.

2 CFG estimator of the dependence function

Let $X = (X_t)_{t \in \mathbb{Z}}$ with $X_t = (X_{t,1}, X_{t,2})$ be a strictly stationary process such that X_t has a bivariate extreme value distribution (BEV). To fix ideas, we can think of X_t as the pair of largest values of two characteristics observed at the same time t . We denote by F the joint distribution X_t . Recall that $F(x_1, x_2) = C(F_1(x_1), F_2(x_2))$, where C is a copula function defined by (1) and the marginals F_1 and F_2 of $X_{1,t}$ and $X_{2,t}$ belong to the parametric family of generalized extreme distributions (GEV) (see [14]). Thus C and F only depends on the one-dimensional dependence function A as soon as F_1 and F_2 are known. Among the numerous estimators of A proposed in the literature, the CFG estimator proposed in [6] has been shown to perform better than its major competitors from a theoretical point of view and a prior finite sample study seems to confirm its superiority in numerous practical situations. In order to define the CFG estimator based on a size n stationary sequence $(X_{i,1}, X_{i,2})_{1 \leq i \leq n}$ of X , let us define as in [33] an auxiliary bivariate sequence $Z_i = (Z_{i,1}, Z_{i,2})_{1 \leq i \leq n}$ by

$$Z_{i,1} = \frac{\log F_2(X_{i,2})}{\log F_1(X_{i,1}) + \log F_2(X_{i,2})}, \quad Z_{i,2} = \frac{\log F_1(X_{i,1})}{\log F_1(X_{i,1}) + \log F_2(X_{i,2})}, \quad i = 1, \dots, n. \quad (3)$$

Notice that the Z_{ij} 's belong to $[0, 1]$. Thus, when A has a first order derivative, it may be expressed as a function of the distributions $H_1(z) = \mathbb{P}(Z_{i,1} \leq z)$ or $H_2(z) = \mathbb{P}(Z_{i,2} \leq z)$. More precisely, one has by [6]'s Proposition 2.1

$$H_1(z) = z + z(1-z) \frac{d}{dz} \log A \left(\frac{zs}{1-s} \right), \quad H_2(z) = z + z(1-z) \frac{d}{dz} \log A(z), \quad (4)$$

so that solving the differential equations leads to two representations of A

$$\log A_1(s) = \int_0^{1-s} \frac{H_1(z) - z}{z(1-z)} dz \quad \text{and} \quad \log A_2(s) = \int_0^s \frac{H_2(z) - z}{z(1-z)} dz. \quad (5)$$

Replacing the unknown H_1 and H_2 by their empirical counterparts leads to the estimators

$$\hat{A}_1(s) = \exp \left\{ \int_0^{1-s} \frac{\hat{H}_1(z) - z}{z(1-z)} dz \right\}, \quad \text{and} \quad \hat{A}_2(s) = \exp \left\{ \int_0^s \frac{\hat{H}_2(z) - z}{z(1-z)} dz \right\}. \quad (6)$$

Therefore, one may propose for A the weighted estimator such that:

$$\log \hat{A}(s) = \lambda(s) \int_0^{1-s} \frac{\hat{H}_1(z) - z}{z(1-z)} dz + (1 - \lambda(s)) \int_0^s \frac{\hat{H}_2(z) - z}{z(1-z)} dz, \quad (7)$$

leading to

$$\hat{A}_n(s) = \left(\hat{A}_1(s) \right)^{\lambda(s)} \left(\hat{A}_2(s) \right)^{1-\lambda(s)}, \quad \hat{A}_n(1) = 1,$$

where $\lambda(s)$ is an appropriately chosen nonnegative weight function in $(0, 1)$. Notice that this definition of \hat{A}_n is the particular case in our bivariate setting of [33]'s definition, given in a multivariate setting.

In the bivariate case, one has $Z_{i,1} = 1 - Z_{i,2}$, $H_2(z) = 1 - H_1(1 - z)$ so that (5) squares with [6]'s equation (2), replacing λ by p , A_n^0 by A_1 and A_n^1 by A_2 . When λ is a bounded function on $[0, 1]$, a closed form expression for \hat{A}_n is given in [6]. Namely,

$$\hat{A}_n(t) = \begin{cases} (1-t)Q_n^{1-\lambda(t)} & \text{if } 0 \leq t \leq Z_{(1)2} \\ t^{i/n}(1-t)^{1-i/n}Q_n^{1-\lambda(t)}Q_i^{-1} & \text{if } Z_{(i)2} \leq t \leq Z_{(i+1)2} \ (1 \leq i \leq n-1) \\ tQ_n^{-\lambda(t)} & \text{si } Z_{(n)2} \leq t \leq 1, \end{cases} \quad (8)$$

with $Q_i = \left\{ \prod_{k=1}^i \frac{Z_{(k)2}}{1 - Z_{(k)2}} \right\}^{1/n}$ and $Z_{(i)2}$ the i^{th} order statistic of the sample $(Z_{1,2}, \dots, Z_{n,2})$. Notice that since \hat{H}_1 and \hat{H}_2 are discontinuous functions, \hat{A}_n is not a convex function. Moreover, $\hat{A}_n(1) \neq 1$ for arbitrary functions λ . Following [33], we can put $\lambda(s) = s$ in order to achieve this property. An optimal choice for λ is given in [33]'s Remark 3.

When the margins of $(X_{i,1}, X_{i,2})_{1 \leq i \leq n}$ are i.i.d., [6]'s Proposition 4.1 states that when A has a bounded first derivative, \hat{A}_n is a uniformly strongly consistent estimator of A . Namely,

$$\sup_{s \in [0,1]} |\hat{A}_n(s) - A(s)| \xrightarrow{a.s.} 0. \quad (9)$$

Moreover, [6]'s Proposition 3.2 gives the weak convergence of the estimate to a Gaussian process. More precisely, using the formulation of [33],

$$\sqrt{n}(\log \hat{A}_n - \log A) \xrightarrow{\mathcal{D}[0,1]} U, \quad (10)$$

with

$$U(s) = \sum_{j=1}^2 \lambda_j(s) \int_0^{1-s_j} \frac{B_j(z)}{z(1-z)} dz,$$

where $s_1 = s$, $s_2 = 1 - s$, $t_1 = t$, $t_2 = 1 - t$, $\lambda_1 = 1 - \lambda_2$, $B_1(z) = B(z_1, 1)$, $B_2(z) = B(1, z_2)$ and B is a bivariate centered Gaussian process with covariance function

$$\mathbb{E}(B(z)B(z')) = \text{Var}(\mathbb{1}_{Z_1 \leq z \wedge z'}), \ (z, z') \in \mathbb{R}^4 \quad (11)$$

It may be easily shown that U is a mean zero Gaussian process with covariance function :

$$\Gamma(s, t) = \sum_{i=1}^2 \sum_{j=1}^2 \lambda_i(s) \lambda_j(t) \int_0^{1-s_i} \int_0^{1-t_j} \frac{H_{ij}(z_1, z_2) - H_i(z_1)H_j(z_2)}{z_1 z_2 (1 - z_1)(1 - z_2)} dz_1 dz_2, \quad (12)$$

where $H_{ij}(z_1, z_2) = \mathbb{P}(Z_{1,i} \leq z_1, Z_{1,j} \leq z_2)$. In particular, one has for all $s \in [0, 1]$,

$$\sqrt{n}(\log \hat{A}_n(s) - \log A(s)) \xrightarrow{\mathcal{L}} \mathcal{N}(0, \Gamma(s)), \ \text{with } \Gamma(s) = \Gamma(s, s). \quad (13)$$

Notice that a consistent estimator of $\Gamma(s)$ is easily obtained by replacing H_{ij} , H_i and H_j by their empirical estimators in (19). For statistical purposes, it is possible to choose the weight functions λ_1 and λ_2 so as to minimize $\Gamma(s)$.

In the following, we propose to see what is going on with these properties if the sequences $(X_{i,1}, X_{i,2})_{1 \leq i \leq n}$ have some kind of weak dependence.

Remark 1. Notice that in our bivariate setting $\Gamma(t)$ can be easily expressed as a function of H_1 only as in [6]'s Proposition 3.2, using the fact that $H_2(z) = 1 - H_1(1 - z)$ and $H_{12}(z_1, z_2) = H_1(z_1 \vee (1 - z_2)) - H_1(1 - z_2)$.

Remark 2. Extensive numerical work suggest that the CFG estimator performs better than its classical competitors. Nevertheless, it suffers from limitations. Firstly, the margins F_1 and F_2 of X_1 and X_2 are assumed to be known, so that a sample $(F_1(X_{1,1}), F_2(X_{1,2})), \dots, (F_1(X_{n,1}), F_2(X_{n,2}))$ from A is available. In practice, however, margins are rarely known. In [13], the authors propose to estimate F_1 and F_2 by their empirical counterparts \hat{F}_{1n} and \hat{F}_{2n} and to base the estimation of A on the pseudo-observations $(\hat{F}_{1n}(X_{1,1}), \hat{F}_{2n}(X_{1,2})), \dots, (\hat{F}_{1n}(X_{n,1}), \hat{F}_{2n}(X_{n,2}))$, which amounts to working with the pairs of scaled ranks. They show that their rank-based version of CFG estimators of A has the same asymptotic properties as the classical one and assess its finite sample superiority by a simulation study. Secondly, the CFG estimator is neither convex nor do it satisfies the boundary restriction $\max\{t, 1 - t\} \leq A(t) \leq 1$, in particular the endpoint constraints $A(0) = A(1) = 1$. In [12], the authors propose a modified version of [13] estimator which fits the above constraints, without changing the asymptotic properties.

3 The CFG estimator for absolutely regular sequences

Hereafter, we assume that $(X_t)_{t \in \mathbb{Z}}$, $X_t = (X_{t,1}, X_{t,2})$ is an absolutely regular strictly stationary process with BEV distribution F and margins F_1 and F_2 . We denote by A , the Pickands dependence function in (1) and by \hat{A}_n the CFG estimator of A defined by (7), based on a sequence (X_1, \dots, X_n) of X . In the following, we study the asymptotic properties of \hat{A}_n in this setting and propose a test of independence for the margins of X .

3.1 Asymptotic properties

Let B^* be a bivariate centered Gaussian process with covariance function

$$\mathbb{E}(B^*(z)B^*(z')) = \sum_{k \in \mathbb{Z}} \text{Cov}(\mathbb{1}_{Z_0 \leq z}, \mathbb{1}_{Z_k \leq z'}) \quad (14)$$

and denote by $D[0, 1]$ in the usual D space on $[0, 1]$ with Skorokhod topology (see. [3]). Thus, we have the following

Theorem 3.1. Let (X_1, \dots, X_n) be an absolutely regular strictly stationary sequence with β -mixing coefficients $(\beta(n))_{n>0}$. Suppose $A(s)$ has a bounded first derivative and that λ in (7) is a bounded function on $[0, 1]$. Then,

i) If $\beta(n) = O(n^{-\theta})$ for some $\theta > 1 + \sqrt{2}$ thus, one has

$$\sup_{s \in [0,1]} |\hat{A}_n(s) - A(s)| \xrightarrow{P} 0, \quad (15)$$

ii) If $\beta(n) = O(n^{-\theta})$ for some $\theta \in (1, 2]$ then

$$\sqrt{n}(\log \hat{A}_n(s) - \log A(s)) \xrightarrow{D} U(s) = \sum_{j=1}^2 \lambda_j(s) \int_0^{1-s_j} \frac{B_j^*(z)}{z(1-z)} dz = \mathcal{N}(0, \Gamma^*(s)) \quad (16)$$

where $s_1 = s$, $s_2 = 1 - s$, $t_1 = t$, $t_2 = 1 - t$, $\lambda_1 = 1 - \lambda_2$, $B_1^*(z) = B^*(z_1, 1)$, $B_2^*(z) = B^*(1, z_2)$ and $\Gamma^*(s) = \mathbb{E}(U(s)^2) = \Gamma^*(s, s)$ with

$$\Gamma^*(s, t) = \sum_{i=1}^2 \sum_{j=1}^2 \lambda_i(s) \lambda_j(t) \int_0^{1-s_i} \int_0^{1-t_j} \frac{\mathbb{E}(B_i^*(z_1) B_j^*(z_2))}{z_1 z_2 (1-z_1)(1-z_2)} dz_1 dz_2 < \infty \quad (17)$$

Remark 3. Notice that asymptotic confidence intervals for $\hat{A}_n(s)$ may be easily built as soon as we get a suitable estimator $\hat{\Gamma}_n^*(s)$ for $\Gamma^*(s)$. At the confidence level $1 - \alpha$ and for large enough n , one has

$$P \left(-q_{1-\frac{\alpha}{2}} \leq \sqrt{\frac{n}{\Gamma^*(s)}} \log \frac{\hat{A}_n(s)}{A(s)} \leq q_{1-\frac{\alpha}{2}} \right) \simeq 1 - \alpha,$$

so that

$$CI_{1-\alpha} = \left[\hat{A}_n(s) e^{-q_{1-\frac{\alpha}{2}} \sqrt{\frac{\hat{\Gamma}_n^*(s)}{n}}}, \hat{A}_n(s) e^{q_{1-\frac{\alpha}{2}} \sqrt{\frac{\hat{\Gamma}_n^*(s)}{n}}} \right],$$

where $q_{1-\alpha/2}$ is the order $(1 - \alpha/2)^{th}$ quantile of the normal distribution.

3.2 Testing for independence

Several tests of independence for bivariate extremes have been studied in the i.i.d. case by [1, 6] [20], [31] and [32]. Following the same scheme as [6], we can exploit Theorem 3.1 to construct a test for pairwise independence of the extreme process. More precisely, we wish to test:

$$\begin{cases} H_0 : A(t) = 1 \quad \forall t \in [0, 1] \\ H_1 : \exists t/A(t) \neq 1, \end{cases}$$

based on a sequence $(X_{i,1}, X_{i,2})_{1 \leq i \leq n}$ of the strictly stationary absolutely regular bivariate extreme process X . For that task, we will use the measure of association proposed in [31] and [32]. Set $m = 2(1 - A(1/2))$. One has $m = 1$ in case of total dependance and $m = 0$ in case of independence, so that the above test may be rewritten as

$$\begin{cases} H_0 : A(\frac{1}{2}) = 1 \\ H_1 : A(\frac{1}{2}) \neq 1. \end{cases}$$

Thus, let's define the test statistic

$$U_n = \sqrt{\frac{n}{\hat{\Gamma}_n^*(\frac{1}{2})}} \log \hat{A}_n\left(\frac{1}{2}\right). \quad (18)$$

Under H_0 , $U_n \xrightarrow{D} N(0, 1)$ so that for a nominal level α , we can base our test on the critical region

$$R_\alpha = \left\{ (X_{i,1}, X_{i,2})_{1 \leq i \leq n}, U_n > q_{1-\alpha/2} \right\},$$

where $q_{1-\alpha/2}$ is the order $1 - \alpha/2$ quantile of a standard Gaussian distribution.

Remark 4. *Straightforward computations, based on multivariate smoothed periodogram see [?], lead to the following estimator of the asymptotic variance $\Gamma^* \left(\frac{1}{2} \right)$:*

$$\hat{\Gamma}_n^* \left(\frac{1}{2} \right) = M^2 \sum_{i=1}^M \sum_{j=1}^M \frac{1}{ij(2M-i)(2M-j)} \left(F_{1,1}^{(i,j)} + F_{1,2}^{(i,j)} + F_{1,2}^{(j,i)} + F_{2,2}^{(i,j)} \right), \quad (19)$$

where

$$\begin{aligned} F_{r,s}^{(i,j)} &= \sum_{|k| \leq m} w \left(\frac{k}{m+1} \right) \hat{\gamma}_{r,s}^{(i,j)}(k), \\ \hat{\gamma}_{1,1}^{(i,j)}(k) &= \frac{1}{n} \sum_{t=1}^{n-|k|} \left(\mathbb{1}_{Z_{t,1} \leq t_i} - \overline{Z_{i,1}} \right) \left(\mathbb{1}_{Z_{t+k,1} \leq t_j} - \overline{Z_{j,1}} \right), \\ \overline{Z_{j,1}} &= \frac{1}{n} \sum_{t=1}^n \mathbb{1}_{Z_{t,1} \leq t_j}, \\ \hat{\gamma}_{1,2}^{(i,j)}(k) &= \hat{\gamma}_{2,1}^{(i,j)}(k) = \frac{1}{n} \sum_{t=1}^{n-|k|} \left(\mathbb{1}_{Z_{t,1} \leq t_i} - \overline{Z_{i,1}} \right) \left(\mathbb{1}_{Z_{t+k,2} \leq t_j} - \overline{Z_{j,2}} \right), \\ \overline{Z_{j,2}} &= \frac{1}{n} \sum_{t=1}^n \mathbb{1}_{Z_{t,2} \leq t_j}, \\ \hat{\gamma}_{2,2}^{(i,j)}(k) &= \frac{1}{n} \sum_{t=1}^{n-|k|} \left(\mathbb{1}_{Z_{t,2} \leq t_i} - \overline{Z_{i,2}} \right) \left(\mathbb{1}_{Z_{t+k,2} \leq t_j} - \overline{Z_{j,2}} \right). \end{aligned}$$

$t_i = \frac{i}{2M}$ and $Z_i = (Z_{i,1}, Z_{i,2})_{1 \leq i \leq n}$ is given by (3). Following [4] one can choose the Parzen window $w(x) = 1 - x^2$ and the truncation parameter is such that $1/m + m/n \rightarrow 0$ as $n \rightarrow \infty$, and M is large enough.

4 A simulation study

In the sequel, we run a simulation study allowing to investigate the finite sample properties of the CFG's estimator and to evaluate the performance of the test proposed in (18), based on bivariate logistic distributions (see [31]) This model is known to be flexible enough to cover a wide range of dependence functions for bivariate extremes.

4.1 Models

To generate a bivariate extremes (X_1, \dots, X_n) , $X_i = (X_{i,1}, X_{i,2})$ sequence which is not i.i.d. we first generate for given $k \geq 1$ an i.i.d. bivariate sequence (Y_1, \dots, Y_{n+k}) , $Y_i = (Y_{i,1}, Y_{i,2})$ arising from a Gumbel copula (see Gumbel 1960), and hence with the following symmetric logistic dependence function :

$$A_Y(t) = (t^{\frac{1}{r}} + (1-t)^{\frac{1}{r}})^r, \quad r \in (0, 1), \quad (20)$$

with marginal distributions G_1 and G_2 .

Then we set for some $k \geq 1$

$$X_i = \begin{pmatrix} \max(Y_{i,1}, \dots, Y_{i-k,1}) \\ Y_{i,2} \end{pmatrix} \quad 1 \leq i \leq n, \quad (21)$$

Thus, $(X_i)_{i=1, \dots, n}$ is a strictly stationary k -dependent bivariate sequence with marginal distributions $F_1 = G_1^{k+1}$, $F_2 = G_2$ and dependence function given by the following

Proposition 4.1. *Let $(Y_i)_{1 \leq i \leq n}$ be an i.i.d sequence of bivariate extremes with Gumbel copula (20). Thus, the bivariate sequence (21) has an asymmetric logistic copula with the following Pickands dependence function.*

$$A_X(t) = \left(1 - \frac{1}{k+1}\right)t + \left(\left(\frac{t}{k+1}\right)^{\frac{1}{r}} + (1-t)^{\frac{1}{r}}\right)^r, \quad r \in (0, 1), k \geq 1$$

Remark. Since $X = (X_i)_{i=1, \dots, n}$ is k -dependent, it follows that the mixing coefficient defined in (2) is such that $\beta(m) = 0 \forall m \geq k+1$, and hence X is β -mixing.

Independence between margins is obtained when $r = 1$ while dependence increases as r goes to zero.

To illustrate the serially correlation of X , we simulate some realisations by assuming that Y has a standard Gumbel marginal distributions $G_1 = G_2$ and that X is 1-dependent and given by the equation (21).

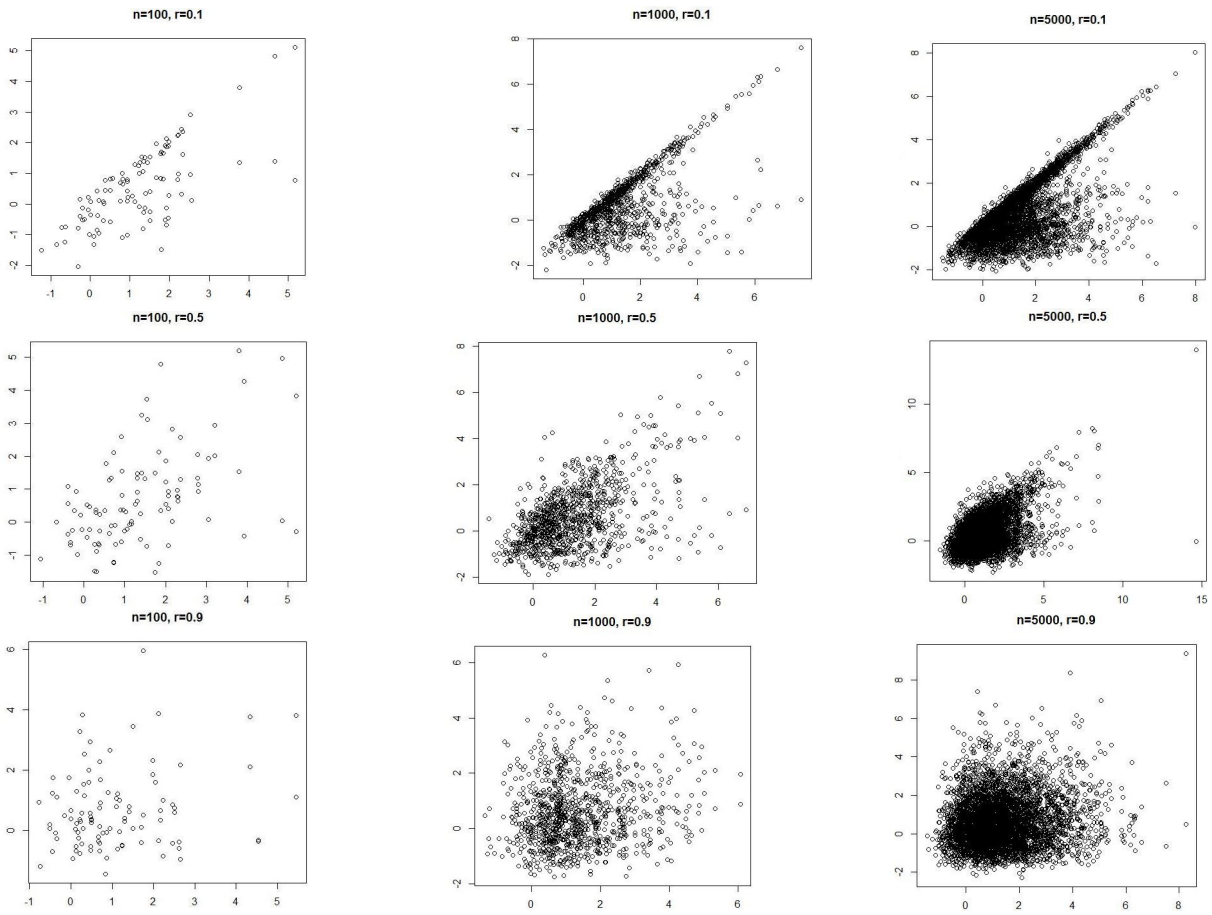
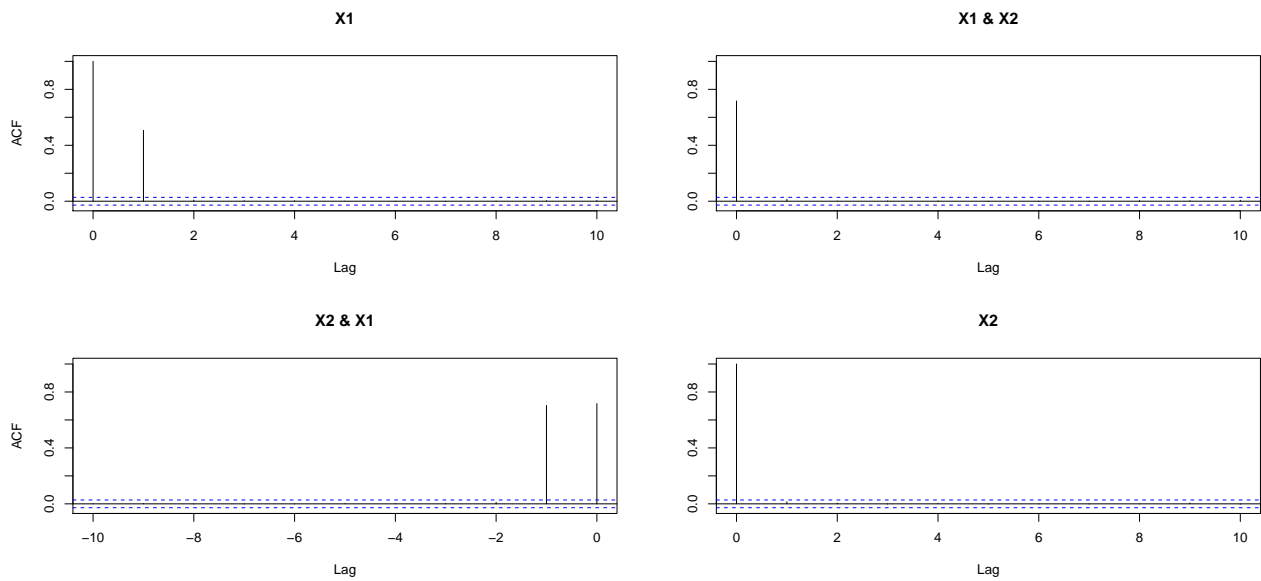
Note that in this case the bivariate distribution of Y is given by

$$F_Y(y_1, y_2) = \exp \left(-(e^{-y_1} + e^{-y_2}) \left(\left(\frac{e^{-y_1}}{e^{-y_1} + e^{-y_2}} \right)^{\frac{1}{r}} + \left(\frac{e^{-y_2}}{e^{-y_1} + e^{-y_2}} \right)^{\frac{1}{r}} \right)^r \right).$$

Figure 1 shows the sequence $(Y_i)_{1 \leq i \leq n}$ for different sizes $n = 100, 1000, 5000$, and parameters dependency $r = 0.1, 0.5, 0.9$.

Figure 2 shows that the serial correlation of the sequence $(X_i)_{1 \leq i \leq n}$ is significant, observe that $X_{i,1}$ and $X_{i-1,1}$ are dependent (serial correlation), $X_{i,1}$ and $X_{i,2}$ are also dependent (the components of X_i are dependent since $r \neq 1$).

In this section we will investigate, by simulation, the behavior of the CFG's estimator. Following the remark 2 of section 2 we will consider only the empirical version of this estimator, i.e. we consider

Figure 1 – Scatter plots of X for different values of n and r Figure 2 – Correlation of X ($n = 5000$ and $r = 0.1$)

r=	n=50	n=100	n=200	n=500
0.1	1.885537	0.9952461	0.4765154	0.1917919
0.2	6.948347	3.275925	1.698192	0.6732344
0.5	53.33643	25.70162	12.92988	5.148036
0.7	142.7788	74.63336	35.32554	12.89887
0.9	319.2063	154.8809	85.00207	32.37675
1	455.4138	273.8141	122.5095	49.02234

Table 1 – $10^5 \times$ estimated MISE for the CFG's estimator with $k = 1$.

the CFG's estimator given by the equations (8) and (3), but in the last one we replace the marginal distributions F_1 and F_2 by their empirical estimators

$$\hat{F}_1(x) = \frac{1}{n+1} \sum_{t=1}^n \mathbb{1}_{X_{t,1} \leq x}, \quad \hat{F}_2(x) = \frac{1}{n+1} \sum_{t=1}^n \mathbb{1}_{X_{t,2} \leq x}$$

where $\mathbb{1}_A$ is equal to 1 if A is true and equal to 0 otherwise.

An extensive simulation shows that this empirical estimator has a good properties than the original one, moreover it has also the advantage that no parametric form is assumed for the marginal distributions F_1 and F_2 .

All the following properties are based on $R = 1000$ replications.

4.2 Finite sample properties of the CFG's estimator

In this subsection we investigate, by simulation, the behavior of the mean integrated square error (MISE) of the empirical CFG's estimator which is defined as

$$MISE = \int_0^1 E(\hat{A}_n(s) - A(s))^2 ds, \quad (22)$$

where \hat{A} is the estimator of $A(s)$.

In our simulation we estimate the MISE by

$$\widehat{MISE} = \frac{1}{RM} \sum_{i=1}^R \sum_{j=1}^M \left(\hat{A}_{n,i}(s_j) - \hat{A}(s_j) \right)^2,$$

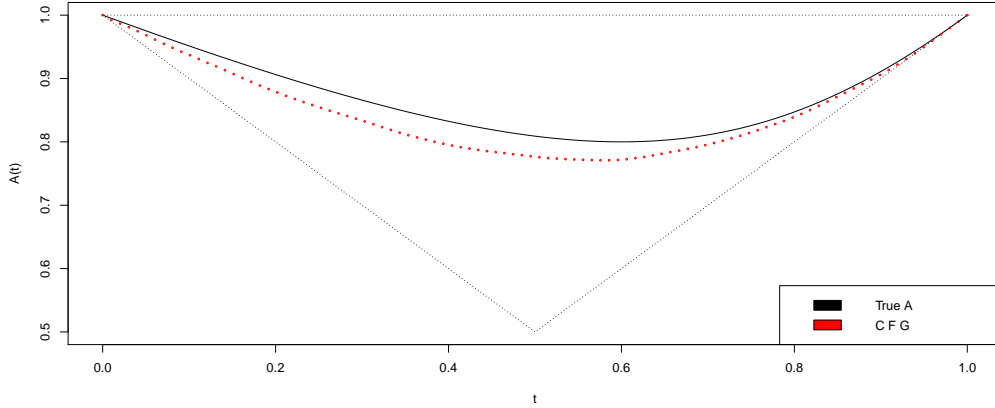
where $\hat{A}_{n,i}$ is the empirical CFG's estimator of A in the i^{th} replication and $s_j = j/M$, and M is the size of grid on $[0, 1]$ to obtain an approximation of the integral in 22, in the following we choose $M = 1000$. We vary the within-dependence coefficient k as well as the between-dependence coefficient r , taking $k \in \{2, 3, 4\}$ and $r \in \{0.1, 0.5, 0.9, 1\}$ ($r = 1$ corresponds to independence between $X_{i,1}$ and $X_{i,2}$ while $k = 1$ corresponds to independence of the $X_{i,1}$'s). The weight function in (8) is taken to be equal to $\lambda(s) = 1 - s$.

r=	n=50	n=100	n=200	n=500
0.1	106.0859	49.1597	25.32425	9.812296
0.2	111.5493	49.61342	27.13266	9.482449
0.5	162.2376	80.07837	39.35513	15.13582
0.7	275.2151	128.0954	62.669	26.31388
0.9	470.7487	229.0321	118.0711	45.28518
1	566.4828	298.0881	172.282	60.13233

Table 2 – $10^5 \times$ estimated MISE for the CFG's estimator with $k = 2$.

r=	n=50	n=100	n=200	n=500
0.1	267.7836	125.0626	55.09616	26.68735
0.2	247.1549	142.4403	67.84884	25.69461
0.5	281.8439	152.3831	76.44616	31.39142
0.7	418.3119	219.1956	99.73068	37.57211
0.9	674.0237	297.5162	153.1762	57.719
1	798.3534	386.3616	191.5574	72.67077

Table 3 – $10^5 \times$ estimated MISE for the CFG's estimator with $k = 3$.

Figure 3 – The empirical CFG's estimator, $k = 1, n = 500$.

Tables 1 to 3 show that the precision of our estimate increases with the sample size and the dependence between X 's components, and it decreases as the dependence within the X_{i1} 's increases.

Figure 3 shows the real dependence function and the CFG's estimator for one replication.

5 Proofs

5.1 Proof of Theorem 3.1

5.1.1 Proof of i)

By (5) and (7), one has

$$\log \hat{A}(s) - \log A(s) = \lambda(s) \int_0^{1-s} \frac{\hat{H}_1(z) - H_1(z)}{z(1-z)} dz + (1 - \lambda(s)) \int_0^s \frac{\hat{H}_2(z) - H_2(z)}{z(1-z)} dz.$$

Following [33]'s proof of theorem 1, we write for $j = 1, 2$ and $\nu \in (0, 1/2)$

$$\frac{\sqrt{n}(\hat{H}_j(z) - H_j(z))}{z(1-z)} = \frac{\sqrt{n}(\hat{H}_j(z) - H_j(z))}{(H_j(z)(1 - H_j(z)))^\nu} \left(\frac{H_j(z)(1 - H_j(z))}{z(1-z)} \right)^\nu (z(1-z))^{\nu-1} \quad (23)$$

and we will show that the supremum over the integration interval of the two first terms at the right hand side of (23) are bounded in probability. Hence,

$$\sup_{s \in [0,1]} \left| \int_0^{1-s} \frac{\hat{H}_j(z) - H_j(z)}{z(1-z)} dz \right| \leq \frac{C}{\sqrt{n}} \int_0^1 (z(1-z))^{\nu-1} dz = o_p(1)$$

so that since λ is a bounded function on $[0, 1]$

$$\sup_{s \in [0,1]} \left| \log \hat{A}(s) - \log A(s) \right| = o_p(1),$$

and i) holds by continuity of the log function.

— To show that

$$\sup_{z \in [0, 1-s_j]} \left| \frac{H_j(z)(1-H_j(z))}{z(1-z)} \right| < C,$$

let us set $D_1(z) = \frac{d}{dz} \log A\left(\frac{zs}{1-s}\right)$ and $D_2(z) = \frac{d}{dz} \log A(z)$. By (4) one has for $j = 1, 2$ $H_j(z) = z + z(1-z)D_j(z)$. Since $1/2 \leq \max(s, 1-s) \leq A(s) \leq 1$ and A' is bounded (by K),

$$|D_1(z)| = \frac{|A'\left(\frac{zs}{1-s}\right)|}{A\left(\frac{zs}{1-s}\right)} \frac{s}{1-s} \leq \frac{2Ks}{1-s}, \quad |D_2(z)| = \frac{|A'(z)|}{A(z)} \leq 2K$$

so that, for any fixed s and $1-s$,

$$\frac{H_j(z)(1-H_j(z))}{z(1-z)} = (1 + (1-z)D_j(z))(1-zD_j(z))$$

is bounded too.

— Let us show that

$$\sup_{z \in [0, 1-s_j]} \left| \frac{\sqrt{n}(\hat{H}_j(z) - H_j(z))}{(H_j(z)(1-H_j(z)))^\nu} \right| < C.$$

We use for that task [27]'s theorem 2.2 for strong mixing sequences and use the fact that absolutely regular sequences are also strong mixing so that the theorem 2.2 also applies to absolutely regular sequences. Namely,

Let $\{U_n, n \geq 1\}$ be a strong mixing stationary sequence of uniform random variables on $[0, 1]$, with mixing coefficients $(\alpha_n)_{n>0}$. If there exists some $\theta \geq 1 + \sqrt{2}$ and $\epsilon > 0$ such that $\alpha(n) = O(n^{-\theta-\epsilon})$, then we have

$$\frac{b_n(\cdot)}{q(\cdot)} \xrightarrow{D[0,1]} \frac{\tilde{B}^*(\cdot)}{q(\cdot)} \quad (24)$$

for any weight function q satisfying $q(t) \geq C(t(1-t))^{(1-1/\theta)/2}$ for some $C > 0$, where $b_n(z) = \sqrt{n}(\hat{E}_n(u) - u)$, \hat{E}_n denotes the empirical cdf of the observations and \tilde{B}^* is the centered Gaussian process on $[0, 1]$ such that $\tilde{B}^*(0) = \tilde{B}^*(1) = 1$ and

$$\mathbb{E}(\tilde{B}^*(s)\tilde{B}^*(t)) = \sum_{k \in \mathbb{Z}} \mathbb{1}_{U_0 \leq s} \mathbb{1}_{U_k \leq t}$$

So, assume that the mixing coefficients of (X_1, \dots, X_n) satisfy $\alpha(n) = O(n^{-\theta-\epsilon})$ for some $\theta \geq 1 + \sqrt{2}$ and $\epsilon > 0$. Then, the sequences $(Z_{1,j}, \dots, Z_{n,j})$, $j = 1, 2$ are mixing since they are obtained from the former sequence by a measurable transformations. Their mixing coefficients α_j satisfy $\alpha_j(n) \leq \alpha(n)$, so that they satisfy the conditions of the theorem and the same holds for the transformed uniform sequences $(H_j(Z_{1,j}), \dots, H_j(Z_{n,j}))$, $j = 1, 2$. Moreover let us set $m = 1/2 - 1/(2\theta)$ and $q(t) = (t(1-t))^\nu$ for some $\nu \in (0, 1/2)$ such that $\nu < m$ (note that it is still possible since $\theta > 1$). Thus, it is easily seen that $q(t) \geq C(t(1-t))^{(1-1/\theta)/2}$ with $C = \left(\frac{1}{4}\right)^m$. Hence, for $j = 1, 2$ one has

$$\frac{\sqrt{n}(\hat{H}_j(z) - H_j(z))}{(H_j(z)(1-H_j(z)))^\nu} = \frac{b_n(H_j(z))}{q(H_j(z))} \xrightarrow{D[0,1]} \frac{\tilde{B}^*(H_j(z))}{q(H_j(z))}, \quad (25)$$

so that

$$R_n = \sup_{z \in [0,1]} \frac{\sqrt{n}(\hat{H}_j(z) - H_j(z))}{(H_j(z)(1 - H_j(z)))^\nu} \xrightarrow{\mathcal{D}} \sup_{z \in [0,1]} \frac{\tilde{B}^*(H_j(z))}{(H_j(z)(1 - H_j(z)))^\nu} = \sup_{u \in [0,1]} \frac{\tilde{B}^*(u)}{(u(1 - u))^\nu}.$$

Since the sequence R_n converges in distribution, then by Prohorov theorem, it is bounded in probability:

$$\sup_{z \in [0,1]} \frac{\sqrt{n}(\hat{H}_j(z) - H_j(z))}{(H_j(z)(1 - H_j(z)))^\nu} = O_p(1). \quad (26)$$

5.1.2 Proof of ii)

First, the bivariate process Z is absolutely regular since it is obtained by a measurable transformation of X . Using [28]'s Theorem 1.4 and the fact that $\beta_Z(k) \leq \beta(k)$,

$$|\text{Cov}(\mathbb{1}_{Z_0 \leq z}, \mathbb{1}_{Z_k \leq z'})| \leq 2\beta(k)$$

so that (14) exists since $\sum \beta(k) < \infty$.

Now, recall that For $s = 1$, $A(s) = 1$ and $\sqrt{n}(\log \hat{A}(s) - \log A(s)) = 0$. For $s \neq 1$,

$$\sqrt{n}(\log \hat{A}(s) - \log A(s)) = \lambda(s) \int_0^{1-s} \frac{\sqrt{n}(\hat{H}_1(z) - H_1(z))}{z(1-z)} dz + (1 - \lambda(s)) \int_0^s \frac{\sqrt{n}(\hat{H}_2(z) - H_2(z))}{z(1-z)} dz.$$

In order to prove the asymptotic normality, let us first show that for $j = 1, 2$

$$\int_0^{1-s_j} \frac{\sqrt{n}(\hat{H}_j(z) - H_j(z))}{z(1-z)} dz \xrightarrow{\mathcal{D}} \int_0^{1-s_j} \frac{B_j^*(z)}{z(1-z)} dz. \quad (27)$$

Set

$$\begin{aligned} \int_0^{1-s_j} \frac{\sqrt{n}(\hat{H}_j(z) - H_j(z))}{z(1-z)} dz &= \int_0^{\frac{1}{n}} \frac{\sqrt{n}(\hat{H}_j(z) - H_j(z))}{z(1-z)} dz + \int_{\frac{1}{n}}^{1-s_j} \frac{\sqrt{n}(\hat{H}_j(z) - H_j(z))}{z(1-z)} dz \\ &= I_1 + I_2 \end{aligned}$$

It follows from (23) and (26) that

$$I_1 = o_p(1). \quad (28)$$

We will then show that

$$\left| \int_{\frac{1}{n}}^{1-s_j} \frac{\sqrt{n}(\hat{H}_j(z) - H_j(z))}{z(1-z)} dz - \int_{\frac{1}{n}}^{1-s_j} \frac{B_j^*(z)}{z(1-z)} dz \right| = o_p(1) \quad (29)$$

so that

$$I_2 = \int_0^{1-s_j} \frac{B_j^*(z)}{z(1-z)} dz + o_p(1). \quad (30)$$

and (27) can be obtained by combining (28) and (30). For that task we will apply [9]'s theorem 3.1 to the bivariate process Z .

Let $\{Z_n, n \geq 1\}$ be an absolutely regular strictly stationary bivariate sequence with distribution function H and mixing coefficients $(\beta_n)_{n>0}$ satisfying $\beta(n) = O(n^{1-p})$ for some $p \in (2, 3]$. Let us set

$$R(z, t) = \sum_{i \leq t} (\mathbb{1}_{Z_i \leq z} - H(z)), \quad t \in \mathbb{R}^+, \quad z \in \mathbb{R}^2.$$

Thus, there exists a centered Gaussian process $\{K(z, t), t \in \mathbb{R}^+, z \in \mathbb{R}^2\}$ with covariance function $\mathbb{E}(K(z, t)K(z', t')) = \mathbb{E}(B^*(z)B^*(z'))(t \wedge t')$ with $\mathbb{E}(B^*(z)B^*(z'))$ defined in (14), such that

$$\sup_{t \leq n} \sup_{z \in \mathbb{R}^2} |R(z, t) - K(z, t)| = O_{a.s.}(n^{1/p}(\log n)^{\eta+\epsilon+1/p})$$

for any $\epsilon > 0$ and $\eta = (5 - 2/(p))\mathbb{1}_{p \in (2,3)} + (14/3)\mathbb{1}_{p=3}$.

Fixing $t = n$, $K(z, t)$ turns out to be the centered Gaussian process $n^{1/2}B^*(z)$ defined in Subsection 3.1 so so that we get the Csörgö and Horváth's type result:

$$\sup_{z \in \mathbb{R}^2} \left| \sqrt{n}(\hat{H}(z) - H(z)) - B^*(z) \right| = O_{a.s.}(n^{1/p-1/2}(\log n)^{\eta+\epsilon+1/p})$$

Hence, for $j = 1, 2$,

$$\sup_{z \in \mathbb{R}} \left| \sqrt{n}(\hat{H}_j(z) - H_j(z)) - B_j^*(z) \right| = O_{a.s.}(n^{1/p-1/2}(\log n)^{\eta+\epsilon+1/p}) \quad (31)$$

so that for all $s_j > 0$,

$$\begin{aligned} & \left| \int_{\frac{1}{n}}^{1-s_j} \frac{\sqrt{n}(\hat{H}_j(z) - H_j(z))}{z(1-z)} dz - \int_{\frac{1}{n}}^{1-s_j} \frac{B_j^*(z)}{z(1-z)} dz \right| \\ & \leq \sup_{z \in \mathbb{R}} \left| \sqrt{n}(\hat{H}_j(z) - H_j(z)) - B_j^*(z) \right| \int_{\frac{1}{n}}^{1-s_j} \frac{dz}{z(1-z)} \\ & = O(n^{\frac{1}{p}-\frac{1}{2}}(\log n)^{\eta+\epsilon+1/p}) \left(\log \left(\frac{1-s_j}{s_j} \right) + \log(n-1) \right) \\ & = O(n^{\frac{1}{p}-\frac{1}{2}}(\log n)^{\eta+\epsilon+1/p+1}) \end{aligned}$$

according to $\frac{1}{p} - \frac{1}{2} < 0$, then we obtain

$$\left| \int_{\frac{1}{n}}^{1-s_j} \frac{\sqrt{n}(\hat{H}_j(z) - H_j(z))}{z(1-z)} dz - \int_{\frac{1}{n}}^{1-s_j} \frac{B_j^*(z)}{z(1-z)} dz \right| = o_p(1) \quad (32)$$

as soon as $\epsilon > 0$ and $\eta = (5 - 2/p)\mathbb{1}_{p \in (2,3)} + (14/3)\mathbb{1}_{p=3}$. When $s_j = 0$, we may show that (32) still holds writing

$$I_2 = \int_{\frac{1}{n}}^{1-\frac{1}{n}} \frac{\sqrt{n}(\hat{H}_j(z) - H_j(z))}{z(1-z)} dz + \int_{1-\frac{1}{n}}^1 \frac{\sqrt{n}(\hat{H}_j(z) - H_j(z))}{z(1-z)} dz.$$

Finally,

$$I_1 + I_2 = \int_0^{1-s_j} \frac{B_j^*(z)}{z(1-z)} dz + o_p(1)$$

so that

$$\int_{\frac{1}{n}}^{1-s_j} \frac{\sqrt{n}(\hat{H}_j(z) - H_j(z))}{z(1-z)} dz + \int_0^{1-s_j} \frac{B_j^*(z)}{z(1-z)} dz + o_p(1).$$

Therefore, for all $s \in [0, 1]$

$$\sqrt{n} \left(\log \hat{A}_n(s) - \log A(s) \right) \xrightarrow{P} \lambda(s) \int_0^{1-s} \frac{B_1^*(z)}{z(1-z)} dz + (1 - \lambda(s)) \int_0^s \frac{B_2^*(z)}{z(1-z)} dz$$

and then

$$\sqrt{n} \left(\log \hat{A}_n(s) - \log A(s) \right) \xrightarrow{D} \lambda(s) \int_0^{1-s} \frac{B_1^*(z)}{z(1-z)} dz + (1 - \lambda(s)) \int_0^s \frac{B_2^*(z)}{z(1-z)} dz,$$

which achieves the proof.

Finally, it remains to show that the limiting process U has the desired covariance function (17) and that it exists. This may be done by applying Fubini's theorem.

5.2 Proof of proposition 4.1

Let F and G be the joint distributions of the vectors (X_1, X_2) and (Y_1, Y_2) respectively. Moreover, denote by G_1 and G_2 the margins of (Y_1, Y_2) and C_X and A_X (resp. C_Y and A_Y) the copula and dependence function of (X_1, X_2) (resp. (Y_1, Y_2)). One has

$$\begin{aligned}
C_X(u, v) &= \mathbb{P}(F_1(X_{i,1}) \leq u, F_2(X_{i,2}) \leq v) \\
&= \mathbb{P}\left(G_1^{k+1}(X_{i,1}) \leq u, G_2(X_{i,2}) \leq v\right) \\
&= \mathbb{P}\left(X_{i,1} \leq G_1^{-1}(u^{1/(k+1)}), Y_{i,2} \leq G_2^{-1}(v)\right) \\
&= \mathbb{P}\left(Y_{i-j,1} \leq G_1^{-1}(u^{1/(k+1)}), j = 0, \dots, k, Y_{i,2} \leq G_2^{-1}(v) | Y_{i-j,1} \leq G_1^{-1}(u^{1/(k+1)}), j = 1, \dots, k\right) \\
&\times \left(\mathbb{P}\left(Y_{i,1} \leq G_1^{-1}(u^{1/(k+1)})\right)\right)^k \\
&= \mathbb{P}\left(G_1(Y_{i,1}) \leq u^{1/(k+1)}, G_2(Y_{i,2}) \leq v\right) (u^{1/(k+1)})^k \\
&= u^{k/(k+1)} C_Y(u^{1/(k+1)}, v).
\end{aligned} \tag{33}$$

Using (33) and (1)

$$\begin{aligned}
C_X(u, v) &= u^{k/(k+1)} \exp\left(\log u^{1/(k+1)} v A_Y\left(\frac{\log u^{1/(k+1)}}{\log u^{1/(k+1)} v}\right)\right) \\
&= \exp\left(\log u^{k/(k+1)} + \log u^{1/(k+1)} v A_Y\left(\frac{\log u^{1/(k+1)}}{\log u^{1/(k+1)} v}\right)\right) \\
&= \exp\left(\log uv \left(\frac{\log u^{k/(k+1)}}{\log uv} + \frac{\log u^{1/(k+1)} v}{\log uv} A_Y\left(\frac{\log u^{1/(k+1)}}{\log u^{1/(k+1)} v}\right)\right)\right)
\end{aligned}$$

Let us set for all $0 \leq u, v \leq 1$, $t = \frac{\log u}{\log uv}$. Using (20), then

$$\begin{aligned}
\frac{\log u^{k/(k+1)}}{\log uv} + \frac{\log u^{1/(k+1)} v}{\log uv} A_Y\left(\frac{\log u^{1/(k+1)}}{\log u^{1/(k+1)} v}\right) &= \frac{k}{(k+1)} t + \frac{(k+1) - kt}{k} A_Y\left(\frac{t}{(k+1) - kt}\right) \\
&= \frac{k}{k+1} t + \frac{(k+1) - kt}{k+1} \left(\left(\frac{t}{(k+1) - kt}\right)^{1/r}\right. \\
&\quad \left.+ \left(1 - \frac{t}{(k+1) - kt}\right)^{1/r}\right)^r \\
&= \frac{k}{k+1} t + \left(\left(\frac{t}{k+1}\right)^{1/r} + (1-t)^{1/r}\right)^r
\end{aligned}$$

Finally,

$$C_X(u, v) = \exp\left(\log uv A_X\left(\frac{\log u}{\log uv}\right)\right),$$

with

$$A_X(t) = \frac{k}{k+1}t + \left(\left(\frac{t}{k+1}\right)^{\frac{1}{r}} + (1-t)^{\frac{1}{r}}\right)^r,$$

for all $t \in [0, 1]$, which completes the proof.

References

- [1] Bacro, J. N., Bel. N., Lantuéjoul, C., *Testing the independence of maxima: from bivariate vectors to spatial extreme fields: Asymptotic independence of extremes*. Extremes, vol 13, n 2, p 155-175, (2010).
- [2] Berghaus, B., Bucher, A., Dette, H. *Minimum distance estimators of the Pickands dependence function and related tests of multivariate extreme-value dependence*. J. de la Soc. de Fr. de Stat., vol 154, n 1, p 116-137, (2013).
- [3] Billingsley. P *Convergence of probability measures*. Wiley (1968).
- [4] Boutahar M. *Comparison of non-parametric and semi-parametric tests in detecting long memory*. Journal of Applied Statistics, vol 36, n 9, p 945–972, (2009).
- [5] Bucher, A., Dette, H. and Volgushev, S. *New estimators of the Pickands dependence function and a test for extreme-value dependence* . The Annals of Statistics, vol 39, n 4, p 1963-2006, (2011).
- [6] Capéraà. P., Fougères. A. L. and Genest. C. *A nonparametric estimation procedure for bivariate extreme value copulas*. Biometrika, vol 84, n 3, p 567-577, (1997).
- [7] Cormier, E., Genest, C., Nešlehová, J. G. *Using B-splines for nonparametric inference on bivariate extreme-value copulas*. Extremes, vol 17, n 4, p 633-659, (2014).
- [8] De Haan, L. and De Ronde, J. *Sea and Wind: Multivariate Extremes at Work*. Extremes, 1(1), p 7–45, (1998).
- [9] Dedecker. J, Merlevède. F, and Rio. E. *Strong approximation of the empirical distribution function for absolutely regular sequences in \mathbb{R}^d* . Electron. J. Probab. vol 19, n 9, p 1-56, (2014).
- [10] Deheuvels.P. *On the limiting behavior of the Pickands estimator for bivariate extreme-value distributions*. Statistics et Probability Letters, vol 12, n 5, p 429-439, (1991).
- [11] Ferreira, M. *A New Estimator for the Pickands Dependence Function*. Journal of Modern Applied Statistical Methods, vol 16, n 1, p 350-363, (2017).
- [12] Fils-Villetard, A., Guillou, A. and Segers, J. *Projection estimators of Pickands dependence functions*. Canad. J. Statist., vol 36, n 3, p 369-382, (2008).

- [13] Genest, C. and Segers, J. *Rank-based inference for bivariate extreme-value copulas*. The Annals of Statistics, vol 37, n 5B, p 2990-3022, (2009).
- [14] Gnedenko. B. V. *Second Series*. Annals of Mathematics, vol 44, n 3, p 423-453, (1943).
- [15] Gudendorf, G. and Segers, J. *Nonparametric estimation of an extreme-value copula in arbitrary dimensions*. Journal of Multivariate Analysis, vol 102, n 1, p 37-47, (2011).
- [16] Gudendorf, G. and Segers, J. *Nonparametric estimation of multivariate extreme-value copulas*. Journal of Statistical Planning and Inference, vol 142, n 12, p 3073-3085, (2012).
- [17] Hall. P., Tajvidi. N. *Distribution and dependance-function estimation for bivariate extreme-value*. Bernoulli, vol 6, n 5, p 835-844, (2000).
- [18] Hsing. T. *Extreme value theory for multivariate stationnary sequences*. Journal of Multivariate Analysis, vol 29, n 2, p 274-291, (1989).
- [19] Hüsler. J. *Multivariate extreme values in stationnary random sequences*. Stochastic Processes and their Applications, vol 35, n 1, p 99-108, (1990).
- [20] Hüsler. J., Li. D. *Testing asymptotic independence in bivariate extremes*. Journal of Statistical Planning and Inference vol 139, n 3, p 990-998, (2009).
- [21] Jiménez, J. R. , Villa-Diharce, E. and Flores, M. *Nonparametric estimation of the dependence function in bivariate extreme value distributions*. Journal of Multivariate Analysis, vol 76, n 2, p 159-191, (2001).
- [22] Leadbetter. M. R. *On extreme values in stationary sequences*. Probability theory and related fields, vol 28, n 4, p 289-303, (1974).
- [23] Leadbetter. M. R. *Extremes and local dependence in stationary sequences*. Probability Theory and Related Fields, vol 65, n 2, p 291-306, (1983).
- [24] Marcon, G., Padoan, S.A., Naveau, P., Muliere, P., Segers, J. *Multivariate nonparametric estimation of the Pickands dependence function using Bernstein polynomials*. J. Stat. Plan. Inference, vol 183, p 1-17, (2017).
- [25] Naveau, P., Guillou, A., Cooley, D., Diebolt, J. *Modelling pairwise dependence of maxima in space*. Biometrika, vol 96, n 1, p 1-17, (2009).
- [26] Pickands. J. *Multivariate extreme value distributions.*, p 859-878, (1981).
- [27] Qi-Man. S, Hao. Y *Weak convergence for weighted empirical processes of dependent sequences*. The annals of Probability, vol 24, n 4, p 2098-2127, (1996).
- [28] Rio, E. *Théorie asymptotique des processus aléatoires faiblement dépendants*. Mathématiques et applications de la SMAI., Springer, vol 31, (2000).
- [29] Rozanov Y. A. and Volkonskii V. A. *Some limit theorems for random functions I*. Theory Probab. Appl. vol 4, p 178-197, (1959).

- [30] Segers, J. *Nonparametric inference for bivariate extreme-value copulas*. Topics in Extreme Values (M. Ahsanullah and S. N. U. A. Kirmani, eds.) Nova Science Publishers, New York, p 185-207, (2007).
- [31] Tawn. J.A. *Bivariate Extreme Value Theory: Models and Estimation*. Biometrika, vol 75, n 3, p 397-415, (1988).
- [32] Tiago de Oliveira *Bivariate extremes: foundations and statistics*. Multivariate Analysis, ed. P. R. Krishnaiah, p 349-368, (1980).
- [33] Zhang. D. Wells. M. T. and Peng.L. *Nonparametric estimation of the dependence function for a multivariate extreme value distribution*. Journal of Multivariate Analysis, vol 99, n 4, p 577-588, (2008).