



HAL
open science

Internal Addresses of the Mandelbrot Set and Galois Groups of Polynomials

Dierk Schleicher

► **To cite this version:**

Dierk Schleicher. Internal Addresses of the Mandelbrot Set and Galois Groups of Polynomials. 2023. hal-03600806

HAL Id: hal-03600806

<https://hal.science/hal-03600806v1>

Preprint submitted on 17 Jul 2023

HAL is a multi-disciplinary open access archive for the deposit and dissemination of scientific research documents, whether they are published or not. The documents may come from teaching and research institutions in France or abroad, or from public or private research centers.

L'archive ouverte pluridisciplinaire **HAL**, est destinée au dépôt et à la diffusion de documents scientifiques de niveau recherche, publiés ou non, émanant des établissements d'enseignement et de recherche français ou étrangers, des laboratoires publics ou privés.

**INTERNAL ADDRESSES OF THE MANDELBROT SET
AND GALOIS GROUPS OF POLYNOMIALS
VERSION OF March 10, 2022**

DIERK SCHLEICHER

ABSTRACT. We describe an interesting interplay between symbolic dynamics, the structure of the Mandelbrot set, permutations of periodic points achieved by analytic continuation, and Galois groups of certain polynomials.

In the early 1990's, Devaney asked the question: *how can you tell where in the Mandelbrot set a given external ray lands, without having Adrien Douady at your side?* We provide an answer to this question in terms of *internal addresses*: these are a convenient and efficient way of describing the combinatorial structure of the Mandelbrot set, and of giving geometric meaning to the ubiquitous kneading sequences in human-readable form (Section 2). A simple extension, *angled internal addresses*, distinguishes combinatorial classes of the Mandelbrot set and in particular distinguishes hyperbolic components in a concise and dynamically meaningful way.

This combinatorial description of the Mandelbrot set makes it possible to derive quite easily existence theorems for certain kneading sequences and internal addresses in the Mandelbrot set (Section 4); these in turn help to establish some algebraic results about permutations of periodic points and to determine Galois groups of certain polynomials (Section 5). Many results in this paper were first announced in [LS].

CONTENTS

1. Internal Addresses of the Mandelbrot Set	2
2. The Geometry of Internal Addresses	9
3. Proofs about Internal Addresses	13
4. Narrow Components and Admissibility	19
5. Symbolic Dynamics and Permutations	25
References	32

2000 *Mathematics Subject Classification*. Primary: 37F20; Secondary: 30D05, 37F10, 37F45, 12F10.

Key words and phrases. Internal address, Mandelbrot set, symbolic dynamics, kneading sequence, admissibility, permutation, analytic continuation, Galois group.

1. INTERNAL ADDRESSES OF THE MANDELBROT SET

The combinatorial structure of the Mandelbrot set has been studied by many people, notably in terms of *quadratic minor laminations* by Thurston [T], *pinched disks* by Douady [D2], or *orbit portraits* by Milnor [M2]. All of these results are modeled on parameter rays of the Mandelbrot set at periodic angles, as well as their landing properties. Internal addresses are a natural way to distinguish the components in the complement of parameter rays of bounded periods.

Parameter rays of the Mandelbrot set are defined as follows. By [DH], the Mandelbrot set is compact, connected and full, i.e., there is a conformal isomorphism $\Phi: (\mathbb{C} \setminus \mathcal{M}) \rightarrow (\mathbb{C} \setminus \overline{\mathbb{D}})$; it can be normalized so that $\Phi(c)/c \rightarrow 1$ as $c \rightarrow \infty$. The *parameter ray* of \mathcal{M} at angle $\vartheta \in \mathbb{R}/\mathbb{Z}$ is then $\Phi^{-1}(e^{2\pi i\vartheta}(1, \infty))$. If $R(\vartheta)$ and $R(\vartheta')$ land at a common point z , we call $R(\vartheta) \cup R(\vartheta') \cup \{z\}$ a *parameter ray pair* and denote it $P(\vartheta, \vartheta')$. Then $\mathbb{C} \setminus P(\vartheta, \vartheta')$ has two components, and we say that $P(\vartheta, \vartheta')$ *separates* two points or sets if they are in different components. If a polynomial $p_c(z) = z^2 + c$ has connected Julia set, then there are analogous definitions of *dynamic rays* $R_c(\vartheta)$ and *dynamic ray pairs* $P_c(\vartheta, \vartheta')$. General background can be found in Milnor [M1].

The most important properties of parameter rays at periodic angles are collected in the following well known theorem; see [DH], [M2], [Sch2].

1.1. Theorem (Properties of Periodic Parameter Ray Pairs)

For every $n \geq 1$, there are finitely many parameter rays of period up to n . They land in pairs so that any two parameter rays of equal period are separated by a parameter ray of lower period. Every parameter ray pair $P(\vartheta, \vartheta')$ of period n lands at the root of a hyperbolic component W of period n , and the root of every hyperbolic component of period n is the landing point of exactly two parameter rays, both of period n .

The ray pair $P(\vartheta, \vartheta')$ partitions \mathbb{C} into two open components; let \mathcal{W}_W be the component not containing the origin: this is the wake of W and contains W . This wake is the locus of parameters $c \in \mathbb{C}$ for which the dynamic rays $R_c(\vartheta)$ and $R_c(\vartheta')$ land together at a repelling periodic point; the ray pair $P_c(\vartheta, \vartheta')$ is necessarily characteristic.

Here a dynamic ray pair is *characteristic* if it separates the critical value from the rays $R_c(2^k\vartheta)$ and $R_c(2^k\vartheta')$ for all $k \geq 1$ (except of course from those on the ray pair $P_c(\vartheta, \vartheta')$ itself).

Every angle $\vartheta \in \mathbb{S}^1 := \mathbb{R}/\mathbb{Z}$ has an associated *kneading sequence* $\nu(\vartheta) = \nu_1\nu_2\nu_3\dots$, defined as the itinerary of ϑ (under angle doubling) on the unit circle \mathbb{S}^1 with respect to the partition $\mathbb{S}^1 \setminus \{\vartheta/2, (\vartheta+1)/2\}$, so that $\nu_k = 1$ if $2^{k-1}\vartheta \in (\vartheta/2, (\vartheta+1)/2)$, $\nu_k = 0$ if $2^{k-1}\vartheta \in ((\vartheta+1)/2, \vartheta/2) = \mathbb{S}^1 \setminus [\vartheta/2, (\vartheta+1)/2]$ and $\nu_k = \star$ if $2^{k-1}\vartheta \in \{\vartheta/2, (\vartheta+1)/2\}$. If ϑ is non-periodic, then $\nu(\vartheta)$ is a sequence over $\{0, 1\}$. If ϑ is periodic of exact period n , then $\nu(\vartheta)$ also has period n so that the first $n-1$ entries are in $\{0, 1\}$ and the n -th entry is \star ; such $\nu(\vartheta)$ are called *\star -periodic*. The partition is such that every $\nu(\vartheta)$ starts with 1 (unless $\vartheta = 0$).

The parameter rays at periodic angles of periods up to n partition \mathbb{C} into finitely many components. This partition has interesting symbolic dynamic properties, compare Figure 1 and Lemma 1.2: if two parameter rays $R(\vartheta_1)$ and $R(\vartheta_2)$ are in the same component, then the kneading sequences $\nu(\vartheta_1)$ and $\nu(\vartheta_2)$ associated to ϑ_1 and ϑ_2 coincide at least for n entries. The combinatorics of these partitions, and thus the combinatorial structure of the Mandelbrot set, can conveniently be described in terms of *internal addresses*, which are “human-readable” recodings of kneading sequences; see below.

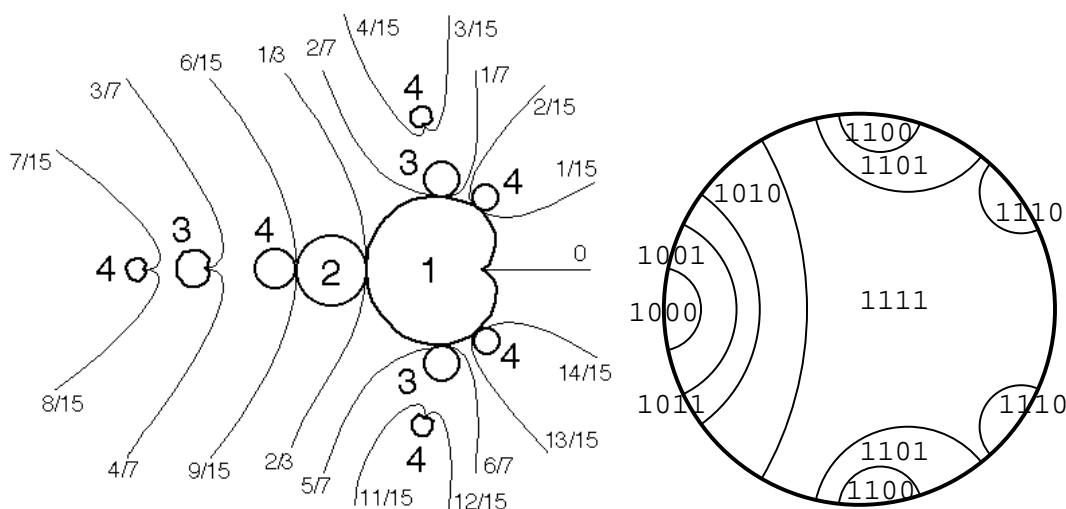


FIGURE 1. Left: sketch of the 10 parameter rays of period up to 4 in the Mandelbrot set; these partition the complex plane into 11 components. In each component, the first 4 entries of the kneading sequences $\nu(\vartheta)$ for arbitrary parameter rays $R(\vartheta)$ are constant. Right: the same parameter ray pairs sketched symbolically, and the first 4 entries in the kneading sequences drawn in.

1.2. Lemma (Parameter Ray Pairs and Kneading Sequences)

If two parameter rays $R(\vartheta)$ and $R(\vartheta')$ are not separated by a ray pair of period at most n , then ϑ and ϑ' have kneading sequences which coincide for at least n entries (provided neither ϑ nor ϑ' are periodic of period n or less).

If $R(\vartheta)$ and $R(\vartheta')$ with $\vartheta < \vartheta'$ form a ray pair, then $\nu(\vartheta) = \nu(\vartheta') =: \nu_\star$. If in addition both angles are periodic with exact period n , then ν_\star is \star -periodic of period n , we have

$$\lim_{\varphi \nearrow \vartheta} \nu(\varphi) = \lim_{\varphi \searrow \vartheta'} \nu(\varphi) \quad \text{and} \quad \lim_{\varphi \searrow \vartheta} \nu(\varphi) = \lim_{\varphi \nearrow \vartheta'} \nu(\varphi),$$

and both limits are periodic with period n or dividing n so that their first difference is exactly at the n -th position.

PROOF. This result is at the heart of [LS], but not explicitly spelled out there (compare [LS, Observation 3.3 and Proposition 5.2]). As ϑ varies in \mathbb{S}^1 , the n -th entry in its kneading sequence changes exactly at angles which are periodic of period dividing n .

Consider two external angles $\vartheta < \vartheta'$ which are not separated by any ray pair of period at most n , and which are not periodic of period up to n (it is quite possible that (ϑ, ϑ') contains a periodic angle of period up to n , as long as the other angle of the same ray pair is also contained in (ϑ, ϑ')). Then for every $k \leq n$, the parameter rays of period k with angles $\varphi \in (\vartheta, \vartheta')$ must land in pairs (Theorem 1.1), so the number of such rays is even. Therefore, as the angle varies from ϑ to ϑ' , the k -th entry in the kneading sequence of ϑ changes an even number of times, and the kneading sequences of ϑ and ϑ' have identical k -th entries. This settles the first claim, and it shows that $\nu(\vartheta) = \nu(\vartheta')$ if $R(\vartheta)$ and $R(\vartheta')$ land together and neither ϑ nor ϑ' are periodic.

However, if $R(\vartheta)$ and $R(\vartheta')$ land together and one of the two angles is periodic, then both angles are periodic with the same exact period, say n (Theorem 1.1). In this case, the kneading sequences $\nu(\vartheta)$ and $\nu(\vartheta')$ are \star -periodic with exact period n , so they coincide as soon as their first $n - 1$ entries coincide; this case is covered by the first claim.

It is quite easy to see that limits like $\lim_{\varphi \searrow \vartheta} \nu(\varphi)$ exist; moreover, if ϑ is non-periodic, then the limit equals $\nu(\vartheta)$. If ϑ is periodic of exact period n , then $\lim_{\varphi \searrow \vartheta} \nu(\varphi)$ and $\lim_{\varphi \nearrow \vartheta} \nu(\varphi)$ are periodic of period n or dividing n , they contain no \star , and their first $n - 1$ entries coincide with those of $\nu(\vartheta)$. Clearly, $\lim_{\varphi \searrow \vartheta} \nu(\varphi)$ and $\lim_{\varphi \nearrow \vartheta} \nu(\varphi)$ differ exactly at positions which are multiples of n .

Finally, $\lim_{\varphi \searrow \vartheta} \nu(\varphi) = \lim_{\varphi \nearrow \vartheta'} \nu(\varphi)$ because for sufficiently small ε , the parameter rays $R(\vartheta + \varepsilon)$ and $R(\vartheta' - \varepsilon)$ are not separated by a ray pair of period at most n , so the limits must be equal. \square

The following should be taken as an algorithmic definition of internal addresses in the Mandelbrot set. It is the original definition of internal addresses from [LS] (except that in [LS], it was applied to hyperbolic components and Misiurewicz-Thurston points, but this makes no difference: see the remark below).

1.3. Algorithm (Internal Address in the Mandelbrot Set)

Given a parameter $c \in \mathbb{C}$, the internal address of c in the Mandelbrot set is a strictly increasing finite or infinite sequence of integers. It is defined as follows:

seed: *the internal address starts with $S_0 = 1$ and the ray pair $P(0, 1)$;*

inductive step: *if $S_0 \rightarrow \dots \rightarrow S_k$ is an initial segment of the internal address of c , where S_k corresponds to a ray pair $P(\vartheta_k, \vartheta'_k)$ of period S_k , then let $P(\vartheta_{k+1}, \vartheta'_{k+1})$ be the ray pair of least period which separates $P(\vartheta_k, \vartheta'_k)$ from c (or for which $c \in P(\vartheta_{k+1}, \vartheta'_{k+1})$); let S_{k+1} be the common period of ϑ_{k+1} and ϑ'_{k+1} . The internal address of c then continues as $S_0 \rightarrow \dots \rightarrow S_k \rightarrow S_{k+1}$ with the ray pair $P(\vartheta_{k+1}, \vartheta'_{k+1})$.*

This continues for every $k \geq 1$ unless there is a finite k so that $P(\vartheta_k, \vartheta'_k)$ is not separated from c by any periodic ray pair (in particular if $c \in P(\vartheta_k, \vartheta'_k)$).

REMARK. The internal address is only the sequence $S_0 \rightarrow \dots \rightarrow S_k \rightarrow \dots$ of periods; it does not contain the ray pairs used in the construction. The ray pair $P(\vartheta_{k+1}, \vartheta'_{k+1})$ of lowest period is always unique by Lavaurs' Lemma (see Theorem 1.1).

The internal address of $c \in \mathcal{M}$ can be viewed as a road description for the way from the origin to c in the Mandelbrot set: at any intermediate place, the internal address describes the most important landmark on the remaining way to c ; see Figure 1. Landmarks are hyperbolic components (or equivalently the periodic parameter rays landing at their roots, see Theorem 1.1), and hyperbolic components are the more important the lower their periods are. The road description starts with the most important landmark: the component of period 1, and inductively continues with the period of the component of lowest period on the remaining way.

Different hyperbolic components (or combinatorial classes) are not distinguished completely by their internal addresses; the remaining ambiguity has a combinatorial interpretation and will be removed by *angled internal addresses*: see Theorem 1.10.

We can give an analogous definition of internal addresses in dynamic planes.

1.4. Definition (Internal Address in Julia Set)

Consider a polynomial p_c for which all periodic dynamic rays land and let K_c be the filled-in Julia set. For a point $z \in K_c$, the internal address of z is defined as follows, in analogy to Algorithm 1.3:

seed: *the internal address starts with $S_0 = 1$ and the ray pair $P_c(0, 1)$;*

inductive step: *if $S_0 \rightarrow \dots \rightarrow S_k$ is an initial segment of the internal address of z , where S_k corresponds to a dynamic ray pair $P_c(\vartheta_k, \vartheta'_k)$ of period S_k , then let $P_c(\vartheta_{k+1}, \vartheta'_{k+1})$ be the dynamic ray pair of least period which separates $P_c(\vartheta_k, \vartheta'_k)$ from z (or for which $z \in P_c(\vartheta_{k+1}, \vartheta'_{k+1})$); let S_{k+1} be the common period of ϑ_{k+1} and ϑ'_{k+1} . The internal address of z then continues as $S_0 \rightarrow \dots \rightarrow S_k \rightarrow S_{k+1}$.¹*

This continues for every $k \geq 1$ unless there is a finite k so that $P_c(\vartheta_k, \vartheta'_k)$ is not separated from z by any periodic ray pair.

Every kneading sequence has an associated internal address as follows:

1.5. Definition (Internal Address and Kneading Sequence)

Given a kneading sequence ν with initial entry $\mathbf{1}$, it has the following associated internal address $1 \rightarrow S_1 \rightarrow \dots \rightarrow S_k \rightarrow \dots$: we start with $S_0 = 1$ and $\nu_0 = \bar{\mathbf{1}}$. Then define recursively S_{k+1} as the position of the first difference between ν and ν_k , and let $\nu_{S_{k+1}}$

¹If several dynamic ray pairs of equal period S_{k+1} separate $P_c(\vartheta_k, \vartheta'_k)$ from z , take the one which minimizes $|\vartheta'_{k+1} - \vartheta_{k+1}|$. (There is an analog to Lavaurs' Lemma in dynamical planes which says that all candidate ray pairs have to land at the same periodic point; this is not hard to prove, but we do not need it here.)

be the periodic continuation of the first S_{k+1} entries in ν (if ν is periodic or period S_k , then the internal address is finite and stops with entry S_k).

Observe that this definition is algorithmic. It can be inverted so as to assign to any finite or infinite strictly increasing sequence starting with 1 (viewed as internal address) a kneading sequence consisting of entries 0 and 1 and starting with 1.

For a \star -periodic kneading sequence ν of exact period n , we define $\mathcal{A}(\nu)$ and $\overline{\mathcal{A}}(\nu)$ as the two sequences in which every \star is replaced consistently by 0 or consistently by 1, chosen so that the internal address of $\mathcal{A}(\nu)$ contains the entry n , while the internal address of $\overline{\mathcal{A}}(\nu)$ does not. It turns out that $\mathcal{A}(\nu)$ has exact period n , while the exact period of $\overline{\mathcal{A}}(\nu)$ equals or divides n [BKS, Proposition 5.16 and independently Lemma 19.2]. The sequences $\mathcal{A}(\nu)$ and $\overline{\mathcal{A}}(\nu)$ are called the *upper* and *lower* periodic kneading sequences associated to ν .

The point of the various algorithmic definitions of internal addresses is of course the following.

1.6. Proposition (Equal Internal Addresses)

(1) For every $c \in \mathbb{C}$ so that all periodic dynamic rays of p_c land, the internal address in parameter space equals the internal address of the critical value of c in the dynamical plane of p_c .

(2) Let $P(\vartheta_k, \vartheta'_k)$ be the ray pairs from Algorithm 1.3, let S_k be their periods and let ν^k be the common kneading sequence of ϑ_k and ϑ'_k . Then each ν^k is a \star -periodic kneading sequence of period S_k so that

$$\lim_{\varphi \searrow \vartheta_k} \nu(\varphi) = \lim_{\varphi \nearrow \vartheta'_k} \nu(\varphi) = \mathcal{A}(\nu^k) \quad \text{and} \quad \lim_{\varphi \nearrow \vartheta_k} \nu(\varphi) = \lim_{\varphi \searrow \vartheta'_k} \nu(\varphi) = \overline{\mathcal{A}}(\nu^k).$$

(3) The first S_k entries in $\mathcal{A}(\nu^k)$ coincide with those of ν^{k+1} and, if $c \in R(\vartheta)$, with the first S_k entries of $\nu(\vartheta)$.

(4) For every $\vartheta \in \mathbb{S}^1$, the internal address of any parameter $c \in R(\vartheta)$ in Algorithm 1.3 is the same as the internal address associated to the kneading sequence of ϑ from Definition 1.5.

PROOF. The first statement is simply a reformulation of Theorem 1.1 about the correspondence of parameter ray pairs and characteristic dynamic ray pairs: all we need to observe is that the internal address of the critical value in the Julia set uses only characteristic dynamic ray pairs; this follows directly from the definition of “characteristic”.

We prove the second statement by induction, starting with the ray pair $P(\vartheta_0, \vartheta'_0)$ with $\vartheta_0 = 0$, $\vartheta'_0 = 1$ and $S_0 = 1$; both angles ϑ_0 and ϑ'_0 have kneading sequence $\nu^0 = \bar{x}$ and $\mathcal{A}(\nu^0) = \bar{1}$.

For the inductive step, suppose that $P(\vartheta_k, \vartheta'_k)$ is a ray pair of period S_k with $\vartheta_k < \vartheta'_k$, $\nu(\vartheta_k) = \nu(\vartheta'_k) = \nu^k$ and $\lim_{\varphi \searrow \vartheta_k} \nu(\varphi) = \lim_{\varphi \nearrow \vartheta'_k} \nu(\varphi) = \mathcal{A}(\nu^k)$, and c is not separated from $P(\vartheta_k, \vartheta'_k)$ by a ray pair of period S_k or less.

As in Algorithm 1.3, let $P(\vartheta_{k+1}, \vartheta'_{k+1})$ be a ray pair of lowest period, say S_{k+1} , which separates $P(\vartheta_k, \vartheta'_k)$ from c (or which contains c); then $\vartheta_k < \vartheta_{k+1} < \vartheta'_{k+1} < \vartheta'_k$. We have $S_{k+1} > S_k$ by construction, and the ray pair $P(\vartheta_{k+1}, \vartheta'_{k+1})$ is unique by Lavaurs' Lemma. Since $R(\vartheta_k)$ and $R(\vartheta_{k+1})$ are not separated by a ray pair of period S_{k+1} or less, it follows that the first S_{k+1} entries in $\lim_{\varphi \searrow \vartheta_k} \nu(\varphi) = \mathcal{A}(\nu^k)$ and in $\lim_{\varphi \nearrow \vartheta_{k+1}} \nu(\varphi)$ are equal (the same holds for $\lim_{\varphi \nearrow \vartheta'_k} \nu(\varphi) = \mathcal{A}(\nu^k)$ and $\lim_{\varphi \searrow \vartheta'_{k+1}} \nu(\varphi)$).

Now we show that $\lim_{\varphi \nearrow \vartheta_{k+1}} \nu(\varphi) = \lim_{\varphi \searrow \vartheta'_{k+1}} \nu(\varphi) = \overline{\mathcal{A}}(\nu^{k+1})$; the first equality is Lemma 1.2. The internal address associated to $\nu(\vartheta_k + \varepsilon)$ has no entries in $\{S_k + 1, \dots, S_{k+1}\}$ provided $\varepsilon > 0$ is sufficiently small (again Lemma 1.2). The internal address associated to $\nu(\vartheta_{k+1} - \varepsilon)$ can then have no entry in $\{S_k + 1, \dots, S_{k+1}\}$ either, for small ε (or $R(\vartheta_k)$ and $R(\vartheta_{k+1})$ would have to be separated by a ray pair of period at most S_{k+1}). Thus $\lim_{\varphi \nearrow \vartheta_{k+1}} \nu(\varphi) = \overline{\mathcal{A}}(\nu^{k+1})$. The other limiting kneading sequences $\lim_{\varphi \searrow \vartheta_{k+1}} \nu(\varphi)$ and $\lim_{\varphi \nearrow \vartheta'_{k+1}} \nu(\varphi)$ must then be equal to $\mathcal{A}(\nu^{k+1})$.

Claim (3) follows because neither $P(\vartheta_{k+1}, \vartheta'_{k+1})$ nor c are separated from $P(\vartheta_k, \vartheta'_k)$ by a ray pair of period S_k or less.

We prove Claim (4) again by induction. If $c \in R(\vartheta)$, assume by induction that the internal address of $\nu(\vartheta)$ starts with $1 \rightarrow \dots \rightarrow S_k$ and $\vartheta_k < \vartheta < \vartheta'_k$; then $\nu(\vartheta)$ coincides with $\mathcal{A}(\nu^k)$ for at least S_k entries. The ray pair of least period separating $R(\vartheta_k)$ and $R(\vartheta)$ is $P(\vartheta_{k+1}, \vartheta'_{k+1})$, so the first difference between $\mathcal{A}(\nu^k)$ and $\nu(\vartheta)$ occurs at position S_{k+1} . Hence the internal address of $\nu(\vartheta)$ as in Definition 1.5 continues as $1 \rightarrow \dots \rightarrow S_k \rightarrow S_{k+1}$ and we have $\vartheta_{k+1} < \vartheta < \vartheta'_{k+1}$ as required to maintain the induction. \square

The previous proof also shows the following useful observation.

1.7. Corollary (Intermediate Ray Pair of Lowest Period)

Let $P(\vartheta_1, \vartheta'_1)$ and $P(\vartheta_2, \vartheta'_2)$ be two parameter ray pairs (not necessarily at periodic angles) and suppose that $P(\vartheta_1, \vartheta'_1)$ separates $P(\vartheta_2, \vartheta'_2)$ from the origin. If the limits $\lim_{\varphi \nearrow \vartheta_2} \nu(\varphi)$ and $\lim_{\varphi \searrow \vartheta_1} \nu(\varphi)$ do not differ, then the two ray pairs $P(\vartheta_1, \vartheta'_1)$ and $P(\vartheta_2, \vartheta'_2)$ are not separated by any periodic ray pair. If the limits do differ, say at position n for the first time, then both ray pairs are separated by a unique periodic ray pair $P(\vartheta, \vartheta')$ of period n (but not by ray pairs of lower period); the first $n - 1$ entries in $\nu(\vartheta) = \nu(\vartheta')$ coincide with those of $\lim_{\varphi \nearrow \vartheta_2} \nu(\varphi)$ and $\lim_{\varphi \searrow \vartheta_1} \nu(\varphi)$.

PROOF. Let n be the position of the first difference in $\lim_{\varphi \searrow \vartheta_1} \nu(\varphi)$ and $\lim_{\varphi \nearrow \vartheta_2} \nu(\varphi)$. Then the number of periodic angles of period dividing n in $(\vartheta_1, \vartheta_2)$ is odd (because only at these angles, the n -th entry in the kneading sequence changes). Since parameter rays at period dividing n land in pairs, there is at least one parameter ray pair at period dividing n which is part of a parameter ray pair separating $P(\vartheta_1, \vartheta'_1)$ and $P(\vartheta_2, \vartheta'_2)$. If $P(\vartheta_1, \vartheta'_1)$ and $P(\vartheta_2, \vartheta'_2)$ are separated by a parameter ray pair of period less than n , let n' be the least such period. By Lavaurs' Lemma, there would be a single such

parameter ray pair of period n' , and it follows $n' = n$. The remaining claims follow in a similar way. \square

Most internal address are infinite; exceptions are related to hyperbolic components as follows.

1.8. Corollary (Finite Internal Address)

The internal address of $c \in \mathcal{M}$ is finite if and only if there is a hyperbolic component W with $c \in \overline{W}$. More precisely, if $c \in \overline{W}$ but c is not the root of a hyperbolic component other than W , then the internal address of c terminates with the period of W (if c is the root of a hyperbolic component $W' \neq W$, then the internal address of c terminates with the period of W').

For a non-periodic external angle $\vartheta \in \mathbb{S}^1$, the internal address of $R(\vartheta)$ is finite if and only if $R(\vartheta)$ lands on the boundary of a hyperbolic component W .

PROOF. Consider a parameter ray $R(\vartheta)$ with finite internal address and let n be the last entry in this internal address. Then there is a parameter ray pair $P(\vartheta, \vartheta')$ of period n which separates $R(\vartheta)$ from the origin, and no periodic parameter ray pair separates $R(\vartheta)$ from $P(\vartheta, \vartheta')$. The ray pair $P(\vartheta, \vartheta')$ bounds the wake of a hyperbolic component W and lands at the root of W , so $R(\vartheta)$ is in the wake of W (or on its boundary) but not in one of its subwakes. Every such parameter ray lands on the boundary of W ; see [HY] or [BKS, Corollary 9.13]. The converse is clear.

The statements about $c \in \mathcal{M}$ follow in a similar way, using the fact that the limb of W is the union of \overline{W} and its sublimbs at rational internal angles; see [HY] or [BKS, Theorem 9.12]. \square

REMARK. The previous result shows (through the topology of the Mandelbrot set) that non-periodic external angles can generate periodic kneading sequences which have finite internal addresses. Of course there are periodic kneading sequences which have infinite internal addresses; but these are never generated by external angles [BKS, Lemma 14.6].

For a hyperbolic component W , we have many different ways of associating an internal address to it:

- (1) using Algorithm 1.3 within the plane of the Mandelbrot set;
- (2) taking a parameter ray $R(\vartheta)$ landing at the root of W and then Algorithm 1.3 for this parameter ray;
- (3) taking a parameter ray $R(\vartheta')$ at an irrational angle landing at a boundary point of W (as in Corollary 1.8) and then again Algorithm 1.3 for this parameter ray;
- (4) taking a parameter ray $R(\vartheta)$ or $R(\vartheta')$ as in (2) or (3) and then using the internal address associated to the kneading sequence of ϑ or ϑ' ; see Definition 1.5. The periodic angle ϑ generates a \star -periodic kneading sequence, while the non-periodic angle ϑ' generates a periodic kneading sequence without \star ;

- (5) for every $c \in W$, we have the internal address of the critical value in the Julia set from Definition 1.4;
- (6) specifically if c is the center of W , then the critical orbit is periodic and p_c has a Hubbard tree in the original sense of Douady and Hubbard [DH], so we can use all definitions from [BKS, Proposition 6.8].

All these internal addresses are of course the same: this is obvious for the first three; the next two definitions agree with the first ones by Proposition 1.6 (4) and (1), and the last two agree by [BKS, Proposition 6.8].

1.9. Definition (Angled Internal Address)

For a parameter $c \in \mathbb{C}$, the angled internal address is the sequence

$$(S_0)_{p_0/q_0} \rightarrow (S_1)_{p_1/q_1} \rightarrow \dots \rightarrow (S_k)_{p_k/q_k} \rightarrow \dots$$

where $S_0 \rightarrow S_1 \rightarrow \dots \rightarrow S_k \rightarrow \dots$ is the internal address of c as in Algorithm 1.3 and the angles p_k/q_k are defined as follows: for $k \geq 0$, let $P(\vartheta_k, \vartheta'_k)$ be the parameter ray pair associated to the entry S_k in the internal address of c ; then the landing point of $P(\vartheta_k, \vartheta'_k)$ is the root of a hyperbolic component W_k of period S_k . The angle p_k/q_k is defined such that c is contained in the closure of the p_k/q_k -subwake of W_k . If the internal address of c is finite and terminates with an entry S_k (which happens if and only if c is not contained in the closure of any subwake of W_k), then the angled internal address of c is also finite and terminates with the same entry S_k without angle: $(S_0)_{p_0/q_0} \rightarrow (S_1)_{p_1/q_1} \rightarrow \dots \rightarrow (S_{k-1})_{p_{k-1}/q_{k-1}} \rightarrow (S_k)$.

This definition is illustrated in Figure 2. The main point in this definition is that it distinguishes different points in the Mandelbrot set. More precisely, angled internal addresses distinguish combinatorial classes: a *combinatorial class* is a maximal subset of \mathcal{M} so that no two of its points can be separated by a parameter ray pair at periodic angles [Sch2, Section 8].

1.10. Theorem (Completeness of Angled Internal Addresses)

If two parameters in \mathcal{M} have the same angled internal address, then they belong to the same combinatorial class. In particular, if two hyperbolic parameters in \mathcal{M} have the same angled internal address, then they belong to the same hyperbolic component.

We postpone the proof of this theorem and of subsequent results to Section 3 and first discuss some interesting consequences.

2. THE GEOMETRY OF INTERNAL ADDRESSES

Now we turn to Devaney's question: *how can you tell where in the Mandelbrot set a given external ray lands, without having Adrien Douady at your side?* Angled internal addresses provide a convenient answer. We already know how to turn an external angle into an internal address; now we turn it into an angled internal address.

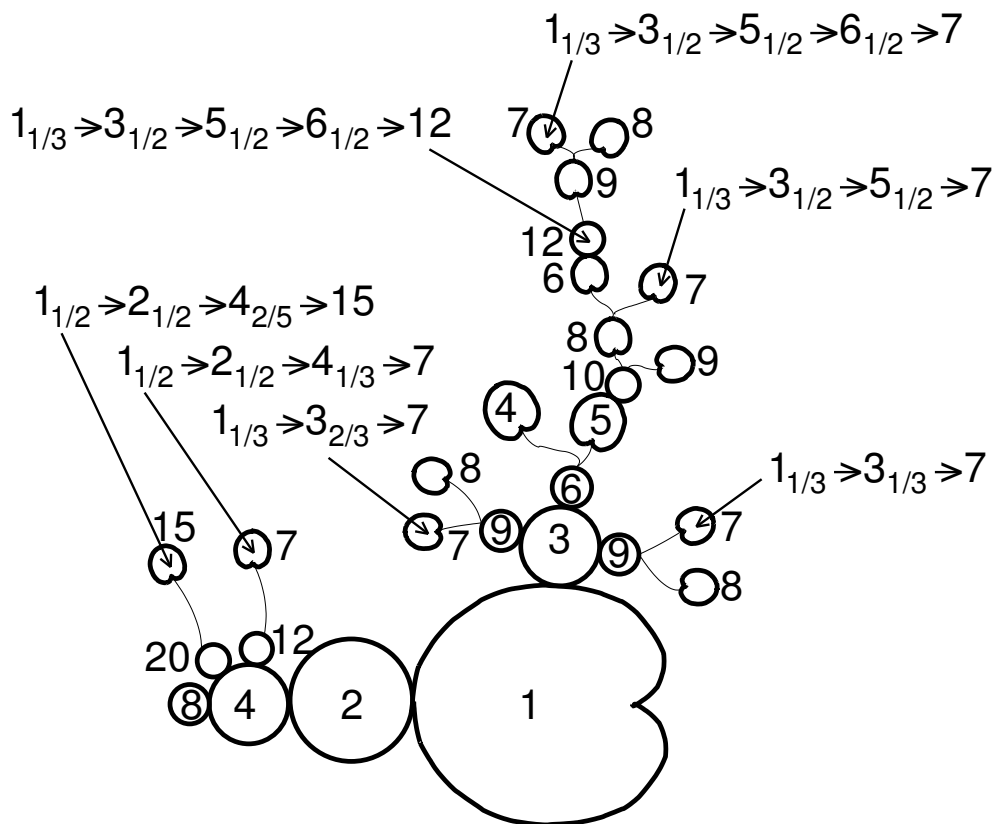


FIGURE 2. Angled internal addresses for various hyperbolic components in \mathcal{M} .

It turns out that the internal address without angles completely determines the denominators of any associated angled internal address, but it says nothing about the numerators.

2.1. Lemma (Estimates on Denominators in Internal Address)

We have $S_{k+1}/S_k \leq q_k < S_{k+1}/S_k + 2$; moreover, $q_k = S_{k+1}/S_k$ whenever the latter is an integer.

If S_{k+1} is a multiple of S_k , then the component of period S_{k+1} is a bifurcation from that of period S_k .

Now we give a precise formula for q_k . Recall that every internal address has an associated kneading sequence (see Definition 1.5). For every kneading sequence $\nu = \nu_1\nu_2\nu_3 \dots$ we define an associated function ρ_ν as follows: for $r \geq 1$, let

$$\rho_\nu(r) := \min\{k > r : \nu_k \neq \nu_{k-r}\}.$$

The ρ_ν -orbit of r is denoted $\text{orb}_{\rho_\nu}(r)$. We usually write ρ for ρ_ν .

2.2. Lemma (Denominators in Angled Internal Address)

In an angled internal address $(S_0)_{p_0/q_0} \rightarrow \dots \rightarrow (S_k)_{p_k/q_k} \rightarrow (S_{k+1})_{p_{k+1}/q_{k+1}} \dots$, the denominator q_k in the bifurcation angle is uniquely determined by the internal address $S_0 \rightarrow \dots \rightarrow S_k \rightarrow S_{k+1} \dots$ as follows: let ν be the kneading sequence associated to the internal address and let ρ be the associated function as just described. Let $r \in \{1, 2, \dots, S_k\}$ be congruent to S_{k+1} modulo S_k . Then

$$q_k := \begin{cases} \frac{S_{k+1}-r}{S_k} + 1 & \text{if } S_k \in \text{orb}_\rho(r) , \\ \frac{S_{k+1}-r}{S_k} + 2 & \text{if } S_k \notin \text{orb}_\rho(r) . \end{cases}$$

While the internal address completely specifies the denominators in any corresponding angled internal address, it says nothing about the numerators: of course, not all internal addresses are realized in the Mandelbrot set (not all are (complex) *admissible*; see [BKS, Sections 5 and 14]), but this is independent of the numerators.

2.3. Theorem (Independence of Numerators in Angled Int. Address)

If an angled internal address describes a point in the Mandelbrot set, then the numerators p_k can be changed arbitrarily (coprime to q_k) and the modified angled internal address still describes a point in the Mandelbrot set.

In other words, for every hyperbolic component there is a natural bijection between combinatorial classes of the p/q -sublimb and p'/q -sublimb, for every $q \geq 2$ and all p, p' coprime to q . This bijection would give rise to a homeomorphism between these sublimbs if the Mandelbrot set was locally connected. Unlike other homeomorphisms constructed by surgery as in Branner and Fagella [BF] or Riedl [Ri], this homeomorphism preserves periods of hyperbolic components.

Here is a way to find the numerators p_k from an external angle.

2.4. Lemma (Numerators in Angled Internal Address)

Suppose the external angle ϑ has angled internal address $(S_0)_{p_0/q_0} \rightarrow \dots \rightarrow (S_k)_{p_k/q_k} \rightarrow (S_{k+1})_{p_{k+1}/q_{k+1}} \dots$. In order to find the numerator p_k , consider the $q_k - 1$ angles $\vartheta, 2^{S_k}\vartheta, 2^{2S_k}\vartheta, \dots, 2^{(q_k-2)S_k}\vartheta$. Then p_k is the number of these angles that do not exceed ϑ .

If ϑ is periodic, then it is the angle of one of the two parameter rays landing at the root of a hyperbolic component. Here is a way to tell which of the two rays it is.

2.5. Lemma (Left or Right Ray)

Let $R(\vartheta)$ and $R(\vartheta')$ be the two parameter rays landing at the root of a hyperbolic component W of period $n \geq 2$, and suppose that $\vartheta < \vartheta'$. Let b and b' be the n -th entries in the binary expansions of ϑ and ϑ' . Then

- if the kneading sequence of W has n -th entry 0, then $b = 1$ and $b' = 0$;
- if the kneading sequence of W has n -th entry 1, then $b = 0$ and $b' = 1$.

For example, the hyperbolic component with internal address $1_{1/3} \rightarrow 3_{1/2} \rightarrow 4$ has kneading sequence $\overline{1100}$, and the parameter ray $R(4/15)$ lands at its root. The binary expansion of $4/15$ is $0.\overline{0100}$. The 4-th entries in the kneading sequence and in the binary expansion of $4/15$ are 0 and 0, so the second ray landing together with $R(4/15)$ has angle $\vartheta < 4/15$ (indeed, the second ray is $R(3/15)$).

We define the *width of the wake* of a hyperbolic component W as $|W| := |\vartheta' - \vartheta|$, where $P(\vartheta, \vartheta')$ is the parameter ray pair landing at the root of W . If W has period n , then the width of the p/q -subwake of W equals

$$|W_{p/q}| = |W|(2^n - 1)^2 / (2^{qn} - 1); \quad (1)$$

see [BKS, Proposition 9.34].

The following result complements the interpretation of internal addresses as road descriptions by saying that whenever the path from the origin to a parameter $c \in \mathcal{M}$ branches off from the main road, an entry in the internal address is generated: the way to most parameters $c \in \mathcal{M}$ traverses infinitely many hyperbolic components, but most of them are traversed “straight on” and left into the $1/2$ -limb.

2.6. Proposition (Sublimbs Other Than $1/2$ in Internal Address)

If a parameter $c \in \mathbb{C}$ is contained in the subwake of a hyperbolic component W in internal angle other than $1/2$, then W occurs in the internal address of c . More precisely, the period of W occurs in the internal address, and the truncation of the angled internal address of c up to this period describes exactly the component W .

PROOF. Let n be the period of W . If W does not occur in the internal address of c , then the internal address of c must have an entry $n' < n$ corresponding to a hyperbolic component W' in the wake of W . Denoting the width of W' by $|W'|$, we have $|W'| \geq 1/(2^{n'} - 1)$. By (1), the width of the p/q -subwake of W is $|W|(2^n - 1)^2 / (2^{qn} - 1)$, so we must have

$$1/(2^{n'} - 1) \leq |W|(2^n - 1)^2 / (2^{qn} - 1) < (2^n - 1)^2 / (2^{qn} - 1)$$

or $2^{qn} - 1 < (2^{n'} - 1)(2^n - 1)^2 < (2^n - 1)^3 < 2^{3n} - 1$, hence $q < 3$. \square

The internal address of a parameter c also says whether or not this parameter is renormalizable:

2.7. Proposition (Internal Address and Renormalization)

Let $c \in \mathcal{M}$ be a parameter with internal address $(S_0)_{p_0/q_0} \rightarrow \dots \rightarrow (S_k)_{p_k/q_k} \dots$

- *c is simply renormalizable of period n if and only if there is a k with $S_k = n$ and $n|S_{k'}$ for $k' \geq k$;*
- *c is crossed renormalizable of period n if and only if there is an m strictly dividing n so that $S_k = m$ for an appropriate k and all $S_{k'}$ with $k' > k$ are proper multiples of n (in particular, n does not occur in the internal address). In this case, the crossing point of the little Julia sets has period m .*

We can also describe combinatorially whether any given parameter rays $R(\vartheta)$ and $R(\vartheta')$ can land at the same point in \mathcal{M} : a necessary condition is that they have the same angled internal address. If $\nu(\vartheta) = \nu(\vartheta')$ is periodic, the both rays land on the boundary of the same hyperbolic component. Otherwise, both rays accumulate at the same combinatorial class. As soon as it is known that this combinatorial class consists of a single point (which would imply that \mathcal{M} was locally connected at that point [Sch2]), then both rays land at the same point.

3. PROOFS ABOUT INTERNAL ADDRESSES

Now we give the proofs of the results stated so far; most of them go back to [LS]. Many of the proofs are based on the concept of *long internal addresses*, which show that even though internal addresses themselves are a compact road description, they encode refinements to arbitrary detail. Parameter ray pairs have a partial order as follows: $P(\vartheta_1, \vartheta'_1) < P(\vartheta_2, \vartheta'_2)$ iff $P(\vartheta_1, \vartheta'_1)$ separates $P(\vartheta_2, \vartheta'_2)$ from the origin $c = 0$, or equivalently from $c = 1/4$, the landing point of the ray pair $P(0, 1)$. It will be convenient to say $P(0, 1) < P(\vartheta, \vartheta')$ for every ray pair $P(\vartheta, \vartheta') \neq P(0, 1)$. For every parameter $c \in \mathbb{C}$, the set of parameter ray pairs separating c from the origin is totally ordered (by definition, this set always includes the pair $P(0, 1)$ as its minimum). A similar partial order can be defined for dynamic ray pairs for every $c \in \mathcal{M}$.

3.1. Definition (Long Internal Address in the Mandelbrot Set)

For a parameter ray $c \in \mathbb{C}$, consider the set of periodic parameter ray pairs which separate c from the origin, totally ordered as described above; the long internal address of c is the collection of periods of these ray pairs with the same total order.

The long internal address always starts with the entry 1, and it is usually infinite and not well-ordered. For most $c \in \mathbb{C}$, many periods appear several times on the long internal address (which means that several ray pairs of equal period separate c from the origin).

One useful feature of internal addresses is that they completely encode the associated long internal addresses. The following proposition is in fact algorithmic, as its proof shows.

3.2. Proposition (Long Internal Address Encoded in Internal Address)

Any internal address completely encodes the associated long internal address.

PROOF. The internal address is a strictly increasing (finite or infinite) sequence of integers, each of which comes with an associated \star -periodic kneading sequence. If it is the internal address of some $c \in \mathbb{C}$, then each entry in the internal address represents a parameter ray pair with this period. Corollary 1.7 describes the least period of a periodic parameter ray pair which separates any two given parameter ray pairs, and it also describes the kneading sequence of the ray pair of least period. This allows us to

inductively find the periods of all parameter ray pairs of given maximal periods which separate c from the origin, together with the order and kneading sequences of these ray pairs, and in the limit determines the long internal address. \square

REMARK. Of course, it makes perfect sense to speak of an *angled long internal address*, which is a long internal address in which all entries (except the last, if there is a last entry) are decorated with the bifurcation angles of the sublimb containing the parameter associated with this address. All entries with angles different from $1/2$ are already contained in the “short” internal address by Proposition 2.6, so the angled internal address completely encodes the angled long internal address.

PROOF OF THEOREM 1.10 (COMPLETENESS OF ANGLED INTERNAL ADDRESSES). Since combinatorial classes are based upon periodic parameter ray pairs, it suffices to prove the claim for periodic ray pairs and thus for hyperbolic components. If the claim is false, then there is a least period S_k for which there are two different hyperbolic components W and W' of period S_k that share the same angled internal address $(S_1)_{p_1/q_1} \rightarrow \dots \rightarrow (S_{k-1})_{p_{k-1}/q_{k-1}} \rightarrow S_k$. By minimality of S_k , the ray pair of period S_{k-1} is the same in both internal addresses.

By the Branch Theorem (see [DH] or [Sch2, Theorem 3.1]), there are three possibilities: either (1) W is contained in the wake of W' (or vice versa), or (2) there is a hyperbolic component W_* so that W and W' are in two different of its sublimbs, or (3) there is a Misiurewicz-Thurston point c_* so that W and W' are in two different of its sublimbs.

(1) In the first case, there must be a parameter ray pair of period less than S_k separating W and W' by Lavaurs' Lemma. This ray pair would have to occur in the internal address of W' (between entries S_{k-1} and S_k) but not of W , and this is a contradiction.

(2) The second possibility is handled by angled internal addresses: at least one of W or W' must be contained in a sublimb of W_* other than the $1/2$ -sublimb, so by Proposition 2.6, W_* must occur in the internal address, and the angles at W_* in the angled internal address distinguish W and W' .

(3) The case of a Misiurewicz-Thurston c_* point needs more attention. The parameter c_* is the landing point of $k \geq 3$ parameter rays $R(\vartheta_1) \dots R(\vartheta_k)$ at preperiodic angles.

By Proposition 3.2, W and W' have the same long internal address, and by minimality of S_k there is no hyperbolic component W^* of period less than S_k in a sublimb of c^* so that $W \subset \mathcal{W}_{W^*}$.

Let $P(\vartheta, \vartheta')$ be the parameter ray pair landing at the root of W and let c be the center of W . In the dynamics of p_c , there is a characteristic preperiodic point w which is the landing point of the dynamic rays $R_c(\vartheta_1), \dots, R_c(\vartheta_K)$ (the definition of characteristic preperiodic points is in analogy to the definition of characteristic periodic points after

Theorem 1.1; the existence of the characteristic preperiodic point w is well known (“The Correspondence Theorem”); see e.g., [BKS, Theorem 9.4] or [Sch2, Theorem 2.1]). We use the Hubbard tree T_c of p_c in the original sense of Douady and Hubbard [DH]. Let $I \subset T_c$ be the arc connecting w to c .

If the restriction $p_c^{\circ S_k}|_I$ is not injective, then let $n \leq S_k$ be maximal so that $p_c^{\circ(n-1)}|_I$ is injective. There is a sub-arc $I' \subset I$ starting at w so that $p_c^{\circ n}|_{I'}$ is injective and $p_c^{\circ n}(I')$ connects $p_c^{\circ n}(w)$ with c . If $n = S_k$ then $I' = I$ because c is an endpoint of $p_c^{\circ n}(I)$, a contradiction; thus $n < S_k$. Since w is characteristic, this implies that $p_c^{\circ n}(I') \supset I'$, so there is a fixed point z of $p_c^{\circ n}$ on I' . If z is not characteristic, then the characteristic point on the orbit of z is between z and c . In any case, we have a hyperbolic component W^* of period $n < S_k$ in a sublimb of c^* so that $W \subset \mathcal{W}_{W^*}$ (again by Theorem 1.1), and this is a contradiction.

It follows that the restriction $p_c^{\circ S_k}|_I$ is injective. There is a unique component of $\mathbb{C} \setminus (R_c(2^{S_k}\vartheta_1) \cup \dots \cup R_c(2^{S_k}\vartheta_k) \cup \{p_c^{\circ S_k}(w)\})$ that contains $p_c^{\circ S_k}(I)$: it is the component containing c and the dynamic ray pair $P_c(\vartheta, \vartheta')$, and thus also the dynamic rays $R_c(\vartheta_1), \dots, R_c(\vartheta_k)$, so this component is uniquely specified by the external angles of c_* . But by injectivity of $p_c^{\circ S_k}|_I$, this also uniquely specifies the component of $\mathbb{C} \setminus (R_c(\vartheta_1) \cup \dots \cup R_c(\vartheta_k) \cup \{z\})$ that must contain I and hence c . In other words, the subwake of c_* containing W (and, by symmetry, W') is uniquely specified. \square

PROOF OF LEMMA 2.1 (ESTIMATES ON DENOMINATORS). The angled internal address $(S_0)_{p_0/q_0} \rightarrow (S_1)_{p_1/q_1} \rightarrow \dots \rightarrow (S_k)_{p_k/q_k} \rightarrow (S_{k+1})_{p_{k+1}/q_{k+1}} \dots$, when truncated at periods S_k , describes a sequence of hyperbolic components W_k of periods S_k . If W_{k+1} is contained in the p_k/q_k -sublimb of W_k , then we have $S_{k+1} \leq q_k S_k$ (otherwise an entry $q_k S_k$ would be generated in the internal address); thus $q_k \geq S_{k+1}/S_k$. The other inequality follows from (1): the width of the wake of W_{k+1} cannot exceed the width of the p_k/q_k -subwake of W_k , so $1/(2^{S_{k+1}} - 1) \leq (2^{S_k} - 1)^2/(2^{q_k S_k} - 1)$ or

$$2^{q_k S_k} - 1 \leq (2^{S_{k+1}} - 1)(2^{S_k} - 1)^2 < 2^{S_{k+1} + 2S_k} - 1,$$

hence $S_{k+1} > (q_k - 2)S_k$ or $q_k < S_{k+1}/S_k + 2$.

It remains to show that whenever S_{k+1}/S_k is an integer, it equals q_k : there are associated parameter ray pairs $P(\vartheta_k, \vartheta'_k)$ of period S_k and $P(\vartheta_{k+1}, \vartheta'_{k+1})$ of period S_{k+1} , and the limiting kneading sequences $\lim_{\varphi \searrow \vartheta_k} \nu(\varphi)$ and $\lim_{\varphi \nearrow \vartheta_{k+1}} \nu(\varphi)$ are periodic of period S_k and S_{k+1} ; both can be viewed as being periodic of period S_{k+1} . Since they correspond to adjacent entries in the internal address, these ray pairs cannot be separated by a ray pair of period up to S_{k+1} , so both limiting kneading sequences are equal. Therefore, Corollary 1.7 implies that the two ray pairs are not separated by any periodic parameter ray pair. If W_{k+1} was not a bifurcation from W_k , then it would have to be in some subwake of W_k whose boundary would be some ray pair separating $P(\vartheta_k, \vartheta'_k)$ from $P(\vartheta_{k+1}, \vartheta'_{k+1})$; this is not the case. So let p_k/q_k be the bifurcation angle from W_k to W_{k+1} ; then the corresponding periods satisfy $S_{k+1} = q_k S_k$ as claimed. \square

In the following lemma, we use the function ρ_ν as defined before Lemma 2.2.

3.3. Lemma (Intermediate Ray Pair of Lowest Period)

Let $P(\vartheta_k, \vartheta'_k)$ and $P(\vartheta_{k+1}, \vartheta'_{k+1})$ be two periodic parameter ray pairs with periods $S_k < S_{k+1}$ and suppose that $P(\vartheta_k, \vartheta'_k)$ separates $P(\vartheta_{k+1}, \vartheta'_{k+1})$ from the origin. Write $S_{k+1} = aS_k + r$ with $r \in \{1, \dots, S_k\}$. Let S be the least period of a ray pair separating $P(\vartheta_k, \vartheta'_k)$ from $P(\vartheta_{k+1}, \vartheta'_{k+1})$. If $S_{k+1} < S \leq (a+1)S_k$, then $S = aS_k + \rho_\nu(r)$, where ν is any kneading sequence that has the same initial S_k entries as $\nu(\vartheta_{k+1}) = \nu(\vartheta'_{k+1})$.

PROOF. Let B and R denote the initial blocks in $\mathcal{A}(\nu(\vartheta_k)) = \mathcal{A}(\nu(\vartheta'_k))$ consisting of the first S_k or r entries, respectively. Then $\mathcal{A}(\nu(\vartheta_k)) = \overline{B}$. Since $S > S_{k+1}$, Corollary 1.7 implies $\overline{\mathcal{A}(\nu(\vartheta_{k+1}))} = \overline{B^a R}$. Therefore, S is the position of the first difference between \overline{B} and $\overline{B^a R}$, and $S - aS_k$ is the position of the first difference between \overline{B} and $\overline{RB^a}$. Since $S \leq (a+1)S_k$, this difference occurs among the first S_k symbols, and these are specified by B and RB . Since R is the initial segment of B of length r , $S - aS_k$ equals $\rho_\nu(r)$ for any sequence ν that starts with B . \square

PROOF OF LEMMA 2.2 (FINDING DENOMINATORS). The internal address (without angles) uniquely determines the long internal address by Proposition 3.2. The entry S_k occurs in the internal address and the subsequent entry in the long internal address is $q_k S_k$, so the denominators are uniquely encoded (and depend only on the $q_k S_k$ initial entries in the kneading sequence). Recall the bound $S_{k+1} \leq q_k S_k < S_{k+1} + 2S_k$ from Lemma 2.1.

Write again $S_{k+1} = aS_k + r$ with $r \in \{1, \dots, S_k\}$. If $r = S_k$, then S_{k+1} is divisible by S_k and $q_k = S_{k+1}/S_k$ by Lemma 2.1, and this is what our formula predicts. Otherwise, we have $q_k \in \{a+1, a+2\}$. Below, we will find the lowest period S' between S_k and S_{k+1} , then the lowest period S'' between S_k and S' , and so on (of course, the ‘‘between’’ refers to the order of the associated ray pairs). This procedure must eventually reach the bifurcating period $q_k S_k$. If $q_k S_k = (a+1)S_k$, then one of the periods S', S'', \dots must eventually equal $(a+1)S_k$. If not, the sequence S', S'', \dots skips $(a+1)S_k$, and then necessarily $q_k S_k = (a+2)S_k$.

We can use Lemma 3.3 for this purpose: we have $S' = aS_k + \rho_\nu(r)$, then $S'' = aS_k + \rho_\nu(\rho_\nu(r))$ etc. until the entries reach or exceed $aS_k + S_k$: if the entries reach $aS_k + S_k$, then $q_k = a+1$; if not, then $q_k > a+1$, and the only choice is $q_k = a+2$. \square

PROOF OF THEOREM 2.3 (NUMERATORS ARBITRARY). We prove a stronger statement: given a hyperbolic component W of period n , then we can combinatorially determine for any $s' > 1$ how many components of period up to s' are contained in the wake \mathcal{W}_W , how the wakes of all these components are nested, and what the widths of their wakes are; all we need to know about W are the width of its wake and its internal address (without angles). In particular, these data encode how the internal address of

the component W can be continued within \mathcal{M} . This proves the theorem (and it also shows that the width of the wake of W is determined by the internal address of W).

For any period s , the number of periodic angles of period s or dividing s within any interval of \mathbb{S}^1 of length δ is either $\lfloor \delta/(2^s - 1) \rfloor$ or $\lceil \delta/(2^s - 1) \rceil$ (the closest integers above and below $\delta/(2^s - 1)$). If the interval of length δ is the wake of a hyperbolic component, then the corresponding parameter rays land in pairs, and the correct number of angles is the unique even integer among $\lfloor \delta/(2^s - 1) \rfloor$ and $\lceil \delta/(2^s - 1) \rceil$. This argument uniquely determines the exact number of hyperbolic components of any period within any wake of given width.

There is a unique component W_s of lowest period s , say, in \mathcal{W}_W (if there were two such components, then this would imply the existence of at least one parameter ray of period less than s and thus of a component of period less than s). The width of \mathcal{W}_{W_s} is exactly $1/(2^s - 1)$ (this is the minimal possible width, and greater widths would imply the existence of a component with period less than s).

Now suppose we know the number of components of periods up to s' within the wake \mathcal{W}_W , together with the widths of all their wakes and how these wakes are nested. The wake boundaries of period up to s' decompose \mathcal{W}_W into finitely many components. Some of these components are wakes; the others are complements of wakes within other wakes. We can uniquely determine the number of components of period $s' + 1$ within each of these wakes (using the widths of these wakes), and then also within each complementary component outside of some of the wakes (simply by calculating differences). Each wake and each complementary component can contain at most one component of period $s' + 1$ by Theorem 1.10. The long internal addresses tell us which wakes of period $s' + 1$ contain which other wakes, and from this we can determine the widths of the wakes of period $s' + 1$. This provides all information for period $s' + 1$, and this way we can continue inductively and prove the claimed statement.

Starting with the unique component of period 1, it follows that the width of a wake \mathcal{W}_W is determined uniquely by the internal address of W . \square

PROOF OF LEMMA 2.4 (FINDING NUMERATORS). We only need to find the numerator p_k if $q_k \geq 3$. Let W_k be the unique hyperbolic component with angled internal address $(S_0)_{p_0/q_0} \rightarrow \dots \rightarrow (S_k)$ and let $P(\vartheta_k, \vartheta'_k)$ be the ray pair bounding its wake \mathcal{W}_{W_k} . Let W'_k be the component with angled internal address $(S_0)_{p_0/q_0} \rightarrow \dots \rightarrow (S_k)_{p_k/q_k} \rightarrow q_k S_k$; it is an immediate bifurcation from W_k .

By Theorem 1.1, every $c \in \mathcal{W}_{W_k}$ has a repelling periodic point z_c which is the landing point of the characteristic dynamic ray pair $P_c(\vartheta_k, \vartheta'_k)$; we find it convenient to describe our proof in such a dynamic plane, even though the result is purely combinatorial. Let Θ be the set of angles of rays landing at z_c ; this is the same for all $c \in \mathcal{W}_{W_k}$. Especially if $c \in W'_k$, it is well known and easy to see that Θ contains exactly q_k elements, the first return map of z_c permutes the corresponding rays transitively and their combinatorial rotation number is p_k/q_k . These rays disconnect \mathbb{C} into q_k sectors which can be labelled

$V_0, V_1, \dots, V_{q_k-1}$ so that the first return map of z_c sends V_j homeomorphically onto V_{j+1} for $j = 1, 2, \dots, q_k - 2$, and so that V_1 contains the critical value and V_0 contains the critical point and the ray $R_c(0)$. Finally, under the first return map of z_c , points in V_0 near z_c map into V_1 , and points in V_{q_k-1} near z_c map into V_0 . The number of sectors between V_0 and V_1 in the counterclockwise cyclic order at z_c is then $p_k - 1$, where p_k is the numerator in the combinatorial rotation number. These statements can also be proved directly for all $c \in \mathcal{W}_{W_k}$ using the defining property of characteristic ray pairs.

Now suppose the dynamic ray $R_c(\vartheta)$ contains the critical value or lands at it. Then $R_c(\vartheta) \in V_1$, and $R_c(2^{(j-1)S_k}\vartheta) \in V_j$ for $j = 1, 2, \dots, q_k-1$. Counting the sectors between V_0 and V_1 means counting the rays $R_c(\vartheta), R_c(2^{S_k}\vartheta), \dots, R_c(2^{(q_k-2)S_k}\vartheta)$ in these sectors, and this means counting the angles $\vartheta, 2^{S_k}\vartheta, \dots, 2^{(q_k-2)S_k}\vartheta$ in $(0, \vartheta)$. The numerator p_k exceeds this number by one, and this equals the number of angles $\vartheta, 2^{S_k}\vartheta, \dots, 2^{(q_k-2)S_k}\vartheta$ in $(0, \vartheta]$. \square

PROOF OF LEMMA 2.5 (LEFT OR RIGHT RAY). The n -th entry in the kneading sequence of $\nu(\vartheta)$ is determined by the position of the angle $2^{n-1}\vartheta \in \{\vartheta/2, (\vartheta+1)/2\}$. The n -th entry in the kneading sequence of W equals the n -th entry in the kneading sequence of $\tilde{\vartheta}$ for $\tilde{\vartheta}$ slightly greater than ϑ (for ϑ' , we use an angle $\tilde{\vartheta}'$ slightly smaller than $\tilde{\vartheta}$); this is 1 if and only if $2^{n-1}\vartheta = \vartheta/2$ and 0 otherwise. But $2^{n-1}\vartheta = \vartheta/2$ implies $2^{n-1}\vartheta \in (0, 1/2)$, hence $b = 0$, while $2^{n-1}\vartheta = (\vartheta+1)/2$ implies $2^{n-1}\vartheta \in (1/2, 1)$ and $b = 1$. The reasoning for ϑ' is similar. \square

PROOF OF PROPOSITION 2.7 (INTERNAL ADDRESS AND RENORMALIZATION). We only discuss the case of simple renormalization (the case of crossed renormalization is treated in [RS, Corollary 4.2]).

Fix a hyperbolic component W of period n . Let \mathcal{M}_W be the component of n -renormalizable parameters in \mathcal{M} containing W (all $c \in W$ are n -renormalizable), and let $\Psi_W: \mathcal{M} \rightarrow \mathcal{M}_W$ be the tuning homeomorphism; see [Ha, M3, M2] or [BKS, Section 10]. Let $1 \rightarrow S_1 \rightarrow \dots \rightarrow S_k = n$ be the internal address of W . Then the internal address of every $c \in \mathcal{M}_W$ starts with $1 \rightarrow S_1 \rightarrow \dots \rightarrow S_k = n$ because \mathcal{M}_W contains no hyperbolic component of period less than n , so points in \mathcal{M}_W are not separated from each other by parameter ray pairs of period less than n . All hyperbolic components within \mathcal{M}_W , and thus all ray pairs separating points in \mathcal{M}_W , have periods that are multiples of n , so all internal addresses of parameters within \mathcal{M}_W have the form $1 \rightarrow S_1 \rightarrow \dots \rightarrow S_k \rightarrow S_{k+1} \dots$ so that all $S_m \geq n$ are divisible by n . In fact, if $c \in \mathcal{M}$ has internal address $1 \rightarrow S'_1 \rightarrow \dots \rightarrow S'_{k'} \dots$, then it is not hard to see that the internal address of $\Psi_W(c)$ is $1 \rightarrow S_1 \rightarrow \dots \rightarrow n \rightarrow nS'_1 \rightarrow \dots \rightarrow nS'_{k'} \dots$ (hyperbolic components of period S' in \mathcal{M} map to hyperbolic components of period nS' in \mathcal{M}_W , and all ray pairs separating points in \mathcal{M}_W are associated to hyperbolic components in \mathcal{M}_W that are images under Ψ_W).

For the converse, we need dyadic Misiurewicz-Thurston parameters: these are by definition the landing points of parameter rays $R(\vartheta)$ with $\vartheta = m/2^k$; dynamically, these are the parameters for which the singular orbit is strictly preperiodic and terminates at the β fixed point. If $\vartheta = m/2^k$, then the kneading sequence $\nu(\vartheta)$ has only entries 0 from position $k + 1$, so the internal address of $\nu(\vartheta)$ contains all integers that are at least $2k - 1$. But the internal address of $\nu(\vartheta)$ from Algorithm 1.5 equals the internal address of $R(\vartheta)$ in parameter space (Proposition 1.6), and the landing point of $R(\vartheta)$ has the same internal address. Therefore, the internal address of any dyadic Misiurewicz-Thurston parameter contains all sufficiently large positive integers.

Suppose the internal address of some $c \in \mathcal{M}$ has the form $1 \rightarrow S_1 \rightarrow \dots \rightarrow S_k \rightarrow S_{k+1} \dots$ with $S_k = n$ and all $S_m \geq n$ are divisible by n . There is a component W with address $1 \rightarrow S_1 \rightarrow \dots \rightarrow S_k$ so that $c \in \mathcal{W}_W$. If $c \notin \mathcal{M}_W$, then c is separated from \mathcal{M}_W by a Misiurewicz-Thurston parameter $c_* \in \mathcal{M}_W$ which is the tuning image of a dyadic Misiurewicz-Thurston parameter (see [D1], [M2, Section 8], or [BKS, Corollary 9.27]). Therefore, the internal address of c_* contains all integers that are divisible by n and sufficiently large, say at least Kn . Let S be the first entry in the internal address of c that corresponds to a component “behind \mathcal{M}_W ” (so that it is separated from \mathcal{M}_W by c_*). The long internal address of c contains “behind” W only hyperbolic components of periods divisible by n , and this implies that before and after c_* there must be two components of equal period (greater than Kn) that are not separated by a ray pair of lower period. This contradicts Lavaurs’ Lemma. \square

REMARK. In Definition 1.9, we defined angled internal addresses in parameter space, but they can also be defined dynamically: the angles are combinatorial rotation numbers of rays landing at characteristic periodic points the periods of which occur in the internal address. This allows us to give more dynamic proofs of several theorems that we proved in parameter space. For instance, changing numerators has no impact on the question whether an angled internal address is realized in the complex plane (Theorem 2.3): for the Hubbard trees at centers of hyperbolic components, this simply changes the embedding of the tree, but not the question whether such a tree can be embedded (compare the discussion in [BKS, Corollary 4.11 and Lemma 16.9]). (The denominators are determined already by the internal address without angles; see Lemma 2.2). Similarly, the angled internal address completely determines a Hubbard tree with its embedding and thus the dynamics at the center of a hyperbolic component; this is Theorem 1.10: the (finite) angled internal address completely specifies every hyperbolic component.

4. NARROW COMPONENTS AND ADMISSIBILITY

Every component W of period n has an associated internal address (finite, ending with entry n); compare the remark before Definition 1.9. The component W also has

an associated periodic kneading sequence $\nu(W)$ consisting only of entries 0 and 1: one way of defining this is to take any parameter ray $R(\varphi)$ with irrational φ landing at ∂W ; then $\nu(W) := \nu(\varphi)$. Equivalently, let $P(\vartheta, \vartheta')$ be the parameter ray pair landing at the root of W ; then ϑ and ϑ' have period n and $\nu(\vartheta) = \nu(\vartheta')$ are \star -periodic of period n , and $\nu(W) = \mathcal{A}(\nu(\vartheta)) = \mathcal{A}(\nu(\vartheta'))$ (see Lemma 1.2 and Proposition 1.6). Of course, the internal address of W is the same as the internal address of $R(\varphi)$, $R(\vartheta)$, $R(\vartheta')$ or of φ , ϑ or ϑ' .

4.1. Definition (Narrow Component)

A hyperbolic component of period n is narrow if its wake contains no component of lower period, or equivalently if the wake has width $1/(2^n - 1)$.

REMARK. It follows directly from (1) that if W' is a bifurcation from another component W , then W' is narrow if and only if W has period 1.

If W, W' are two hyperbolic components of periods n and n' so that $W' \subset \mathcal{W}_W$, then we say that W' is *visible* from W if there exists no parameter ray pair of period less than n' that separates W and W' . If $n < n'$, then this is equivalent to the condition that the internal address of W' be formed by the internal address of W , extended by the entry n' .

4.2. Lemma (Visible Components from Narrow Component)

For every narrow hyperbolic component of period n , there are visible components of all periods greater than n . More precisely, every p/q sublimb contains exactly n visible components: exactly one component each of period $qn - (n - 1), qn - (n - 2), \dots, qn$.

PROOF. Let W be a narrow hyperbolic component of period n and consider its p/q -subwake. The visible components in this wake have periods at most qn . First we show that any two visible components within the p/q -subwake of W have different internal addresses. By way of contradiction, suppose there are two components W_1 and W_2 of equal period $m \leq qn$ with the same internal address. By Theorem 1.10 there must be another hyperbolic component W' in the same subwake of W so that W_1 and W_2 are in different p_1/q' - and p_2/q' -subwakes of W' with $q' \geq 3$ (different hyperbolic components with the same internal address must have different angled internal addresses). Let $n' > n$ be the period of W' . Then the width of these subwakes is, according to (1),

$$\begin{aligned} |W'| \frac{(2^{n'} - 1)^2}{2^{q'n'} - 1} &\leq |W| \frac{(2^n - 1)^2}{2^{qn} - 1} \cdot \frac{(2^{n'} - 1)^2}{2^{q'n'} - 1} = \frac{2^n - 1}{2^{qn} - 1} \cdot \frac{(2^{n'} - 1)^2}{2^{q'n'} - 1} \\ &< \frac{2^n (2^{(2-q')n'}) (1 - 2^{-q'n'})^{-1}}{2^{qn} - 1} \leq \frac{2^{(n-n')} \cdot 2}{2^{qn} - 1} \leq \frac{1}{2^{qn} - 1} \end{aligned}$$

because W' is contained in the p/q -wake of W . But this is not large enough to contain a component of period at most qn , a contradiction.

The next step is to prove that every subwake of W of denominator q contains exactly 2^k external rays with angles $a/(2^{(q-1)n+k} - 1)$ for $1 \leq k \leq n$, including the two rays bounding the wake. In fact, the width of the wake is $(2^n - 1)/(2^{qn} - 1)$, so the number of rays one expects by comparing widths of wakes is

$$\frac{(2^n - 1)(2^{(q-1)n+k} - 1)}{2^{qn} - 1} =: 2^k + \alpha,$$

where an easy calculation shows that $-1 \leq \alpha < 1$ and that $\alpha = -1$ can occur only for $k = n$. The actual number of rays can differ from this expected value by no more than one and is even, hence equal to 2^k . Moreover, no such ray of angle $a/(2^{(q-1)n+k} - 1)$ can have period smaller than $(q-1)n+k$ because it would land at a hyperbolic component of some period dividing $(q-1)n+k$ — but in the considered wake there would not be room enough to contain a second ray of equal period.

This shows that, for any $k \leq n$, the number of hyperbolic components of period $m = (q-1)n+k$ in any subwake of W of denominator q equals 2^{k-1} . They must all have different internal addresses. The single component of period $(q-1)n+1$ takes care of the case $k=1$, and its wake subdivides the p/q -subwake of W into two components. There are two components of period $(q-1)n+2$, and since their internal addresses are different, exactly one of them must be in the wake of the component of period $(q-1)n+1$, while the other is not; the latter one is visible from W . (The non-visible component is necessarily narrow, while the visible component may or may not be narrow.)

So far we have taken care of 3 components, and they subdivide the p/q -subwake of W into 4 components. Each component must contain one component of period $(q-1)n+3$, so exactly one of these components is visible from W , and so on. The argument continues as long as we have uniqueness of components for given internal addresses, which is for $k \leq n$. \square

4.3. Lemma (Narrow Visible Components from Narrow Component)

Suppose W and W' are two hyperbolic components of periods n and $n+s$ with $s > 0$ so that W is narrow and W' is visible from W . Let $k \in \{1, \dots, n-1, n\}$ be so that $s \equiv k$ modulo n . Then the question whether or not W' is narrow depends only on the first k entries in the kneading sequence of W (but not otherwise on W).

PROOF. By Lemma 4.2, every p/q -subwake of W contains exactly one visible hyperbolic component W_m of period $m = (q-1)n+k$ for $k = 1, 2, \dots, n$. Such a component W_m is narrow unless the wake \mathcal{W}_{W_m} contains a visible component $W_{m'}$ with $m' = (q-1)n+k'$ and $k' \in \{1, 2, \dots, k-1\}$. If there is such a component, let m' be so that the width $|W_{m'}|$ is maximal (i.e., W_m and $W_{m'}$ are not separated by a parameter ray pair of period less than m').

In order to find out whether the unique visible component $W_{m'}$ is contained in \mathcal{W}_{W_m} , we need to compare the kneading sequence ν associated to W with the kneading

sequence ν' “just before” $W_{m'}$ and find whether their first difference occurs at position m (according to Corollary 1.7, the position of the first difference is the least period of two ray pairs separating W and $W_{m'}$: if this difference occurs after entry m , then the ray pairs landing at the root of W_m do not separate W from $W_{m'}$; the difference cannot occur before entry m because of visibility of W_m and the choice of m').

By visibility of $W_{m'}$, the kneading sequences ν and ν' coincide for at least $m' > n$ entries. Eliminating these, we need to compare $\sigma^{m'}(\nu)$ with ν' for $m - m' = k - k' < n$ entries. Equivalently, we need to compare the first $k - k'$ entries in $\sigma^{k'}(\nu)$ with ν' or equivalently with ν : these are the entries $\nu_{k'+1} \dots \nu_k$ and $\nu_1 \dots \nu_{k-k'}$. But this comparison involves only the first k entries in ν . (The precise criterion is: W' is not narrow if and only if there is a $k' \in \{1, 2, \dots, k-1\}$ with $\rho(k') = k$.) \square

4.4. Proposition (Combinatorics of Purely Narrow Components)

Consider a hyperbolic component W with internal address $1 \rightarrow S_1 \rightarrow \dots \rightarrow S_k$ and associated kneading sequence ν . Suppose that $\nu_{S_i} = 0$ for $i = 1, 2, \dots, k$. Then W is narrow and for every $S_{k+1} > S_k$, there exists a hyperbolic component with internal address $1 \rightarrow S_1 \rightarrow \dots \rightarrow S_k \rightarrow S_{k+1}$; it is narrow if and only if $\nu_{S_{k+1}} = 1$.

PROOF. We prove the claim by induction on the length of internal addresses, starting with the address 1 of length 0. The associated component has period 1, it is narrow and has $\nu = \bar{1}$, and there is no condition on ν_{S_i} to check. For every $S_1 > 1$, there exists a hyperbolic component with internal address $1 \rightarrow S_1$ (these are components of period S_1 bifurcating immediately from the main cardioid). By the remark after Definition 4.1, these components are narrow, and indeed $\nu_{S_1} = 1$.

Now assume by induction that the claim is true for a narrow component W_{k-1} with internal addresses $1 \rightarrow S_1 \rightarrow \dots \rightarrow S_{k-1}$ of length $k-1$ and associated kneading sequence μ . We will prove the claim when W is a hyperbolic component with internal address $1 \rightarrow S_1 \rightarrow \dots \rightarrow S_{k-1} \rightarrow S_k$ of length k and with associated internal address ν so that $\nu_{S_k} = 0$. First we show that W is narrow: by the inductive hypothesis, it is narrow if and only if $\mu_{S_k} = 1$, but this is equivalent to $\nu_{S_k} = 0$ because ν and μ first differ at position S_k .

Consider some integer $S_{k+1} > S_k$. By Lemma 4.2, there exists another component W_{k+1} with internal address $1 \rightarrow S_1 \rightarrow \dots \rightarrow S_k \rightarrow S_{k+1}$. We need to show that it is narrow if and only if $\nu_{S_{k+1}} = 1$. If S_{k+1} is a proper multiple of S_k , then the assumption $\nu_{S_k} = 0$ implies $\nu_{S_{k+1}} = 0$, and we have to show that W_{k+1} is not narrow. Indeed, W_{k+1} is a bifurcation from W by Lemma 2.1, and by the remark after Definition 4.1 bifurcations are narrow if and only if they bifurcate from the period 1 component. We can thus write $S_{k+1} = qS_k + S'_{k+1}$ with $S'_{k+1} \in \{S_k + 1, S_k + 2, \dots, 2S_k - 1\}$.

Again by Lemma 4.2, there exists another component W'_{k+1} with internal address $1 \rightarrow S_1 \rightarrow \dots \rightarrow S_k \rightarrow S'_{k+1}$; by Lemma 4.3, it is narrow if and only if W_{k+1} is. But ν has period S_k , so $\nu_{S_{k+1}} = \nu_{S'_{k+1}}$ and the claim holds for S_{k+1} if and only if it holds

for S'_{k+1} . It thus suffices to restrict attention to the case $S_{k+1} < 2S_k$. Whether or not W_{k+1} is narrow is determined by the initial $S_{k+1} - S_k < S_k$ entries in ν .

Now we use the inductive hypothesis for W_{k-1} : there exists a component W' with address $1 \rightarrow S_1 \rightarrow \dots \rightarrow S_{k-1} \rightarrow (S_{k-1} + S_{k+1} - S_k)$, and it is narrow if and only if $\mu_{S_{k-1}+S_{k+1}-S_k} = 1$. The kneading sequences μ and ν first differ at position S_k , so their initial $S_{k+1} - S_k$ entries coincide. Therefore, by Lemma 4.3, the component W' is narrow if and only if W_{k+1} is. Therefore, W_{k+1} is narrow if and only if $\mu_{S_{k-1}+S_{k+1}-S_k} = 1$. Finally, we have

$$\nu_{S_{k+1}} = \nu_{S_{k+1}-S_k} = \mu_{S_{k+1}-S_k} = \mu_{S_{k-1}+S_{k+1}-S_k}$$

by periodicity of ν (period S_k) and of μ (period S_{k-1}) and because the first difference between ν and μ occurs at position $S_k > S_{k+1} - S_k$. This proves the proposition. \square

REMARK. We call a hyperbolic component W_{k+1} with internal address $1 \rightarrow S_1 \rightarrow \dots \rightarrow S_k \rightarrow S_{k+1}$ and associated kneading sequence ν *purely narrow* if $\nu_{S_i} = 0$ for $i = 1, 2, \dots, k+1$. Proposition 4.4 implies that this is equivalent to the condition that $1 \rightarrow S_1 \rightarrow \dots \rightarrow S_{i-1} \rightarrow S_i$ describes a narrow component for $i = 1, \dots, k+1$ (hence the name). The asymmetry in the statement of the proposition (for narrow components, the last entry in ν must be 1, rather than 0 for all earlier components) is because the condition is with respect to the kneading sequence of period S_k , not with respect to the sequence of period S_{k+1} associated to W_{k+1} .

REMARK. For every narrow hyperbolic component, the previous results allow to construct combinatorially the trees of visible components within any sublimb; for purely narrow components, the global tree structure can thus be reconstructed by what we call “growing of trees”: see Figure 3. These issues have been explored further by Kauko [Ka].

4.5. Lemma (Maximal Shift of Kneading Sequence)

For a kneading sequence ν (without \star) with associated internal address $1 \rightarrow S_1 \rightarrow \dots \rightarrow S_k \rightarrow \dots$, the following are equivalent:

- (1) no shift $\sigma^k(\nu)$ exceeds ν with respect to lexicographic ordering;
- (2) for every $r \geq 1$, $\nu_{\rho(r)} = 0$.

Every such kneading sequence is realized by a purely narrow hyperbolic component.

PROOF. Pick some $r \geq 1$. If $\nu_{\rho(r)} = 1$, then the entries $\nu_{r+1}\nu_{r+2}\dots\nu_{\rho(r)}$ exceed the entries $\nu_1\nu_2\dots\nu_{\rho(r)-r}$, hence $\sigma^r(\nu) > \nu$ in the lexicographic ordering; conversely, if $\nu_{\rho(r)} = 0$, then $\sigma^r(\nu) < \nu$. Thus both conditions are indeed equivalent.

By Proposition 4.4, it follows inductively that all internal addresses $1 \rightarrow S_1 \rightarrow \dots \rightarrow S_{k-1} \rightarrow S_k$ are realized by narrow components because the associated kneading sequence ν satisfies $\nu_{S_i} = \nu_{\rho(S_{i-1})} = 0$. \square

REMARK. The existence of kneading sequences as described in this lemma can also be derived from the general admissibility condition on kneading sequences, see [BKS, Corollary 5.20] (this is a more abstract and difficult, but also more general result). Schmeling observed that sequences that are maximal shifts with respect to the lexicographic order are exactly the fixed points of the map $\vartheta \mapsto \nu(\vartheta)$.

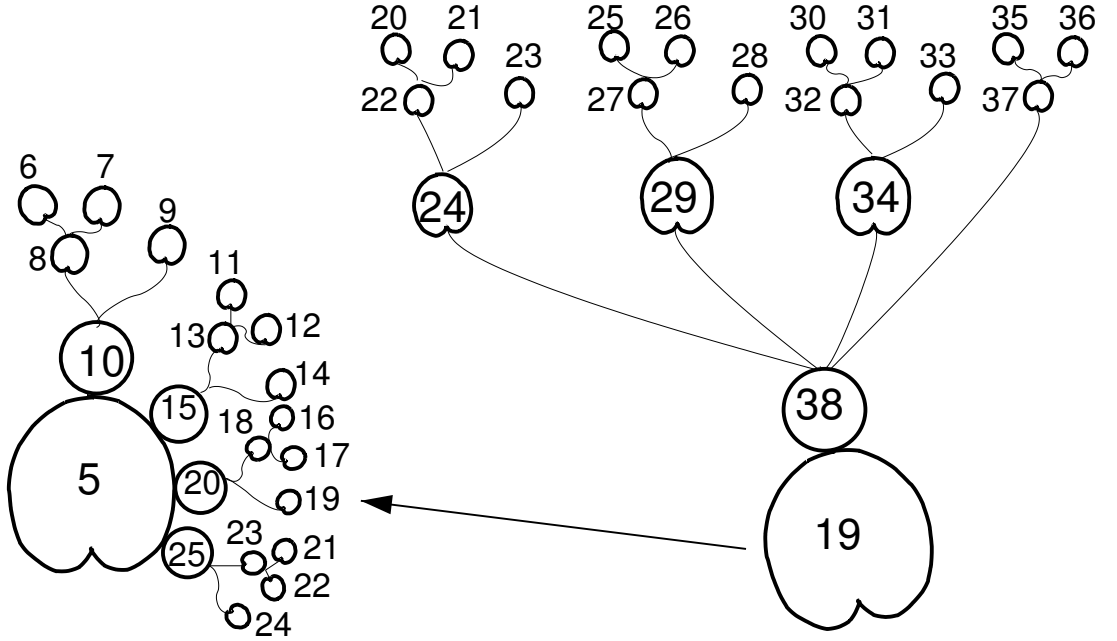


FIGURE 3. Left: For a narrow hyperbolic component W (here of period 5), the trees of visible components within any p/q - and p'/q' -subwake are the same when adding $(q' - q)n$ to the periods of all components in the p/q -subwake; this “translation principle” follows directly from Lemma 4.3, using just the combinatorics of internal addresses or kneading sequences (even the embeddings of the trees are the same; this follows from comparisons with dynamical planes). Right: if W' (here of period 19) is visible from W and both are narrow, then the tree of visible components within the $1/2$ -subwake of W' can be reconstructed from the trees of visible components within various subwakes of W : if n' and n are the periods of W' and W , then the tree formed by the visible components in the $1/2$ -subwake of W' of periods $n' + 1, \dots, 2n' - 1$ (excluding the bifurcating component of period n') equals the tree formed by the visible components of periods $n + 1, \dots, n + n' - 1$ in the $1/q$ -subwakes of W , adding $n' - n$ to all periods.

5. SYMBOLIC DYNAMICS AND PERMUTATIONS

We will now discuss permutations of periodic points of $p_c(z) = z^2 + c$. We make a brief excursion to algebra and describe our theorem first in algebraic terms (for readers that are less familiar with these algebraic formulations, we restate the result in Theorem 5.3). For $n \geq 1$, let $Q_n(z) := p_c^{\circ n}(z) - z$ (consider these as polynomials in z with coefficients in $\mathbb{C}[c]$). The roots of Q_n are periodic points of period dividing n , so we can factor them as

$$Q_n = \prod_{k|n} P_k ;$$

this product defines the P_k recursively, starting with $P_1 = Q_1$.

5.1. Theorem (Galois Groups of Polynomials)

For every $n \geq 1$, the polynomials P_n are irreducible over $\mathbb{C}[c]$. Their Galois groups G_n consist of all the permutations of the roots of P_n that commute with the dynamics of p_c . There is a short exact sequence

$$0 \longrightarrow (\mathbb{Z}_n)^{N_n} \longrightarrow G_n \longrightarrow S_{N_n} \longrightarrow 0 ,$$

where $\mathbb{Z}_n = \mathbb{Z}/n\mathbb{Z}$, N_n is the number of periodic orbits of exact period n for p_c with $c \in X_n$, and S_{N_n} is the symmetric group on N_n elements.

In this statement, the injections $(\mathbb{Z}_n)^{N_n} \rightarrow G_n$ correspond to independent cyclic permutations of the N_n orbits of period n , while the surjection is the projection from periodic points to periodic orbits and yields arbitrary permutations among the orbits. This theorem was derived independently by algebraic means in [Bo, MP].

A related statement in parameter space is still unsolved: consider the polynomials $\tilde{Q}_n(c) := p_c^{\circ n}(c) - c \in \mathbb{Z}[c]$. Their roots are parameters c for which the critical orbit is periodic of period dividing n (i.e., c is the center of a hyperbolic component of period n), so we can again factor as $\tilde{Q}_n = \prod_{k|n} \tilde{P}_k$ with $\tilde{P}_1 = \tilde{Q}_1$.

5.2. Conjecture (Galois Groups for Centers of Hyperbolic Components)

All \tilde{P}_n are irreducible over \mathbb{Q} , and their Galois groups are the full symmetric groups.

This would say that the centers of hyperbolic components of fixed period n have the maximal symmetry possible. Manning has confirmed this conjecture for low values of n by computer experiments (unpublished).

Our approach for proving Theorem 5.1 will be using analytic continuation, like in the proof of the Ruffini-Abel theorem. This will yield explicit paths along which analytic continuation yields any given permutations. For specific values of $c \in \mathbb{C}$, the P_n are polynomials in $\mathbb{C}[z]$ and factor over \mathbb{C} ; we write them as $P_n(c)$. Let

$$X_n := \{c \in \mathbb{C} : \text{all roots of } P_n(c) \text{ are simple}\} .$$

Then all periodic points of period n can be continued analytically through X_n , so the fundamental group of X_n (with respect to any basepoint) acts on periodic points by

analytic continuation. The question is which permutations can be so achieved. Of course, all permutations have to commute with the dynamics: if z is a periodic point of p_c , then any permutation π that is achieved by analytic continuation must have the property that $p_c(\pi(z)) = \pi(p_c(z))$. It turns out that this is the only condition.

5.3. Theorem (Analytic Continuation of Periodic Points)

For every period $n \geq 1$, analytic continuation in X_n induces all permutations among periodic points of exact period n that commute with the dynamics.

If z_0 is a double root of $P_n(c)$ for some $c \in \mathbb{C}$, then z_0 is also a double root of Q_n and $(d/dz)Q_n(z_0) = 0$, hence $\mu := (d/dz)p_c^{on}(z_0) = 1$. Here μ is the multiplier of the periodic orbit containing z_0 . It is well known that a quadratic polynomial can have at most one non-repelling cycle. If $\mu = 1$, there are two possibilities [DH, M2, Sch1]: every point on the non-repelling cycle is either a merger of two points on different orbits of the same exact period n , or it is a merger of one point of period k (so that k strictly divides n) and n/k points from one orbit of period n . In either case, c is the root of a hyperbolic component of period n : it is primitive in the first case and a satellite component in the second. Therefore, c is the landing point of a parameter ray $R(\vartheta)$, where $\vartheta = a/(2^n - 1)$ for some $a \in \{0, 1, \dots, 2^n - 2\}$. It follows that $\mathbb{C} \setminus X_n$ is finite, and all periodic points of period n can be continued analytically along curves in X_n (as roots of $P_n(c)$). (However, $\bigcup_n \overline{\mathbb{C} \setminus X_n} = \partial\mathcal{M}$: every $c \in \partial\mathcal{M}$ is a limit point of centers of hyperbolic components [DH], and it follows easily that the same is true for parabolics because for every $\varepsilon > 0$ almost every center has a parabolic parameter at distance less than ε).

5.4. Lemma (Local Coordinates Near Parabolic Parameters)

Let c_0 be the root of a hyperbolic component W of period n .

- *If W is primitive, then the parabolic orbit at c_0 is the merger of two periodic orbits of exact period n ; when c makes a small loop around c_0 , analytic continuation of both orbits interchanges them.*
- *If W is a satellite from a component of period k , then $q := n/k$ is an integer with $q \geq 2$, and the parabolic orbit at c_0 is the merger of one orbit of period n with one orbit of period k ; when c makes a small loop around c_0 , analytic continuation leaves the period k orbit unchanged and permutes the period n orbit cyclically. Specifically if $k = 1$, the period n orbit is permuted transitively.*

Every other periodic point of p_{c_0} is simple and on a repelling orbit, and it can be continued analytically in a neighborhood of c_0 .

PROOF. For the primitive case, see [Sch1, Lemma 5.1 and Corollary 5.7] or the proof of [M2, Lemma 4.2] (the fact that the two orbits are indeed interchanged is equivalent to the fact that no two hyperbolic components of equal period have common boundary points).

In the satellite case, the parabolic orbit of p_{c_0} has exact period k and breaks up under perturbation into one orbit of period n and one of period k (see e.g., [M2, Theorem 4.1] or [Sch1, Lemma 5.1]). The multiplier of the parabolic orbit is $\mu_0 = e^{2\pi ip/q}$ for some p coprime to q . Since $\mu_0 \neq 1$, the period k orbit can be continued analytically in a neighborhood of c_0 , so small loops around c_0 can act only on the orbit of period n ; any permutation of points on this orbit must commute with the dynamics, so only cyclic permutations are possible.

Perturbing c_0 to nearby parameters c , every parabolic periodic point breaks up into one point w of period k and q points of period n . These q points form, to leading order, a regular q -gon with center w because the first return map of w has the local form $z \mapsto \mu z$ with μ near $e^{2\pi ip/q}$. When c turns once around c_0 , analytic continuation induces a cyclic permutation among these q points of period n so that during the loop, the q points of period n continue to lie on (almost) regular q -gons. When the loop is completed, the vertices of the q -gon are restored, so the q -gon will rotate by s/q of a full turn, for some $s \geq 1$. If $s > 1$, then the period n orbit and its multiplier would be restored to leading order after c has completed $1/s$ -th of a turn, and since boundaries of hyperbolic components are smooth curves this would imply that c_0 was on the boundary of s hyperbolic components of period n . This is not the case by [DH], [M2, Sec. 6] or [Sch1, Corollary 5.7]. Therefore $s = 1$. \square

The fundamental group of X_n (with respect to any basepoint) acts on the set of periodic points of p_c of period n by analytic continuation. Set $X := \mathbb{C} \setminus (\mathcal{M} \cup \mathbb{R}^+)$: this is a simply connected subset of all X_n and will be used as a “fat basepoint” for the fundamental group of X_n .

For every $c \in X$ we will describe periodic points of p_c using symbolic dynamics: since $c \notin \mathcal{M}$, the critical value c is on the dynamic ray $R_c(\vartheta)$ for some $\vartheta \in \mathbb{S}^1$. Therefore the two dynamic rays $R_c(\vartheta/2)$ and $R_c((\vartheta+1)/2)$ both land at 0 and separate the complex plane into two open parts, say U_0 and U_1 so that $c \in U_1$ (see Figure 4). The partition boundary does not intersect the Julia set J_c of p_c , so we have $J_c \subset U_0 \cup U_1$. Every $z \in J_c$ has an associated *itinerary* $\tau_1\tau_2\tau_3\dots$, where $\tau_k \in \{0, 1\}$ so that $p_c^{\circ(k-1)}(z) \in U_{\tau_k}$.

5.5. Lemma (Permutations and Symbolic Dynamics)

Let c_0 be the landing point of the parameter ray $R(\vartheta)$, where $\vartheta = a/(2^n - 1)$. We consider the action of analytic continuation along a small loop around c_0 starting and ending at $R(\vartheta)$. Let W be the component of period n with root c_0 .

- If W is primitive, then analytic continuation along this loop interchanges the two periodic points with itineraries $\mathcal{A}(\nu(\vartheta))$ and $\overline{\mathcal{A}}(\nu(\vartheta))$.
- If W is a satellite component, then exactly one of the two itineraries $\mathcal{A}(\nu(\vartheta))$ and $\overline{\mathcal{A}}(\nu(\vartheta))$ has exact period n , and the periodic point with this itinerary is on the orbit that is affected by analytic continuation along the same loop.

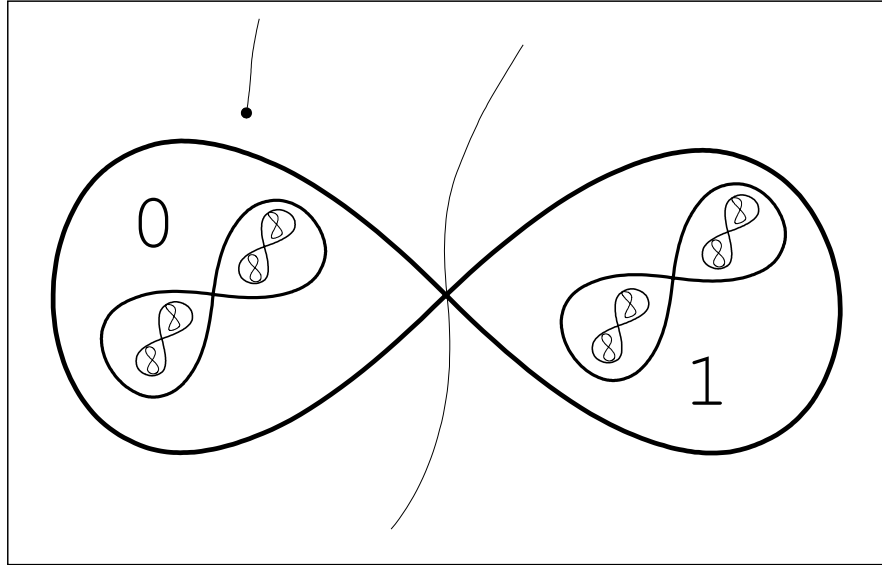


FIGURE 4. The partition for disconnected quadratic Julia sets is defined by the two dynamic rays that crash into the critical point; itineraries are defined with respect to this partition.

PROOF. Let $U \subset \mathbb{C}$ be a disk neighborhood of c_0 in which c_0 is the only puncture of X_n , and which intersects no parameter ray at n -periodic angles other than $R(\vartheta)$ and the second parameter ray landing at c_0 . Let $\gamma \subset X_n$ be the loop under consideration; assume it is small enough so that $\gamma \subset U$, and assume furthermore that γ does not intersect $R(\vartheta)$ except at its endpoints. For external angles $\vartheta_1 < \vartheta < \vartheta_2$ sufficiently close to ϑ , there are two parameters $c_{1,2} \in \gamma \setminus$ with $c_i \in R(\vartheta_i)$ for $i = 1, 2$ (the points c_1 are near the two ends of γ). For p_{c_1} and p_{c_2} , the periodic dynamic rays $R_{c_1}(\vartheta)$ and $R_{c_2}(\vartheta)$ land at repelling periodic points, say z_1 and z_2 .

Consider a curve of parameters within U tending from c_1 to c_0 avoiding $R(\vartheta)$. The analytic continuation of z_1 along this path tends to a periodic point z_0 of p_{c_0} that is either repelling or parabolic, and by [Sch1, Proposition 5.2] the dynamic ray $R_{c_0}(\vartheta)$ lands at z_0 (landing points of periodic rays depend continuously on the parameter whenever the rays land). Since the parabolic parameter c_0 is the landing point of $R(\vartheta)$, the dynamic ray $R_{c_0}(\vartheta)$ lands at the parabolic orbit ([DH]; see also [M2, Sch2]). Therefore z_1 (and similarly z_2) tend to the parabolic orbit when the parameter tends to c_0 . In the primitive case, Lemma 5.4 says that the analytic continuations of z_1 and z_2 are affected by analytic continuation along γ . In the satellite case, exactly one of the points z_1 and z_2 has exact period n , the other one has period dividing n , and the same is true for their itineraries. Again by Lemma 5.4, it is the period n orbit that is affected by analytic continuation. All that remains to be described are the itineraries of z_1 and z_2 .

For $i = 1, 2$, the itinerary of z_i within the Julia set of p_{c_i} equals the itinerary of ϑ with respect to ϑ_i , and these are equal to the limiting kneading sequences $\lim_{\varphi \nearrow \vartheta} \nu(\varphi)$ and $\lim_{\varphi \searrow \vartheta} \nu(\varphi)$, hence equal to $\mathcal{A}(\nu(\vartheta))$ and $\overline{\mathcal{A}}(\nu(\vartheta))$. They differ exactly at the n -th position within the period, so they have different numbers of symbols 0 within every period. Therefore analytic continuation within X does not move z_1 to z_2 , so both are on different orbits throughout X . \square

5.6. Proposition (Symmetric Permutation Group on Orbits)

Analytic continuation in X_n induces the full symmetric group on the set of periodic orbits of period n .

PROOF. The domain X_n is the complement of the finite set of roots of components of period n , and a loop around any of these roots affects at most two periodic orbits of period n ; if it does affect two orbits, then both orbits are interchanged. The permutation group among the periodic orbits of period n is thus generated by pair exchanges. As soon as it acts transitively, it is automatically the full symmetric group.

It thus suffices to show that any orbit of period n can be moved to the unique orbit containing the itinerary $\overline{11\dots 110}$. In fact, it suffices to show the following: suppose a periodic point has an itinerary containing at least two entries 0 during its period; then it can be moved to a periodic point whose itinerary has one entry 0 fewer per period. Repeated application will bring any periodic point onto the unique orbit with a single 0 per period, i.e., onto the orbit containing the itinerary $\overline{11\dots 110}$.

Now consider a periodic point z of period n and assume that its itinerary τ_z contains at least two entries 0 per period. Let τ be the maximal shift of τ_z (with respect to the lexicographic order), and let τ' be the same sequence in which the n -th entry (which is necessarily a 0 in τ) is replaced by a 1, again repeating the first n entries periodically. Then by Lemma 4.5 there is a narrow hyperbolic component W with associated kneading sequence $\nu(W) = \tau$. Let $R(\vartheta)$ be a parameter ray landing at the root of W ; then $\mathcal{A}(\nu(\vartheta)) = \nu(W)$, so the \star -periodic sequence $\nu(\vartheta)$ coincides with τ and τ' for $n - 1$ entries. The component W is primitive: by the remark after Definition 4.1, a narrow component that is not primitive must bifurcate from the period 1 component, and it would then have internal address $1 \rightarrow n$ and kneading sequence with a single entry 0 in the period. Let c_0 be the root of W . Then by Lemma 5.5, a small loop around c_0 interchanges the periodic points with itineraries τ and τ' . This is exactly the statement we need: we found a loop along which analytic continuation turns z into a periodic point whose itinerary has one entry 0 fewer per period. \square

PROOF OF THEOREM 5.3. Analytic continuation can achieve only permutations that commute with the dynamics. To see that all of them can actually be achieved, it suffices to specify one loop in X_n that permutes one orbit transitively and leaves all

other orbits (of the same period) unchanged: together with transitive permutations of all orbits, this generates all permutations that commute with the dynamics.

Let c_0 be the landing point of the parameter ray $R(1/(2^n - 1))$; it is the bifurcation point from the period 1 component to a component of period n . According to Lemma 5.4, a small loop around c_0 induces a transitive permutation on a single orbit of period n and leaves all other orbits unchanged. This is exactly what is needed to prove the claim. \square

5.7. Corollary (Riemann Surface of Periodic Points)

For every $n \geq 1$, the analytic curve

$$\{(c, z) : c \in X_n \text{ and } z \text{ is a periodic under } p_c \text{ of exact period } n\}$$

is connected, i.e., it is a Riemann surface.

These results can be extended to preperiodic points as follows [Mü].

5.8. Corollary (Permutations of Preperiodic Points)

Consider the set of preperiodic points that take exactly k iterations to become periodic of period n . For all positive integers k and n , analytic continuation along appropriate curves in \mathbb{C} achieves all permutations that commute with the dynamics.

PROOF. The parameter ray $R(\vartheta_{k,n})$ with $\vartheta_{k,n} = 1/(2^k 2^{(n-1)})$ lands at a Misiurewicz-Thurston-parameter $c_{k,n}$ for which the dynamic ray $R_{c_{k,n}}(\vartheta)$ lands at the critical value. We have $\nu_{k,n} := \nu(\vartheta_{k,n}) = 11 \dots 1 \overline{11 \dots 10} = 1^k \overline{1^{n-1}0}$. A small loop around $c_{k,n}$ interchanges the two preperiodic points with itineraries $0\nu_{k,n}$ and $1\nu_{k,n}$ (these are the two preimage itineraries of the critical values): every periodic point can be continued analytically in a sufficiently small neighborhood of $c_{k,n}$ and all points on their backwards orbit as long as taking preimages does not involve the critical value. It follows that small loops around $c_{k,n}$ interchange the preperiodic points with itineraries $\tau 0\nu_{k,n}$ and $\tau 1\nu_{k,n}$ for every finite sequence τ over $\{0, 1\}$.

Consider a preperiodic point z with itinerary $\tau 1 \overline{1^{n-1}0}$, where τ is an arbitrary string over $\{0, 1\}$ of length $k - 1$ (the entry after τ must be 1, or the periodic part in the itinerary would start earlier). If τ has at least one entry 0, there is a value k' so that a small loop around $c_{k',n}$ turns the last entry 0 within τ into an entry 1. Repeating this a finite number of times, z can be continued analytically into the preperiodic point with itinerary $\nu_{k,n}$. Analytic continuation thus acts transitively on the set of preperiodic points with itineraries $\tau 1 \overline{1^{n-1}0}$, for all 2^{k-1} sequences τ of length $k - 1$. Since this is achieved by pair exchanges, the full symmetric group on these points is realized.

Two preperiodic points z, z' of p_c are on the same grand orbit if $p_c^{on}(z) = p_c^{on'}(z')$ for some positive integers n, n' . In terms of symbolic dynamics, this is the case if they have the same period, and the periodic parts of their itineraries are cyclic permutations of each other. A permutation of preperiodic points of preperiod k and period n on the

same grand orbit commutes with the dynamics if and only if it induces the same cyclic permutations on the periodic parts of the orbit.

For the grand orbit containing the point with itinerary $\overline{1^{n-1}0}$, all permutations that commute with the dynamics can thus be achieved by analytic continuation around Misiurewicz-Thurston parameters $c_{k,n}$ and the root of the hyperbolic component $1_{1/n} \rightarrow n$ (a loop around the latter induces a transitive cyclic permutation of the periodic orbit containing the periodic point with itinerary $\overline{1^{n-1}0}$).

Since analytic continuation induces the full symmetric group on the set of grand orbits, the claim follows. \square

Note that any permutation of preperiodic points of preperiod k and period n induces a permutation of preperiodic points of preperiod in $\{k-1, k-2, \dots, 1, 0\}$ and period n . Analytic continuation takes place in X_n from which finitely many Misiurewicz-Thurston points are removed (and there is an ambiguity at centers of hyperbolic components of period n : the critical point should count both as a periodic point and a preperiodic point of preperiod 1).

Analogous results can also be derived for the families of *unicritical polynomials*, parametrized in the form $z \mapsto z^d + c$ for $d \geq 2$. Again, analytic continuation allows us to achieve all permutations of periodic points that commute with the dynamics; for details, see [LS, Section 12]. Note that the analogous statement for general degree d polynomials is much weaker: the bigger the space of maps, the easier it is to achieve permutations by analytic continuation.

A related study was done by Blanchard, Devaney, Keen [BDK]: analytic continuation in the shift locus of degree d polynomials realizes all automorphisms of the shift over d symbols (in the special case of $d = 2$, this corresponds to a loop around \mathcal{M} , and this interchanges all entries 0 and 1 in itineraries; indeed, this is the only non-trivial automorphism of the 2-shift).

A simple space where not all permutations can be achieved is the space of quadratic polynomials, parametrized as $z \mapsto \lambda z(1-z)$ with $\lambda \in \mathbb{C}$: the two fixed points are $z = 0$ and $z = 1 - 1/\lambda$ and they cannot be permuted by analytic continuation. This is related to the fact that the λ -space is not a true parameter space; every affine conjugacy class of quadratic polynomials is represented twice: the λ -space is the double cover over the true parameter space (written as $z \mapsto z^2 + c$) that distinguishes the two fixed points. We know of no parameter space of rational maps that is a true parameter space in which analytic continuation cannot achieve all permutations that commute with the dynamics.

ACKNOWLEDGEMENTS. Much of this work goes back to joint discussions with Eike Lau and the common preprint [LS]. We would like to express our gratitude to him. We also gratefully acknowledge helpful and interesting discussions with Christoph Bandt, Henk Bruin, John Hubbard, Karsten Keller, Misha Lyubich, John Milnor, and Chris Penrose.

REFERENCES

- [BDK] Paul Blanchard, Robert Devaney, Linda Keen, *The dynamics of complex polynomials and automorphisms of the shift*, Invent. Math. **104** (1991), 545–180.
- [Bo] Thierry Bousch, *Sur quelques problèmes de la dynamique holomorphe*, Thesis, Université de Paris-Sud (1992).
- [BF] Bodil Branner, Nuria Fagella, *Homeomorphisms between limbs of the Mandelbrot set*. J. Geom. Anal. **9** 3 (1999), 327–390.
- [BKS] Henk Bruin, Alexandra Kaffl, Dierk Schleicher, *Symbolic Dynamics of Quadratic Polynomials*, manuscript.
- [D1] Adrien Douady, *Algorithms for computing angles in the Mandelbrot set*, in: Chaotic dynamics and fractals. Acad. Press (1986).
- [D2] Adrien Douady, *Descriptions of compact sets in \mathbb{C}* , in: Topological Methods in Modern Mathematics, Publish or Perish (1993) 429–465.
- [DH] Adrien Douady, John Hubbard, *Études dynamique des polynômes complexes I & II*, Publ. Math. Orsay. (1984-85) (*The Orsay notes*).
- [Ha] Peter Haissinsky, *Modulation dans l'ensemble de Mandelbrot*. Tan Lei (ed.), *The Mandelbrot set, theme and variations*, Cambridge University Press **274** (2000) 37–65.
- [HY] John Hubbard, *Local connectivity of Julia sets and bifurcation loci: Three theorems of J.-C. Yoccoz*, In: Topological Methods in Modern Mathematics, Publish or Perish (1993) 467–511.
- [Ka] Virpi Kauko, *Trees of visible components in the Mandelbrot set*, Fund. Math. **164** (2000) 41–60.
- [LS] Eike Lau, Dierk Schleicher, *Internal addresses in the Mandelbrot set and irreducibility of polynomials*, Stony Brook Preprint **19** (1994).
- [M1] John Milnor, *Dynamics in one complex variable. Introductory lectures*, Third edition, Princeton University Press (2005).
- [M2] John Milnor, *Periodic orbits, external rays, and the Mandelbrot set: an expository account*. Astérisque **261** (2000) 277–333.
- [M3] John Milnor, *Local connectivity of Julia sets: expository lectures*. In: Tan Lei (ed.), *The Mandelbrot set, theme and variations*, London Math. Soc. Lecture Note Ser. **274**, Cambridge Univ. Press, Cambridge (2000), 67–116.
- [MP] Patrick Morton, P. Patel, *The Galois theory of periodic points of polynomial maps*, Proc. Lond. Math Soc. (3) **68** (1994), 225–263.
- [Mü] Heidrun Mündlein, *Permutationen vorperiodischer Punkte bei Iteration unikritischer Polynome* (permutations of preperiodic points under iteration of unicritical polynomials). Diploma thesis, Technische Universität München (1997).
- [Pe] Chris Penrose, *On quotients of shifts associated with dendrite Julia sets of quadratic polynomials*, Thesis, University of Coventry, (1994).
- [Ri] Johannes Riedl, *Arcs in Multibrot Sets, Locally Connected Julia Sets and Their Construction by Quasiconformal Surgery*. PhD thesis, Technische Universität München (2000).
- [RS] Johannes Riedl, Dierk Schleicher, *On the locus of crossed renormalization*. In: *Proceedings of the Research Institute of Mathematical Sciences, Kyoto* **4** (1998), 21–54.
- [Sch1] Dierk Schleicher, *Rational external rays of the Mandelbrot set*, Astérisque **261** (2000) 405–443.
- [Sch2] Dierk Schleicher, *On fibers and local connectivity of Mandelbrot and Multibrot sets*. In: M. Lapidus, M. van Frankenhuisen (eds): *Fractal Geometry and Applications: A Jubilee of Benoit Mandelbrot*. Proceedings of Symposia in Pure Mathematics **72**, American Mathematical Society (2004), 477–507.
- [T] William Thurston, *On the geometry of iterated rational maps*, Preprint Princeton Univ. (1985).