



**HAL**  
open science

# Theoretical study of H-abstraction reactions by H-atoms from selected oxygenated polycyclic aromatic hydrocarbons (OPAHs)

Juan-Carlos Lizardo-Huerta, Sonia Taamalli, Kanika Sood, Laurent Gasnot, Florent Louis, Abderrahman El Bakali, Luc-Sy Tran

## ► To cite this version:

Juan-Carlos Lizardo-Huerta, Sonia Taamalli, Kanika Sood, Laurent Gasnot, Florent Louis, et al.. Theoretical study of H-abstraction reactions by H-atoms from selected oxygenated polycyclic aromatic hydrocarbons (OPAHs). RSC Poster Twitter Conference, Mar 2022, London, United Kingdom. hal-03597993

**HAL Id: hal-03597993**

**<https://hal.science/hal-03597993v1>**

Submitted on 21 Mar 2022

**HAL** is a multi-disciplinary open access archive for the deposit and dissemination of scientific research documents, whether they are published or not. The documents may come from teaching and research institutions in France or abroad, or from public or private research centers.

L'archive ouverte pluridisciplinaire **HAL**, est destinée au dépôt et à la diffusion de documents scientifiques de niveau recherche, publiés ou non, émanant des établissements d'enseignement et de recherche français ou étrangers, des laboratoires publics ou privés.



# Theoretical study of H-abstraction reactions by H-atoms from selected oxygenated polycyclic aromatic hydrocarbons (OPAHs)

Juan Carlos LIZARDO-HUERTA, Sonia TAAMALLI, Kanika SOOD, Laurent GASNOT, Florent LOUIS, Abderrahman EL BAKALI, Luc-Sy TRAN

Univ. Lille, CNRS, UMR 8522, Physico-Chimie des Processus de Combustion et de l'Atmosphère – PC2A, F-59000 Lille, France ([juancarlos.lizardohuerta@univ-lille.fr](mailto:juancarlos.lizardohuerta@univ-lille.fr))

## Context

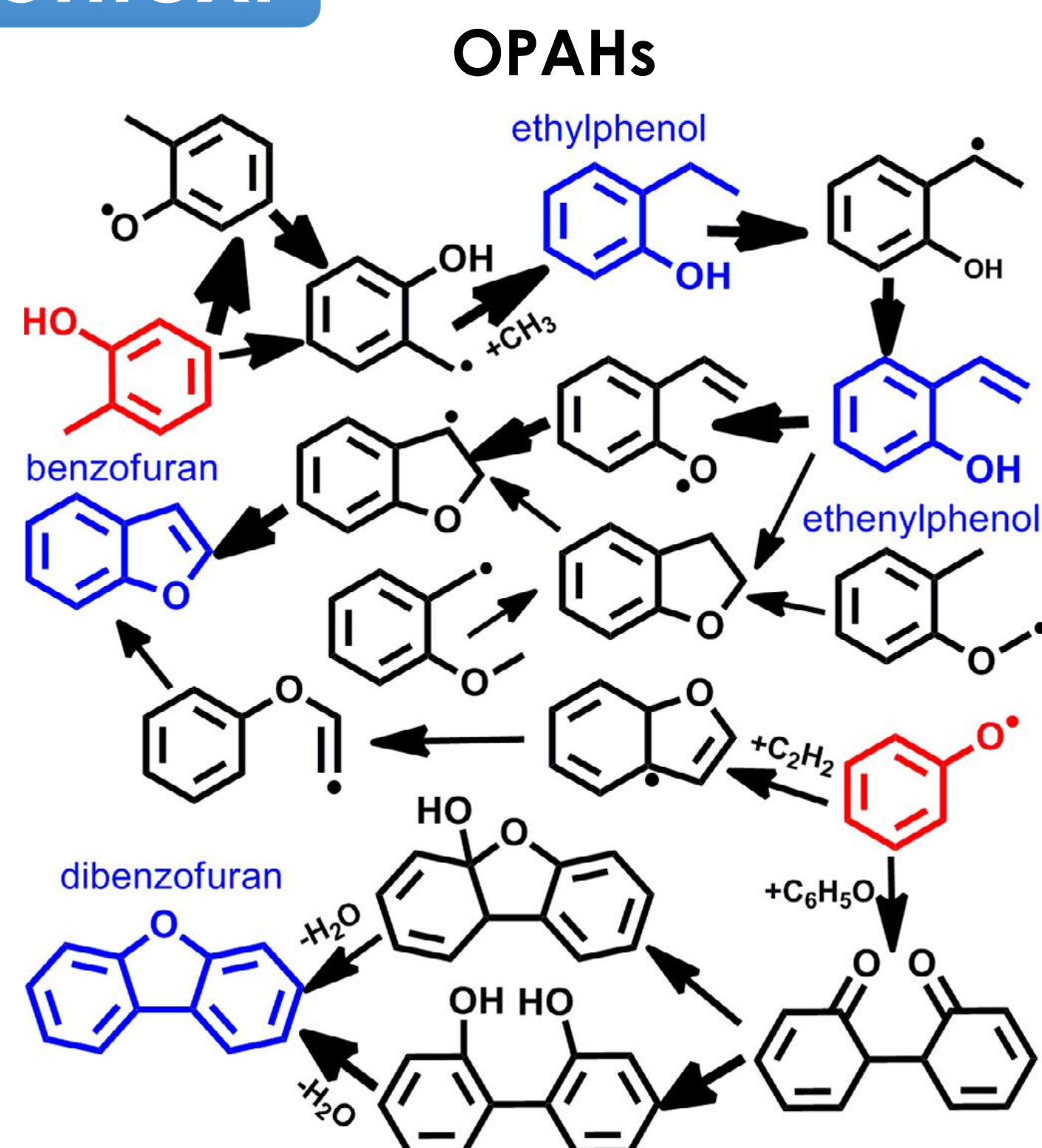
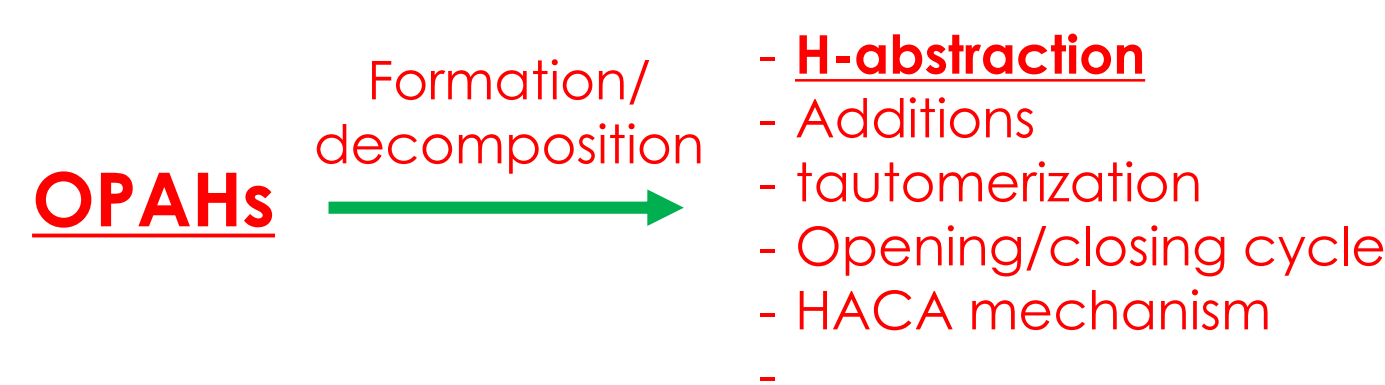


Figure 1: Reaction network for the formation of some OPAHs [1].

- OPAHs are formed during the incomplete combustion processes of hydrocarbons, biofuels and biomass.
- Recent studies show a significantly higher toxicity for OPAHs than for conventional polycyclic aromatic hydrocarbons (PAHs).
- Despite this concern, the fundamental principles of OPAHs chemistry are still not well understood, which explains why current combustion kinetic models do not incorporate an adequate mechanism of their formation and decomposition, and are rather oriented towards the formation of small OPAHs (2-3 cycles).



## Quantum chemical calculations: Gaussian 16, MOLPRO

- Optimisation + frequencies: CAM-B3LYP/6-311++G(d,p)
  - CBS limit energy: CCSD(T)-F12a/cc-pV(D+T)Z
- $$E_{\text{CBS}} = \{ (E_{\text{large}} - E_{\text{small}})F + E_{\text{small}} \} \quad [2]$$
- with  $F = 1.3638$  (CCSD-F12 corr) and  $1.6084$  ((T) contribution)  $\rightarrow$  calculated in this work.

## Thermokinetic data: ThermRot [3]

- The rate constants were determined from the Transition State Theory (TST):

$$k(T) = \kappa \sigma \frac{k_B T}{h} \frac{Q_{\text{TS}}(T)}{Q_{\text{R}}(T)} \exp\left(-\frac{E_0}{RT}\right)$$

- Rate coefficients were fitted over the temperatures ( $\alpha$ ,  $n$ ,  $E_a$ ) range 500 - 2000 K, with a three parameters Arrhenius expressions:

$$k(T) = AT^n \exp\left(-\frac{E_a}{RT}\right)$$

## Symbols:

- $Q_{\text{R}}$ ;  $Q_{\text{TS}}$ : global partition function of reactants and TSs;
- $E_0$ : barrier height at 0K;
- $\kappa$ : transmission coefficient (Eckart 1-D);
- $\sigma$ : reaction path degeneracy.

## Aim

Calculate and evaluate the kinetic constants for the H-abstraction reactions from selected OPAHs

## Structural properties

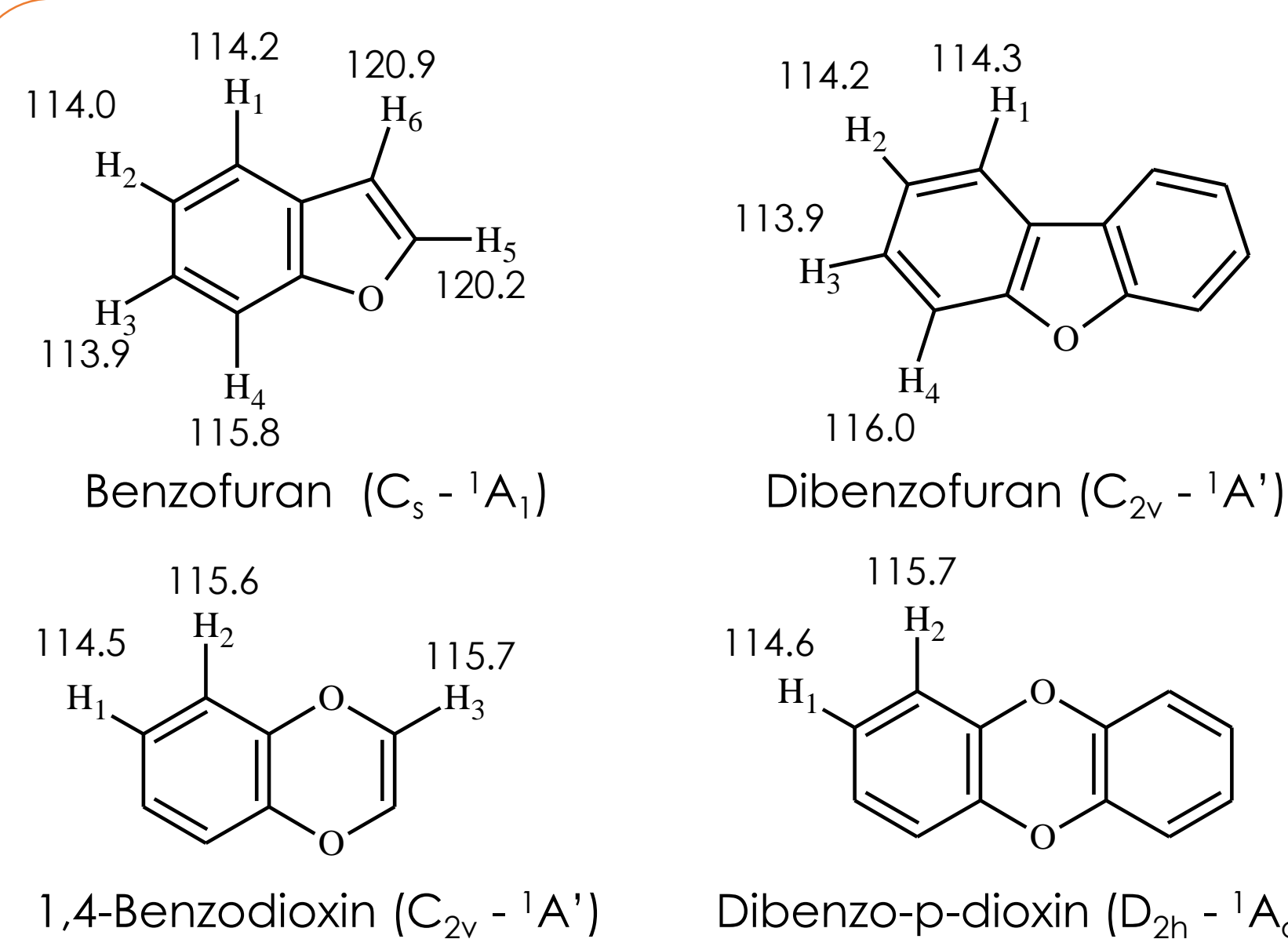


Figure 2: BDE at 298 K (in kcal mol<sup>-1</sup>) calculated at CCSD(T)-F12/CBS//CAM-B3LYP/6-311++G(d,p) level of theory of OPAHs studied.

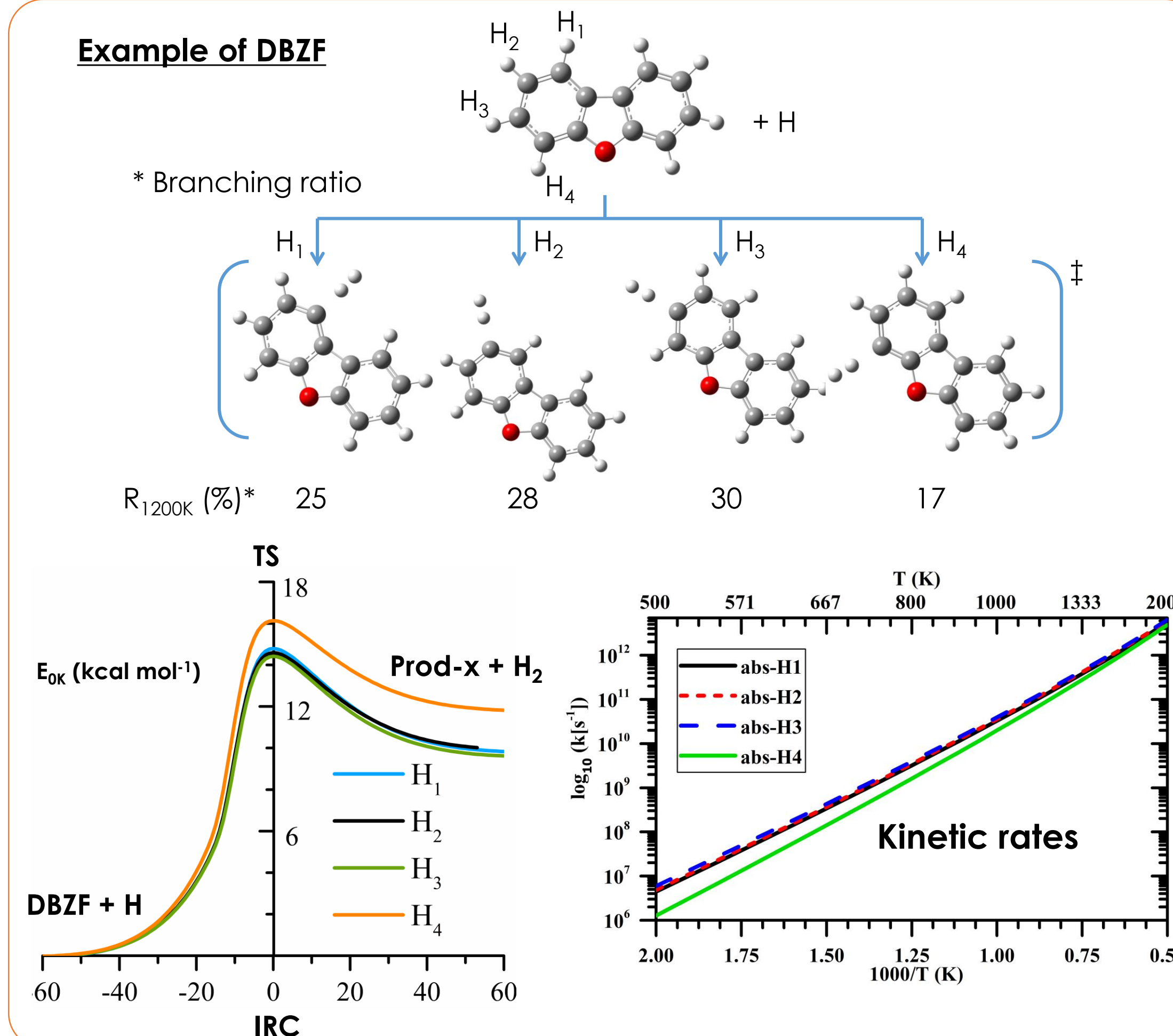
## Looking for analogous abstraction sites (C-H BDEs):

- **Group 1**  $\rightarrow$  close to the benzene's C-H BDEs and without the influence of the O-atom ( $H_1 - H_3$  in BZF and DBZF, and  $H_1$  in BZD and DBZD);
- **group 2**  $\rightarrow$  C-H bonded to the carbon located in the  $\beta$ -position with respect to the oxygen atom ( $H_4$  in BZF and DBZF,  $H_2$  in BZD and DBZD);
- **group 3**  $\rightarrow$  C-H bonded to the carbon located in the dioxin ring ( $H_3$  in BZD) and
- **group 4**  $\rightarrow$  C-H in the furan ring ( $H_5$  and  $H_6$  in BZF).

OPAHs	Symmetry number	Number of unique sites	Reaction path degeneracy ( $\sigma$ )
Benzofuran	1	6 (1,2,3,4,5,6)	1
Dibenzofuran	2	4 (1,2,3,4)	2
1,4-Benzodioxin	2	3 (1,2,3)	2
Dibenzo-p-dioxin	4	2 (1,2)	4

Table 1: Symmetry number, number of unique H-abstraction sites, and the reaction path degeneracy of studied OPAHs.

## Energy barriers and kinetic constants



## Validation of calculated kinetic constants

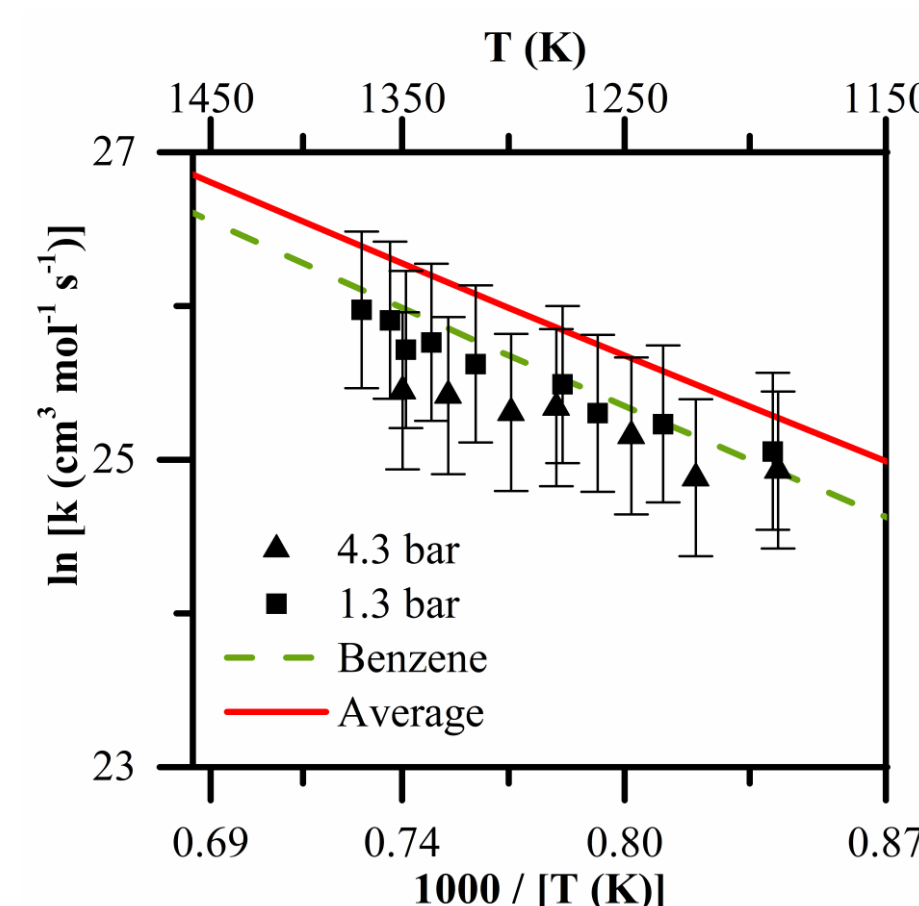


Figure 3: Experimental (symbols) [4] and calculated in this work (dash dotted) for benzene and compared to average rate constants (solid line) for H-abstraction of H-benzene type (group 1).

In general the values obtained in this work are in good agreement for the evaluated range of temperature

## Kinetic parameters (per transferable H-atom)

H-type	$k = A T^n \exp(-E_a/RT)$			$k_{1200K}$	$R_{1200K}$ (%)
	A	n	$E_a$		
<b>Benzofuran (BZF)</b>					
$H_1$ (g1)	$9.36 \times 10^6$	2.16	14600	$9.18 \times 10^{10}$	23
$H_2$ (g1)	$8.74 \times 10^6$	2.17	14310	$10.4 \times 10^{10}$	25
$H_3$ (g1)	$8.06 \times 10^6$	2.18	14240	$10.6 \times 10^{10}$	26
$H_4$ (g2)	$1.64 \times 10^7$	2.11	15960	$6.38 \times 10^{10}$	16
$H_5$ (g4)	$4.71 \times 10^7$	2.05	20160	$2.06 \times 10^{10}$	5
$H_6$ (g4)	$8.83 \times 10^7$	1.96	20220	$2.00 \times 10^{10}$	5
<b>Dibenzofuran (DBZF)</b>					
$H_1$ (g1)	$8.52 \times 10^6$	2.16	14460	$8.88 \times 10^{10}$	25
$H_2$ (g1)	$9.25 \times 10^6$	2.16	14470	$9.59 \times 10^{10}$	28
$H_3$ (g1)	$7.58 \times 10^6$	2.19	14210	$10.8 \times 10^{10}$	30
$H_4$ (g2)	$1.72 \times 10^7$	2.10	16060	$5.98 \times 10^{10}$	17
<b>1,4-benzodioxin (BZD)</b>					
$H_1$ (g1)	$1.08 \times 10^7$	2.17	14770	$10.6 \times 10^{10}$	50
$H_2$ (g2)	$1.58 \times 10^7$	2.12	15680	$7.42 \times 10^{10}$	35
$H_3$ (g3)	$7.66 \times 10^6$	2.17	16930	$3.04 \times 10^{10}$	15
<b>Dibenzo-p-dioxin (DBZD)</b>					
$H_1$ (g1)	$1.33 \times 10^7$	2.17	14800	$12.9 \times 10^{10}$	64
$H_2$ (g2)	$1.61 \times 10^7$	2.11	15730	$6.90 \times 10^{10}$	36
<b>Average values (per abstracted H-atom)</b>					
Group 1	$8.03 \times 10^6$	2.19	14440	$10.4 \times 10^{10}$	
Group 2	$1.51 \times 10^7$	2.12	15820	$6.69 \times 10^{10}$	
Group 3	$7.66 \times 10^6$	2.17	16930	$3.04 \times 10^{10}$	
Group 4	$6.45 \times 10^7$	2.01	20190	$2.10 \times 10^{10}$	

Table 2: Kinetic constants (k) for a temperature range of 500 to 2000 K and branching ratio at 1200 K computed at CCSD(T)-F12/CBS level of theory. Units are in cm, mol, s and cal.

## Conclusion

- We have studied the H-abstractions reaction of some OPAHs (two benzofurans and two benzodioxins) by H-atoms in a systematic way.
- With respect to the BDEs of the C-H bonds, we have classified the possible H-abstraction sites into four groups.
- We have calculated and evaluated the kinetic constants for the H-abstraction reactions for each of these H-atoms thereby deducing the average values for each type of the H-abstracted atom.

## Reference

- [1] W. Yuan, T. Li, Y. Li, M. Zeng, Y. Zhang, J. Zou, C. Cao, W. Li, J. Yang, F. Qi, *Combust. Flame*. 201 (2019) 187–199.
- [2] D.W. Schwenke, *J. Chem. Phys.* 122 (2004) 014107.
- [3] J.C. Lizardo-Huerta, B. Sirjean, R. Bounaceur, R. Fournet, *Phys. Chem. Chem. Phys.* 18 (2016) 12231–12251.
- [4] B.R. Giri, T. Bentz, H. Hippler, M. Olzmann, *Z. Für Phys. Chem.* 223 (2009) 539–549.

## Acknowledgments

- This work was supported by the I-SITE ULNE through the "Biofuel-Soot" project (R-JEUNES-19-010-TRAN).
- High performance computing resources were provided by the Centre de Ressources Informatiques (CRI) of the University of Lille and IDRIS under the allocation 2020-101578 made by GENCI.
- We appreciated the support from the French ANR agency Contract No. ANR-11-LABX-0005 "Chemical and Physical Properties of the Atmosphere" (CAPPa).
- The authors thank the Région Hauts-de-France, and the Ministère de l'Enseignement Supérieur et de la Recherche (CPER Climibio), and the European Fund for Regional Economic Development for their support.