



**HAL**  
open science

## **Obesity and emergency care in the French CONSTANCES cohort**

Anne-Laure Feral-Pierssens, Claire Carette, Claire Rives-Lange, Joane Matta, Marcel Goldberg, Philippe Juvin, Marie Zins, Sebastien Czernichow

### ► **To cite this version:**

Anne-Laure Feral-Pierssens, Claire Carette, Claire Rives-Lange, Joane Matta, Marcel Goldberg, et al.. Obesity and emergency care in the French CONSTANCES cohort. PLoS ONE, 2018, 13 (3), pp.e0194831. <10.1371/journal.pone.0194831>. <hal-03596441>

**HAL Id: hal-03596441**

**<https://hal.science/hal-03596441v1>**

Submitted on 6 Jun 2023

**HAL** is a multi-disciplinary open access archive for the deposit and dissemination of scientific research documents, whether they are published or not. The documents may come from teaching and research institutions in France or abroad, or from public or private research centers.

L'archive ouverte pluridisciplinaire **HAL**, est destinée au dépôt et à la diffusion de documents scientifiques de niveau recherche, publiés ou non, émanant des établissements d'enseignement et de recherche français ou étrangers, des laboratoires publics ou privés.



HAL Authorization

RESEARCH ARTICLE


# Obesity and emergency care in the French CONSTANCES cohort

Anne-Laure Feral-Pierssens<sup>1,2\*</sup>, Claire Carette<sup>3</sup>, Claire Rives-Lange<sup>3,4</sup>, Joane Matta<sup>5</sup>, Marcel Goldberg<sup>1,4</sup>, Philippe Juvin<sup>2,4</sup>, Marie Zins<sup>1,4</sup>, Sebastien Czernichow<sup>3,4,6</sup>

**1** Population-based Epidemiological Cohorts Unit, INSERM UMS 11, Villejuif, France, **2** Assistance Publique Hôpitaux de Paris, Emergency Department, Georges Pompidou european Hospital, Paris, France, **3** Assistance Publique Hôpitaux de Paris, Nutrition Department, Georges Pompidou european Hospital, Centre Spécialisé Obésité IdF, Paris, France, **4** Paris Descartes University, Paris, France, **5** Nutrition Department, Faculty of Agricultural and Food Sciences, Holy Spirit University, Jounieh, Lebanon, **6** INSERM, UMR 1153 Epidemiology and Biostatistics Sorbonne Paris Cité Center (CRESS), METHODS team, Paris, France

☞ These authors contributed equally to this work.

\* [anne-laure.feral-pierssens@aphp.fr](mailto:anne-laure.feral-pierssens@aphp.fr)



**OPEN ACCESS**

**Citation:** Feral-Pierssens A-L, Carette C, Rives-Lange C, Matta J, Goldberg M, Juvin P, et al. (2018) Obesity and emergency care in the French CONSTANCES cohort. PLoS ONE 13(3): e0194831. <https://doi.org/10.1371/journal.pone.0194831>

**Editor:** Yu Ru Kou, National Yang-Ming University, TAIWAN

**Received:** December 24, 2017

**Accepted:** March 9, 2018

**Published:** March 26, 2018

**Copyright:** © 2018 Feral-Pierssens et al. This is an open access article distributed under the terms of the [Creative Commons Attribution License](https://creativecommons.org/licenses/by/4.0/), which permits unrestricted use, distribution, and reproduction in any medium, provided the original author and source are credited.

**Data Availability Statement:** The data used are from the Constances cohort, kindly transferred to us for the purpose of this study. Public access to the data is restricted, both as they contain sensitive and identifying patient personal information, and due to legal restrictions imposed by the CNIL. In France, all computer data (including databases, in particular patient data) are protected by the National Commission on Informatics and Liberty (CNIL), the national data protection authority for France. CNIL is an independent French administrative regulatory body whose mission is to ensure that data privacy law is applied to the

## Abstract

### Context

Obese patients are raising specific questions in emergency care such as equipment issues or urgent procedures. Even though obesity prevalence and subsequent health expenditure are increasing worldwide, there is scarce literature about their specific resource utilization of Emergency Departments (ED). These few studies do not take into account both socio-economic situation and comorbidities which are well-known factors influencing healthcare use. Our objective was to assess the emergency care resource utilization of obese individuals (Body Mass Index (BMI)  $\geq 30\text{kg.m}^{-2}$ ) compared to normal-weight individuals taking into account comorbidities and social-economic situations.

### Methods

The French CONSTANCES epidemiologic cohort is a randomly selected sample of French adults. Participants data are linked to the National Health Insurance Database collecting all medical acts. The rate of ED visits of obese (and each obesity class) and normal-weight participants were compared considering confounding factors (comorbidities, various socio-economic data). The primary endpoint was to have visited the ED between 2010 and 2013. Sex-separated analysis and multivariate logistic regression models were performed and adjusted odds-ratios [OR] (95% Confidence Intervals [CI]) were calculated.

### Results

We included 21,035 normal-weight and 5,003 obese participants. Obese participants visited the ED more often than normal-weight participants (men: 30.5% vs. 26.7%; women: 30.3% vs. 24.4%,  $P < 0.001$ ). Obese participants presented more comorbidities and a lower socio-economic situation than normal-weight participants. After adjustment, obese participants had a higher risk of visiting ED (men: OR = 1.18; 95% CI: 1.04–1.33; and women: OR =

collection, storage, and use of personal data. Constances has a data sharing policy and will make the data available upon request to qualified researchers who have first gained legal authorization from CNIL to access the data. CONSTANCES investigators may be contacted at [contact@constances.fr](mailto:contact@constances.fr).

**Funding:** The CONSTANCES Cohort Study was funded by the Caisse nationale d'assurance maladie des travailleurs salariés (CNAMTS), the french Ministry of Health, the Council of the Ile de France Region, and by the Cohorts TGIR IReSP-ISP INSERM (Ministère de la santé et des sports, Ministère délégué à la recherche, Institut national de la santé et de la recherche médicale, Institut national du cancer et Caisse nationale de solidarité pour l'autonomie). CONSTANCES benefits from a grant from the French Commissariat général à l'investissement (contrat ANR-11-INBS-0002). CONSTANCES also receives funding from MSD, AstraZeneca and Lundbeck managed by INSERM-Transfert. The funders had no role in study design, data collection and analysis, decision to publish, or preparation of the manuscript.

**Competing interests:** I have read the journal's policy and one of the author have the following competing interest: SC holds shares of MyGoodLife® and SC had received honorarium from Novonordisk for conferences that took place before 2018. The other authors have declared no competing interests. This does not alter our adherence to PLOS ONE policies on sharing data and materials.

1.36; 95% CI: 1.22–1.52), with a higher risk for class III participants ( $\text{BMI} \geq 40 \text{ kg.m}^{-2}$ ) (men: OR = 2.18; CI 95%: 1.32–3.63; and women: OR = 1.85; 95% CI: 1.38–2.49).

## Conclusion

Obese individuals have a higher level of emergency care resource utilization than normal-weight individuals and it increases with severe obesity. Further studies are needed to better understand their healthcare pathways leading to EDs.

## Introduction

Obesity is one of the leading causes of death and is related to a variety of comorbidities [1–4]. It has been shown to reduce life expectancy and is one of the main preventable causes of illness and premature death [1,5,6]. Its prevalence has been increasing over the last decades; in 2017, 12% of adults worldwide had a body mass index ( $\text{BMI} \geq 30 \text{ kg.m}^{-2}$ ) and this prevalence has doubled since the 1980 [1]. A French cohort study estimated the prevalence of obesity among adults over 30 years old of 15.5% [7].

Beyond comorbidities, subsequent disabilities and their social consequences [8], obesity may result in up to 30% higher health expenditure than for non-obese patients [9–13]. However international comparisons are difficult because of differences between health care systems and access to care organization. Studies often estimate indirect health expenditure through weighted-expenditure of each disease related to obesity or through small size samples. Thus, plain amounts cannot be easily compared between healthcare systems [14] contrary to physicians visiting rates. While there is a broad medico-economic literature about obesity costs (mainly from US studies), there is scarce descriptions of visiting rates in different specialities or types of medical resources consumed and very little about emergency care [13].

Obese patients seem to visit the ED mainly for cardiovascular or respiratory complications [3,15,16]. Because its overall prevalence is increasing, there is likely to be more obese patients in the ED which raises specific questions and brings new challenges for healthcare delivery. Among them, urgent procedures could be more difficult to achieve (resuscitation maneuvers, intubation, drip insertion), clinical signs could be shaded, treatments' dosages must be adapted correctly and imaging strategies are different (less relevance or success of ultrasonography) [16–20]. There are also logistical difficulties because of inadequate material (limited access to bariatric chairs or beds) and obese patients need more staff for nursing procedures which are longer than for normal-weight patients [21]. Finally, the complexity of these situations seems to increase with the obesity's severity. Because of all the modifications and changes that taking care of obese patients imply, it seems important to assess in the obese population their use of emergency care in order to prepare healthcare providers, emergency departments and physicians to be involved in this particular population. Despite different studies estimating that obese patients had an increased mean number of visits in primary care, few studies focused on emergency care [22–26], and none of them took into account both comorbidities and socio-economic status in the analysis. Besides, the association between social deprivation and increased medical and emergency care use is well-known [27].

We hypothesize that obesity is independently associated with a higher rate of ED visits. We aim at estimating the medical burden of obesity in the emergency medicine field. Our goal is to assess and compare the rate of ED visits of the obese population vs normal-weight participants of the French CONSTANCES cohort from 2010 to 2013.

## Methods

The CONSTANCES cohort is intended to serve as an epidemiological research infrastructure with a focus on occupational and social factors, and on chronic diseases and aging [28,29]. CONSTANCES began inclusions in 2012 and was designed as a randomly selected sample of French adults aged 18–69 years at inclusion; 200,000 subjects were to be included over a five-year period. Randomly selected eligible persons receive at home an invitation to come to a Health Screening Center for a comprehensive health examination and fill a questionnaire [28]. The follow-up includes a yearly self-administered questionnaire, and a periodic visit to a health center. The collected data included social and demographic characteristics, socio-economic status, life events, behaviours, and occupational factors. Social and work-related events and health data (purchased medications, medical consultations, hospitalizations) were collected from the French National Health Insurance Database. The Insurance Database concerns most of the French insured population and is an exhaustive public collection of each medical act (medication, imaging, outpatient visit, inpatient admission) that led to any public financing (fully or partially). The Insurance Database also includes information concerning specific listed chronic diseases that lead to full public financing.

## Anthropometric data

During the physical examination in the health center, the weight is measured in kilograms (kg) with a scale. Height is established with a measuring rod without shoes. The Body-Mass Index (BMI) is calculated as  $BMI = \text{weight (kg)}/\text{height (m}^2\text{)}$  and classification is made following the World Health Organization [6];  $BMI < 18.5$ : underweight,  $BMI = [18.5;25[$ : normal weight,  $BMI = [25;30[$ : overweight,  $BMI \geq 30$ : obesity. Obesity has also been separated in three sub-categories depending on the BMI ( $\text{kg}/\text{m}^2$ );  $BMI = [30;35[$ : class I,  $BMI = [35;40[$ : class II,  $BMI \geq 40$ : class III. Data collection followed standardized protocols and its quality control was considered efficient [30].

## Health data

Health data are collected from different sources (questionnaires, medical examination, Insurance database) [31]. Upon inclusion, participants fill self-administered questionnaires including information on lifestyle, health, physical limitations, social and personal characteristics and lifetime job history. They also benefit from an extensive health examination (medical, paraclinic exams and blood tests). The participants' personal and familial clinical history is recorded by a physician. Patients are considered as presenting cardiovascular disease risk when dyslipidemia, diabetes or hypertension was self-reported, diagnosed by a health center physician or notified in the insurance database. Smoking status is recorded at the inclusion. Cardiovascular disease history comprises history of stroke, ischemic cardiopathy events or cardiovascular diseases notification in questionnaires or insurance database. Cancer history is recorded through insurance database notification.

## Socioeconomic data

Social and demographic characteristics include occupational class (OC) (as the current one or the longest held one for retirees), educational level, household composition, and material living conditions. "Social difficulties" marker is a binary indicator considered positive if participants declare having difficulties to read, calculate or write, have no access to internet or met a social worker. Refraining from health care in the year previous the cohort inclusion is self-declared. We collected through the insurance database the type of public insurance of our

participants and screened for Public Universal Medical Coverage which is attributed to socially deprived individuals with a low-income level.

### ED visiting rate

Healthcare utilization is recorded through the National Health Insurance database. Data are complete from January the 1<sup>st</sup> 2010 to December the 31<sup>st</sup> of 2013. These data are linked to CONSTANCES cohort data for each participant that gives his agreement [30]. All emergency visits have been recorded.

### Endpoint

Our goal is to assess and compare the ED visiting rate of obese and normal-weight participants of the French CONSTANCES cohort from 2010 to 2013. Our primary endpoint is the rate of ED visits, defined as the proportion of participants having visited the ED at least once over the studied period.

### Statistical analysis

Continuous data are expressed as means and standard deviations (SD) if normally distributed. Non-normally distributed variables are expressed as median [interquartile range IQR]. Categorical data are reported as numbers and percentages. We performed sex-separated comparisons between normal-weight and obese participants by using Student *t* test for continuous data and chi-square test for categorical data.

We performed multivariate logistic regression models of ED visiting rate adjusting for potential *a priori* selected confounding factors, namely: age, sex, comorbidities (cardiovascular disease history, cardiovascular disease risk factors, smoking status), socio-economic (occupational class, social difficulties, medical coverage) and geographic factors. We estimated adjusted odds ratio [OR] and their 95% confidence interval [CI] of emergency visiting rate of obese participants, the ED visiting rate of normal-weight participants being the reference.

We followed the STROBE recommendations for reporting observational cohort studies [32]. Analyses were performed using Stata version 14.0 (StatCorp Ltd, College Station, USA). The CONSTANCES study was approved by authorities regulating ethical data collection in France (CCTIRS: Comité Consultatif pour le Traitement des Informations Relatives à la Santé; CNIL-Commission Nationale Informatique et Liberté) and all participants signed an informed consent.

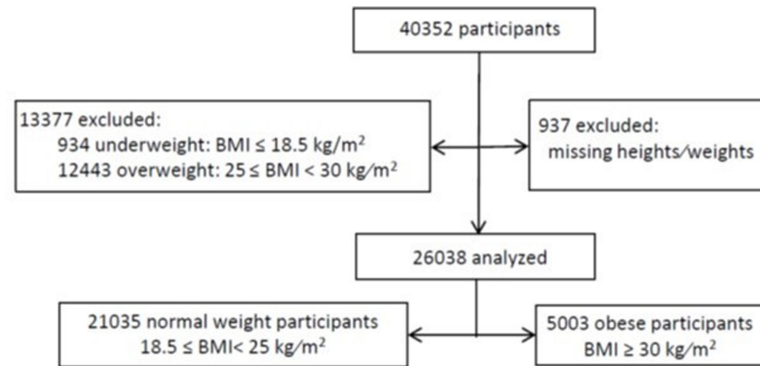
## Results

### Population

In September 2016, 40,352 participants with complete health care insurance data had been included in the CONSTANCES cohort. Some participants were excluded because of missing data on height or weight ( $n = 937$ ); underweight and overweight participants were also excluded from the analyses ( $n = 13377$ ). Our final sample included: 21,035 normal weight (8342 men and 12,693 women) and 5,003 obese participants (2,380 men and 2,623 women) (Fig 1).

### Comorbidities

Sex-separated analyses were performed. Obese participants were older than normal-weight participants for men (57(46.5,63.5) vs. 46(35.5,57.5) years old,  $P < 0.001$ ) and women (53(41.5,62) vs 47.5(36.5,58),  $P < 0.001$ ). At the time of their inclusion in the cohort, obese participants had different smoking behaviours than normal-weight participants. Among men, obese



**Fig 1. Flow diagram of participants, France, 2010–2013.** BMI: Body Mass Index.

<https://doi.org/10.1371/journal.pone.0194831.g001>

participants were mostly former smokers and less often current smokers than normal-weight participants. Among women, obese participants were more often non-smokers than normal-weight women. The prevalence of cardiovascular disease risk factors was substantial with 48% of obese men 38.1% of obese women. Cardiovascular disease history was more frequent in the obese than in the normal-weight population as for respiratory history (Table 1). Cancers were also more frequent for obese than normal-weight individuals (men: 6.2% vs 4.2%; women: 9% vs 7%,  $P < 0.001$ ). After adjusting for age, obese men had a higher risk than normal-weight men for cardiovascular disease risk factors (OR = 4.11; 95% CI: 3.68–4.59) and for cardiovascular events (OR = 2.07; 95% CI: 1.75–2.07). Same results were found for obese women for cardiovascular risk factors (OR = 3.46; 95% CI: 3.13–3.82) and for cardiovascular events (OR = 1.58; 95% CI: 1.29–1.95).

### Socio-economic items

Occupational status distributions were different between obese and normal-weight groups. There were less executive among obese participants regardless of their sex. Obese men were more likely to be blue-collar (22%) than women who were more often employees (44.1%) (Table 1). Among obese women, 5.1% were subscribing to Public Universal Medical Coverage versus 3% of normal weight women ( $P < 0.001$ ). Almost half of the obese group declared having currently or recently financial difficulties to subsist (45.7% of obese men and 54% of obese women vs 29.5% and 35.5% respectively,  $P < 0.001$ ). Obese participants were more likely to meet with a social worker and to have social difficulties such as difficulties to write, to read or to calculate (Table 1). Among women, obese participants were twice as much as those with a normal weight to have a “social difficulties indicator” (15.1% vs 8.7%). Of note, 13.5% of obese men and 12.6% of obese women declared not having any access to internet (respectively 5.9% and 5.2% in normal-weight men and women, respectively).

### ED visiting rate

Obese participants did visit at least once the ED more often than normal-weight participants (30.5% of obese men vs 26.7%; 30.3% vs 24.4% in women,  $P < 0.001$ ). And this trend was more important in class III participants with 47.8% men and 39.6% of women visiting ED. Mean number of emergency visits were higher in obese than normal-weight participants and the difference is more important among women and in the class III category (Table 2).

**Table 1. Health, social and economic characteristics of obese ( $BMI \geq 30 \text{ kg/m}^2$ ) vs. normal weight ( $18.5 \text{ kg/m}^2 \leq BMI < 25 \text{ kg/m}^2$ ) participants, France, 2010–2013.**

	Men			Women		
	Normal N = 8342	Obese N = 2380	P-value	Normal N = 12693	Obese N = 2623	P-value
BMI, median(Q1,Q3), $\text{kg/m}^2$	22.9 (21.6,24.0)	32 (30.9,34.2)		21.9 (20.5,23.3)	32.9 (31.2,35.8)	
Age, median(Q1,Q3), years	46 (35.5,57.5)	57 (46.5,63.5)	<0.001	47.5 (36.5,58.0)	53 (41.5,62.0)	<0.001
Smoker status, %			<0.001			<0.001
Non-smoker	43.2	30.2		49.8	55.4	
Current smoker	23.5	16.8		20.1	13.6	
Former smoker	33.3	53.1		30.1	31.1	
MD	4.8	6		4.9	5.9	
$\geq 1$ CV disease risk factor, %	13.2	48	<0.001	12.9	38.1	<0.001
Diabetes, %	1.7	12.8		2.7	11	
Hypertension, %	7.2	36.6		6.9	27.7	
Dyslipidemia, %	7.1	25.2		5.4	14.6	
MD	1.7	1.4		1.5	1.8	
History of CV disease <sup>a</sup> , %	2.7	9.9	<0.001	1.2	3	<0.001
MD	1.9	2.2		1.7	2.2	
History of respiratory disease <sup>b</sup> , %	9.1	9.6	0.427	8	13.1	<0.001
MD	2.8	3.2		2.5	3.7	
Self-reported dyspnea, %	10.2	36.5	<0.001	22.2	62.2	<0.001
MD	2.5	3.6		2.8	4.1	
Occupational class			<0.001			<0.001
Executives	40.4	27		25.1	12.7	
Employees	12.5	15		31.1	44.1	
Blue-collar workers	12.7	22		2.4	6.8	
MD	9.4	11.8		9.5	11.3	
Universal Medical Coverage	4	4.8	0.075	3	5.1	<0.001
Refraining from care in the last 12 months	11.3	16.7	<0.001	14.1	26.3	<0.001
Having social difficulties <sup>c</sup>	8.5	13.4	<0.001	8.7	15.1	<0.001
Social worker follow-up	2.7	5.2	<0.001	2.2	6.1	<0.001
Difficulties to read	4.5	7.2	<0.001	4.3	7.2	<0.001
Difficulties to write	2.6	4.8	<0.001	1.8	4.2	<0.001
Difficulties to count	2.7	3.6	0.317	3.4	5.5	<0.001
No access to internet	5.9	13.5	<0.001	5.2	12.6	<0.001
MD	1.2	2.4		1.1	1.5	

MD: missing data. CV: cardiovascular; Q1: first quartile; Q3: third quartile.

<sup>a</sup>Cardiovascular disease: myocardial infarction, stroke, ischemic cardiopathy.

<sup>b</sup>History of respiratory disease: asthma, COPD history.

<sup>c</sup>Having social difficulties: at least one among: difficulties to read, write or count, need of a social worker in the last year, no internet access.

<https://doi.org/10.1371/journal.pone.0194831.t001>

Multivariate logistic regressions adjusted showed that obese participants had a higher risk of visiting the Emergency Department compared to normal-weight participants. This result was even more striking among obese women (OR = 1.36; 95% CI: 1.22–1.52). However obese men had also a higher risk of visiting the ED, compared to normal-weight men (OR = 1.18; 95% CI: 1.04–1.33). The risk of visiting the ED was also higher in class III obesity: OR = 2.18; 95% CI: 1.32–3.63 for men and OR = 1.85; 95% CI: 1.38–2.49 for women (Fig 2).

**Table 2. Emergency department visits for each obesity class participants and normal-weight participants from 2010 to 2013, France.**

	Men				Women			
	Normal N = 8342	Obese			Normal N = 12693	Obese		
		Class I N = 1933	Class II N = 378	Class III N = 69		Classe I N = 1824	Class II N = 592	Class III N = 207
Proportion with $\geq 1$ ED visit, %	26.7	30*	29.6	47.8*	24.4	29*	31.3*	39.6*
Mean ED visits, (SE)	0.41 (0.94)	0.47 (1)*	0.48 (1)	0.84 (1.5)*	0.37 (0.9)	0.52 (1.2)*	0.53 (1.1)*	0.78 (0.1)*
Mean ED visits if $\geq 1$ visit, (SE)	1.5 (1.2)	1.6 (1.4)	1.6 (1.2)	1.8 (1.7)	1.5 (1.1)	1.8 (1.7)*	1.7 (1.3)	2 (1.7)*
Proportion of superusers <sup>a</sup> , %	0.2	0.2	0.5	1.5*	0.1	0.4*	0.3	1.5*

ED: Emergency Department; Nb: number; Q1: first quartile; Q3: third quartile. Normal-weight:  $18.5 \leq \text{BMI} < 25 \text{ kg/m}^2$ . Class I:  $30 \leq \text{BMI} < 35 \text{ kg/m}^2$ . Class II:  $35 \leq \text{BMI} < 40 \text{ kg/m}^2$ . Class III:  $\geq 40 \text{ kg/m}^2$ .

<sup>a</sup>Superusers: participants with  $\geq 8$  visits over the period.

\* P-value  $< 0.05$  when comparing each obesity class to normal-weight participants.

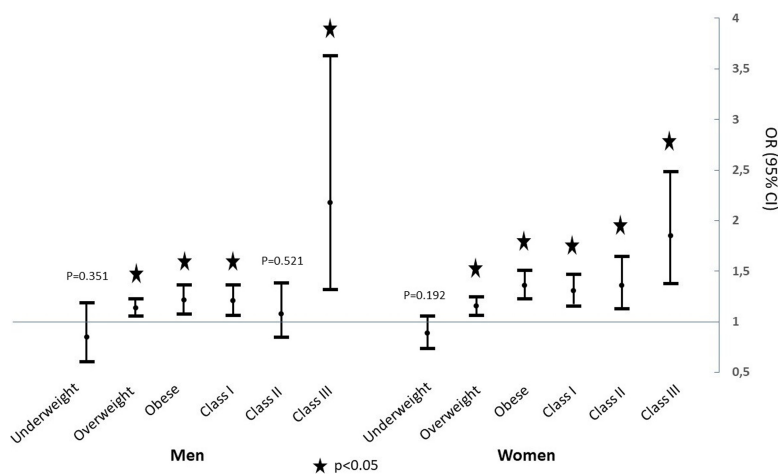
<https://doi.org/10.1371/journal.pone.0194831.t002>

### Discussion

Obese individuals have a higher risk of visiting ED compared to normal-weight individuals and these results are greater for women (OR = 1.36 for women vs 1.18 for men). It is even more important with class III obese participants.

Our results concerning higher emergency care utilization take into account factors usually associated with higher health care consumption such as age, comorbidities, cardiovascular factors or social deprivation [27]. Moreover, through our work we chose to adjust for various aspects of social deprivation. Our study confirms that obesity is linked to social and economic vulnerability. However, our work goes beyond usual indicators since we described precisely different aspects of social deprivation. We characterized details and nuances through financial difficulties notification, refraining from healthcare or social difficulties through reading or writing limitations.

Our results concerning the visiting rate of obese participants in the Emergency Department seems to confirm what has been described in other contexts. Obese individuals have a higher level of healthcare utilization [11,13,33,34]. A review from Kent et al. analysed 75 studies and



**Fig 2. Multivariate odds-ratios (OR) of emergency visiting rate of each BMI class and obesity class participants compared to normal weight participants (95% confidence intervals).** OR are adjusted on age, center, comorbidities, social difficulties and occupational class.

<https://doi.org/10.1371/journal.pone.0194831.g002>

concluded that obese individuals had a mean increase of annual healthcare costs of 36%, compared to normal-weight individuals. The mean increase concerning inpatient care costs was 34% and these results were higher for women than for men [9,13]. However, to our knowledge, there hasn't been any study on ED care utilization among a broad obese population such as the study we conducted here. Bertakis et al. did not find any differences in ED utilization between obese and normal-weight population. On the contrary, Espallardo et al. found that ED utilization was higher for over class II obesity population but fail to take into account social variables throughout their analyses [25,34]. Other authors found a higher acute hospital admission rate and longer length-of-stay [26,33] but did not incorporate socio-economic status in the analysis. Moreover, social deprivation has been known to have multiple dimensions beyond occupational status or personal income and these dimensions are being addressed here [35]. The health status and comorbidities of our population are similar to what is usually described in other epidemiologic studies: obesity is associated to higher cardiovascular disease risk factors and respiratory disease history [1,36,37].

We observed that obese individuals (and class III especially) have a higher risk of visiting the ED. Other authors explained the higher level of annual costs attributed to obesity by the higher prevalence of cardiovascular diseases, osteoarthritis, cancers and other chronic diseases [34,36–38]. The recent review of Kent et al. showed that medication is the first reason for higher healthcare costs followed by inpatient and ambulatory care [13]. Some authors showed a higher primary care utilization among the global obese population. However, as we demonstrated here, this does not seem to narrow unplanned emergency care. Thus, our study is the first to understand and highlight specific higher ED visiting rate among class III obese individuals independently of age, comorbidities, health center and social conditions. This particular increasing population is associated with higher mortality and undergoes a major reduction in life expectancy compared with normal-weight population [39].

Class III individuals are associated with higher mortality and are undergoing a major reduction in life expectancy compared with normal-weight population [39]. This particular population has much more severe comorbidities and is more socially deprived than class I and II individuals. Moreover, severe obesity is associated with higher mobility limitations increasing difficulties in consulting or visiting physicians [40,41]. Transportation can be an issue and obese patients might delay seeking for medical advice when needed. Access to out-patient care can be weakened terminating in later emergency visit. Finally, individuals with severe obesity might have an increased blunt perception of their body compared to less severe obesity. Therefore, they can experience an erroneous and mitigated perception of their medical needs which can be another reason for delaying looking for medical care [42–44]. All these reasons could lead or participate to a higher risk of emergency visits as we assessed in our study. That is why our results should lead us to investigate in details primary care utilization among class III population in order to elaborate interventions and make health care pathways more efficient.

The main strengths of our study include its large sample size and its exhaustive database on Emergency Department visits and multi-dimensions socio-economic status. Moreover the anthropometric data were collected following standardized protocols which adds validity to our results [28]. However, our study has some limitations. Parts of socio-economic data have been collected through self-reporting. Self-administered questionnaire can lead to memory biases that could alter patient answers about social difficulties, recent financial limitation or refraining from care. In order to limit these consequences, we analysed other socio-economic indicators that are not influenced by personal interpretation as occupational status or benefiting from the low-income medical coverage and that were collected through national insurance database. Moreover, our primary descriptive analysis of socio-economic indicators shows higher social deprivation situations in obese than in normal-weight population which is

consistent with the literature on this specific matter. Concerning comorbidities and medical history, these specific data have been collected through insurance database notification, self-reporting and physician assertion during medical examination in the health center. They are less subject to misinterpretation, under or over-reporting.

Respiratory disease history and dyspnea have been reported and included in [Table 1](#) while describing our populations' characteristics. As it has been described in literature, obese population seems to experience more often respiratory diseases than normal-weight population, this could lead to ED visits [3]. However, reported dyspnea is a symptom that did not seem to be linked to respiratory disease notification in the insurance database in our population. Chronic respiratory disease history was also self-reported and collected through insurance notification. But only severe respiratory disease could lead to notification, which is rarely done. Because of the lack of robustness of these two respiratory indicators, we decided not to implement them in our statistical model. Nonetheless, when implemented among other adjusting factors, the adjusted odds-ratio of ED visiting rate are still significant (results not shown).

At last, there could be a time lag between the data collected through insurance database and healthcare and socio-economic data collected upon inclusion in the cohort. Inclusions began in 2012 and insurance data were available and exhaustive from 2010 to 2013. Upon inclusion, patients could report a change in cardiovascular disease risk factors or socio-economic status that was not the same as during the period analysed through insurance database. That could have led to categorization errors.

## Conclusion

Our study shows that obesity is associated to different comorbidities and social deprivation factors which lead individuals to higher emergency care utilization. Our results report that obese patients have a higher risk of visiting ED than normal-weight patients. ED medical staff will be facing specific challenges with the increase in the obesity epidemic. Since ED are at crossroads between ambulatory or general practice and inpatient care, further studies concerning this population are needed to better understand their healthcare pathways leading to EDs, reasons to their visits and what happens downstream.

## Acknowledgments

The CONSTANCES Cohort Project itself was funded by the Caisse nationale d'assurance maladie des travailleurs salariés (CNAMTS), the french Ministry of Health, the Council of the Ile de France Region, and by the Cohorts TGIR IReSP-ISP INSERM (Ministère de la santé et des sports, Ministère délégué à la recherche, Institut national de la santé et de la recherche médicale, Institut national du cancer et Caisse nationale de solidarité pour l'autonomie). CONSTANCES benefits from a grant from the French Commissariat général à l'investissement (contrat ANR-11-INBS-0002). CONSTANCES also receives funding from MSD, AstraZeneca and Lundbeck managed by INSERM-Transfert. We, authors of this paper, do not have direct competing interest with AstraZeneca, MSD and Lundbeck related to the topic of this paper.

This does not alter our adherence to PLOS ONE policies on sharing data and materials. The data we used are the data from the CONSTANCES cohort kindly transferred to us for the purpose of this study, and access to the data have to be asked for to the CONSTANCES investigators. The national legislation in France protects personal data and materials. Therefore, there are data restrictions concerning CONSTANCES cohort project due to legal restrictions in France concerning sensitive data. CONSTANCES has a data sharing policy but before data transfer a legal authorization has to be obtained from CNIL, the French data privacy authority.

## Author Contributions

**Conceptualization:** Anne-Laure Feral-Pierssens, Marcel Goldberg, Marie Zins, Sebastien Czernichow.

**Formal analysis:** Anne-Laure Feral-Pierssens.

**Investigation:** Anne-Laure Feral-Pierssens.

**Methodology:** Anne-Laure Feral-Pierssens, Sebastien Czernichow.

**Supervision:** Marie Zins, Sebastien Czernichow.

**Writing – original draft:** Anne-Laure Feral-Pierssens, Sebastien Czernichow.

**Writing – review & editing:** Anne-Laure Feral-Pierssens, Claire Carette, Claire Rives-Lange, Joane Matta, Marcel Goldberg, Philippe Juvin, Marie Zins, Sebastien Czernichow.

## References

1. Collaborators TG 2015 O. Health Effects of Overweight and Obesity in 195 Countries over 25 Years. *N Engl J Med.* 2017;0:null.
2. Global BMI Mortality Collaboration null, Di Angelantonio E, Bhupathiraju S, Wormser D, Gao P, Kaptoge S, et al. Body-mass index and all-cause mortality: individual-participant-data meta-analysis of 239 prospective studies in four continents. *Lancet.* 2016; 388:776–86. [https://doi.org/10.1016/S0140-6736\(16\)30175-1](https://doi.org/10.1016/S0140-6736(16)30175-1) PMID: 27423262
3. Black MH, Zhou H, Takayanagi M, Jacobsen SJ, Koebnick C. Increased asthma risk and asthma-related health care complications associated with childhood obesity. *Am J Epidemiol.* 2013; 178:1120–8. <https://doi.org/10.1093/aje/kwt093> PMID: 23924576
4. Chang VW, Langa KM, Weir D, Iwashyna TJ. The obesity paradox and incident cardiovascular disease: A population-based study. *PLoS One.* 2017; 12:e0188636. <https://doi.org/10.1371/journal.pone.0188636> PMID: 29216243
5. Fontaine KR, Redden DT, Wang C, Westfall AO, Allison DB. Years of life lost due to obesity. *JAMA.* 2003; 289:187–93. PMID: 12517229
6. Obesity: preventing and managing the global epidemic. Report of a WHO consultation. *World Health Organ Tech Rep Ser.* 2000; 894:i-xii,1–253.
7. Matta J, Zins M, Feral-Pierssens AL, Carette C, Ozguler A, Goldberg M et al. Overweight, obesity and cardiometabolic risk factors prevalence in France: *The Constances Cohort. Bull Epidemiol Hebd.* 2016;640–6.
8. Puhl RM, Heuer CA. Obesity stigma: important considerations for public health. *Am J Public Health.* 2010; 100:1019–28. <https://doi.org/10.2105/AJPH.2009.159491> PMID: 20075322
9. Kent S, Green J, Reeves G, Beral V, Gray A, Jebb SA, et al. Hospital costs in relation to body-mass index in 1.1 million women in England: a prospective cohort study. *Lancet Public Health.* 2017; 2: e214–22. [https://doi.org/10.1016/S2468-2667\(17\)30062-2](https://doi.org/10.1016/S2468-2667(17)30062-2) PMID: 29253487
10. Lette M, Bemelmans WJE, Breda J, Slobbe LCJ, Dias J, Boshuizen HC. Health care costs attributable to overweight calculated in a standardized way for three European countries. *Eur J Health Econ.* 2016; 17:61–9. <https://doi.org/10.1007/s10198-014-0655-8> PMID: 25432787
11. Reeves GK, Balkwill A, Cairns BJ, Green J, Beral V, Million Women Study Collaborators. Hospital admissions in relation to body mass index in UK women: a prospective cohort study. *BMC Med.* 2014; 12:45. <https://doi.org/10.1186/1741-7015-12-45> PMID: 24629170
12. Withrow D, Alter DA. The economic burden of obesity worldwide: a systematic review of the direct costs of obesity. *Obes Rev.* 2011; 12:131–41. <https://doi.org/10.1111/j.1467-789X.2009.00712.x> PMID: 20122135
13. Kent S, Fusco F, Gray A, Jebb SA, Cairns BJ, Mihaylova B. Body mass index and healthcare costs: a systematic literature review of individual participant data studies. *Obes Rev.* 2017;869–79 <https://doi.org/10.1111/obr.12560> PMID: 28544197
14. von Lengerke T, Krauth C. Economic costs of adult obesity: a review of recent European studies with a focus on subgroup-specific costs. *Maturitas.* 2011; 69:220–9. <https://doi.org/10.1016/j.maturitas.2011.04.005> PMID: 21592692

15. Becerra MB. Factors associated with increased healthcare utilization among adults with asthma. *J Asthma*. 2017; 54:376–82. <https://doi.org/10.1080/02770903.2016.1218017> PMID: 27494785
16. Brunette DD. Resuscitation of the morbidly obese patient. *Am J Emerg Med*. 2004; 22:40–7. PMID: 14724877
17. Pepper DJ, Sun J, Welsh J, Cui X, Suffredini AF, Eichacker PQ. Increased body mass index and adjusted mortality in ICU patients with sepsis or septic shock: a systematic review and meta-analysis. *Crit Care*. 2016; 20:181 <https://doi.org/10.1186/s13054-016-1360-z> PMID: 27306751
18. De Jong A, Molinari N, Pouzeratte Y, Verzilli D, Chanques G, Jung B. Difficult intubation in obese patients: incidence, risk factors, and complications in the operating theatre and in intensive care units. *Br J Anaesthesia*. 2015; 114:297–306
19. Fursevich DM, LiMarzi GM, O'Dell MC, Hernandez MA, Sensakovic WF. Bariatric CT Imaging: Challenges and Solutions. *RadioGraphics*. 2016; 36:1076–1086. <https://doi.org/10.1148/rg.2016150198> PMID: 27232505
20. Dargin J, Medzon R. Emergency department management of the airway in obese adults. *Ann Emerg Med*. 2010; 56:95–104. <https://doi.org/10.1016/j.annemergmed.2010.03.011> PMID: 20363528
21. Hales C, Coombs M, de Vries K. The challenges in caring for morbidly obese patients in Intensive Care: A focused ethnographic study. *Aus Crit Care*. 2018; 31:37–41.
22. Fusco KL, Robertson HC, Galindo H, Hakendorf PH, Thompson CH. Clinical outcomes for the obese hospital inpatient: An observational study. *SAGE Open Med*. 2017; 5:2050312117700065. <https://doi.org/10.1177/2050312117700065> PMID: 28540047
23. Chen Y, Jiang Y, Mao Y. Hospital admissions associated with body mass index in Canadian adults. *Int J Obes*. 2007; 31:962–7.
24. Frost GS, Lyons GF, Counterweight Project Team. Obesity impacts on general practice appointments. *Obes Res*. 2005; 13:1442–9. <https://doi.org/10.1038/oby.2005.174> PMID: 16129727
25. Bertakis KD, Azari R. Obesity and the use of health care services. *Obes Res*. 2005; 13:372–9. <https://doi.org/10.1038/oby.2005.49> PMID: 15800296
26. Hart CL, Hole DJ, Lawlor DA, Smith GD. Obesity and use of acute hospital services in participants of the Renfrew/Paisley study. *J Public Health*. 2007; 29:53–6.
27. Scantlebury R, Rowlands G, Durbaba S, Schofield P, Sidhu K, Ashworth M. Socioeconomic deprivation and accident and emergency attendances: cross-sectional analysis of general practices in England. *Br J Gen Pract*. 2015; 65:e649–654. <https://doi.org/10.3399/bjgp15X686893> PMID: 26412841
28. Zins M, Goldberg M, CONSTANCES team. The French CONSTANCES population-based cohort: design, inclusion and follow-up. *Eur J Epidemiol*. 2015; 1317–28. <https://doi.org/10.1007/s10654-015-0096-4> PMID: 26520638
29. Zins M, Bonenfant S, Carton M, Coeuret-Pellicier M, Guéguen A, Gourmelen J, et al. The CONSTANCES cohort: an open epidemiological laboratory. *BMC Public Health*. 2010; 10:479. <https://doi.org/10.1186/1471-2458-10-479> PMID: 20704723
30. Goldberg M, Carton M, Gourmelen J, Genreau M, Montourcy M, Le Got S, et al. [The opening of the French national health database: Opportunities and difficulties. The experience of the Gazel and Constances cohorts]. *Rev Epidemiol Sante Publique*. 2016; 64:313–20. <https://doi.org/10.1016/j.respe.2016.02.010> PMID: 27475470
31. Ruiz F, Goldberg M, Lemonnier S, Ozguler A, Boos E, Brigand A, et al. High quality standards for a large-scale prospective population-based observational cohort: Constances. *BMC Public Health*. 2016; 16:877. <https://doi.org/10.1186/s12889-016-3439-5> PMID: 27557750
32. von Elm E, Altman DG, Egger M, Pocock SJ, Gøtzsche PC, Vandenbroucke JP, et al. The Strengthening of Reporting of Observational Studies in Epidemiology (STROBE) statement: guidelines for reporting observational studies. *Lancet*. 2007; 370:1453–7. [https://doi.org/10.1016/S0140-6736\(07\)61602-X](https://doi.org/10.1016/S0140-6736(07)61602-X) PMID: 18064739
33. Zizza C, Herring AH, Stevens J, Popkin BM. Length of hospital stays among obese individuals. *Am J Public Health*. 2004; 94:1587–91. PMID: 15333319
34. Espallardo O, Busutil R, Torres A, Zozaya N, Villoro R, Hidalgo-Vega Á. The Impact of Severe Obesity on Healthcare Resource Utilisation in Spain. *Obes Surg*. 2017; 27:2058–66 <https://doi.org/10.1007/s11695-017-2596-7> PMID: 28261758
35. Marmot M, Allen J, Bell R, Bloomer E, Goldblatt P, Consortium for the European Review of Social Determinants of Health and the Health Divide. WHO European review of social determinants of health and the health divide. *Lancet*. 2012; 380:1011–29. [https://doi.org/10.1016/S0140-6736\(12\)61228-8](https://doi.org/10.1016/S0140-6736(12)61228-8) PMID: 22964159

36. Guh DP, Zhang W, Bansback N, Amarsi Z, Birmingham CL, Anis AH. The incidence of co-morbidities related to obesity and overweight: a systematic review and meta-analysis. *BMC Public Health*. 2009; 9:88. <https://doi.org/10.1186/1471-2458-9-88> PMID: 19320986
37. Reeves GK, Pirie K, Beral V, Green J, Spencer E, Bull D, et al. Cancer incidence and mortality in relation to body mass index in the Million Women Study: cohort study. *BMJ*. 2007; 335:1134. <https://doi.org/10.1136/bmj.39367.495995.AE> PMID: 17986716
38. Himes CL, Reynolds SL. Effect of obesity on falls, injury, and disability. *J Am Geriatr Soc*. 2012; 60:124–9. <https://doi.org/10.1111/j.1532-5415.2011.03767.x> PMID: 22150343
39. Kitahara CM, Flint AJ, Berrington de Gonzalez A, Bernstein L, Brotzman M, MacInnis RJ, et al. Association between class III obesity (BMI of 40–59 kg/m<sup>2</sup>) and mortality: a pooled analysis of 20 prospective studies. *PLoS Med*. 2014; 11:e1001673. <https://doi.org/10.1371/journal.pmed.1001673> PMID: 25003901
40. Garver MJ, Focht BC, Dials J, Rose M, Lucas AR, Devor ST et al. Weight Status and Differences in Mobility Performance, Pain Symptoms, and Physical Activity in Older, Knee Osteoarthritis Patients. *Arthritis*. 2014; 2014:375909. <https://doi.org/10.1155/2014/375909> PMID: 24963401
41. Forhan M, Gill SV. Obesity, functional mobility and quality of life. *Best Pract Res Clin Endocrinol Metab*. 2013; 27:129–37. <https://doi.org/10.1016/j.beem.2013.01.003> PMID: 23731875
42. Lerdal A, Andeanes R, Bjornsborg E, Bonsaksen T, Borge L, Christiansen B et al. Personal factors associated with health-related quality of life in persons with morbid obesity on treatment waiting lists in Norway. *Qual Life Res*. 2011; 20:1187–96. <https://doi.org/10.1007/s11136-011-9865-z> PMID: 21336658
43. Christiansen B, Borge L, Fagermoen MS. Understanding everyday life of morbidly obese adults-habits and body image. *Int J Qual Stud Health Well-being*. 2012; 7:17255. <https://doi.org/10.3402/qhw.v7i0.17255> PMID: 22866062
44. Wu YK, Berry DC. Impact of weight stigma on physiological and psychological health outcomes for overweight and obese adults: A systematic review. *J Adv Nurs*. 2017; 1–13.