



HAL
open science

A consistent approximation of the total perimeter functional for topology optimization algorithms

Samuel Amstutz, Charles Dapogny, Alex Ferrer

► **To cite this version:**

Samuel Amstutz, Charles Dapogny, Alex Ferrer. A consistent approximation of the total perimeter functional for topology optimization algorithms. 2021. hal-03588499v1

HAL Id: hal-03588499

<https://hal.science/hal-03588499v1>

Preprint submitted on 2 Jul 2021 (v1), last revised 24 Feb 2022 (v2)

HAL is a multi-disciplinary open access archive for the deposit and dissemination of scientific research documents, whether they are published or not. The documents may come from teaching and research institutions in France or abroad, or from public or private research centers.

L'archive ouverte pluridisciplinaire **HAL**, est destinée au dépôt et à la diffusion de documents scientifiques de niveau recherche, publiés ou non, émanant des établissements d'enseignement et de recherche français ou étrangers, des laboratoires publics ou privés.

A CONSISTENT APPROXIMATION OF THE TOTAL PERIMETER FUNCTIONAL FOR TOPOLOGY OPTIMIZATION ALGORITHMS

S. AMSTUTZ¹, C. DAPOGNY² AND A. FERRER¹

¹ *CMAP, Ecole Polytechnique, Institut Polytechnique de Paris, 91128 Palaiseau, France.*

² *Univ. Grenoble Alpes, CNRS, Grenoble INP, LJK, 38000 Grenoble, France.*

ABSTRACT. This article revolves around the total perimeter functional, one particular version of the perimeter of a shape Ω contained in a fixed computational domain D measuring the total area of its boundary $\partial\Omega$, as opposed to its relative perimeter, which only takes into account the regions of $\partial\Omega$ strictly inside D . We construct and analyze approximate versions of the total perimeter which make sense for general “density functions” u , as generalized characteristic functions of shapes. Their use in the context of density-based topology optimization is particularly convenient insofar as they do not involve the gradient of the optimized function u . Two different constructions are proposed: while the first one involves the convolution of the function u with a smooth mollifier, the second one is based on the resolution of an elliptic boundary-value problem featuring Robin boundary conditions. The “consistency” of these approximations with the original notion of total perimeter is appraised from various points of view. At first, we prove the pointwise convergence of our approximate functionals, then the convergence of their derivatives, as the level of smoothing tends to 0, when the considered density function u is the characteristic function of a “regular enough” shape $\Omega \subset D$. Then, we focus on the Γ -convergence of the second type of approximate total perimeter functional, that based on elliptic regularization. Several numerical examples are eventually presented in two and three space dimensions to validate our theoretical findings and demonstrate the efficiency of the proposed functionals in the context of structural optimization.

CONTENTS

1. Introduction	2
2. Shape and topology optimization under perimeter constraints	4
2.1. Classical stakes about shape optimization	4
2.2. Density-based reformulation of shape optimization problems	5
2.3. Perimeter functionals in density-based topology optimization: existing works and contributions of the present article	6
3. The total and relative perimeter functionals and their approximations	8
3.1. Preliminaries about geometric measure theory	8
3.2. Definition of the approximate perimeter functionals	11
4. Pointwise convergence properties of the approximate total perimeter functionals under a regularity assumption	13
4.1. Pointwise convergence of the convolution-based functional $P_\varepsilon^{\text{conv}}(u)$ towards $P^T(u)$	14
4.2. Pointwise convergence of the PDE-based functional $P_\varepsilon^{\text{Rob}}(u)$	17
4.3. Convergence of the derivative of the approximate perimeter functionals $P_\varepsilon^{\text{conv}}(u)$ and $P_\varepsilon^{\text{Rob}}(u)$	23
5. Convergence properties of the PDE-based approximate perimeter functional $P_\varepsilon^{\text{Rob}}(u)$	26
5.1. A brief reminder of Γ -convergence	26
5.2. Variational preliminaries about the approximate functional $P_\varepsilon^{\text{Rob}}(u)$	27
5.3. Study of an auxiliary function	28
5.4. Proof of the Γ -limsup inequality	36
5.5. Proof of the Γ -liminf inequality	37
5.6. Proof of the equi-coercivity of the functional sequence $P_\varepsilon^{\text{Rob}}(u)$	43
6. Numerical illustrations	43
6.1. Numerical validation of the consistency of the approximate perimeter functionals	44

6.2. Numerical validation of the derivative of the perimeter functional	45
6.3. Minimization of the perimeter under a volume constraint	48
6.4. Using the perimeter functional in structural optimization	50
7. Conclusions and perspectives	53
Appendix A. Technical facts	54
A.1. A wee bit of geometry	54
A.2. A few words about the signed distance function	55
A.3. A version of the coarea formula	55
References	56

1. INTRODUCTION

The general idea of optimizing “shapes” has ubiquitous applications in science, ranging from aeronautical and mechanical engineering [25, 56] to image processing [23], including more recently biology [31] and computational chemistry [35], to name a few disciplines.

A model shape optimization problem reads as follows:

$$\min_{\Omega \subset D} J(\Omega) + \ell P(\Omega).$$

Here, the optimized design Ω is a domain in \mathbb{R}^d ($d = 2, 3$); as often, it is contained in a fixed “hold-all” domain $D \subset \mathbb{R}^d$, which serves as computational domain in numerical applications. The objective criterion $J(\Omega)$ measures the physical performance of the shape Ω , and $P(\Omega)$ is a constraint – enforced by a fixed penalization of $J(\Omega)$ to set ideas – which is for instance related to its geometric features.

Among such geometric constraint functionals, the *perimeter* $\text{Per}(\Omega)$, measuring the length of the contour $\partial\Omega$ of Ω in 2d or the area of the surface $\partial\Omega$ in 3d, has received a particular attention. From the theoretical point of view, including a perimeter constraint into a shape optimization problem is a well-known means to overcome the homogenization phenomenon, and thereby to ensure the well-posedness of the problem [10, 46]. In numerical practice, perimeter constraints tend to prevent the emergence of sharp features, thus promoting designs with “smooth” boundaries, see e.g. [64] about this point and for a more general discussion about common sources of numerical instabilities in shape and topology optimization and possible remedies.

Before proceeding, let us stress that when the considered shapes Ω are subsets of a fixed domain D , the terminology “perimeter” actually encompasses two subtly different notions, which are illustrated in Fig. 1:

- The *relative* perimeter $\text{Per}^R(\Omega)$ of a shape $\Omega \subset D$ is defined by:

$$(1.1) \quad \text{Per}^R(\Omega) = \int_{\partial\Omega \cap D} ds;$$

the term “relative” reflects the fact that $\text{Per}^R(\Omega)$ only takes into account the part of the boundary $\partial\Omega$ lying strictly inside the “hold-all” domain D .

- The *total* perimeter $\text{Per}^T(\Omega)$ of $\Omega \subset D$ reads:

$$(1.2) \quad \text{Per}^T(\Omega) = \int_{\partial\Omega} ds,$$

so that $\text{Per}^T(\Omega)$ takes into account the way $\partial\Omega$ intersects ∂D .

Obviously, when D stands for the whole ambient space \mathbb{R}^d , the above two notions coincide with the more familiar perimeter of a subset $\Omega \subset \mathbb{R}^d$:

$$\text{Per}(\Omega) = \int_{\partial\Omega} ds.$$

Despite their intuitive definition and their “simple” mathematical formulations, perimeter functionals raise interesting challenges depending on the elected numerical framework for optimal design. Let us briefly describe a few of them, which are frequently encountered in the literature.

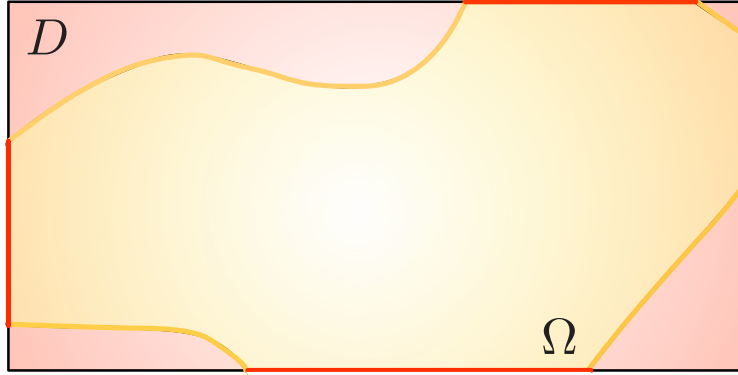


FIGURE 1. The relative perimeter $\text{Per}^R(\Omega)$ of the set $\Omega \subset D$ is the length of the yellow curves, while its total perimeter $\text{Per}^T(\Omega)$ is the sum of the lengths of the yellow and red curves.

- (1) In shape optimization problems where, as in the above model example, the optimized design is a domain $\Omega \subset D$, the numerical treatment of perimeter constraints naturally brings into play the *shape derivatives* of the functionals $\Omega \mapsto \text{Per}^R(\Omega)$ or $\Omega \mapsto \text{Per}^T(\Omega)$. These are expressed in terms of the mean curvature κ of $\partial\Omega$, which is difficult to evaluate precisely, see e.g. §3.3.2 in [42] for a discussion about this issue.
- (2) In the same framework, the *topological derivative* of $\text{Per}^R(\Omega)$ or $\text{Per}^T(\Omega)$, measuring the effect of the nucleation of a tiny hole inside Ω , is also uneasy to handle. Indeed, the sensitivity of the perimeter functions is of lower order in terms of the size of the vanishing hole, when compared with that most “usual” functionals of the domain; see for instance [44, 58].
- (3) In the relaxed setting of topology optimization, where the design is accounted for by a *density function* $u : D \rightarrow [0, 1]$ defined on the fixed domain D , a consistent counterpart to the perimeter functionals $\text{Per}^R(\Omega)$ or $\text{Per}^T(\Omega)$ has to be found, which makes sense for such density functions u (and not only on characteristic functions χ_Ω of “true” shapes $\Omega \subset D$), and enjoys “nice” algorithmic properties.

The latter task of devising suitable approximate perimeter functionals, defined for general density functions $u : D \rightarrow [0, 1]$ has been the focus of many investigations in the literature, in the particular instances where the bounding box D is the whole ambient space \mathbb{R}^d , or where D is a strict subset of \mathbb{R}^d and the version of the perimeter at hand is $\text{Per}^R(\Omega)$; we sketch an overview of the existing literature about these subjects in [Section 2.3](#) below.

On the contrary, very little attention has been paid to the total perimeter $\text{Per}^T(\Omega)$, to the best of our knowledge. It turns out that this perimeter functional is rarely used in numerical practice; often, its relative counterpart is tacitly retained, as in the practice of the level set method for shape optimization [7]. This is actually quite surprising, since in a fair number of applications, the total perimeter appears more natural than its relative counterpart: the boundary of the “hold-all” domain D has to be taken into account in the evaluation of the perimeter of the shape Ω when it has a “physical meaning”. This is the case, for instance, in situations involving contact mechanics, where at least one part of ∂D is in contact with an external device; see [50] about this physical setting and [51] for examples of related shape optimization problems.

The present article is a contribution to the mathematical and numerical approximation of the total perimeter functional $\text{Per}^T(\Omega)$ in density-based topology optimization frameworks. More precisely, we aim to construct approximate total perimeter functionals $P_\varepsilon(u)$ with “nice” algorithmic properties, and which are “consistent” with $\text{Per}^T(\Omega)$ as the small parameter $\varepsilon \rightarrow 0$. These are defined for a general density function $u : D \rightarrow [0, 1]$ and they involve a smoothing of the latter, whose magnitude is controlled by the “small” parameter ε . Two such constructions are proposed: on the one hand, the smoothing of u is realized by convolution with a smooth mollifier, and on the other hand, it is based on the regularizing effect of an elliptic Partial Differential Equation (PDE) supplemented with Robin boundary conditions. The

adequate and consistent characters of our approximate perimeter functionals will be given precise meanings in [Section 2.3](#) below, where our main results are described in more technical details.

This article is organized as follows. In [Section 2](#), we present the shape optimization problems of interest in this article, in an informal way. We then introduce density-based reformulations of such problems, and we overview the contributions from the literature devoted to the perimeter functional in this context, before describing ours. In [Section 3](#), we recall some necessary background material about functions with bounded variations and sets with finite perimeter, and then introduce our approximate total perimeter functionals. The next [Section 4](#) discusses the quality of these approximations in terms of their pointwise convergence and of the convergence of their derivatives in the particular case where the considered density u is the characteristic function χ_Ω of a smooth shape Ω . [Section 5](#) then deals with the Γ -convergence of the PDE-based approximate total perimeter functional. In [Section 6](#), we slip into the context of numerical shape and topology optimization: several numerical examples are presented to appraise the main points of our study. In [Section 7](#), some conclusions and perspectives arising from our study are outlined. The article ends with a technical appendix.

2. SHAPE AND TOPOLOGY OPTIMIZATION UNDER PERIMETER CONSTRAINTS

This section introduces the shape and topology optimization setting which serves as a motivation and guide throughout the paper. After introducing informally shape optimization problems and recalling basic related facts in [Section 2.1](#), density-based reformulations of such problems are broached in [Section 2.2](#). The available methods from the literature for dealing with perimeter functionals in the context of density-based topology optimization are then summarized in [Section 2.3](#), where the main contributions of the present article are described.

2.1. Classical stakes about shape optimization

Let us consider a model shape optimization problem of the form:

$$(2.1) \quad \min_{\Omega \subset D} J(\Omega) + \ell P(\Omega).$$

In the above formulation,

- The shape Ω is sought as a subset of a fixed computational domain D in \mathbb{R}^d ($d = 2$ or 3).
- The objective function $J(\Omega)$ brings into play the physical or the mechanical behavior of the optimized shape Ω (as described by e.g. the heat equation, the linearized elasticity system, etc.). We are not too specific for the moment about the precise definition of $J(\Omega)$, and we shall present several instances of such in [Section 6.4.1](#).
- The functional $P(\Omega)$ stands for either of the two perimeter functionals $\text{Per}^R(\Omega)$, $\text{Per}^T(\Omega)$ introduced in the previous section.

Admittedly, there are multiple variants of [\(2.1\)](#), featuring for instance $P(\Omega)$ as a constraint (instead of a mere penalization of the objective function $J(\Omega)$), or bringing into play additional constraints on Ω (e.g. on its volume). Shape optimization problems of this kind will be studied numerically in [Section 6](#), but for the simplicity of the exposition, we stick to the simple formulation [\(2.1\)](#) for the moment.

Remark 2.1. *The penalization of $J(\Omega)$ by the perimeter functional in [\(2.1\)](#) is a well-known stratagem to enforce the existence of an optimal shape, at least when particular instances of the objective function $J(\Omega)$ are considered, see e.g. [\[10\]](#) when $J(\Omega)$ is the compliance functional, and the work [\[37\]](#) dedicated to spectral functionals.*

Most numerical methods for problems of the form [\(2.1\)](#) rely on the derivatives of the objective and constraint functions with respect to the domain. This notion may be defined in a variety of frameworks, and we retain Hadamard's boundary variation method, giving rise to the concept of *shape derivative*; see for instance [\[9, 46, 57\]](#) and [\[58\]](#) about the alternative notion of *topological derivative*. Briefly, and omitting for simplicity the requirement that the considered shapes Ω should be contained inside D , variations of a bounded, Lipschitz domain $\Omega \subset \mathbb{R}^d$ are considered under the form:

$$(2.2) \quad \Omega_\theta := (\text{Id} + \theta)(\Omega), \quad \theta \in W^{1,\infty}(\mathbb{R}^d, \mathbb{R}^d), \quad \|\theta\|_{W^{1,\infty}(\mathbb{R}^d, \mathbb{R}^d)} < 1.$$

One function of the domain $F(\Omega)$ is then said to be *shape differentiable* at Ω if the underlying mapping $\theta \mapsto F(\Omega_\theta)$, from $W^{1,\infty}(\mathbb{R}^d, \mathbb{R}^d)$ into \mathbb{R} , is Fréchet differentiable at $\theta = 0$. The corresponding derivative $F'(\Omega)(\theta)$ is the shape derivative of $F(\Omega)$ at Ω , and the following expansion holds:

$$F(\Omega_\theta) = F(\Omega) + F'(\Omega)(\theta) + o(\theta), \text{ where } \frac{|o(\theta)|}{\|\theta\|_{W^{1,\infty}(\mathbb{R}^d, \mathbb{R}^d)}} \xrightarrow{\theta \rightarrow 0} 0.$$

From the numerical vantage, shape and topology optimization algorithms can be based on shape derivatives, using for instance mesh deformation algorithms as in [8, 59], or the level set method as in [7, 61, 66] for the numerical representation of the shape and its evolution; see [6] for a recent overview.

Let us conclude this section by recalling the following classical result about the shape differentiability of perimeter functionals (see e.g. [46], §5.4.2):

Proposition 2.1. *Let Ω be a bounded domain of class \mathcal{C}^3 . The mapping $\theta \mapsto \text{Per}(\Omega_\theta)$ from $\mathcal{C}^2(\mathbb{R}^d, \mathbb{R}^d) \cap W^{1,\infty}(\mathbb{R}^d, \mathbb{R}^d)$ into \mathbb{R} is Fréchet differentiable at $\theta = 0$, with shape derivative:*

$$\forall \theta \in \mathcal{C}^2(\mathbb{R}^d, \mathbb{R}^d) \cap W^{1,\infty}(\mathbb{R}^d, \mathbb{R}^d), \quad \text{Per}'(\Omega)(\theta) = \int_{\partial\Omega} \kappa \theta \cdot n \, ds,$$

where $\kappa : \partial\Omega \rightarrow \mathbb{R}$ is the mean curvature of $\partial\Omega$ (see [Appendix A.1](#)).

Remark 2.2. *Similar results hold for the relative and total perimeter functionals, except that the considered deformations θ in the practice of Hadamard's method (see (2.2)) should satisfy $\theta \cdot n = 0$ on the boundary ∂D of the computational domain.*

2.2. Density-based reformulation of shape optimization problems

Optimal design problems of the form (2.1) pose difficulties of various natures. From the mathematical viewpoint, the existence of an optimal shape Ω is often difficult to guarantee; in addition, the expression of the optimality conditions for (2.1) requires the technical calculation of shape or topological derivatives, as the building blocks of optimality conditions, see e.g. [9, 46] about these points. From the numerical viewpoint, the implementation of efficient shape optimization algorithms is far from straightforward [6, 63].

These challenges legitimate the popularity of density-based reformulations of (2.1). In a nutshell, the considered set of designs is extended from true “black-and-white” shapes $\Omega \subset D$ (or equivalently their characteristic functions χ_Ω , taking values 1 in Ω and 0 in $D \setminus \bar{\Omega}$) to more general density functions $u : D \rightarrow [0, 1]$, which are allowed to take intermediate “grayscale” values between 0 and 1.

The problem (2.1) is recast as:

$$(2.3) \quad \min_{u \in L^\infty(D, [0,1])} J(u) + \ell P(u).$$

Here, $J(u)$ and $P(u)$ stand for “suitable” extensions of the objective and perimeter functions $J(\Omega)$ and $P(\Omega)$ in (2.1) to density functions u , that is, $J(u) = J(\Omega)$ and $P(u) = P(\Omega)$ when $u = \chi_\Omega$ is the characteristic function of a shape $\Omega \subset D$. The formulation (2.3) certainly presents a number of advantages over (2.1); in particular, it is much simpler to handle numerically: for instance, algorithmic strategies based on the derivatives of the mappings $u \mapsto J(u)$ and $u \mapsto P(u)$ are easy to carry out.

This question of how to conveniently extend an objective function $J(\Omega)$ accounting for the “physical performance” of Ω (that is, involving the solution to a partial differential equation posed on Ω such as the heat equation or the linear elasticity system) to accommodate density functions has been extensively studied in the literature. Without entering into details, let us solely mention that the homogenization theory is often invoked [4] to this end, or simplified, heuristic versions are used, such as the famous Solid Isotropic Material with Penalization (SIMP) method in structural mechanics [25], the so-called “porosity method” in fluid mechanics [26], etc; see also our previous works [5, 16, 19] in this direction, where approximate versions $J(u)$ of typical functionals $J(\Omega)$ of the domain are constructed which are “consistent” with the shape and topological derivatives of the latter.

2.3. Perimeter functionals in density-based topology optimization: existing works and contributions of the present article

A great deal of work has been devoted to the relative perimeter functional $\text{Per}^R(\Omega)$ and its extensions to the context of density functions. One natural mathematical setting features functions $u \in BV(D)$ with *bounded variations* inside the computational domain D , see [Section 3.1](#) below for a brief reminder about this notion. The natural density-based counterpart of $\text{Per}^R(\Omega)$ then reads:

$$(2.4) \quad P^R(u) := \int_D |Du| = |Du|(D),$$

where $|Du|(D)$ is the *total variation* of $u \in BV(D)$. Unfortunately, this neat mathematical framework is difficult to exploit from the numerical vantage, since functions $u \in BV(D)$ generally present jumps, which are difficult to capture. This drawback has aroused interest for appropriate, smoothed versions $F_\varepsilon(u)$ of the (extended) relative perimeter $P^R(u)$, the perhaps most famous of which being the *Cahn-Hilliard functional*, defined for $u \in L^1(D)$ by:

$$(2.5) \quad F_\varepsilon(u) = \begin{cases} \int_D \left(\varepsilon |\nabla u|^2 + \frac{1}{\varepsilon} W(u) \right) dx & \text{if } u \in H^1(D), \\ +\infty & \text{otherwise.} \end{cases}$$

Here, the function $\mathbb{R} \ni s \mapsto W(s) \in \mathbb{R}$ is a potential with two wells in $s = 0$ and $s = 1$, satisfying suitable growth conditions. The functional $F_\varepsilon(u)$ essentially assumes $H^1(D)$ functions and $\varepsilon > 0$ is a “small” parameter tuning the level of smoothing. Intuitively, a minimizer u of $F_\varepsilon(u)$ is expected to show a good compromise between showing “not too steep” variations (which are penalized by the gradient term) while avoiding to take values “too different” from 0 and 1 (those being penalized by the potential $W(u)$). It was proved by Modica and Mortola [\[55, 54\]](#) that F_ε Γ -converges to the functional $F(u)$ defined by

$$F(u) = \begin{cases} c_W P^R(u) & \text{if } u \in BV(D, \{0, 1\}), \\ +\infty & \text{otherwise,} \end{cases}$$

where c_W is a real-valued constant which explicitly depends on the potential W . We refer to [Section 5.1](#) below for a short reminder of the notion of Γ -convergence; see also [\[2\]](#) for an enlightening discussion, and [\[30\]](#) for different instances of the Modica-Mortola approximation.

The approximate relative perimeter functional [\(2.5\)](#) (or variants of it) has been a popular means to formulate constraints on the length of codimension 1 subsets in density-based optimal design problems. Let us mention a few such applications:

- In image segmentation, the objects composing an image, supplied as a grayscale intensity function $I : D \rightarrow [0, 1]$, can be identified by minimizing the *Mumford-Shah functional*, defined over functions $u \in BV(D, [0, 1])$. The latter is a weighted sum of a proximity term between u and I and the measure of the jump set S_u of the optimized function; see [\[24\]](#) for an overview. The so-called *Ambrosio-Tortorelli functional* approximates this jump part by a modified version of [\(2.5\)](#) [\[14, 15\]](#).
- A quite similar approach is used in [\[28\]](#) in the context of an optimal repartition problem of a solid phase, made of an elastic material, a liquid phase and void. These three phases are described by a single “phase-field” function $u \in BV(D)$, whose values are imposed to be close to -1 , 0 , or 1 by the presence of a three-well potential in the minimized energy. Furthermore, the length of the interface between each phase is penalized in a manner reminiscent to the aforementioned Modica-Mortola procedure.
- The functional $F_\varepsilon(u)$ in [\(2.5\)](#) also makes it possible to approximate the gradient flow of the perimeter functional – the *mean curvature flow* – by the gradient flow of the minimization of $u \mapsto F_\varepsilon(u)$ – the *Allen-Cahn equation*. A degenerate case of this last equation leads to the *Bence-Merriman-Osher algorithm*, also referred to as “threshold dynamics”. In a nutshell, a shape Ω is updated by alternating convolutions of the characteristic function of Ω with a kernel (for instance, the fundamental solution to the heat equation) with thresholdings of the resulting function. We refer to [\[52\]](#) for the seminal article about threshold dynamics, to [\[39\]](#) for an extension to the multi-phase context and to e.g. [\[32\]](#) and references therein for more details on these approaches.

The use of the approximate relative perimeter functional (2.5) is certainly more convenient than that of the exact formula (2.4) from a practical viewpoint. Yet, a number of numerical difficulties persist, mainly because the defining formula (2.5) involves the gradient of the optimized function u . As a consequence, (2.5) only makes sense when u belongs to $H^1(D)$, and so its use in optimal design prevents u from being a characteristic function; instead, u will inevitably present intermediate “grayscale” values between 0 and 1. Moreover, the derivative of $u \mapsto F_\varepsilon(u)$, which is the key ingredient of most first-order optimization algorithm for (2.3) (where $P(u)$ is replaced by $F_\varepsilon(u)$), involves second-order derivatives of u . Hence, a high-order discretization has to be used for u to ensure the accuracy of the computation of this derivative, or a sophisticated semi-implicit scheme has to be used to update u , as in [28].

In order to circumvent these concerns, elaborating on ideas present in [3, 53] (see also [39] in the multi-phase context), an alternative approximation of the relative perimeter $P^R(u)$ was proposed in [21]:

$$(2.6) \quad \widetilde{F}_\varepsilon(u) = \frac{1}{\varepsilon} \int_D (1 - L_\varepsilon^{\text{Neu}} u) u \, dx,$$

where $L_\varepsilon^{\text{Neu}} u$ is the unique solution $v_\varepsilon \in H^1(D)$ to the PDE

$$(2.7) \quad \begin{cases} -\varepsilon^2 \Delta v_\varepsilon + v_\varepsilon = u & \text{in } D, \\ \frac{\partial v_\varepsilon}{\partial n} = 0 & \text{on } \partial D. \end{cases}$$

Using the jargon of topology optimization, the optimized design u is *filtered* thanks to the regularizing effect of the elliptic operator (2.7); see [27] for a theoretical justification and [34] for a related numerical investigation. The analysis in [21] reveals that $\widetilde{F}_\varepsilon$ Γ -converges in $L^\infty(D, [0, 1])$ (when the latter is equipped with the $L^1(D)$ distance) to the following multiple of the extended relative perimeter:

$$\widetilde{F}(u) := \begin{cases} \frac{1}{2} |Du|(D) & \text{if } u \in BV(D, \{0, 1\}), \\ +\infty & \text{otherwise.} \end{cases}$$

The above contributions are dedicated to the relative perimeter $\text{Per}^R(\Omega)$ of a domain Ω , or its extension (2.4) to density functions u . As we have mentioned, in sharp contrast with this abundant literature, very few contributions have been dealing with the total perimeter functional $\text{Per}^T(\Omega)$, to the best of our knowledge.

The latter is readily extended to the density-based topology optimization setting via the following formula:

$$(2.8) \quad P^T(u) := \int_D |D\tilde{u}|, \quad u \in BV(D),$$

where \tilde{u} stands for the extension of u by 0 outside D . Understandably enough, this extended function suffers from the same drawbacks as its relative counterpart in (2.4).

The main goal of the present work is precisely to construct, analyze and put into practical use suitable approximate versions of (2.8). More precisely, we introduce approximate versions of the total perimeter $P^T(u)$ whose common structure resembles very much that of (2.6):

$$(2.9) \quad P_\varepsilon(u) = \frac{1}{\varepsilon} \int_D (1 - L_\varepsilon \tilde{u}) u \, dx.$$

In the above definition, L_ε is a regularizing operator, about which two versions are proposed:

- One of them, $L_\varepsilon^{\text{conv}} u = \eta_\varepsilon * u$ is based on the convolution of u with a smooth mollifier η_ε ;
- The second one, $L_\varepsilon^{\text{Rob}}$, resembles much the operator in (2.6), except that the homogeneous Neumann boundary condition in (2.7) is replaced by a Robin boundary condition: $L_\varepsilon^{\text{Rob}} u$ is now the unique solution $v_\varepsilon \in H^1(D)$ to the boundary-value problem:

$$\begin{cases} -\varepsilon^2 \Delta v_\varepsilon + v_\varepsilon = u & \text{in } D, \\ \varepsilon \frac{\partial v_\varepsilon}{\partial n} + v_\varepsilon = 0 & \text{on } \partial D. \end{cases}$$

We denote by $P_\varepsilon^{\text{conv}}(u)$ (resp. $P_\varepsilon^{\text{Rob}}(u)$) the instance of (2.9) corresponding to the choice of the operator $L_\varepsilon^{\text{conv}}$ (resp. $L_\varepsilon^{\text{Rob}}$). These constructions echo to our previous contributions [5, 16, 19], where density-based approximate topology optimization problems were introduced, showing “consistent” optimality conditions with those of the original shape optimization problem.

We then analyze thoroughly the mathematical properties of the functions $P_\varepsilon(u)$ defined by (2.9), as well as the quality of the induced approximation of $P^T(u)$. Our main contributions can be summarized as follows:

- (i) We first address the *pointwise convergence* of the functions $P_\varepsilon(u)$: when $u = \chi_\Omega$ is the characteristic function of a “smooth enough” shape $\Omega \subset D$, we prove that both quantities $P_\varepsilon^{\text{conv}}(u)$ and $P_\varepsilon^{\text{Rob}}(u)$ converge (up to an explicit multiplicative constant) to the total perimeter $\text{Per}^T(\Omega)$ as $\varepsilon \rightarrow 0$, see [Sections 4.1](#) and [4.2](#). This result is generalized later in [Section 5](#), where we show that, in the case of the functional $P_\varepsilon^{\text{Rob}}(u)$, the pointwise convergence of $P_\varepsilon^{\text{Rob}}(u)$ to (a multiple of) $P^T(u)$ actually holds when u is an arbitrary function in $BV(D, \{0, 1\})$.
- (ii) We then consider in [Section 4.3](#) the convergence of the “derivative” $g_{u,\varepsilon}$ of the mapping $u \mapsto P_\varepsilon(u)$ to the shape derivative of $\Omega \mapsto \text{Per}(\Omega)$ as $\varepsilon \rightarrow 0$ in both cases where $L_\varepsilon = L_\varepsilon^{\text{conv}}$ and $L_\varepsilon = L_\varepsilon^{\text{Rob}}$. When $u = \chi_\Omega$ is the characteristic function of a “smooth enough” shape $\Omega \subset D$, we prove that $g_{u,\varepsilon}(x)$ converges (up to a multiplicative constant) to the mean curvature $\kappa(x)$ of Ω at all points $x \in \partial\Omega \cap D$. This convergence result is important in practice since it accounts for the convergence of the optimality conditions attached to $P_\varepsilon^{\text{conv}}(u)$ and $P_\varepsilon^{\text{Rob}}(u)$ to those corresponding to $\text{Per}^T(\Omega)$, and also for the consistency of the associated gradient flows.
- (iii) Finally, we show in [Section 5](#) that the PDE-based approximate total perimeter $P_\varepsilon^{\text{Rob}}(u)$ Γ -converges to (a multiple of) $P^T(u)$; this feature accounts for the behavior of the minimizers of $P_\varepsilon^{\text{Rob}}(u)$ as $\varepsilon \rightarrow 0$, or more generally for that of solutions to optimization problems involving $P_\varepsilon^{\text{Rob}}(u)$ such as [\(2.3\)](#), see [Remark 5.2](#) for further comments about this point.

Last but not least, these results are illustrated in [Section 6](#) by several numerical examples, ranging from mere validation experiments to more concrete resolutions of shape and topology optimization problems.

3. THE TOTAL AND RELATIVE PERIMETER FUNCTIONALS AND THEIR APPROXIMATIONS

In this section, we properly introduce our approximate total perimeter functionals. Since they are built in the density-based setting introduced in [Section 2.2](#), we first recall in [Section 3.1](#) some basic material about the chosen mathematical framework, namely that of functions with bounded variations and sets with finite perimeter. Meanwhile, we set some notations used throughout the article. The approximate total perimeter functionals are then formally presented in [Section 3.2](#).

Thenceforth, D stands for a bounded “hold-all” domain of \mathbb{R}^d (where $d = 2, 3$ in applications), with at least Lipschitz regularity.

3.1. Preliminaries about geometric measure theory

Our main reference about the topics discussed in this section is [\[22\]](#); see also [\[12\]](#).

3.1.1. Functions with bounded variations

Let us start with a definition.

Definition 3.1. *A function $u : D \rightarrow \mathbb{R}$ with bounded variations on D is a function $u \in L^1(D)$ whose distributional gradient Du , defined by:*

$$\forall \varphi \in \mathcal{C}_c^1(D, \mathbb{R}^d), \quad \langle Du, \varphi \rangle := - \int_D u \operatorname{div} \varphi \, dx,$$

is an \mathbb{R}^d -valued Borel measure on D .

We denote by $BV(D)$ the space of functions with bounded variations in D .

Note that, as in [\[12\]](#), Chap. 1, this definition implicitly assumes that the total variation of Du is bounded when $u \in BV(D)$, that is:

$$|Du|(D) = \int_D |Du| = \sup_{\substack{\varphi \in \mathcal{C}_c^1(D, \mathbb{R}^d) \\ \|\varphi\|_{L^\infty(D)} \leq 1}} \int_D u \operatorname{div} \varphi \, dx < +\infty.$$

As a result of the last fact, the integral

$$\int_D f \cdot Du$$

can be defined for all continuous and bounded function $f \in \mathcal{C}(\overline{D}, \mathbb{R}^d)$.

The quantity $|Du|(D)$ (be it finite or infinite) is called the *total variation* of a function $u \in L^1(D)$; since it writes as the supremum of a family of linear functionals, the mapping $L^1(D) \ni u \mapsto |Du|(D) \in \mathbb{R} \cup \{\infty\}$ is lower semi-continuous.

The following proposition asserts that smooth functions are dense in the space $BV(D)$, when an adapted notion of convergence is considered on the latter space, see Th. 10.1.2 in [22].

Proposition 3.1. *For any function $u \in BV(D)$, there exists a sequence $u_n \in C^\infty(\overline{D})$ converging to u for the intermediate convergence, that is:*

$$u_n \xrightarrow{n \rightarrow \infty} u \text{ strongly in } L^1(D), \text{ and } \int_D |\nabla u_n| dx \xrightarrow{n \rightarrow \infty} \int_D |Du|.$$

Like functions in the Sobolev space $H^1(D)$, functions with bounded variations in D possess a trace on the boundary ∂D :

Definition-Proposition 3.2. *The usual restriction operator*

$$C^\infty(\overline{D}) \ni u \mapsto u|_{\partial D} \in L^1(\partial D)$$

has a bounded extension to the space $BV(D)$, which we refer to as the trace operator on $BV(D)$.

Moreover, the mapping $\gamma_0 : BV(D) \rightarrow L^1(\partial D)$ is continuous when $BV(D)$ is equipped with the topology of the intermediate convergence.

In this context, an adapted version of the Green's formula holds for functions $u \in BV(D)$, see [22], Th. 10.2.1:

Proposition 3.2. *Let u be a function in $BV(D)$; then for any function $\varphi \in C^1(\overline{D}, \mathbb{R}^d)$, it holds:*

$$(3.1) \quad \int_D \varphi \cdot Du = - \int_D u \operatorname{div} \varphi dx + \int_{\partial D} \gamma_0(u) \varphi \cdot n_D d\mathcal{H}^{d-1}.$$

Here and thenceforth, we denote by \mathcal{H}^t the t -dimensional Hausdorff measure on \mathbb{R}^d for any non negative real number $t \geq 0$. We recall that \mathcal{H}^{d-1} is simply the surface measure ds when it is restricted to the boundary ∂D , while \mathcal{H}^d coincides with the Lebesgue measures \mathcal{L}^d of Borel subsets of \mathbb{R}^d . The vector field n_D in (3.1) (or simply n when the context is clear) is the unit normal vector to ∂D , pointing outward D .

Throughout the paper, we denote by \tilde{v} the extension by 0 to \mathbb{R}^d of a function $v \in L^1(D)$; the previous identity then rewrites equivalently:

$$\forall \varphi \in C^1(\overline{D}, \mathbb{R}^d), \quad - \int_{\mathbb{R}^d} \tilde{u} \operatorname{div} \varphi dx = - \int_D u \operatorname{div} \varphi dx = \int_D \varphi \cdot Du - \int_{\partial D} \gamma_0(u) \varphi \cdot n d\mathcal{H}^{d-1},$$

and so we have the following identity between \mathbb{R}^d -valued measures on \mathbb{R}^d :

$$(3.2) \quad D\tilde{u} = Du|_D - \gamma_0(u)n \mathcal{H}^{d-1}|_{\partial D}.$$

3.1.2. Approximate limits

Let $E \subset \mathbb{R}^d$ be a Borel subset, and let $u : \mathbb{R}^d \rightarrow \mathbb{R}$ be a measurable function.

Definition 3.3. *The function u is said to have an E -approximate limit $\ell = \operatorname{ap} \lim_{\substack{x \rightarrow x_0 \\ x \in E}} u(x)$ at some point*

$x_0 \in \mathbb{R}^d$ if and only if for every $\varepsilon > 0$, it holds:

$$(3.3) \quad \frac{\mathcal{L}^d(B_\rho(x_0) \cap E \cap \{|f - \ell| < \varepsilon\})}{\mathcal{L}^d(B_\rho(x_0) \cap E)} \xrightarrow{\rho \rightarrow 0} 1.$$

Here and throughout the text, $\{|f - \ell| < \varepsilon\}$ is a shortcut for the set of points $x \in \mathbb{R}^d$ such that $|f(x) - \ell| < \varepsilon$. Also, $B_\rho(x_0)$ is the open ball with center x_0 and radius ρ .

For $x_0 \in \mathbb{R}^d$ and a given unit vector a in the unit sphere $\mathbb{S}^{d-1} \subset \mathbb{R}^d$, we introduce the half-space oriented by a :

$$\pi_a(x_0) = \left\{ x \in \mathbb{R}^d, (x - x_0) \cdot a > 0 \right\}.$$

Definition 3.4. One point $x_0 \in \mathbb{R}^d$ is said to be a regular point of the measurable function u if there exists a direction $a \in \mathbb{S}^{d-1}$ such that the following two approximate limits exist:

$$(3.4) \quad u_a(x_0) := \text{ap} \lim_{\substack{x \rightarrow x_0 \\ x \in \pi_a(x_0)}} u(x), \text{ and } u_{-a}(x_0) := \text{ap} \lim_{\substack{x \rightarrow x_0 \\ x \in \pi_{-a}(x_0)}} u(x).$$

The following proposition sheds some light about the nature of regular points; see [22], Th. 10.3.1.

Definition-Proposition 3.5. Let x_0 be a regular point of the measurable function u and let the direction $a \in \mathbb{S}^{d-1}$ be as in (3.4); two situations may occur:

- If $u_a(x_0) = u_{-a}(x_0)$, then for any direction $b \in \mathbb{S}^{d-1}$, the approximate limit $u_b(x_0)$ exists and equals $u_a(x_0)$; x_0 is said to be a point of approximate continuity of u ;
- If $u_a(x_0) \neq u_{-a}(x_0)$, then a is the unique vector (up to a sign) in \mathbb{S}^{d-1} such that $u_{\pm a}(x_0)$ exist; x_0 is said to be a jump point of u .

We denote by S_u the jump set of u , i.e. the set of its jump points.

3.1.3. Sets with finite perimeter

In the following, we shall be interested in those functions in $BV(D)$ which only take the values 0 and 1, that is, the characteristic functions χ_E of Borel subsets $E \subset D$. Those sets $E \subset D$ such that χ_E belongs to $BV(D, \{0, 1\})$ are called *subsets of D with finite (relative) perimeter*.

The topological boundary ∂E of a set E with finite perimeter in D may be a quite singular object; see for instance [45] §1.10. Two other notions of boundary are actually better suited for the study of such sets:

- The first one of them is the *measure theoretical (or essential) boundary* $\partial_M E$, defined for a general Borel set $E \subset \mathbb{R}^d$, not necessarily contained in D , by:

$$\partial_M E = \left\{ x \in \mathbb{R}^d, \limsup_{\rho \rightarrow 0} \frac{\mathcal{L}^d(B_\rho(x) \cap E)}{\mathcal{L}^d(B_\rho(x))} > 0 \text{ and } \limsup_{\rho \rightarrow 0} \frac{\mathcal{L}^d(B_\rho(x) \setminus E)}{\mathcal{L}^d(B_\rho(x))} > 0 \right\} \subset \partial E.$$

- The second notion of importance is the jump set $S_{\chi_E} \cap D$ of the characteristic function of E . In this case, it coincides with the set of points $x_0 \in D$ where there exists a direction $a \in \mathbb{S}^{d-1}$ such that:

$$(3.5) \quad \lim_{\rho \rightarrow 0} \frac{\mathcal{L}^d(B_\rho(x_0) \cap \pi_{-a}(x_0) \cap E)}{\mathcal{L}^d(B_\rho(x_0) \cap \pi_{-a}(x_0))} = 1, \text{ and } \lim_{\rho \rightarrow 0} \frac{\mathcal{L}^d(B_\rho(x_0) \cap \pi_a(x_0) \cap E)}{\mathcal{L}^d(B_\rho(x_0) \cap \pi_a(x_0))} = 0.$$

Finally, we list below a few useful properties of sets E with finite perimeter in D , see [22], Th. 10.3.2.

Proposition 3.3. Let $E \subset D$ be a set with finite perimeter; then

- There exists a vector field $\nu(x)$ with values in \mathbb{S}^{d-1} , the inner measure theoretic normal vector to E , defined for \mathcal{H}^{d-1} almost every point $x \in \partial_M E$, such that:

$$D\widetilde{\chi_E} = \nu \mathcal{H}^{d-1}|_{\partial_M E} \text{ and } D\chi_E|_D = \nu \mathcal{H}^{d-1}|_{(\partial_M E) \cap D}.$$

In particular, it holds:

$$|D\widetilde{\chi_E}| = \mathcal{H}^{d-1}(\partial_M E) \text{ and } |D\chi_E| = \mathcal{H}^{d-1}((\partial_M E) \cap D).$$

It follows from (3.2) that $\nu(x)$ coincides with $-n(x)$ at points $x \in \partial_M E \cap \partial D$, where n is the unit normal vector to ∂D pointing outward D .

- The jump set $S_{\chi_E} \cap D$ coincides with $\partial_M E \cap D$ up to an \mathcal{H}^{d-1} -negligible set. For $x_0 \in S_{\chi_E} \cap D$, the vector a in (3.5) then equals $-\nu(x_0)$.
- \mathcal{H}^{d-1} -almost every point in D is a regular point of χ_E .

3.1.4. Perimeter functionals in the setting of functions with bounded variations

Let us now consider the functional defined for a general function with bounded variations in \mathbb{R}^d by:

$$(3.6) \quad P(u) = |Du|(\mathbb{R}^d), \quad u \in BV(\mathbb{R}^d),$$

and for $u \in BV(D)$, let

$$(3.7) \quad \begin{aligned} P^R(u) &:= \int_D |Du|, \text{ and } P^T(u) &:= \int_{\mathbb{R}^d} |D\tilde{u}| \\ &= \int_D |Du| + \int_{\partial D} |\gamma_0(u)| d\mathcal{H}^{d-1}. \end{aligned}$$

Note that we have used (3.2) in passing from the first to the second line of the above equality.

These functions are tailored in such a way that, if Ω is a bounded Lipschitz domain of \mathbb{R}^d ,

$$\text{Per}(\Omega) = P(\chi_\Omega),$$

and if Ω is a bounded Lipschitz subset of D ,

$$\text{Per}^R(\Omega) = P^R(\chi_\Omega), \text{ and } \text{Per}^T(\Omega) = P^T(\chi_\Omega).$$

Hence, with a small abuse of language, these functions will still be referred to as the perimeter (resp. the relative and total perimeter) of u .

3.2. Definition of the approximate perimeter functionals

We are now in position to introduce approximate versions $P_\varepsilon(u)$ of the total perimeter $P^T(u)$. Two different constructions are presented, with competing assets and drawbacks. They have the common structure

$$(3.8) \quad P_\varepsilon : L^\infty(D, [0, 1]) \rightarrow \mathbb{R}, \quad P_\varepsilon(u) = \frac{1}{\varepsilon} \int_D (1 - L_\varepsilon \tilde{u})u \, dx,$$

and when possible, we shall deal with them in a unified fashion. In the above, $L_\varepsilon : L^\infty(\mathbb{R}^d, [0, 1]) \rightarrow L^\infty(D, [0, 1])$ is a regularizing operator of the integral form

$$(3.9) \quad L_\varepsilon u(x) = \int_{\mathbb{R}^d} N_\varepsilon(x, y)u(y) \, dy, \quad x \in D.$$

The kernel $N_\varepsilon(x, y)$ has the decomposition:

$$(3.10) \quad N_\varepsilon(x, y) = \frac{1}{\varepsilon^d} \mu\left(\frac{x-y}{\varepsilon}\right) + R_\varepsilon(x, y),$$

where

- the function $\mu \in L^1(\mathbb{R}^d)$ is radial, smooth on $\mathbb{R}^d \setminus \{0\}$, and it has unit integral:

$$\int_{\mathbb{R}^d} \mu(x) \, dx = 1.$$

Besides, μ has (at most) a weak singularity near 0:

$$(3.11) \quad \exists \rho_1 > 0, C > 0 \text{ s.t. } \forall |y| < \rho_1, \quad \begin{cases} |\mu(y)| \leq C |\log |y|| & \text{if } d = 2, \\ |\mu(y)| \leq C |y|^{-1} & \text{if } d = 3. \end{cases}$$

and it has fast decay at infinity:

$$(3.12) \quad \exists \rho_2 > 0, C > 0 \text{ and } \alpha > 0 \text{ s.t. } \forall |y| > \rho_2, \quad |\mu(y)| \leq C e^{-\alpha|y|}.$$

- For any compact set $K \Subset D$, the remainder $R_\varepsilon(x, y)$ satisfies

$$(3.13) \quad \sup_{x \in K} \|R_\varepsilon(x, \cdot)\|_{L^\infty(D)} \leq C e^{-\frac{\alpha}{\varepsilon}},$$

for some positive constants C and α depending on K .

We now discuss two possible definitions $L_\varepsilon^{\text{conv}}$ and $L_\varepsilon^{\text{Rob}}$ of the regularizing operator L_ε , which induce via (3.8) two different approximate total perimeter functions $P_\varepsilon^{\text{conv}}$ and $P_\varepsilon^{\text{Rob}}$.

3.2.1. Approximate perimeter functionals based on a mollifying kernel

Let $\eta : \mathbb{R}^d \rightarrow \mathbb{R}$ be a smooth mollifier, that is:

- η is of class C^∞ ;
- η has compact support inside the unit ball $B_1(0)$;
- η has unit integral $\int_{\mathbb{R}^d} \eta \, dx = 1$;
- η has radial symmetry: there exists a smooth function $\hat{\eta} : \mathbb{R} \rightarrow \mathbb{R}$ such that $\eta(x) = \hat{\eta}(|x|)$ for $x \in \mathbb{R}^d$.

For $\varepsilon > 0$, we set $\eta_\varepsilon(x) = \frac{1}{\varepsilon^d} \eta(\frac{x}{\varepsilon})$ and we introduce the convolution operator

$$(3.15) \quad L_\varepsilon^{\text{conv}} : L^1(\mathbb{R}^d) \rightarrow L^\infty(\mathbb{R}^d), \quad L_\varepsilon^{\text{conv}} u(x) = (\eta_\varepsilon * u)(x) = \int_{\mathbb{R}^d} \eta(y)u(x - \varepsilon y) \, dy, \text{ a.e. } x \in \mathbb{R}^d.$$

Inspired from [17, 21], we now define the approximation $P_\varepsilon^{\text{conv}}(u)$ of the total perimeter $P^T(u)$ by:

$$\forall u \in L^1(\mathbb{R}^d), \quad P_\varepsilon^{\text{conv}}(u) = \frac{1}{\varepsilon} \int_D (1 - L_\varepsilon^{\text{conv}} \tilde{u}) u \, dx.$$

Remark 3.1.

- A similar approximation could be worked out for the absolute perimeter functional $P(u)$, but not for the relative perimeter $P^R(u)$. Indeed, doing so would rely on a procedure to extend u from D to \mathbb{R}^d without creating “artificial” jumps across ∂D .
- We shall see that, despite its intuitive character, the convolution-based functional $P_\varepsilon^{\text{conv}}(u)$ is not so easy to handle as the PDE-based counterpart presented in the next section, from both theoretical and numerical viewpoints.

3.2.2. Approximate functionals using the regularizing effect of an elliptic partial differential equation

Our PDE-based approximation of the total perimeter $P^T(u)$ is based on the following operator: for a given function $u \in L^\infty(D, [0, 1])$, let

$$(3.16) \quad L_\varepsilon^{\text{Rob}} u = v_\varepsilon,$$

where $v_\varepsilon \in H^1(D)$ is the unique solution to the boundary value problem:

$$(3.17) \quad \begin{cases} -\varepsilon^2 \Delta v_\varepsilon + v_\varepsilon = u & \text{in } D, \\ \varepsilon \frac{\partial v_\varepsilon}{\partial n} + v_\varepsilon = 0 & \text{on } \partial D. \end{cases}$$

The approximate total perimeter $P_\varepsilon^{\text{Rob}}(u)$ is defined by:

$$(3.18) \quad P_\varepsilon^{\text{Rob}}(u) = \frac{1}{\varepsilon} \int_D (1 - v_\varepsilon) u \, dx.$$

At the moment, it is not obvious that the functional $P_\varepsilon^{\text{Rob}}$ has the desired structure (3.8). To see this more clearly, we rely on the integral representation of v_ε :

$$v_\varepsilon(x) = \int_D N_\varepsilon(x, y) u(y) \, dy, \text{ for a.e. } x \in D.$$

In the above formula, $N_\varepsilon(x, y)$ is the fundamental solution of the equation (3.17): for $x \in D$, $y \mapsto N_\varepsilon(x, y)$ satisfies

$$\begin{cases} -\varepsilon^2 \Delta_y N_\varepsilon(x, y) + N_\varepsilon(x, y) = \delta_{y=x} & \text{in } D, \\ \varepsilon \frac{\partial N_\varepsilon}{\partial n_y}(x, y) + N_\varepsilon(x, y) = 0 & \text{on } \partial D, \end{cases}$$

where $\delta_{y=x}$ is the Dirac distribution at $y = x$.

The function $N_\varepsilon(x, y)$ can be expressed in terms of the fundamental solution Φ_ε of the operator $v \mapsto -\varepsilon^2 \Delta v + v$ in the free space, which satisfies, for all $x \in \mathbb{R}^d$,

$$-\varepsilon^2 \Delta_y \Phi_\varepsilon(x, y) + \Phi_\varepsilon(x, y) = \delta_{y=x} \text{ in the sense of distributions in } \mathbb{R}^d.$$

This function Φ_ε has the analytic expression

$$(3.19) \quad \Phi_\varepsilon(x, y) = \frac{1}{\varepsilon^d} \Phi\left(\frac{x-y}{\varepsilon}\right), \text{ where } \Phi(x) := \frac{1}{(2\pi)^{\frac{d}{2}}} \frac{1}{|x|^{\frac{d}{2}-1}} K_{\frac{d}{2}-1}(|x|),$$

that is, $\Phi(x)$ is the fundamental solution of the operator $v \mapsto -\Delta v + v$ in the free space \mathbb{R}^d , involving the *modified Bessel function of second kind* K_a with parameter $a \geq 0$, see e.g. [48] §2.3. The following lemma collects useful estimates about Φ , see [1], §9.6.

Lemma 3.1. *The function $\Phi : \mathbb{R}^d \setminus \{0\} \rightarrow \mathbb{R}$ defined in (3.19) satisfies the following properties:*

- (i) Φ is of class \mathcal{C}^∞ on $\mathbb{R}^d \setminus \{0\}$.
- (ii) Φ is non negative, and $\int_{\mathbb{R}^d} \Phi(x) \, dx = 1$.
- (iii) (Estimates near 0) For $m > 0$, there exists a constant $C > 0$ depending on m such that

$$\forall x \in \mathbb{R}^d \setminus \{0\}, |x| < m, \quad \begin{cases} \Phi(x) \leq C |\log |x|| & \text{if } d = 2, \\ \Phi(x) \leq C |x|^{-1} & \text{if } d = 3. \end{cases}$$

(iv) (Estimates of the derivative near 0) For $m > 0$, there exists a constant $C > 0$ depending on m such that

$$\forall x \in \mathbb{R}^d \setminus \{0\}, |x| < m, \quad \begin{cases} \left| \frac{\partial \Phi}{\partial x_i}(x) \right| \leq C|x|^{-1} & \text{if } d = 2, \\ \left| \frac{\partial \Phi}{\partial x_i}(x) \right| \leq C|x|^{-2} & \text{if } d = 3, \end{cases} \quad i = 1, \dots, d.$$

(v) (Estimates at ∞) For $M > 0$ and a multi-index $\alpha \in \mathbb{N}^d$, there exist constants $a > 0$, $C > 0$ depending on M and p such that

$$\forall x \in \mathbb{R}^d, |x| > M, \quad \left| \frac{\partial^\alpha \Phi}{\partial x^\alpha}(x) \right| \leq C e^{-a|x|}.$$

The function $N_\varepsilon(x, y)$ can now be decomposed as:

$$N_\varepsilon(x, y) = \Phi_\varepsilon(x, y) + R_\varepsilon(x, y),$$

where for given $x \in D$, the remainder $y \mapsto R_\varepsilon(x, y)$ satisfies:

$$\begin{cases} -\varepsilon^2 \Delta_y R_\varepsilon(x, y) + R_\varepsilon(x, y) = 0 & \text{in } D, \\ \varepsilon \frac{\partial R_\varepsilon}{\partial n_y}(x, y) + R_\varepsilon(x, y) = -\varepsilon \frac{\partial \Phi_\varepsilon}{\partial n_y}(x, y) - \Phi_\varepsilon(x, y) & \text{on } \partial D. \end{cases}$$

It then follows from the structure (3.19) of the fundamental solution Φ_ε , the decay of modified Bessel functions at infinity (see (v) in Lemma 3.1) and classical elliptic estimates that for a given compact subset $K \Subset D$,

$$\sup_{x \in K} \|R_\varepsilon(x, \cdot)\|_{L^\infty(D)} \leq C e^{-\frac{a}{\varepsilon}},$$

for some positive constants a, C depending on K .

Remark 3.2. A similar approximate counterpart was proposed for the relative perimeter (3.7) in [21]:

$$(3.20) \quad P_\varepsilon^{\text{Neu}}(u) := \frac{1}{\varepsilon} \int_D (1 - w_\varepsilon) u \, dx,$$

in which w_ε is the $H^1(D)$ solution to problem

$$\begin{cases} -\varepsilon^2 \Delta w_\varepsilon + w_\varepsilon = u & \text{in } D, \\ \frac{\partial w_\varepsilon}{\partial n} = 0 & \text{on } \partial D. \end{cases}$$

Let us emphasize the flexibility of the use of PDE-based regularizing operators L_ε in the device of our gradient-free perimeter functionals (3.8): an approximate version of the total perimeter is obtained from its relative counterpart by simply changing boundary conditions in the defining boundary-value problem.

4. POINTWISE CONVERGENCE PROPERTIES OF THE APPROXIMATE TOTAL PERIMETER FUNCTIONALS UNDER A REGULARITY ASSUMPTION

We first discuss the convergence properties of the approximate functionals $P_\varepsilon^{\text{conv}}(u)$ and $P_\varepsilon^{\text{Rob}}(u)$ towards the total perimeter functional $P^T(u)$ in the particular case where $u = \chi_\Omega$ is the characteristic function of a domain $\Omega \subset D$. Throughout this section, we proceed under the following hypotheses:

- (i) The domain D is piecewise smooth.
- (ii) The shape $\Omega \subset D$ is of the form $\Omega = D \cap \mathcal{O}$ where $\mathcal{O} \subset \mathbb{R}^d$ is a Lipschitz, piecewise smooth bounded domain. As a result, the boundary $\partial\Omega$ can be decomposed as:

$$(4.1) \quad \partial\Omega = \bar{\Gamma} \cup \overline{\Gamma_D}, \quad \text{where } \Gamma := \partial\Omega \cap D \text{ and } \Gamma_D := \partial D \cap \mathcal{O},$$

- (iii) For every point $x \in \partial D \cap \partial\mathcal{O}$, the boundaries of \mathcal{O} and D are smooth at x and the normal vectors $n_{\mathcal{O}}(x)$ and $n_D(x)$ satisfy $|n_{\mathcal{O}}(x) \cdot n_D(x)| < 1$.

Roughly speaking, part (iii) of the above assumption means that the boundaries $\partial\mathcal{O}$ and ∂D are not exactly parallel at the points where they intersect. In particular, Ω is Lipschitz regular, see Fig. 2 for an illustration.

We start in Section 4.1 by proving the pointwise convergence $P_\varepsilon^{\text{conv}}(u) \rightarrow P^T(u)$ as $\varepsilon \rightarrow 0$ when $u = \chi_\Omega$ is the characteristic function of a domain $\Omega \subset D$. Then, in Section 4.2, we deal with the pointwise convergence of $P_\varepsilon^{\text{Rob}}(u)$. Note that the results of this section will be retrieved in a more general context in Section 5.5; yet, we believe that the calculations conducted in here are interesting per se, since they allow for a clearer

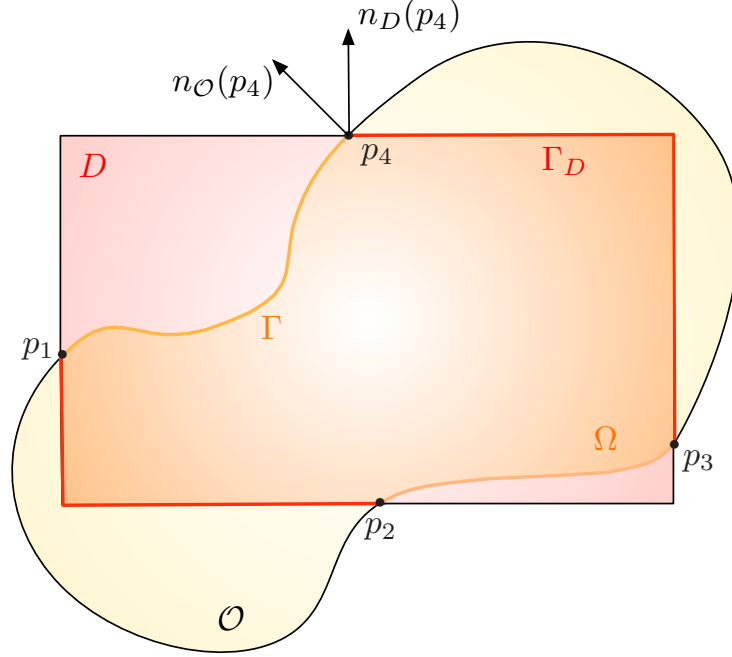


FIGURE 2. Illustration of the assumptions (4.1) of Section 4: the region $\Gamma = \partial\Omega \cap D$ of the boundary of Ω is depicted in yellow, while the region $\Gamma_D = \partial D \cap \mathcal{O}$ is in red.

intuition of the convergence process. We finally examine in Section 4.3 the behavior of the derivatives of the mappings $u \mapsto P_\varepsilon^{\text{conv}}(u)$ and $u \mapsto P_\varepsilon^{\text{Rob}}(u)$ as $\varepsilon \rightarrow 0$.

4.1. Pointwise convergence of the convolution-based functional $P_\varepsilon^{\text{conv}}(u)$ towards $P^T(u)$

Let us start with a technical lemma:

Lemma 4.1. *Let $\eta \in L^1(\mathbb{R}^d)$ be radial, i.e. there exists a function $\mu : \mathbb{R} \rightarrow \mathbb{R}$ such that $\eta(x) = \mu(|x|)$. The following identity holds:*

$$(4.2) \quad \int_0^\infty t\bar{\eta}(t) dt = \frac{1}{d-1} \int_{\mathbb{R}^{d-1}} |\hat{y}|^2 \eta(\hat{y}, 0) d\hat{y},$$

where $\hat{y} := (y_1, \dots, y_{d-1}) \in \mathbb{R}^{d-1}$ is the collection of the $(d-1)$ first components of a point $y = (y_1, \dots, y_d) \in \mathbb{R}^d$, and the function $\bar{\eta} : \mathbb{R} \rightarrow \mathbb{R}$ is defined by:

$$(4.3) \quad \bar{\eta}(t) := \int_{\mathbb{R}^{d-1}} \eta(\hat{y}, t) d\hat{y}, \quad \text{for a.e. } t \in \mathbb{R}.$$

In the following, we denote by $C(\eta)$ the common value of both sides of (4.2).

Proof. From the definition (4.3) of $\bar{\eta}$, it holds:

$$\begin{aligned} \int_0^\infty t\bar{\eta}(t) dt &= \int_0^\infty \int_{\mathbb{R}^{d-1}} t\eta(y_1, \dots, y_{d-1}, t) dy_1 \dots dy_{d-1} dt \\ &= \int_0^\infty \int_{\mathbb{R}^{d-1}} t\mu(\sqrt{y_1^2 + \dots + y_{d-1}^2 + t^2}) dy_1 \dots dy_{d-1} dt \\ &= \omega_{d-1} \int_0^\infty \int_0^\infty tr^{d-2}\mu(\sqrt{r^2 + t^2}) dr dt, \end{aligned}$$

where we have operated a switch to polar coordinates in \mathbb{R}^{d-1} to pass from the second to the third line, denoting by ω_{d-1} the surface of the unit sphere $\mathbb{S}^{d-2} \subset \mathbb{R}^{d-1}$. Using the change of variables $z = \sqrt{r^2 + t^2}$ in

the last integral in the above right-hand side, this rewrites in turn:

$$\begin{aligned}\int_0^\infty t\bar{\eta}(t) dt &= \omega_{d-1} \int_0^\infty \int_0^\infty t(z^2 - t^2)^{\frac{d}{2}-1} \mu(z) \frac{z dz}{\sqrt{z^2 - t^2}} dt \\ &= \omega_{d-1} \int_0^\infty \int_t^\infty tz(z^2 - t^2)^{\frac{d-3}{2}} \mu(z) dz dt.\end{aligned}$$

An application of the Fubini theorem now yields:

$$\begin{aligned}\int_0^\infty t\bar{\eta}(t) dt &= \omega_{d-1} \int_0^\infty z\mu(z) \left(\int_0^z t(z^2 - t^2)^{\frac{d-3}{2}} dt \right) dz \\ &= \omega_{d-1} \int_0^\infty z\mu(z) \left[-\frac{1}{d-1} (z^2 - t^2)^{\frac{d-1}{2}} \right]_0^z dz \\ &= \frac{\omega_{d-1}}{d-1} \int_0^\infty z^d \mu(z) dz,\end{aligned}$$

and so, using another polar change of variables in \mathbb{R}^{d-1} :

$$\int_0^\infty t\bar{\eta}(t) dt = \frac{1}{d-1} \int_{\mathbb{R}^{d-1}} |\hat{y}|^2 \eta(\hat{y}, 0) d\hat{y},$$

which is the desired identity. \square

It will be useful in the following to calculate the value $C(\Phi)$ of the constant attached via (4.2) to the fundamental solution Φ of the operator $v \mapsto -\Delta v + v$ defined in (3.19).

Lemma 4.2. *Let Φ be defined by (3.19); then $C(\Phi) = \frac{1}{2}$.*

Proof. As a consequence of Lemma 3.1, the function Φ is in $L^1(\mathbb{R}^d)$, and it easily follows that

$$\bar{\Phi}(t) := \int_{\mathbb{R}^{d-1}} \Phi(y_1, \dots, y_{d-1}, t) dy_1 \dots dy_{d-1}$$

belongs to $L^1(\mathbb{R})$. In particular, the functions Φ and $\bar{\Phi}$ are temperate distributions on \mathbb{R}^d and \mathbb{R} , respectively. Moreover, the Fourier transform $\mathcal{F}\Phi$ of Φ , defined by

$$\forall \xi \in \mathbb{R}^d, \quad \mathcal{F}\Phi(\xi) = \int_{\mathbb{R}^d} \Phi(x) e^{-ix \cdot \xi} dx$$

is a continuous function on \mathbb{R}^d , which is related to the one-dimensional Fourier transform $\mathcal{F}\bar{\Phi}$ of $\bar{\Phi}$ via the relation:

$$\begin{aligned}\forall \omega \in \mathbb{R}, \quad \mathcal{F}\Phi(\hat{0}, \omega) &= \int_{\mathbb{R}} \left(\int_{\mathbb{R}^{d-1}} \Phi(\hat{x}, x_d) d\hat{x} \right) e^{-ix_d \omega} d\omega \\ &= \mathcal{F}\bar{\Phi}(\omega),\end{aligned}$$

where, again, we have denoted by $\hat{0}$ the point $(0, \dots, 0) \in \mathbb{R}^{d-1}$.

On a different note, taking the Fourier transform of the defining identity for Ψ :

$$-\Delta\Phi + \Phi = \delta_0 \text{ in the sense of distributions in } \mathbb{R}^d,$$

we obtain:

$$\forall \hat{\xi} \in \mathbb{R}^{d-1}, \omega \in \mathbb{R}, \quad \mathcal{F}(\hat{\xi}, \omega) = \frac{1}{1 + |\hat{\xi}|^2 + \omega^2},$$

and so

$$(1 + \omega^2) \mathcal{F}\bar{\Phi}(\omega) = 1.$$

Taking the (one-dimensional) inverse Fourier transform of the previous relation, it follows that the function $\bar{\Phi} \in L^1(\mathbb{R})$ satisfies the following ordinary differential equation in the sense of distributions on \mathbb{R} :

$$-\bar{\Phi}'' + \bar{\Phi} = \delta_0.$$

A direct resolution of the latter yields:

$$\bar{\Phi}(t) = \frac{1}{2} e^{-|t|}.$$

With this result at hand, we are now in position to calculate the constant $C(\Phi)$:

$$C(\Phi) = \int_0^\infty t\bar{\Phi}(t) dt = \frac{1}{2} \int_0^\infty te^{-t} dt = \frac{1}{2},$$

as desired. \square

We now prove the main result of this subsection.

Proposition 4.1. *Let $D \subset \mathbb{R}^d$ and $\Omega \subset D$ be two domains satisfying the assumptions (4.1); the following convergence holds:*

$$P_\varepsilon^{\text{conv}}(\chi_\Omega) \xrightarrow{\varepsilon \rightarrow 0} C(\eta) \text{Per}^T(\Omega).$$

where $C(\eta)$ is the constant defined by (4.2).

Proof. For clarity, we limit ourselves to proving the proposition in the case where $\Omega \Subset D$ is a smooth domain. The full statement of Proposition 4.1 is obtained by applying the argument below to the each individual smooth portion of $\partial\Omega$.

The definition (3.8) and (3.15) of the approximate perimeter $P_\varepsilon^{\text{conv}}(\chi_\Omega)$ yields:

$$\begin{aligned} P_\varepsilon^{\text{conv}}(\chi_\Omega) &= \frac{1}{\varepsilon} \int_{\mathbb{R}^d} \chi_\Omega(x) \left(1 - \int_{\mathbb{R}^d} \eta(y) \chi_\Omega(x - \varepsilon y) dy \right) dx \\ &= \frac{1}{\varepsilon} \int_{\mathbb{R}^d} \int_{\mathbb{R}^d} \eta(y) \chi_\Omega(x) (1 - \chi_\Omega(x - \varepsilon y)) dx dy. \end{aligned}$$

Since the function η has compact support inside the unit ball $B_1(0)$, the integrand $\eta(y)\chi_\Omega(x)(1 - \chi_\Omega(x - \varepsilon y))$ vanishes unless $y \in B_1(0)$ and x belongs to the tubular neighborhood $\{x \in \Omega, d(x, \partial\Omega) < \varepsilon\}$. Using the coarea formula of Lemma A.1, the above expression then rewrites:

$$\begin{aligned} P_\varepsilon^{\text{conv}}(\chi_\Omega) &= \frac{1}{\varepsilon} \int_{B_1(0)} \int_{\{x \in \Omega, d(x, \partial\Omega) < \varepsilon\}} \eta(y) (1 - \chi_\Omega(x - \varepsilon y)) dx dy \\ (4.4) \quad &= \frac{1}{\varepsilon} \int_{B_1(0)} \int_{\partial\Omega} \int_{-\varepsilon}^0 \left(\prod_{i=1}^{d-1} (1 + t\kappa_i(x)) \right) \eta(y) (1 - \chi_\Omega(x + tn(x) - \varepsilon y)) dt ds(x) dy \\ &= \int_{\partial\Omega} \int_{-1}^0 \left(\prod_{i=1}^{d-1} (1 + t\varepsilon\kappa_i(x)) \right) \left(\int_{B_0(1)} \eta(y) (1 - \chi_\Omega(x + t\varepsilon n(x) - \varepsilon y)) dy \right) dt ds(x), \end{aligned}$$

where $\kappa_1, \dots, \kappa_{d-1}$ are the principal curvatures of $\partial\Omega$, see Appendix A.1.

For given $x \in \partial\Omega$ and $t \in (-1, 0)$, we are now led to investigate the behavior of the quantity:

$$I_\varepsilon := \int_{B_1(0)} \eta(y) (1 - \chi_\Omega(x + t\varepsilon n(x) - \varepsilon y)) dy$$

as $\varepsilon \rightarrow 0$. Without loss of generality, we assume that

$$(4.5) \quad x = 0, \text{ and } n(x) = e_d,$$

where e_d is the d^{th} coordinate vector in \mathbb{R}^d . Since Ω is smooth around x , there exists an open neighborhood U of x in \mathbb{R}^d and a smooth function $f : \mathbb{R}^{d-1} \rightarrow \mathbb{R}$ such that Ω coincides with the subgraph of f around x , that is:

$$\Omega \cap U = \{(x_1, \dots, x_d) \in U, x_d < f(x_1, \dots, x_{d-1})\};$$

see Appendix A.1. In order to calculate I_ε , we approximate it by the following integral, defined for fixed $x \in \partial\Omega$, $t \in (-1, 0)$:

$$\tilde{I}_\varepsilon := \int_{B_1(0)} \eta(y) (1 - \chi(x + t\varepsilon n(x) - \varepsilon y)) dy,$$

whose definition mimicks that of I_ε except that χ_Ω is replaced by the characteristic function χ of the lower half-space $\{x = (x_1, \dots, x_d), x_d < 0\}$. The error between both quantities is estimated as:

$$(4.6) \quad |I_\varepsilon - \tilde{I}_\varepsilon| \leq \int_{B_1(0)} \eta(y) |\chi_\Omega(x + t\varepsilon n(x) - \varepsilon y) - \chi(x + t\varepsilon n(x) - \varepsilon y)| dy.$$

A simple calculation yields, for ε small enough and $y \in B_1(0)$,

$$(4.7) \quad \chi(x + t\varepsilon n(x) - \varepsilon y) = \begin{cases} 1 & \text{if } y_d > t, \\ 0 & \text{otherwise,} \end{cases} \quad \text{and} \\ \chi_\Omega(x + t\varepsilon n(x) - \varepsilon y) = \begin{cases} 1 & \text{if } y_d > t - \frac{1}{\varepsilon} f(-\varepsilon y_1, \dots, -\varepsilon y_{d-1}), \\ 0 & \text{otherwise.} \end{cases}$$

Hence, it is easy to see that

$$|\chi_\Omega(x + t\varepsilon n(x) - \varepsilon y) - \chi(x + t\varepsilon n(x) - \varepsilon y)| = 0 \\ \text{if } y_d < t - \frac{1}{\varepsilon} |f(-\varepsilon y_1, \dots, -\varepsilon y_{d-1})| \text{ or } y_d > t + \frac{1}{\varepsilon} |f(-\varepsilon y_1, \dots, -\varepsilon y_{d-1})|.$$

A rough estimate of (4.6) based on the Fubini theorem now implies:

$$|I_\varepsilon - \tilde{I}_\varepsilon| \leq \|\eta\|_{L^\infty(\mathbb{R}^d)} \int_{[-1,1]^{d-1}} \left(\int_{-1}^1 \chi_{\{t - \frac{1}{\varepsilon} |f(-\varepsilon y_1, \dots, -\varepsilon y_{d-1})| \leq y_d \leq t + \frac{1}{\varepsilon} |f(-\varepsilon y_1, \dots, -\varepsilon y_{d-1})|\}} dy_d \right) dy_1 \dots dy_{d-1}.$$

Noting that $f(0) = 0$ and $\nabla f(0) = 0$ because of (4.5), there exists a constant $C > 0$ such that:

$$\forall (y_1, \dots, y_{d-1}) \in [-1, 1]^{d-1}, \quad |f(\varepsilon y_1, \dots, \varepsilon y_{d-1})| \leq C\varepsilon^2,$$

and so:

$$(4.8) \quad |I_\varepsilon - \tilde{I}_\varepsilon| \rightarrow 0 \text{ as } \varepsilon \rightarrow 0.$$

We are now in position to calculate the limit of I_ε . Using again (4.7) and the Fubini theorem, \tilde{I}_ε reads:

$$\begin{aligned} \tilde{I}_\varepsilon &= \int_{B_1(0)} \eta(y) \chi_{\{y_d < t\}}(y) dy \\ &= \int_{-1}^t \bar{\eta}(y_d) dy_d, \end{aligned}$$

where the function $\bar{\eta}$ is defined by (4.3). Therefore,

$$(4.9) \quad \lim_{\varepsilon \rightarrow 0} I_\varepsilon = \int_{-1}^t \bar{\eta}(y_d) dy_d.$$

Collecting (4.4), (4.8) and (4.9), we obtain:

$$P_\varepsilon^{\text{conv}}(\chi_\Omega) \xrightarrow{\varepsilon \rightarrow 0} \int_{\partial\Omega} \int_{-1}^0 \int_{-1}^t \bar{\eta}(z) dz dt ds(x) = \left(\int_{-1}^0 \int_{-1}^t \bar{\eta}(z) dz dt \right) \text{Per}(\Omega).$$

Eventually, an integration by parts yields the alternative expression for the constant involved in the above convergence result:

$$\int_{-1}^0 \int_{-1}^t \bar{\eta}(z) dz dt = - \int_{-1}^0 t \bar{\eta}(t) dt = \int_0^1 t \bar{\eta}(t) dt,$$

which is exactly the constant $C(\eta)$ defined in (4.2). This terminates the proof. \square

Remark 4.1. *We do not know whether the statement of Proposition 4.1 extends to the more general case where $u = \chi_E \in BV(D, \{0, 1\})$ is the characteristic function of a set E with finite perimeter in D .*

4.2. Pointwise convergence of the PDE-based functional $P_\varepsilon^{\text{Rob}}(u)$

In this section, we prove that, for a given domain $\Omega \subset D$ fulfilling (4.1), the approximate quantity $P_\varepsilon^{\text{Rob}}(\chi_\Omega)$ converges to $\text{Per}^T(\Omega)$, up to a factor $\frac{1}{2}$. This conclusion will be improved in Section 5 (see notably Theorem 5.2) by using completely different techniques. However, we believe that the following argument is interesting in itself as it sheds light about why Robin (and not e.g. Dirichlet) boundary conditions are somehow “natural” in the definition of our PDE-based approximate total perimeter functional.

Theorem 4.1. *Let $D \subset \mathbb{R}^d$ and $\Omega \subset D$ be two domains satisfying (4.1); then $P_\varepsilon^{\text{Rob}}(\chi_\Omega)$ converges to $\frac{1}{2}\text{Per}^T(\Omega)$ as $\varepsilon \rightarrow 0$.*

Remark 4.2. *This result is the exact mirror of Proposition 4.1 in the present context where the regularizing operator L_ε is that $L_\varepsilon^{\text{Rob}}$ defined in (3.16) in place of $L_\varepsilon^{\text{conv}}$. Indeed, the constant $C(\mu)$ associated via (4.2) to the radial function μ involved in the decomposition (3.9) and (3.10) of the kernel of $L_\varepsilon^{\text{Rob}}$ equals exactly $\frac{1}{2}$ by virtue of Lemma 4.2.*

Proof. Let us recall the expression of $P_\varepsilon^{\text{Rob}}(\chi_\Omega)$ from Section 3.2.2:

$$P_\varepsilon^{\text{Rob}}(\chi_\Omega) = \frac{1}{\varepsilon} \int_D (1 - v_\varepsilon) \chi_\Omega \, dx,$$

where v_ε is the unique solution in $H^1(D)$ to the boundary-value problem

$$(4.10) \quad \begin{cases} -\varepsilon^2 \Delta v_\varepsilon + v_\varepsilon = \chi_\Omega & \text{in } D, \\ \varepsilon \frac{\partial v_\varepsilon}{\partial n} + v_\varepsilon = 0 & \text{on } \partial D. \end{cases}$$

The latter rewrites, under variational form:

$$(4.11) \quad \text{Search for } v_\varepsilon \in H^1(D) \text{ s.t. } \forall w \in H^1(D), \quad a_\varepsilon(v_\varepsilon, w) = \int_D \chi_\Omega w \, dx,$$

where $a_\varepsilon(v, w) := \varepsilon^2 \int_D \nabla v \cdot \nabla w \, dx + \varepsilon \int_{\partial D} v w \, ds + \int_D v w \, dx.$

A formal integration by parts in the above definition of $P_\varepsilon^{\text{Rob}}(\chi_\Omega)$ yields:

$$(4.12) \quad P_\varepsilon^{\text{Rob}}(\chi_\Omega) = -\varepsilon \int_\Omega \Delta v_\varepsilon \, dx = -\varepsilon \int_{\partial\Omega} \frac{\partial v_\varepsilon}{\partial n} \, dx.$$

A careful understanding of the behavior of v_ε near the boundary $\partial\Omega$ is thus the key ingredient in passing to the limit in (4.12). As we shall see, grossly speaking, v_ε behaves like the characteristic function χ_Ω as $\varepsilon \rightarrow 0$, near points $x \in D$ lying “far” from $\partial\Omega$ as $\varepsilon \rightarrow 0$. On the contrary, the description of v_ε near $\partial\Omega$ will involve *boundary layer correctors*.

For the sake of simplicity and without loss of generality, we limit ourselves with the case of two space dimensions in the present proof. Let us recall that, according to our geometric assumption (4.1) whereby Ω arises as the intersection of D with a piecewise smooth domain $\mathcal{O} \subset \mathbb{R}^d$, the boundary $\partial\Omega$ is decomposed as:

$$\partial\Omega = \bar{\Gamma} \cup \overline{\Gamma_D}, \quad \text{where } \Gamma := \partial\Omega \cap D, \quad \Gamma_D := \partial D \cap \mathcal{O},$$

where the former region is the part of $\partial\Omega$ lying strictly inside D and the latter is the part of $\partial\Omega$ which is included in ∂D , see again Fig. 2. Also, the intersection $\partial\mathcal{O} \cap \partial D$ consists of finitely many points p_1, \dots, p_N , and there exist positive constants c, δ such that:

$$(4.13) \quad \forall i = 1, \dots, N, \quad \forall x \in \partial D \cap B_\delta(p_i), \quad d(x, \partial\mathcal{O}) \geq c|x - p_i|.$$

Our calculations proceed as in Chap.2 of [49], and the proof is decomposed into four steps.

Step 1: We analyze the difference $z_\varepsilon := v_\varepsilon - \chi_\Omega$ from a formal point of view.

To achieve this, we first derive a variational characterization of z_ε . This function belongs to $H^1(\Omega)$ and $H^1(D \setminus \bar{\Omega})$; it is discontinuous across Γ and its jump across this boundary reads, for $x \in \Gamma$:

$$(4.14) \quad [z_\varepsilon](x) = 1, \quad \text{where } [z_\varepsilon](x) := z_\varepsilon^+(x) - z_\varepsilon^-(x)$$

is the difference between the one-sided limits $z_\varepsilon^\pm(x) := \lim_{t \rightarrow 0^\pm} z_\varepsilon(x + tn(x))$. Likewise, the jump of the normal derivative of z_ε across $\partial\Omega$ reads:

$$(4.15) \quad \left[\frac{\partial z_\varepsilon}{\partial n} \right](x) := \frac{\partial z_\varepsilon^+}{\partial n}(x) - \frac{\partial z_\varepsilon^-}{\partial n}(x) = 0, \quad x \in \Gamma.$$

The function z_ε additionally satisfies:

$$(4.16) \quad \forall w \in H^1(D), \quad \varepsilon^2 \int_D \nabla z_\varepsilon \cdot \nabla w \, dx + \int_D z_\varepsilon w \, dx + \varepsilon \int_{\partial D} z_\varepsilon w \, ds = -\varepsilon \int_{\partial D} \chi_\Omega w \, ds.$$

As we have mentioned, we expect z_ε to be concentrated around the boundary $\partial\Omega$ and to show “fast” decay away from the latter as $\varepsilon \rightarrow 0$. To verify this, let $\delta > 0$ be the small thickness parameter as in the statement of Proposition A.1, and let us take arbitrary test functions w with compact support inside $D \cap \partial\Omega_\delta$ in (4.16),

where we recall the definition of the tubular neighborhood $\partial\Omega_\delta := \{x \in \mathbb{R}^d, |d_\Omega(x)| < \delta\}$. Applying the coarea formula from [Lemma A.1](#), we obtain:

$$(4.17) \quad \int_{\partial\Omega} \int_{-\delta}^{\delta} (1 + t\kappa(x)) \left(\varepsilon^2 \frac{\partial z_\varepsilon}{\partial n} \frac{\partial w}{\partial n} + \varepsilon^2 \frac{\partial z_\varepsilon}{\partial \tau} \frac{\partial w}{\partial \tau} + z_\varepsilon w \right) (x + tn(x)) dt ds(x) = 0.$$

In particular, we may select functions w of the form

$$\forall x \in \partial\Omega, t \in (-\delta, \delta), \quad w(x + tn(x)) = \zeta(x)g\left(\frac{t}{\varepsilon}\right),$$

where $\zeta \in \mathcal{C}_c^\infty(\Gamma)$ and $g \in \mathcal{C}_c^\infty(-1, 1)$ are arbitrary. Doing so and using the change of variables $t = \varepsilon u$ in [\(4.17\)](#), we obtain:

$$\begin{aligned} \int_{\partial\Omega} \int_{-\infty}^{\infty} (1 + \varepsilon u \kappa(x)) & \left(\zeta(x) \frac{d}{du} (z_\varepsilon(x + \varepsilon un(x))) g'(u) \right. \\ & \left. + \varepsilon^2 \frac{\partial \zeta}{\partial \tau}(x) \frac{\partial z_\varepsilon}{\partial \tau}(x + \varepsilon un(x)) g(u) + z_\varepsilon(x + \varepsilon un(x)) \zeta(x) g(u) \right) du ds(x) = 0. \end{aligned}$$

Neglecting the terms weighted by ε and ε^2 in the above identity and using the fact that $\zeta \in \mathcal{C}_c^\infty(\Gamma)$ and $g \in \mathcal{C}_c^\infty(-1, 1)$ are arbitrary, we see that for any given point $x \in \Gamma$, the function on the real line $f_x(u) := z_\varepsilon(x + \varepsilon un(x))$ should satisfy:

$$\begin{cases} -f_x''(u) + f_x(u) = 0 \text{ for } u \in (-\infty, 0) \cup (0, \infty), \\ f_x(0^+) - f_x(0^-) = 1, \\ f_x'(0^+) - f_x'(0^-) = 0, \\ f_x(u) \text{ is bounded as } u \rightarrow \pm\infty. \end{cases}$$

where we recall the jump relations [\(4.14\)](#) and [\(4.15\)](#). A direct resolution now yields:

$$f_x(u) = \begin{cases} -\frac{1}{2}e^u & \text{if } t < 0, \\ \frac{1}{2}e^{-u} & \text{if } t > 0. \end{cases}$$

This supplies our candidate as for the behavior of z_ε near the region $\Gamma \subset \partial\Omega$:

$$z_\varepsilon(x) \approx \begin{cases} -\frac{1}{2}e^{\frac{d_{\mathcal{O}}(x)}{\varepsilon}} & \text{if } x \in \Omega, \\ \frac{1}{2}e^{-\frac{d_{\mathcal{O}}(x)}{\varepsilon}} & \text{if } x \in D \setminus \bar{\Omega}, \end{cases}$$

where $d_{\mathcal{O}}$ is the signed distance function to \mathcal{O} , see [Appendix A.2](#) about this notion, and notably [Proposition A.1](#).

Using similar considerations, we expect that:

$$z_\varepsilon(x) \approx -\frac{1}{2}e^{\frac{d_D(x)}{\varepsilon}} \text{ near } \Gamma_D, \text{ and } z_\varepsilon(x) \approx 0 \text{ near } \partial D \setminus \bar{\mathcal{O}}.$$

Step 2: Definition of the boundary layer correctors. Let us denote by $\partial\mathcal{O}_\delta := \{x \in \mathbb{R}^d, d(x, \partial\mathcal{O}) < \delta\}$ the tubular neighborhood of $\partial\mathcal{O}$ with width 2δ (and likewise for ∂D_δ), where $\delta > 0$ is chosen as in the statement of [Proposition A.1](#). Let $\varphi, \psi : \mathbb{R} \rightarrow \mathbb{R}$ be two smooth cut-off functions with the following properties:

$$\begin{cases} \varphi(t) = 1 & \text{if } |t| < \frac{\delta}{2}, \\ \varphi(t) = 0 & \text{if } |t| > \delta, \end{cases} \quad \text{and} \quad \begin{cases} \psi(t) = 1 & \text{if } t < -\delta, \\ \psi(t) = 0 & \text{if } t > \delta. \end{cases}$$

Following the analysis in Step 1, we introduce profile functions r_Ω and r_D , accounting for the local behavior of the difference $(v_\varepsilon - \chi_\Omega)$ in the neighborhoods of Γ and Γ_D , respectively:

$$(4.18) \quad \forall x \in D, \quad r_\Omega(x) = \begin{cases} -\frac{1}{2}e^{\frac{d_{\mathcal{O}}(x)}{\varepsilon}} & \text{if } x \in \Omega, \\ \frac{1}{2}e^{-\frac{d_{\mathcal{O}}(x)}{\varepsilon}} & \text{if } x \notin \Omega, \end{cases} \quad \text{and} \quad r_D(x) = -\frac{1}{2}e^{\frac{d_D(x)}{\varepsilon}}.$$

The corrector function $r_\varepsilon : D \rightarrow \mathbb{R}$ is eventually defined by:

$$(4.19) \quad r_\varepsilon = \varphi(d_{\mathcal{O}})r_\Omega + \varphi(d_D)\psi\left(\frac{d_{\mathcal{O}}}{\varepsilon}\right)r_D;$$

that is, r_ε coincide with r_Ω near Γ and with r_D near Γ_D , outside neighborhoods of the junctions points of $\partial\mathcal{O} \cap \partial D$ with diameter of order ε .

We aim to prove that v_ε behaves likes $\chi_\Omega + r_\varepsilon$ as $\varepsilon \rightarrow 0$, i.e. we estimate the residual

$$s_\varepsilon := v_\varepsilon - \chi_\Omega - r_\varepsilon,$$

in a way yet to be specified. To achieve this, let us observe that $s_\varepsilon \in H^1(D)$ since both functions v_ε and $r_\varepsilon + \chi_\Omega$ do, by construction of r_ε . A simple calculation based on [Lemma A.1](#) yields the following estimates about r_Ω and r_D :

$$(4.20) \quad \|r_\Omega\|_{L^2(\partial\mathcal{O}_\delta)} \leq C\varepsilon^{1/2}, \quad \|\nabla r_\Omega\|_{L^2(\partial\mathcal{O}_\delta)^2} \leq C\varepsilon^{-1/2}, \quad \text{and} \quad \|r_D\|_{L^2(\partial D_\delta)} \leq C\varepsilon^{1/2};$$

here and until the end of the proof C stands for a positive constant which does not depend on ε .

Moreover, it follows from assumption [\(4.13\)](#) that, for $i = 1, \dots, N$, the following estimate holds:

$$(4.21) \quad \|r_\Omega\|_{L^2(\partial D \cap B_\delta(p_i))} \leq C\varepsilon^{1/2}.$$

Step 3: Estimate of the function s_ε . For an arbitrary test function $w \in H^1(D)$, we calculate:

$$(4.22) \quad \begin{aligned} a_\varepsilon(s_\varepsilon, w) &= a_\varepsilon(v_\varepsilon, w) - a_\varepsilon(\chi_\Omega + r_\varepsilon, w) \\ &= -\varepsilon^2 \int_D \nabla(r_\varepsilon + \chi_\Omega) \cdot \nabla w \, dx - \varepsilon \int_{\partial D} (\chi_\Omega + r_\varepsilon) w \, ds - \int_D r_\varepsilon w \, dx \\ &=: -I_\varepsilon^1(w) - I_\varepsilon^2(w), \end{aligned}$$

where we have used the variational formulation [\(4.11\)](#) to pass from the first line to the second one, and we have defined:

$$I_\varepsilon^1(w) = \varepsilon^2 \int_{D \setminus \partial\Omega} \nabla(\varphi(d_{\mathcal{O}})r_\Omega) \cdot \nabla w \, dx + \varepsilon \int_{\partial D} \varphi(d_{\mathcal{O}})r_\Omega w \, ds + \int_D \varphi(d_{\mathcal{O}})r_\Omega w \, dx,$$

and

$$\begin{aligned} I_\varepsilon^2(w) &= \varepsilon^2 \int_D \nabla \left(\varphi(d_D)\psi \left(\frac{d_{\mathcal{O}}}{\varepsilon} \right) r_D \right) \cdot \nabla w \, dx + \varepsilon \int_{\partial D} \varphi(d_D)\psi \left(\frac{d_{\mathcal{O}}}{\varepsilon} \right) r_D w \, ds \\ &\quad + \int_D \varphi(d_D)\psi \left(\frac{d_{\mathcal{O}}}{\varepsilon} \right) r_D w \, dx + \varepsilon \int_{\partial D} \chi_\Omega w \, ds. \end{aligned}$$

Grossly speaking, the contribution $I_\varepsilon^1(w)$ appraises how well the corrector r_Ω accounts for the harmonic behavior of $(v_\varepsilon - \chi_\Omega)$ inside Ω and the jump of this function across Γ . The contribution $I_\varepsilon^2(w)$ measures how well r_D represents the Robin boundary condition fulfilled by $(v_\varepsilon - \chi_\Omega)$ on Γ_D .

We proceed to estimate each term separately. Throughout the proof, we denote by $q_\varepsilon(w)$ a remainder term, possibly changing from one line to the next, which satisfies the estimate:

$$|q_\varepsilon(w)| \leq C \left(\varepsilon^2 \|\nabla w\|_{L^2(D)^2} + \varepsilon^{3/2} \|w\|_{L^2(\partial D)} + \varepsilon \|w\|_{L^2(D)} \right).$$

At first, the definition of $I_\varepsilon^1(w)$ rewrites:

$$(4.23) \quad \begin{aligned} I_\varepsilon^1(w) &= \varepsilon^2 \int_D r_\Omega \nabla(\varphi(d_{\mathcal{O}})) \cdot \nabla w \, dx + \varepsilon^2 \int_{D \setminus \partial\Omega} \varphi(d_{\mathcal{O}}) \nabla r_\Omega \cdot \nabla w \, dx \\ &\quad + \varepsilon \int_{\partial D} \varphi(d_{\mathcal{O}}) r_\Omega w \, ds + \int_D \varphi(d_{\mathcal{O}}) r_\Omega w \, dx. \end{aligned}$$

Using [\(4.20\)](#), the first integral in the above right-hand side is estimated as:

$$\begin{aligned} \left| \varepsilon^2 \int_D r_\Omega \nabla(\varphi(d_{\mathcal{O}})) \cdot \nabla w \, dx \right| &\leq C\varepsilon^2 \|r_\Omega\|_{L^2(\partial\mathcal{O}_\delta \cap D)} \|\nabla w\|_{L^2(D)^2} \\ &\leq C\varepsilon^{5/2} \|\nabla w\|_{L^2(D)^2}. \end{aligned}$$

Likewise, relying on the estimate [\(4.21\)](#), we prove that:

$$\left| \varepsilon \int_{\partial D} \varphi(d_{\mathcal{O}}) r_\Omega w \, ds \right| \leq C\varepsilon^{3/2} \|w\|_{L^2(\partial D)}.$$

As far as the remaining two terms in (4.23) are concerned, an integration by parts yields:

$$(4.24) \quad \varepsilon^2 \int_D \varphi(d_{\mathcal{O}}) \nabla r_{\Omega} \cdot \nabla w \, dx + \int_D \varphi(d_{\mathcal{O}}) r_{\Omega} w \, dx = -\varepsilon^2 \int_{\Gamma} \varphi(d_{\mathcal{O}}) \left[\frac{\partial r_{\Omega}}{\partial n} \right] w \, ds \\ + \varepsilon^2 \int_{\partial D} \varphi(d_{\mathcal{O}}) \frac{\partial r_{\Omega}}{\partial n} w \, ds - \varepsilon^2 \int_D w \nabla(\varphi(d_{\mathcal{O}})) \cdot \nabla r_{\Omega} \, dx + \int_D \varphi(d_{\mathcal{O}}) (-\varepsilon^2 \Delta r_{\Omega} + r_{\Omega}) w \, dx.$$

From the definition (4.18) of r_{Ω} , the first integral in the above right-hand side vanishes. Moreover, using again (4.20) and (4.21), the second and third integrals are estimated as:

$$(4.25) \quad \left| \varepsilon^2 \int_{\partial D} \varphi(d_{\mathcal{O}}) \frac{\partial r_{\Omega}}{\partial n} w \, ds - \varepsilon^2 \int_D w \nabla(\varphi(d_{\mathcal{O}})) \cdot \nabla r_{\Omega} \, dx \right| \leq C \left(\varepsilon^{3/2} \|w\|_{L^2(D)} + \varepsilon^{3/2} \|w\|_{L^2(\partial D)} \right).$$

We now consider the last integral in the right-hand side of (4.24). Recalling the expression (A.3) of the Laplace operator in the local basis (τ, n) attached to the tubular neighborhood $\partial \mathcal{O}_{\delta}$

$$\Delta r_{\Omega} = \frac{\partial^2 r_{\Omega}}{\partial \tau^2} + \frac{\partial^2 r_{\Omega}}{\partial n^2} + \frac{\kappa}{1 + \kappa d_{\mathcal{O}}} \frac{\partial r_{\Omega}}{\partial n},$$

a simple calculation based on the explicit expression (4.18) of r_{Ω} and the properties of the signed distance function recalled in Appendix A.2 yields:

$$(4.26) \quad -\varepsilon^2 \Delta r_{\Omega}(x) + r_{\Omega}(x) = \begin{cases} \frac{-\varepsilon}{2} \frac{\kappa(x)}{1 + d_{\mathcal{O}}(x)\kappa(x)} e^{-\frac{d_{\mathcal{O}}(x)}{\varepsilon}} & \text{if } x \in \partial \Omega_{\delta} \cap \Omega, \\ \frac{-\varepsilon}{2} \frac{\kappa(x)}{1 + d_{\mathcal{O}}(x)\kappa(x)} e^{-\frac{d_{\mathcal{O}}(x)}{\varepsilon}} & \text{if } x \in \partial \Omega_{\delta} \setminus \bar{\Omega}. \end{cases}$$

Hence, we obtain:

$$(4.27) \quad \left| \int_D \varphi(d_{\mathcal{O}}) (-\varepsilon^2 \Delta r_{\Omega} + r_{\Omega}) w \, dx \right| \leq C \varepsilon^{3/2} \|w\|_{L^2(D)}.$$

Collecting (4.24), (4.25) and (4.27), we have proved that

$$\forall w \in H^1(D), \quad |I_{\varepsilon}^1(w)| \leq C \left(\varepsilon^{3/2} \|w\|_{L^2(D)} + \varepsilon^{3/2} \|w\|_{L^2(\partial D)} \right),$$

and in particular

$$(4.28) \quad |I_{\varepsilon}^1(w)| \leq q_{\varepsilon}(w).$$

We now estimate the term $I_{\varepsilon}^2(w)$ for an arbitrary function $w \in H^1(D)$. This quantity rewrites:

$$(4.29) \quad I_{\varepsilon}^2(w) = \varepsilon^2 \int_D r_D \psi \left(\frac{d_{\mathcal{O}}}{\varepsilon} \right) \nabla(\varphi(d_D)) \cdot \nabla w \, dx + \varepsilon^2 \int_D r_D \varphi(d_D) \nabla \left(\psi \left(\frac{d_{\mathcal{O}}}{\varepsilon} \right) \right) \cdot \nabla w \, dx \\ + \varepsilon^2 \int_D \varphi(d_D) \psi \left(\frac{d_{\mathcal{O}}}{\varepsilon} \right) \nabla r_D \cdot \nabla w \, dx + \varepsilon \int_{\partial D} \varphi(d_D) \psi \left(\frac{d_{\mathcal{O}}}{\varepsilon} \right) r_D w \, ds \\ + \int_D \varphi(d_D) \psi \left(\frac{d_{\mathcal{O}}}{\varepsilon} \right) r_D w \, ds + \varepsilon \int_{\partial D} \chi_{\Omega} w \, ds.$$

The first integral in the above right-hand side is easily estimated thanks to (4.20):

$$(4.30) \quad \left| \varepsilon^2 \int_D r_D \psi \left(\frac{d_{\mathcal{O}}}{\varepsilon} \right) \nabla(\varphi(d_D)) \cdot \nabla w \, dx \right| \leq C \varepsilon^2 \|r_D\|_{L^2(\partial D_{\delta})} \|\nabla w\|_{L^2(D)^2}, \\ \leq C \varepsilon^{5/2} \|\nabla w\|_{L^2(D)^2}.$$

As for the second integral in the right-hand side of (4.29), we get similarly:

$$(4.31) \quad \left| \varepsilon^2 \int_D r_D \varphi(d_D) \nabla \left(\psi \left(\frac{d_{\mathcal{O}}}{\varepsilon} \right) \right) \cdot \nabla w \, dx \right| \leq C \varepsilon \left\| r_D \nabla \psi \left(\frac{d_{\mathcal{O}}}{\varepsilon} \right) \right\|_{L^2(\partial D_{\delta})^2} \|\nabla w\|_{L^2(D)^2}.$$

We now proceed to estimate

$$\begin{aligned}
\left\| r_D \nabla \psi \left(\frac{d_{\mathcal{O}}}{\varepsilon} \right) \right\|_{L^2(\partial D_\delta)^2}^2 &= \int_{\partial D_\delta} r_D^2 \left| \nabla \psi \left(\frac{d_{\mathcal{O}}}{\varepsilon} \right) \right|^2 dx \\
&\leq C \int_{\partial D_\delta \cap \partial \mathcal{O}_{\delta\varepsilon}} r_D^2 dx \\
&\leq C \int_{\partial D} \int_0^\delta e^{-\frac{2t}{\varepsilon}} \chi_{\{x \in \partial D, d(x+tn(x), \partial \mathcal{O}) < \delta\varepsilon\}} dt ds(x),
\end{aligned}$$

where we have used the coarea formula of [Lemma A.1](#).

Taking advantage of [\(4.13\)](#), there exists a constant $c > 0$ such that:

$$\left\{ x \in \partial D, \exists t < \delta, d(x + tn(x), \partial \mathcal{O}) < \delta\varepsilon \right\} \subset \partial D \cap \left(\bigcup_{i=1}^N B_{c\varepsilon}(p_i) \right),$$

and so:

$$\left\| r_D \nabla \psi \left(\frac{d_{\mathcal{O}}}{\varepsilon} \right) \right\|_{L^2(\partial D_\delta)^2}^2 \leq C \sum_{i=1}^N \int_{\partial D \cap B_{c\varepsilon}(p_i)} \int_0^\delta e^{-\frac{2t}{\varepsilon}} dt ds(x).$$

This entails:

$$(4.32) \quad \left\| r_D \nabla \psi \left(\frac{d_{\mathcal{O}}}{\varepsilon} \right) \right\|_{L^2(\partial D_\delta)^2} \leq C\varepsilon,$$

and so, recalling [\(4.31\)](#):

$$(4.33) \quad \left| \varepsilon^2 \int_D r_D \varphi(d_D) \nabla \left(\psi \left(\frac{d_{\mathcal{O}}}{\varepsilon} \right) \right) \cdot \nabla w dx \right| \leq C\varepsilon^2 \|\nabla w\|_{L^2(D)^2}.$$

When it comes to the third term in the right-hand side of [\(4.29\)](#), an integration by parts, followed by estimates similar to those previously derived yields:

$$\begin{aligned}
(4.34) \quad \varepsilon^2 \int_D \varphi(d_D) \psi \left(\frac{d_{\mathcal{O}}}{\varepsilon} \right) \nabla r_D \cdot \nabla w dx &= -\varepsilon^2 \int_D \varphi(d_D) \psi \left(\frac{d_{\mathcal{O}}}{\varepsilon} \right) \Delta r_D w dx \\
&\quad + \varepsilon^2 \int_{\partial D} \varphi(d_D) \psi \left(\frac{d_{\mathcal{O}}}{\varepsilon} \right) \frac{\partial r_D}{\partial n} w ds + q_\varepsilon(w).
\end{aligned}$$

Gathering [\(4.29\)](#), [\(4.30\)](#), [\(4.33\)](#) and [\(4.34\)](#), we obtain:

$$I_\varepsilon^2(w) = \int_D \varphi(d_D) \psi \left(\frac{d_{\mathcal{O}}}{\varepsilon} \right) (-\varepsilon^2 \Delta r_D + r_D) w dx + \varepsilon \int_{\partial D} \varphi(d_D) \psi \left(\frac{d_{\mathcal{O}}}{\varepsilon} \right) \left(\varepsilon \frac{\partial r_D}{\partial n} + r_D + \chi_\Omega \right) w ds + q_\varepsilon(w).$$

Eventually, explicit calculations similar to [\(4.26\)](#), based on the definition [\(4.18\)](#) of r_D yield:

$$(4.35) \quad |I_\varepsilon^2(w)| = q_\varepsilon(w).$$

Using the estimates [\(4.28\)](#) and [\(4.35\)](#) in [\(4.22\)](#), then taking $w = s_\varepsilon$ as test function, it follows that:

$$(4.36) \quad \varepsilon^2 \|\nabla s_\varepsilon\|_{L^2(D)^2}^2 + \varepsilon \|s_\varepsilon\|_{L^2(\partial D)}^2 + \|s_\varepsilon\|_{L^2(D)}^2 \leq C \left(\varepsilon^2 \|\nabla s_\varepsilon\|_{L^2(D)^2}^2 + \varepsilon^{3/2} \|s_\varepsilon\|_{L^2(\partial D)} + \varepsilon \|s_\varepsilon\|_{L^2(D)} \right).$$

We now apply the Cauchy-Schwarz inequality with the following inner product over \mathbb{R}^3

$$\forall a = (a_1, a_2, a_3), b = (b_1, b_2, b_3) \in \mathbb{R}^3, \langle a, b \rangle = \varepsilon^2 a_1 b_1 + \varepsilon a_2 b_2 + a_3 b_3,$$

to obtain:

$$\varepsilon^2 \|\nabla s_\varepsilon\|_{L^2(D)^2}^2 + \varepsilon \|s_\varepsilon\|_{L^2(\partial D)}^2 + \|s_\varepsilon\|_{L^2(D)}^2 \leq C \left(\varepsilon^2 \|\nabla s_\varepsilon\|_{L^2(D)^2}^2 + \varepsilon \|s_\varepsilon\|_{L^2(\partial D)}^2 + \|s_\varepsilon\|_{L^2(D)}^2 \right)^{1/2} (\varepsilon^2 + \varepsilon\varepsilon + \varepsilon^2)^{1/2},$$

and so:

$$(4.37) \quad \varepsilon^2 \|\nabla s_\varepsilon\|_{L^2(D)^2}^2 + \varepsilon \|s_\varepsilon\|_{L^2(\partial D)}^2 + \|s_\varepsilon\|_{L^2(D)}^2 \leq C\varepsilon^2.$$

Step 4: Asymptotic analysis of the approximate perimeter $P_\varepsilon^{\text{Rob}}(\chi_\Omega)$. Let us recall the alternative formula (4.12) for $P_\varepsilon^{\text{Rob}}(\chi_\Omega)$:

$$P_\varepsilon^{\text{Rob}}(\chi_\Omega) = -\varepsilon \int_{\partial\Omega} \frac{\partial r_\varepsilon}{\partial n} ds - \varepsilon \int_{\partial\Omega} \frac{\partial s_\varepsilon}{\partial n} ds.$$

A straightforward calculation based on the explicit expression (4.18) and (4.19) of the corrector r_ε reveals that:

$$\lim_{\varepsilon \rightarrow 0} \left(-\varepsilon \int_{\partial\Omega} \frac{\partial r_\varepsilon}{\partial n} ds \right) = \lim_{\varepsilon \rightarrow 0} \left(-\varepsilon \int_\Gamma \frac{\partial r_\varepsilon}{\partial n} ds - \varepsilon \int_{\Gamma_D} \frac{\partial r_\varepsilon}{\partial n} ds \right) = \frac{1}{2} \text{Per}^T(\Omega).$$

Therefore, the conclusion of the theorem follows from the convergence:

$$(4.38) \quad \varepsilon \int_{\partial\Omega} \frac{\partial s_\varepsilon}{\partial n} ds \xrightarrow{\varepsilon \rightarrow 0} 0,$$

which we now proceed to show.

To this end, let $\sigma_\varepsilon := \varepsilon \nabla s_\varepsilon \in L^2(D)^2$; the following estimate is a direct consequence of (4.37):

$$(4.39) \quad \|\sigma_\varepsilon\|_{L^2(D)} \leq C\varepsilon.$$

We now prove that $\|\text{div}\sigma_\varepsilon\|_{L^2(\Omega)^2} \leq C$. To achieve this, let us calculate:

$$\begin{aligned} -\varepsilon^2 \Delta s_\varepsilon &= -\varepsilon^2 \Delta v_\varepsilon + \varepsilon^2 \Delta r_\varepsilon \\ &= 1 - v_\varepsilon + \varepsilon^2 \Delta r_\varepsilon \\ &= -s_\varepsilon - (-\varepsilon^2 \Delta r_\varepsilon + r_\varepsilon), \end{aligned}$$

in the sense of distributions in Ω . Therefore:

$$\text{div}(\sigma_\varepsilon) = \frac{s_\varepsilon}{\varepsilon} + \frac{1}{\varepsilon} (-\varepsilon^2 \Delta r_\varepsilon + r_\varepsilon).$$

The first term in the above right-hand side is bounded in $L^2(\Omega)$ owing to (4.37), and the second one is also bounded in $L^2(\Omega)$ as is immediately revealed by an explicit calculation based on the expression (4.18) and (4.19) of the corrector r_ε .

Hence, σ_ε is a bounded sequence in $H_{\text{div}}(\Omega)$, and so there exists a subsequence (still indexed by ε for simplicity) and $\sigma_0 \in H_{\text{div}}(\Omega)$ such that

$$\sigma_\varepsilon \xrightarrow{\varepsilon \rightarrow 0} \sigma_0 \text{ weakly in } L^2(\Omega), \text{ and } \text{div}(\sigma_\varepsilon) \xrightarrow{\varepsilon \rightarrow 0} \text{div}(\sigma_0) \text{ weakly in } L^2(\Omega).$$

Because of (4.39), the weak limit σ_0 is necessarily 0, so that along the same subsequence:

$$\varepsilon \int_{\partial\Omega} \frac{\partial s_\varepsilon}{\partial n} ds \xrightarrow{\varepsilon \rightarrow 0} 0.$$

By a classical argument relying on the uniqueness of the limit, the above convergence actually holds for all the sequence ε (and not only along a subsequence). This shows (4.38), and terminates the proof of the theorem. \square

Remark 4.3. A similar result to *Theorem 4.1* holds in the case of the approximate and exact relative perimeter functionals (3.7) and (3.20), with the same line of proof.

4.3. Convergence of the derivative of the approximate perimeter functionals $P_\varepsilon^{\text{conv}}(u)$ and $P_\varepsilon^{\text{Rob}}(u)$

As we have mentioned, we intend to use $P_\varepsilon^{\text{conv}}(u)$ and $P_\varepsilon^{\text{Rob}}(u)$ in topology optimization algorithms, as generalized counterparts of the usual total perimeter $\text{Per}^T(\Omega)$ of shapes Ω . Recalling the common structure (3.8) of these functionals,

$$P_\varepsilon : L^\infty(D, [0, 1]) \rightarrow \mathbb{R}, \quad P_\varepsilon(u) = \frac{1}{\varepsilon} \int_D (1 - L_\varepsilon \tilde{u}) u dx,$$

where L_ε stands for either $L_\varepsilon^{\text{conv}}$ in (3.15) or $L_\varepsilon^{\text{Rob}}$ in (3.16), we have just proved the consistency of the values of $P_\varepsilon(u)$ with those of $\text{Per}^T(\Omega)$: when $u = \chi_\Omega$ is the characteristic function of a shape $\Omega \subset D$ (satisfying mild assumptions), the quantity $P_\varepsilon(\chi_\Omega)$ converges to $C(\mu)\text{Per}^T(\Omega)$ as $\varepsilon \rightarrow 0$; see (3.10) and (4.2) for the definition of the constant $C(\mu)$.

As we shall see in more details in [Section 6.4.1](#), a key quantity in the numerical treatment of density-based topology optimization problems involving $P_\varepsilon(u)$ is the derivative of this functional. Its expression follows from a standard calculation:

$$(4.40) \quad \forall \hat{u} \in L^\infty(D), \quad P'_\varepsilon(u)(\hat{u}) = \int_D g_{u,\varepsilon} \hat{u} \, dx, \quad \text{where } g_{u,\varepsilon}(x) := \frac{1}{\varepsilon}(1 - 2(L_\varepsilon \hat{u})(x)),$$

where we have used the fact that the operators $L_\varepsilon^{\text{conv}}$ and $L_\varepsilon^{\text{Rob}}$ are self-adjoint with respect to the $L^2(\mathbb{R}^d)$ and $L^2(D)$ inner product, respectively.

In this section, we examine the consistency of the derivative $P'_\varepsilon(u)$ of our approximate perimeter functionals with the shape derivative $\text{Per}^{T'}(\Omega)(\theta)$ (supplied by [Proposition 2.1](#)) of the exact total perimeter in the particular case where $u = \chi_\Omega$ is the characteristic function of a given domain Ω . Our main result reads as follows.

Proposition 4.2. *Let $D \subset \mathbb{R}^d$ and $\Omega \subset D$ be two bounded domains satisfying the assumption [\(4.1\)](#), and let $x \in \partial\Omega \cap D$ be a point such that the boundary $\partial\Omega$ is smooth around x . Let*

$$g_{\chi_\Omega,\varepsilon}(x) := \frac{1}{\varepsilon}(1 - 2(L_\varepsilon \widetilde{\chi_\Omega})(x)),$$

where L_ε is one of the regularizing operators [\(3.9\)](#) and [\(3.10\)](#). Then, the following convergence holds:

$$g_{\chi_\Omega,\varepsilon}(x) \xrightarrow{\varepsilon \rightarrow 0} C(\mu)\kappa(x),$$

where $\kappa(x)$ is the mean curvature of $\partial\Omega$ at x and $C(\mu)$ is the constant associated with the radial principal part μ of L_ε via [\(4.2\)](#).

Remark 4.4. *This result expresses the quite intriguing fact that when $u = \chi_\Omega$ is the characteristic function of a smooth subdomain $\Omega \subset D$ satisfying [\(4.1\)](#), the derivative of the approximate perimeter $P_\varepsilon(u)$, which is a quantity able to measure “topological changes” in the shape accounted for by the density u , is consistent with the shape derivative of the exact perimeter functional, describing geometric variations of Ω .*

Proof. Without loss of generality, we assume that the considered point x coincides with the origin 0 , and that the normal vector to $\partial\Omega$ at x is $n(x) = e_d$. A simple calculation, based on the structure [\(3.9\)](#) of L_ε , yields:

$$g_{\chi_\Omega,\varepsilon}(x) = \frac{1}{\varepsilon} \left(1 - 2 \int_{\mathbb{R}^d} \mu(y) \chi_\Omega(x - \varepsilon y) \, dy \right) - \frac{2}{\varepsilon} \int_{\mathbb{R}^d} \chi_\Omega(y) R_\varepsilon(x, y) \, dy.$$

It follows from the decay estimate [\(3.13\)](#) that the second term in the above right-hand side vanishes as $\varepsilon \rightarrow 0$.

Then, a simple calculation based on the properties of the function μ in [\(3.10\)](#) yields:

$$\int_{\{y \in \mathbb{R}^d, y_d > 0\}} \mu(y) \, dy = \frac{1}{2},$$

so that:

$$(4.41) \quad g_{\chi_\Omega,\varepsilon}(x) = \frac{2}{\varepsilon} \int_{\mathbb{R}^d} \mu(y) (\chi_{\{y_d > 0\}}(y) - \chi_\Omega(x - \varepsilon y)) \, dy + o(1).$$

Let us now introduce a local representation of Ω around x . As in [Appendix A.1](#), there exists a real number $\rho > 0$ and a smooth function $f \in C^\infty(\mathbb{R}^{d-1})$ (which we assume to be defined on the whole space \mathbb{R}^{d-1} for commodity) such that:

$$\Omega \cap B_\rho(0) = \{y = (y_1, \dots, y_d), \quad y_d < f(y_1, \dots, y_{d-1})\}.$$

Our convention whereby $x = 0$ and the normal vector $n(0)$ equals e_d implies that:

$$(4.42) \quad f(0) = 0, \quad \nabla_{\hat{y}} f(0) = 0, \quad \text{and } \nabla_{\hat{y}}^2 f(0) = -\text{II}_0,$$

where II_0 is the second fundamental form of $\partial\Omega$ at 0 . Hence, for ε small enough and $y \in B_{\frac{\rho}{\varepsilon}}(0)$, it holds:

$$\chi_\Omega(x - \varepsilon y) = \begin{cases} 1 & \text{if } y_d > -\frac{1}{\varepsilon} f(-\varepsilon y_1, \dots, -\varepsilon y_{d-1}), \\ 0 & \text{if } y_d < -\frac{1}{\varepsilon} f(-\varepsilon y_1, \dots, -\varepsilon y_{d-1}). \end{cases}$$

Now taking advantage of the decay (3.12) of μ at infinity, it follows:

$$\begin{aligned} \frac{2}{\varepsilon} \int_{\mathbb{R}^d} \mu(y) \chi_{\Omega}(x - \varepsilon y) \, dy &= \frac{2}{\varepsilon} \int_{B_{\frac{\rho}{\varepsilon}}(0)} \mu(y) \chi_{\Omega}(x - \varepsilon y) \, dy + o(1) \\ &= \frac{2}{\varepsilon} \int_{B_{\frac{\rho}{\varepsilon}}(0)} \mu(y) \chi_{\{y_d > -\frac{1}{\varepsilon} f(-\varepsilon y_1, \dots, -\varepsilon y_{d-1})\}} \, dy + o(1) \\ &= \frac{2}{\varepsilon} \int_{\mathbb{R}^d} \mu(y) \chi_{\{y_d > -\frac{1}{\varepsilon} f(-\varepsilon y_1, \dots, -\varepsilon y_{d-1})\}} \, dy + o(1), \end{aligned}$$

and (4.41) then becomes:

$$(4.43) \quad \begin{aligned} g_{\chi_{\Omega}, \varepsilon}(x) &= \frac{2}{\varepsilon} \int_{\mathbb{R}^{d-1}} \left(\int_0^{\infty} \mu(y) \, dy_d - \int_{-\frac{1}{\varepsilon} f(-\varepsilon y_1, \dots, -\varepsilon y_{d-1})}^{\infty} \mu(y) \, dy_d \right) dy_1 \dots dy_{d-1} + o(1), \\ &= \frac{2}{\varepsilon} \int_{\mathbb{R}^{d-1}} \left(\int_0^{b(\varepsilon)} \mu(y) \, dy_d \right) dy_1 \dots dy_{d-1} + o(1), \end{aligned}$$

where we have introduced the smooth function $b(\varepsilon) := -\frac{1}{\varepsilon} f(-\varepsilon y_1, \dots, -\varepsilon y_{d-1})$, whose dependence on y_1, \dots, y_{d-1} is omitted for notational simplicity. In order to pass to the limit $\varepsilon \rightarrow 0$ in the above expression, we first need to calculate the values $b(0)$ and $b'(0)$; to achieve this, a Taylor expansion at $\varepsilon = 0$ yields:

$$b(\varepsilon) = -\frac{1}{\varepsilon} \left(f(0) - \varepsilon \nabla_{\hat{y}} f(0) \cdot \hat{y} + \frac{\varepsilon^2}{2} \nabla_{\hat{y}}^2 f(0)(\hat{y}, \hat{y}) \right) + o(\varepsilon),$$

and using (4.42), we obtain:

$$b(\varepsilon) = \frac{\varepsilon}{2} \Pi_0(\hat{y}, \hat{y}) + o(\varepsilon).$$

We then infer that $b(0) = 0$ and $b'(0) = \frac{1}{2} \Pi_0(\hat{y}, \hat{y})$.

Now using the smoothness of the partial mapping $y_d \mapsto \mu(y_1, \dots, y_{d-1}, y_d)$ for fixed $\hat{y} = (y_1, \dots, y_{d-1}) \neq 0$, we obtain, for $\hat{y} \neq 0$:

$$\lim_{\varepsilon \rightarrow 0} \frac{1}{\varepsilon} \int_0^{b(\varepsilon)} \mu(y) \, dy_d = b'(0) \mu(y_1, \dots, y_{d-1}, b(0)).$$

The estimates (3.11) and (3.12) about μ then make it possible to apply the Lebesgue dominated convergence theorem in (4.43), which results in:

$$\begin{aligned} \lim_{\varepsilon \rightarrow 0} g_{\chi_{\Omega}, \varepsilon}(x) &= \int_{\mathbb{R}^{d-1}} \mu(y_1, \dots, y_{d-1}, 0) \Pi_0(\hat{y}, \hat{y}) \, dy_1 \dots dy_{d-1}, \\ &= \int_{\mathbb{R}^{d-1}} \mu(y_1, \dots, y_{d-1}, 0) \left(\sum_{i,j=1}^{d-1} \Pi_{0,i,j} y_i y_j \right) \, dy_1 \dots dy_{d-1}, \\ &= \kappa(x) \int_{\mathbb{R}^{d-1}} \mu(y_1, \dots, y_{d-1}, 0) y_1^2 \, dy_1 \dots dy_{d-1}, \end{aligned}$$

where we have denoted by $\Pi_{0,i,j}$ the entries of the $(d-1) \times (d-1)$ matrix Π_0 , and we have used the radial character of μ , which implies that

$$\int_{\mathbb{R}^{d-1}} \mu(y_1, \dots, y_{d-1}, 0) y_i y_j \, dy_1 \dots dy_{d-1} = 0 \text{ if } i \neq j,$$

and that all the integrals

$$\int_{\mathbb{R}^{d-1}} \mu(y_1, \dots, y_{d-1}, 0) y_i^2 \, dy_1 \dots dy_{d-1}$$

share the same value for $i = 1, \dots, d-1$. We have also used the fact that $\kappa(x) = \text{tr}(\Pi_0)$, see Appendix A.1. Hence,

$$\lim_{\varepsilon \rightarrow 0} g_{\chi_{\Omega}, \varepsilon}(x) = \frac{1}{(d-1)} \kappa(x) \int_{\mathbb{R}^{d-1}} |\hat{y}|^2 \mu(y_1, \dots, y_{d-1}, 0) \, dy_1 \dots dy_{d-1},$$

which terminates the proof, owing to Lemma 4.1. \square

Remark 4.5. *The above analysis stands only in the neighborhood of the points $x \in \partial\Omega \cap D$ where the boundary $\partial\Omega$ is smooth, and it seems difficult to extend to intersection points of the boundaries $\partial\Omega$ and ∂D . The behavior of the approximate perimeter functional $P_\varepsilon^{\text{Rob}}(u)$ near those intersection points as $\varepsilon \rightarrow 0$ will be better understood in the framework of Γ -convergence, as we shall see in the next [Section 5](#).*

5. CONVERGENCE PROPERTIES OF THE PDE-BASED APPROXIMATE PERIMETER FUNCTIONAL $P_\varepsilon^{\text{Rob}}(u)$

In this section, we look at the approximation of the total perimeter $P^T(u)$ in [\(3.7\)](#) from another perspective, namely, we investigate the Γ -convergence of the PDE-based functional $P_\varepsilon^{\text{Rob}}(u)$ to its exact counterpart $P^T(u)$, which indicates how the minimum value and the minimizers of $P_\varepsilon^{\text{Rob}}(u)$ behave as $\varepsilon \rightarrow 0$.

We first recall in the next [Section 5.1](#) some material about the notion of Γ -convergence, and we state [Theorem 5.2](#), which is the main result in this section. Technical preliminaries for the proof of this theorem are discussed in [Sections 5.2](#) and [5.3](#); [Sections 5.4](#) and [5.5](#) are then devoted to the proof of the Γ -limsup (resp. Γ -liminf) inequalities. Finally, we deal with the equi-coercivity of $P_\varepsilon^{\text{Rob}}(u)$ in [Section 5.6](#).

5.1. A brief reminder of Γ -convergence

For the convenience of the reader, we summarize in this section the basic ingredients of the Γ -convergence theory, referring to [\[22\]](#), Chap. 12 and [\[29\]](#) for further details.

Let us start with a definition:

Definition 5.1. *Let (X, d) be a metric space, $F_\varepsilon : X \rightarrow \mathbb{R} \cup \{\infty\}$ be a sequence of functions on X , and $F : X \rightarrow \mathbb{R} \cup \{\infty\}$ be another such function. The sequence F_ε is said to Γ -converge to F if for every $x \in X$, the following two conditions hold at every point $x \in X$:*

- (Γ -liminf inequality) *For every sequence $x_\varepsilon \in X$ such that $d(x_\varepsilon, x) \rightarrow 0$, it holds:*

$$F(x) \leq \liminf_{\varepsilon \rightarrow 0} F_\varepsilon(x_\varepsilon).$$

- (Γ -limsup inequality) *There exists a sequence $x_\varepsilon \in X$ with $d(x_\varepsilon, x) \rightarrow 0$ such that:*

$$\limsup_{\varepsilon \rightarrow 0} F_\varepsilon(x_\varepsilon) \leq F(x).$$

The relevance of the notion of Γ -convergence comes from the next theorem, according to which if (quasi-)minimizers x_ε of a Γ -convergent sequence of functions F_ε accumulate at some point $x \in X$, then x is a minimizer of the Γ -limit F .

Theorem 5.1. *Let (X, d) be a metric space, and let $F_\varepsilon \rightarrow \mathbb{R} \cup \{\infty\}$ be a sequence of functions which Γ -converges to $F \rightarrow \mathbb{R} \cup \{\infty\}$. Then,*

- (i) *Let $x_\varepsilon \in X$ be a sequence of quasi-minimizers of F_ε , i.e. there exists a sequence of positive real numbers λ_ε converging to 0 such that:*

$$F_\varepsilon(x_\varepsilon) \leq \inf_{x \in X} F_\varepsilon(x) + \lambda_\varepsilon.$$

If the set $\{x_\varepsilon\}$ is relatively compact, then every of its cluster points is a minimizer of F over X , and:

$$\liminf_{\varepsilon \rightarrow 0} \inf_{x \in X} F_\varepsilon(x) = \inf_{x \in X} F(x).$$

- (ii) *If $G : X \rightarrow \mathbb{R} \cup \{\infty\}$ is a continuous function, then $(G + F_\varepsilon)$ Γ -converges to $(G + F)$.*

An attached concept with utmost interest is that of equi-coercivity, which is precisely about the compactness of sequences of (quasi-)minimizers of F_ε assumed in the previous theorem.

Definition 5.2. *Let (X, d) be a metric space; a sequence of functions $F_\varepsilon \rightarrow \mathbb{R} \cup \{\infty\}$ is said to be equi-coercive if from every sequence $x_\varepsilon \in X$ such that $\sup_\varepsilon F_\varepsilon(x_\varepsilon) < \infty$, one can extract a subsequence ε_j such that x_{ε_j} converges to some element $x^* \in X$.*

With these notions at hand, we are in position to state the main result in this section:

Theorem 5.2. *Let the metric space $L^\infty(D, [0, 1])$ be equipped with the distance induced by the $L^1(D)$ norm. Then, it holds:*

(i) The functional sequence $P_\varepsilon^{\text{Rob}} : L^\infty(D, [0, 1]) \rightarrow \mathbb{R}$ Γ -converges to the functional defined by:

$$\forall u \in L^\infty(D, [0, 1]), \begin{cases} \frac{1}{2}P^T(u) & \text{if } u \in BV(D, \{0, 1\}), \\ +\infty & \text{otherwise.} \end{cases}$$

(ii) The functional sequence $P_\varepsilon^{\text{Rob}} : L^\infty(D, [0, 1]) \rightarrow \mathbb{R}$ is equi-coercive.

The proof of [Theorem 5.2](#) is developed in the next subsections.

Remark 5.1. A similar result was proved in [\[20\]](#) about the Γ -convergence of the functional $P_\varepsilon^{\text{Neu}} : L^\infty(D, [0, 1]) \rightarrow \mathbb{R}$ defined in [\(3.20\)](#) to the relative perimeter functional $P^R(u)$. As we shall see, the present analysis of the functional $P_\varepsilon^{\text{Rob}}(u)$ involves much more technicalities.

Remark 5.2. [Theorems 5.1](#) and [5.2](#) exemplify why the notion of Γ -convergence is well-adapted to our original purpose of approximating the total perimeter $P^T(u)$ by $P_\varepsilon^{\text{Rob}}(u)$ in the context of a density-based optimal design problem. Let us indeed consider the problem introduced in [Section 2.2](#),

$$(5.1) \quad \min_{u \in L^\infty(D, [0, 1])} J(u) + \ell P^T(u),$$

where $J(u)$ is an objective function depending on the optimized density u and $P^T(u)$ is the total perimeter functional. The approximate problem obtained by replacing $P^T(u)$ with $2P_\varepsilon^{\text{Rob}}(u)$ reads:

$$(5.2) \quad \min_{u \in L^\infty(D, [0, 1])} J(u) + 2\ell P_\varepsilon^{\text{Rob}}(u).$$

The Γ -convergence of $P_\varepsilon^{\text{Rob}}(u)$ to $\frac{1}{2}P^T(u)$ then ensures that minimizers of [\(5.2\)](#) converge to minimizers of [\(5.1\)](#), under suitable assumptions on $J(u)$; see [\[21\]](#) for more details and examples about this point, in the context of the relative perimeter functional.

5.2. Variational preliminaries about the approximate functional $P_\varepsilon^{\text{Rob}}(u)$

Our first task is to give a variational characterization of the approximate total perimeter $P_\varepsilon^{\text{Rob}}$; this simply relies on the variational formulation associated to [\(3.17\)](#) and on a duality argument. Throughout this section, for a given function $u \in L^\infty(D, [0, 1])$, we denote by v_ε the unique solution in $H^1(D)$ to:

$$(5.3) \quad \begin{cases} -\varepsilon^2 \Delta v_\varepsilon + v_\varepsilon = u & \text{in } D, \\ \varepsilon \frac{\partial v_\varepsilon}{\partial n} + v_\varepsilon = 0 & \text{on } \partial D. \end{cases}$$

Lemma 5.1. For any $u \in L^\infty(D, [0, 1])$, $P_\varepsilon^{\text{Rob}}(u)$ admits the following expression as an infimum:

$$(5.4) \quad P_\varepsilon^{\text{Rob}}(u) = \inf_{v \in H^1(D)} \left\{ \int_D \left(\varepsilon |\nabla v|^2 + \frac{1}{\varepsilon} v^2 + \frac{1}{\varepsilon} u(1-2v) \right) dx + \int_{\partial D} v^2 ds \right\},$$

where the infimum is uniquely attained at $v = v_\varepsilon$. Alternatively, $P_\varepsilon^{\text{Rob}}(u)$ rewrites as a supremum:

$$(5.5) \quad P_\varepsilon^{\text{Rob}}(u) = \sup_{\substack{\sigma \in H_{\text{div}}(D) \\ \sigma \cdot n \in L^2(\partial D)}} \left\{ \frac{1}{\varepsilon} \int_D \left(u - (u + \varepsilon \text{div} \sigma)^2 - |\sigma|^2 \right) dx - \int_{\partial D} (\sigma \cdot n)^2 ds \right\},$$

where the supremum is uniquely attained at $\sigma = \varepsilon \nabla v_\varepsilon$.

Proof. The variational formulation for [\(5.3\)](#) reads:

$$\forall v \in H^1(D), \quad \varepsilon^2 \int_D \nabla v_\varepsilon \cdot \nabla v dx + \varepsilon \int_{\partial D} v_\varepsilon v ds + \int_D v_\varepsilon v dx = \int_D uv dx.$$

As a consequence of the standard Lax-Milgram theory, it holds:

$$-\frac{1}{2} \int_D uv_\varepsilon dx = \inf_{v \in H^1(D)} \left\{ \frac{1}{2} \left(\int_D (\varepsilon^2 |\nabla v|^2 + v^2) dx + \varepsilon \int_{\partial D} v^2 ds \right) - \int_D uv dx \right\},$$

where v_ε is the unique minimum point in the above right-hand side. Combining this expression with the definition [\(3.18\)](#) of $P_\varepsilon^{\text{Rob}}(u)$, we immediately obtain [\(5.4\)](#).

In order to obtain (5.5), we use a duality argument, which is more systematically described in [47]. The latter relies on a simple algebraic identity, taking place in a Hilbert space $(H, \langle \cdot, \cdot \rangle_H)$, involving an invertible, positive operator $A : H \rightarrow H$:

$$\text{For all } v \in H, \quad \frac{1}{2} \langle Av, v \rangle_H = \sup_{\sigma \in H} \left(\langle \sigma, x \rangle_H - \frac{1}{2} \langle A^{-1} \sigma, \sigma \rangle_H \right),$$

where the supremum is uniquely attained at $\sigma = A^{-1}v$.

Thence, it easily follows from the previously established identity (5.4) that:

$$(5.6) \quad P_\varepsilon^{\text{Rob}}(u) = \inf_{v \in H^1(D)} \sup_{\substack{\sigma \in L^2(D)^d, w \in L^2(D), \\ z \in L^2(\partial D)}} I(v, \sigma, w, z),$$

where

$$(5.7) \quad I(v, \sigma, w, z) := 2 \int_D \sigma \cdot \nabla v \, dx + 2 \int_D wv \, dx + 2 \int_{\partial D} zv \, ds + \frac{1}{\varepsilon} \int_D u(1 - 2v) \, dx \\ - \frac{1}{\varepsilon} \int_D |\sigma|^2 \, dx - \varepsilon \int_D w^2 \, dx - \int_{\partial D} z^2 \, ds.$$

In addition, the min-max problem (5.6) has exactly one saddle point, namely $(v, \sigma, w, z) = (v_\varepsilon, \varepsilon \nabla v_\varepsilon, \frac{1}{\varepsilon} v_\varepsilon, v_\varepsilon)$; hence, the min and max in (5.6) can be interchanged. We then arrive at:

$$P_\varepsilon^{\text{Rob}}(u) = \sup_{\substack{\sigma \in L^2(D)^d, w \in L^2(D), \\ z \in L^2(\partial D)}} \inf_{v \in H^1(D)} I(v, \sigma, w, z).$$

Now, for given $(\sigma, w, z) \in L^2(D)^d \times L^2(D) \times L^2(\partial D)$, the infimum value $\inf_{v \in H^1(D)} I(v, \sigma, w, z)$ in (5.7) equals $-\infty$, unless it holds:

$$(5.8) \quad \forall v \in H^1(D), \quad 2 \int_D \sigma \cdot \nabla v \, dx + 2 \int_D wv \, dx + 2 \int_{\partial D} zv \, ds - \frac{2}{\varepsilon} \int_D uv \, dx = 0.$$

Indeed, if (5.8) is not satisfied, there exists a function $v_0 \in H^1(D)$ such that the left-hand side of the above identity is positive, and so:

$$\inf_{v \in H^1(D)} I(v, \sigma, w, z) \leq \lim_{\lambda \rightarrow +\infty} I(-\lambda v_0, \sigma, w, z) = -\infty.$$

The condition (5.8) imposes in turn that

$$-\text{div} \sigma = \frac{1}{\varepsilon} u - w, \quad \text{and} \quad \sigma \cdot n = -z.$$

Finally, for any $(\sigma, w, z) \in L^2(D)^d \times L^2(D) \times L^2(\partial D)$ satisfying these relations, a simple calculation yields:

$$\inf_{v \in H^1(D)} I(v, \sigma, w, z) = \frac{1}{\varepsilon} \int_D \left(u - (u + \varepsilon \text{div} \sigma)^2 - |\sigma|^2 \right) dx - \int_{\partial D} (\sigma \cdot n)^2 \, ds,$$

which leads to the desired result (5.5). \square

5.3. Study of an auxiliary function

In this section, we consider a given function $u \in L^\infty(D, [0, 1])$, as well as its extension \tilde{u} by 0 to \mathbb{R}^d . In the forthcoming derivations, we shall encounter on several occasions the function $w_\varepsilon := \tilde{u} * \Phi_\varepsilon$, where we recall that

$$\Phi_\varepsilon(x) = \frac{1}{\varepsilon^d} \Phi\left(\frac{x}{\varepsilon}\right), \quad \text{and } \Phi \text{ is the fundamental solution of } u \mapsto -\Delta u + u \text{ in } \mathbb{R}^d,$$

see (3.19). By definition, w_ε is the unique solution in $H^1(\mathbb{R}^d)$ to the following equation:

$$(5.9) \quad -\varepsilon^2 \Delta w_\varepsilon + w_\varepsilon = \tilde{u} \text{ in } \mathbb{R}^d.$$

In this section, we aim to analyze the precise asymptotic behavior of w_ε as $\varepsilon \rightarrow 0$, and we start with a few remarks.

Lemma 5.2. *For $u \in L^\infty(D, [0, 1])$, let $w_\varepsilon := \tilde{u} * \Phi_\varepsilon$. Then,*

(i) *For all $\varepsilon > 0$, the function w_ε belongs to $H^2(\mathbb{R}^d)$.*

- (ii) The sequence w_ε converges to \tilde{u} strongly in $L^1(\mathbb{R}^d)$.
(iii) The following estimates hold:

$$0 \leq w_\varepsilon(x) \leq 1 \text{ for a.e. } x \in \mathbb{R}^d, \text{ and } \|\varepsilon \nabla w_\varepsilon\|_{L^\infty(\mathbb{R}^d)} \leq \frac{1}{2}.$$

Proof. Proof of (i): Since $\tilde{u} \in L^2(\mathbb{R}^d)$, this point is a simple consequence of the classical elliptic regularity theory, see for instance [33], §9.6.

Proof of (ii): Since Φ has unit integral (see Lemma 3.1), it holds for almost every point $x \in \mathbb{R}^d$,

$$w_\varepsilon(x) - \tilde{u}(x) = \int_{\mathbb{R}^d} \Phi(y)(\tilde{u}(x - \varepsilon y) - \tilde{u}(x)) \, dy,$$

and so

$$\|w_\varepsilon - \tilde{u}\|_{L^1(\mathbb{R}^d)} \leq \int_{\mathbb{R}^d} \int_{\mathbb{R}^d} \Phi(y) |\tilde{u}(x - \varepsilon y) - \tilde{u}(x)| \, dy \, dx.$$

For an arbitrary real number $\rho > 0$, we may estimate:

$$\begin{aligned} \int_{\mathbb{R}^d} \left(\int_{\mathbb{R}^d \setminus B_\rho(0)} \Phi(y) |\tilde{u}(x - \varepsilon y) - \tilde{u}(x)| \, dy \right) dx &= \int_{\mathbb{R}^d \setminus B_\rho(0)} \Phi(y) \left(\int_{\mathbb{R}^d} |\tilde{u}(x - \varepsilon y) - \tilde{u}(x)| \, dx \right) dy \\ &\leq 2\|\tilde{u}\|_{L^1(D)} \int_{\mathbb{R}^d \setminus B_\rho(0)} \Phi(y) \, dy, \end{aligned}$$

and it follows from the decay of Φ at infinity (see again Lemma 3.1) that, for given $\delta > 0$, there exists $\rho > 0$ such that for every $\varepsilon > 0$:

$$\int_{\mathbb{R}^d} \left(\int_{\mathbb{R}^d \setminus B_\rho(0)} \Phi(y) |\tilde{u}(x - \varepsilon y) - \tilde{u}(x)| \, dy \right) dx \leq \delta.$$

Therefore, using the Cauchy-Schwarz inequality and considering the behavior of Φ in the neighborhood of 0 recalled in Lemma 3.1, it follows:

$$\begin{aligned} \|w_\varepsilon - \tilde{u}\|_{L^1(\mathbb{R}^d)} &\leq \int_{\mathbb{R}^d} \left(\int_{B_\rho(0)} \Phi(y) |\tilde{u}(x - \varepsilon y) - \tilde{u}(x)| \, dy \right) dx + \delta \\ &\leq C \int_{\mathbb{R}^d} \left(\int_{B_\rho(0)} |\tilde{u}(x - \varepsilon y) - \tilde{u}(x)|^2 \, dy \right)^{\frac{1}{2}} dx + \delta, \end{aligned}$$

for a constant $C > 0$ which may depend on δ and ρ , but which is independent of ε . Since \tilde{u} takes values in $[0, 1]$, this entails:

$$\|w_\varepsilon - \tilde{u}\|_{L^1(\mathbb{R}^d)} \leq C \int_{\mathbb{R}^d} \left(\frac{1}{\varepsilon^d} \int_{B_{\varepsilon\rho}(0)} |\tilde{u}(x - z) - \tilde{u}(x)| \, dz \right)^{\frac{1}{2}} dx + \delta.$$

It follows from the Lebesgue differentiation theorem and the Lebesgue dominated convergence theorem that the integral in the above right-hand side converges to 0 as $\varepsilon \rightarrow 0$. In particular, for ε sufficiently small, it is smaller than δ , and then:

$$\|w_\varepsilon - \tilde{u}\|_{L^1(\mathbb{R}^d)} \leq 2\delta.$$

Since δ is arbitrary, this reveals that $w_\varepsilon \rightarrow \tilde{u}$ strongly in $L^1(\mathbb{R}^d)$.

Proof of (iii): This fact follows from quite precise estimates about the fundamental solution Φ_ε . Since the proof has already been tackled in the 2d case in [20] (see Proposition 2.7 in there), and since it is similar, albeit more involved in the 3d case, we only focus on the latter, which is new to the best of our knowledge.

To this end, let us first recall the explicit expressions of the modified Bessel function of the second kind $K_{\frac{1}{2}}(r)$ and the fundamental solution $\Phi(x)$ in 3d (see [1] §9.6.23):

$$(5.10) \quad K_{\frac{1}{2}}(r) = \sqrt{\frac{\pi}{2}} \frac{e^{-r}}{\sqrt{r}}, \quad r > 0, \text{ and } \Phi(x) = \frac{1}{4\pi|x|} e^{-|x|}, \quad x \in \mathbb{R}^d \setminus \{0\}.$$

A simple change of variables in the definition of w_ε now yields:

$$w_\varepsilon(x) = \int_{\mathbb{R}^d} \Phi(z) \tilde{u}(x - \varepsilon y) \, dy,$$

and the first part of the statement then follows from the simple calculation:

$$\begin{aligned} w_\varepsilon(x) &= \frac{1}{4\pi} \int_{\mathbb{R}^3} \frac{e^{-|y|}}{|y|} \tilde{u}(x - \varepsilon y) \, dy \\ &\leq \frac{1}{4\pi} \int_{\mathbb{R}^3} \frac{e^{-|y|}}{|y|} \, dy \\ &= \frac{1}{4\pi} \int_0^\infty \int_0^\pi \int_0^{2\pi} \frac{e^{-r}}{r} r^2 \sin \varphi \, d\theta d\varphi dr \\ &= \frac{1}{2} \int_0^\infty \int_0^\pi r e^{-r} \sin \varphi \, d\varphi dr \\ &= 1, \end{aligned}$$

where we have introduced the spherical coordinates (r, θ, φ) centered at 0 in passing from the second line to the third one.

Now let $x \in \mathbb{R}^3$ be given, and let $\nu \in \mathbb{R}^3$ be an arbitrary unit vector. Since the function $\Phi(z)$ is radial, we obtain from the definition of w_ε and a change of variables that:

$$\varepsilon \nabla w_\varepsilon(x) \cdot \nu = \int_{\mathbb{R}^3} (\nabla \Phi(y) \cdot \nu) \tilde{u}(x - \varepsilon y) \, dy = \varepsilon \nabla w_\varepsilon(x) \cdot e_1,$$

where e_1 is the first coordinate vector of \mathbb{R}^d . We now estimate this last quantity:

$$(5.11) \quad \begin{aligned} \varepsilon \nabla w_\varepsilon(x) \cdot \nu &= \int_{\mathbb{R}^3} \frac{\partial \Phi}{\partial x_1}(y) \tilde{u}(x - \varepsilon y) \, dy \\ &\leq \int_{\mathbb{R}^3} \max\left(\frac{\partial \Phi}{\partial x_1}(y), 0\right) \, dy. \end{aligned}$$

Using the expression of the gradient in the spherical coordinates and the explicit expression (5.10), we obtain:

$$\frac{\partial \Phi}{\partial x_1} = -\frac{r+1}{4\pi r^2} e^{-r} \sin \varphi \cos \theta,$$

and then:

$$\begin{aligned} \int_{\mathbb{R}^3} \max\left(\frac{\partial \Phi}{\partial x_1}(y), 0\right) \, dy &= \frac{1}{4\pi} \int_0^\infty \int_0^{2\pi} \int_0^\pi \max\left(0, -\frac{r+1}{r^2} e^{-r} \sin \varphi \cos \theta\right) r^2 \sin \varphi \, d\varphi d\theta dr \\ &= -\frac{1}{4\pi} \int_0^\infty \int_{\frac{\pi}{2}}^{\frac{3\pi}{2}} \int_0^\pi (r+1) e^{-r} \sin^2 \varphi \cos \theta \, d\varphi d\theta dr \\ &= \frac{1}{2}. \end{aligned}$$

Hence, we have proved that:

$$\forall x \in \mathbb{R}^3, \forall \nu \in \mathbb{S}^2, \varepsilon \nabla w_\varepsilon(x) \cdot \nu \leq \frac{1}{2},$$

which leads to the desired conclusion. \square

It is quite natural to try and approximate the solution v_ε to our boundary-value problem (5.3) by the function w_ε . Indeed, the latter satisfies $-\varepsilon^2 \Delta w_\varepsilon + w_\varepsilon = u$ inside D . The purpose of the next lemma is to show that, as $\varepsilon \rightarrow 0$, w_ε is “close” to fulfilling the Robin boundary condition of v_ε in (5.3): $\varepsilon \frac{\partial w_\varepsilon}{\partial n} + w_\varepsilon \approx 0$ as $\varepsilon \rightarrow 0$. This fact may be understood as a geometric measure theory counterpart of the derivation of the boundary layer profile r_D in the proof of Theorem 4.1.

Let us start with a lemma.

Lemma 5.3. *Let $f \in L^\infty(\mathbb{R}^d)$, and let $x_0 \in \mathbb{R}^d$ be a regular point of f . Let $a \in \mathbb{S}^{d-1}$ be a unit vector such that both approximate limits $f_a(x_0)$ and $f_{-a}(x_0)$ exist, with $f_a(x_0) = 0$. Then the function $w_\varepsilon = f * \Phi_\varepsilon \in H^1(\mathbb{R}^d)$ satisfies:*

$$\lim_{\varepsilon \rightarrow 0} \left(\varepsilon \nabla w_\varepsilon(x_0) \cdot a + w_\varepsilon(x_0) \right) = 0.$$

Remark 5.3. *Despite its quite technical proof, the above result is fairly intuitive: roughly speaking, if the function f jumps from some value $\alpha' = f_{-a}(x)$ to 0 across the hyperplane with normal vector a , the smoothed approximation w_ε should take a value close to $\frac{1}{2}\alpha'$ on this hyperplane, and it should have a normal derivative behaving as $-\frac{\alpha'}{2\varepsilon}$.*

Proof. The definition of w_ε immediately implies that:

$$\varepsilon \nabla w_\varepsilon(x_0) \cdot a + w_\varepsilon(x_0) = \int_{\mathbb{R}^d} \left(\varepsilon \nabla \Phi_\varepsilon(x_0 - y) \cdot a + \Phi_\varepsilon(x_0 - y) \right) f(y) dy.$$

We now fix $\rho > 0$ and $\delta > 0$. Then,

$$\varepsilon \nabla w_\varepsilon(x_0) \cdot a + w_\varepsilon(x_0) = \int_{B_\rho(x_0)} \left(\varepsilon \nabla \Phi_\varepsilon(x_0 - y) \cdot a + \Phi_\varepsilon(x_0 - y) \right) f(y) dy + r_1,$$

where the remainder r_1 is defined by:

$$(5.12) \quad r_1 = \int_{\mathbb{R}^d \setminus B_\rho(x_0)} \left(\varepsilon \nabla \Phi_\varepsilon(x_0 - y) \cdot a + \Phi_\varepsilon(x_0 - y) \right) f(y) dy.$$

Denoting by

$$\alpha := f_a(x_0) = 0, \text{ and } \alpha' := f_{-a}(x_0),$$

we further decompose:

$$\begin{aligned} \varepsilon \nabla w_\varepsilon(x_0) \cdot a + w_\varepsilon(x_0) &= \int_{B_\rho(x_0) \cap \pi_a(x_0) \cap \{|f - \alpha| < \delta\}} \left(\varepsilon \nabla \Phi_\varepsilon(x_0 - y) \cdot a + \Phi_\varepsilon(x_0 - y) \right) f(y) dy \\ &\quad + \int_{B_\rho(x_0) \cap \pi_{-a}(x_0) \cap \{|f - \alpha'| < \delta\}} \left(\varepsilon \nabla \Phi_\varepsilon(x_0 - y) \cdot a + \Phi_\varepsilon(x_0 - y) \right) f(y) dy + r_1 + r_2 + r'_2, \end{aligned}$$

where we have set

$$(5.13) \quad r_2 = \int_{B_\rho(x_0) \cap \pi_a(x_0) \cap \{|f - \alpha| \geq \delta\}} \left(\varepsilon \nabla \Phi_\varepsilon(x_0 - y) \cdot a + \Phi_\varepsilon(x_0 - y) \right) f(y) dy,$$

and

$$r'_2 = \int_{B_\rho(x_0) \cap \pi_{-a}(x_0) \cap \{|f - \alpha'| \geq \delta\}} \left(\varepsilon \nabla \Phi_\varepsilon(x_0 - y) \cdot a + \Phi_\varepsilon(x_0 - y) \right) f(y) dy.$$

Let us now introduce the functions $r(y) = f(y) - \alpha$ and $r'(y) = f(y) - \alpha'$. Then,

$$\begin{aligned} \varepsilon \nabla w_\varepsilon(x_0) \cdot a + w_\varepsilon(x_0) &= \int_{B_\rho(x_0) \cap \pi_a(x_0) \cap \{|r| < \delta\}} \left(\varepsilon \nabla \Phi_\varepsilon(x_0 - y) \cdot a + \Phi_\varepsilon(x_0 - y) \right) \alpha dy \\ &\quad + \int_{B_\rho(x_0) \cap \pi_{-a}(x_0) \cap \{|r'| < \delta\}} \left(\varepsilon \nabla \Phi_\varepsilon(x_0 - y) \cdot a + \Phi_\varepsilon(x_0 - y) \right) \alpha' dy + r_1 + r_2 + r'_2 + r_3 + r'_3, \end{aligned}$$

where

$$(5.14) \quad r_3 := \int_{B_\rho(x_0) \cap \pi_a(x_0) \cap \{|r| < \delta\}} \left(\varepsilon \nabla \Phi_\varepsilon(x_0 - y) \cdot a + \Phi_\varepsilon(x_0 - y) \right) r(y) dy,$$

and

$$r'_3 := \int_{B_\rho(x_0) \cap \pi_{-a}(x_0) \cap \{|r'| < \delta\}} \left(\varepsilon \nabla \Phi_\varepsilon(x_0 - y) \cdot a + \Phi_\varepsilon(x_0 - y) \right) r'(y) dy.$$

Finally, since $\alpha = 0$, we arrive at the following expression:

$$(5.15) \quad \varepsilon \nabla w_\varepsilon(x_0) \cdot a + w_\varepsilon(x_0) = \int_{\pi_{-a}(x_0)} \left(\varepsilon \nabla \Phi_\varepsilon(x_0 - y) \cdot a + \Phi_\varepsilon(x_0 - y) \right) \alpha' dy + r_1 + r_2 + r'_2 + r_3 + r'_3 + r'_4,$$

with

$$(5.16) \quad r'_4 = - \int_{\pi_{-a}(x_0) \setminus (B_\rho(x_0) \cap \{|r'| < \delta\})} \left(\varepsilon \nabla \Phi_\varepsilon(x_0 - y) \cdot a + \Phi_\varepsilon(x_0 - y) \right) \alpha' dy.$$

We now proceed to estimate each term in the right-hand side of (5.15).

Calculation of the integral $\int_{\pi_{-a}(x_0)} \left(\varepsilon \nabla \Phi_\varepsilon(x_0 - y) \cdot a + \Phi_\varepsilon(x_0 - y) \right) \alpha' dy$. Let us define

$$H_a := \{x \in \mathbb{R}^d, x \cdot a > 0\}, \text{ and for } t \geq 0, H_{a,t} := \{x \in \mathbb{R}^d, x \cdot a = t\}.$$

Then a change of variables and the Fubini theorem yield:

$$(5.17) \quad \begin{aligned} \int_{\pi_{-a}(x_0)} \left(\varepsilon \nabla \Phi_\varepsilon(x_0 - y) \cdot a + \Phi_\varepsilon(x_0 - y) \right) \alpha' dy &= \alpha' \int_{H_a} \left(\nabla \Phi(z) \cdot a + \Phi(z) \right) dz, \\ &= \alpha' \int_0^{H_a} \int_{H_{a,t}} \left(\nabla \Phi(y) \cdot a + \Phi(y) \right) dy dt. \end{aligned}$$

Let us now define the function $\psi_a : (0, \infty) \rightarrow \mathbb{R}$ by:

$$\psi_a(t) = \int_{H_{a,t}} \Phi(y) dy.$$

Because $\Phi(z)$ depends only on the radial part $|z|$ of z , the function ψ_a is independent of the vector a . In particular, $\psi_a(t) = \psi_{e_d}(t)$, where e_d is the d^{th} coordinate vector.

On a different note, we may calculate the derivative of ψ_a by considering the expression

$$\frac{\psi_a(t+h) - \psi_a(t)}{h} = \frac{1}{h} \left(\int_{H_{a,t+h}} \Phi(y) dy - \int_{H_{a,t}} \Phi(y) dy \right).$$

Changing variables in the first integral in the above right-hand side and using the Lebesgue dominated convergence theorem, we obtain:

$$\forall t > 0, \quad \psi'_a(t) = \int_{H_{a,t}} \nabla \Phi(y) \cdot a dy.$$

Based on these ingredients, (5.17) rewrites:

$$\int_{\pi_{-a}(x_0)} \left(\varepsilon \nabla \Phi_\varepsilon(x_0 - y) \cdot a + \Phi_\varepsilon(x_0 - y) \right) \alpha' dy = \alpha' \int_0^\infty (\psi'_a(t) + \psi_a(t)) dt.$$

As in the statement of [Lemma 4.1](#), for a given point $x = (x_1, \dots, x_d)$, we use the shorthand $\hat{x} = (x_1, \dots, x_{d-1}) \in \mathbb{R}^{d-1}$. We also denote by $\mathcal{F}_{\hat{x}}$ (resp. \mathcal{F}_t) the partial Fourier transform in \mathbb{R}^{d-1} (resp. in \mathbb{R}) with respect to the $d-1$ first variables (resp. to the last one). Since $\psi_a(t) = \psi_{e_d}(t)$, it holds:

$$\psi_a(t) = (\mathcal{F}_{\hat{x}} \Phi)(0, t), \quad t > 0.$$

Therefore, taking the partial Fourier transform \mathcal{F}_t in both sides, we obtain:

$$\mathcal{F}_t \psi_a(\omega) = \mathcal{F}_t \circ \mathcal{F}_{\hat{x}} \Phi(0, \omega) = \mathcal{F} \Phi(0, \omega).$$

On the other hand, since $-\Delta \Phi + \Phi = \delta$ in the sense of distributions in \mathbb{R}^d , the Fourier transform of Φ reads $\mathcal{F} \Phi(\hat{\xi}, \omega) = \frac{1}{1 + |\hat{\xi}|^2 + \omega^2}$, and so

$$\mathcal{F}_t \psi_a(\omega) = \frac{1}{1 + \omega^2}.$$

The Fourier inversion formula then yields:

$$\psi_a(t) = e^{-|t|}.$$

In particular, for $t > 0$, we have $\psi'_a(t) + \psi_a(t) = 0$, which implies that:

$$\int_{\pi_{-a}(x_0)} \left(\varepsilon \nabla \Phi_\varepsilon(x_0 - y) \cdot a + \Phi_\varepsilon(x_0 - y) \right) \alpha' dy = 0.$$

We now proceed to estimate the remainders $r_1, r_2, r'_2, r_3, r'_3, r'_4$ featured in the formula (5.15) in terms of δ . This task demands a careful choice of the radius ρ of the ball $B_\rho(x_0)$ in their definitions and we start by introducing two functions which prove useful in this perspective.

Recalling that $\delta > 0$ is fixed, we first define the function $\theta : [0, \infty) \rightarrow \mathbb{R}$ by:

$$(5.18) \quad \theta(\rho) := \max \left\{ \sup_{0 \leq r \leq \rho} \frac{\mathcal{L}^d(B_r(x_0) \cap \pi_a(x_0) \cap \{|f - \alpha| \geq \delta\})}{\mathcal{L}^d(B_r(x_0) \cap \pi_a(x_0))}, \sup_{0 \leq r \leq \rho} \frac{\mathcal{L}^d(B_r(x_0) \cap \pi_{-a}(x_0) \cap \{|f - \alpha'| \geq \delta\})}{\mathcal{L}^d(B_r(x_0) \cap \pi_{-a}(x_0))} \right\},$$

where we recall that $\mathcal{L}^d(E)$ denotes the Lebesgue measure of a Borel subset $E \subset \mathbb{R}^d$. By construction, θ is a non decreasing function from $[0, \infty)$ into itself; it is also lower semi-continuous, as a consequence of the elementary [Lemma 5.4](#), whose statement is postponed to the end of this proof for clarity. Finally, the definition [\(3.3\)](#) of approximate limit readily implies that $\lim_{\rho \rightarrow 0} \theta(\rho) = 0$.

We next introduce the function $\zeta : [0, \infty) \rightarrow \mathbb{R}$ defined for $\varepsilon \geq 0$ by:

$$\zeta(\varepsilon) := \sup \left\{ \rho \geq 0, \rho(\rho + \theta(\rho))^{\frac{1}{2d}} \leq \varepsilon \right\}.$$

Since $\theta(\rho)$ is lower semi-continuous and the function $\rho \rightarrow \rho(\rho + \theta(\rho))^{\frac{1}{2d}}$ tends to infinity as $\rho \rightarrow \infty$, it is easy to see that this supremum is attained. The function $\zeta : (0, \infty) \rightarrow (0, \infty)$ is non decreasing and satisfies $\zeta(\varepsilon) > 0$, and $\lim_{\varepsilon \rightarrow 0} \zeta(\varepsilon) = 0$; indeed, it holds:

$$\left\{ \rho \geq 0, \rho(\rho + \theta(\rho))^{\frac{1}{2d}} \leq \varepsilon \right\} \subset \left\{ \rho \geq 0, \rho^2 \leq \varepsilon \right\},$$

and so

$$\zeta(\varepsilon) \leq \sup \left\{ \rho \geq 0, \rho^2 \leq \varepsilon \right\} \leq \sqrt{\varepsilon}.$$

On a different note, the change of variables $\rho = \varepsilon t$ yields:

$$\zeta(\varepsilon) := \varepsilon \sup \left\{ t \geq 0, t(\varepsilon t + \theta(\varepsilon t))^{\frac{1}{2d}} \leq 1 \right\}.$$

Since for any real number $M > 0$, one has:

$$\lim_{\varepsilon \rightarrow 0} M(\varepsilon M + \theta(\varepsilon M))^{\frac{1}{2d}} = 0,$$

it follows that for any $M > 0$, there exists ε_0 such that $\frac{\zeta(\varepsilon)}{\varepsilon} \geq M$ for $\varepsilon \leq \varepsilon_0$, which means exactly that $\lim_{\varepsilon \rightarrow 0} \frac{\zeta(\varepsilon)}{\varepsilon} = +\infty$. To summarize, we have proved that the function $\zeta(\varepsilon)$ satisfies the following properties:

$$(5.19) \quad \lim_{\varepsilon \rightarrow 0} \zeta(\varepsilon) = 0, \quad \lim_{\varepsilon \rightarrow 0} \frac{\zeta(\varepsilon)}{\varepsilon} = +\infty, \quad \text{and} \quad \zeta(\varepsilon)(\zeta(\varepsilon) + \theta(\zeta(\varepsilon))^{\frac{1}{2d}}) \leq \varepsilon.$$

We now select $\rho = \zeta(\varepsilon)$ as for the radius of the ball $B_\rho(x_0)$.

Estimate of the remainder r_1 . A change of variables in the definition [\(5.12\)](#) yields:

$$r_1 = \int_{\mathbb{R}^d \setminus \overline{B_{\frac{\rho}{\varepsilon}}(0)}} \left(\nabla \Phi(y) \cdot a + \Phi(y) \right) f(x_0 - \varepsilon y) dy.$$

Since $f \in L^\infty(\mathbb{R}^d)$, $\frac{\zeta(\varepsilon)}{\varepsilon} \rightarrow \infty$ and because of the exponential decay of the fundamental solution $\Phi(r)$ as $r \rightarrow \infty$ (see [Lemma 3.1](#)), it follows that $r_1 \rightarrow 0$ as $\varepsilon \rightarrow 0$.

Estimate of the remainder r_2 . Likewise, a change of variables in [\(5.13\)](#) yields:

$$r_2 = \int_{\mathbb{R}^d} \left(\nabla \Phi(y) \cdot a + \Phi(y) \right) f(x_0 - \varepsilon y) \chi_{B_\rho(x_0) \cap \pi_\alpha(x_0) \cap \{|f - \alpha| \geq \delta\}}(x_0 - \varepsilon y) dy.$$

Considering the behavior of Φ and its derivative near 0 and ∞ (see [Lemma 3.1](#)) and the fact that $f \in L^\infty(\mathbb{R}^d)$, a simple application of Hölder's inequality yields:

$$|r_2| \leq C \left(\int_{\mathbb{R}^d} \chi_{B_\rho(x_0) \cap \pi_\alpha(x_0) \cap \{|f - \alpha| \geq \delta\}}(x_0 - \varepsilon y) dy \right)^{\frac{1}{q}},$$

for some $q > 2$. Here and until the rest of the proof, C stands for a constant which depends on f but not on δ and ε . We now estimate this last integral as:

$$\begin{aligned} \int_{\mathbb{R}^d} \chi_{B_\rho(x_0) \cap \pi_\alpha(x_0) \cap \{|f - \alpha| \geq \delta\}}(x_0 - \varepsilon y) dy &= \frac{1}{\varepsilon^d} \int_{\mathbb{R}^d} \chi_{B_\rho(x_0) \cap \pi_\alpha(x_0) \cap \{|f - \alpha| \geq \delta\}}(y) dy \\ &= \frac{1}{\varepsilon^d} \mathcal{L}^d(B_\rho(x_0) \cap \pi_\alpha(x_0) \cap \{|f - \alpha| \geq \delta\}) \\ &\leq C \frac{\zeta(\varepsilon)^d}{\varepsilon^d} \theta(\zeta(\varepsilon)) \\ &\leq C \frac{\varepsilon^d}{\zeta(\varepsilon)^d}; \end{aligned}$$

where we have used the definition (5.18) of θ from the second to the third line, as well as (5.19) to achieve the last line. Using again (5.19), we see that $r_2 \rightarrow 0$, as desired.

Estimate of the remainder r'_2 . One obtains $r'_2 \rightarrow 0$ as $\varepsilon \rightarrow 0$ by using exactly the same arguments as in the case of r_2 .

Estimate of the remainder r_3 . From the definition (5.14), we obviously have:

$$|r_3| \leq \delta \int_{B_\rho(x_0) \cap \pi_a(x_0) \cap \{|r| < \delta\}} |\varepsilon \nabla \Phi_\varepsilon(x_0 - y) \cdot a + \Phi_\varepsilon(x_0 - y)| \, dy,$$

and so, using a change of variables together with the fact that Φ and $\nabla \Phi$ are integrable on \mathbb{R}^d (see Lemma 3.1):

$$|r_3| \leq \delta \int_{B_{\frac{\zeta(\varepsilon)}{\varepsilon}}(0)} |\nabla \Phi(z) \cdot a + \Phi(z)| \, dz \leq C\delta.$$

Estimate of the remainder r'_3 . By the same token, there exists a constant $C > 0$ which does not depend on δ and ε such that:

$$|r'_3| \leq C\delta.$$

Estimate of the remainder r'_4 . A change of variables in the definition (5.16) leads to:

$$r'_4 = -\alpha' \int_{\mathbb{R}^d} \left(\nabla \Phi(z) \cdot a + \Phi(z) \right) (\chi_{\pi_{-a}(x_0)} - \chi_{\pi_{-a}(x_0) \cap B_\rho(x_0) \cap \{|r'| < \delta\}})(x_0 - \varepsilon z) \, dz.$$

We then decompose r'_4 as:

$$r'_4 = -\alpha'(I_1 + I_2),$$

where

$$I_1 := \int_{\mathbb{R}^d} \left(\nabla \Phi(z) \cdot a + \Phi(z) \right) (\chi_{\pi_{-a}(x_0)} - \chi_{\pi_{-a}(x_0) \cap B_\rho(x_0)})(x_0 - \varepsilon z) \, dz,$$

and

$$I_2 := \int_{\mathbb{R}^d} \left(\nabla \Phi(z) \cdot a + \Phi(z) \right) (\chi_{\pi_{-a}(x_0) \cap B_\rho(x_0)} - \chi_{\pi_{-a}(x_0) \cap B_\rho(x_0) \cap \{|r'| < \delta\}})(x_0 - \varepsilon z) \, dz.$$

Now, on the one hand, using again Hölder's inequality, we see that there exists $q > 2$ such that:

$$\begin{aligned} I_2 &\leq C \left(\frac{1}{\varepsilon^d} \int_{\mathbb{R}^d} |(\chi_{\pi_{-a}(x_0) \cap B_\rho(x_0)} - \chi_{\pi_{-a}(x_0) \cap B_\rho(x_0) \cap \{|r'| < \delta\}})(y)| \, dy \right)^{\frac{1}{q}} \\ &= C \left(\frac{1}{\varepsilon^d} \int_{\mathbb{R}^d} |\chi_{\pi_{-a}(x_0) \cap B_\rho(x_0) \cap \{|r'| \geq \delta\}}(y)| \, dy \right)^{\frac{1}{q}} \\ &\leq C \left(\frac{1}{\varepsilon^d} \zeta(\varepsilon)^d \theta(\zeta(\varepsilon)) \right)^{\frac{1}{q}}; \end{aligned}$$

it follows from (5.19) that $I_2 \rightarrow 0$ as $\varepsilon \rightarrow 0$.

On the other hand,

$$\left(\chi_{\pi_{-a}(x_0)} - \chi_{\pi_{-a}(x_0) \cap B_\rho(x_0)} \right) (x_0 - \varepsilon z) = \left(\chi_{H_a} - \chi_{H_a \cap B_{\frac{\zeta(\varepsilon)}{\varepsilon}}(0)} \right) (z),$$

which converges to 0 as $\varepsilon \rightarrow 0$ for a.e. $z \in \mathbb{R}^d$ since $\frac{\zeta(\varepsilon)}{\varepsilon} \rightarrow \infty$. This, together with the integrability of Φ and $\nabla \Phi$ on \mathbb{R}^d and the Lebesgue dominated convergence theorem, imply that $I_1 \rightarrow 0$. Hence, $r'_4 \rightarrow 0$ as $\varepsilon \rightarrow 0$.

Gathering all these ingredients, we have finally proved that:

$$\limsup_{\varepsilon \rightarrow 0} |\varepsilon \nabla w_\varepsilon(x_0) \cdot a + w_\varepsilon(x_0)| \leq C\delta;$$

since this holds for arbitrary $\delta > 0$, the desired result is proved. \square

We now provide the missing link in the previous proof:

Lemma 5.4. *Let $L : [0, \infty) \rightarrow [0, \infty)$ be a continuous function. Then the function m defined by*

$$\forall \rho \geq 0, \quad m(\rho) := \sup_{0 \leq r \leq \rho} L(r)$$

is lower semi-continuous.

Proof. Let $\rho \geq 0$ be arbitrary, and let ρ_n be any sequence of elements in $[0, \infty)$ such that $\lim_{n \rightarrow \infty} \rho_n = \rho$. For any fixed point $r_0 < \rho$, it holds, for n large enough $r_0 \leq \rho_n$, and so

$$L(r_0) \leq \sup_{0 \leq r \leq \rho_n} L(r) = m(\rho_n).$$

Taking the liminf, we thus obtain:

$$L(r_0) \leq \liminf_{n \rightarrow \infty} m(\rho_n),$$

and recalling that the sequence $\rho_n \rightarrow \rho$ is arbitrary, this results in

$$L(r_0) \leq \liminf_{s \rightarrow \rho} m(s),$$

Since $0 \leq r_0 < \rho$ is arbitrary, and since L is continuous, we actually end up with:

$$\sup_{0 \leq r \leq \rho} L(r) \leq \liminf_{s \rightarrow \rho} m(s),$$

that is:

$$m(\rho) \leq \liminf_{s \rightarrow \rho} m(s),$$

whence the claim. □

Corollary 5.1. *Let $u \in BV(D, \{0, 1\})$ and set $w_\varepsilon = \tilde{u} * \Phi_\varepsilon \in H^2(D)$. Then,*

$$(5.20) \quad \lim_{\varepsilon \rightarrow 0} \left(\varepsilon \frac{\partial w_\varepsilon}{\partial n} + w_\varepsilon \right) (x) = 0, \text{ for } \mathcal{H}^{d-1}\text{-a.e. } x \in \partial D.$$

In particular, the following limit holds:

$$\lim_{\varepsilon \rightarrow 0} \int_{\partial D} \left(\varepsilon \frac{\partial w_\varepsilon}{\partial n} + w_\varepsilon \right) w_\varepsilon \, ds = 0.$$

Proof. Since the function \tilde{u} is in $BV(\mathbb{R}^d, \{0, 1\})$, there exists a set $\Omega \subset D$ with finite perimeter such that $\tilde{u} = \chi_\Omega$. We know from [Proposition 3.3](#) that \mathcal{H}^{d-1} almost every point $x_0 \in \mathbb{R}^d$ is a regular point of \tilde{u} . On a different note, since D is a Lipschitz domain, the unit normal vector n to ∂D exists \mathcal{H}^{d-1} -almost everywhere on ∂D .

Let then $x_0 \in \partial D$ be a point where the latter two conditions hold and let $a \in \mathbb{S}^{d-1}$ be a direction such that the approximate limits $f_a(x)$ and $f_{-a}(x)$ exist. Two cases occur about x_0 , up to an \mathcal{H}^{d-1} negligible set:

- If x_0 belongs to the measure theoretical boundary $\partial_M \Omega$ of Ω , then $x_0 \in \partial_M \Omega \setminus D$, and so we may take $a = n$, the unit normal vector to ∂D , see again [Proposition 3.3](#). Obviously, the approximate limit $\tilde{u}_a(x_0)$ equals 0, and [Lemma 5.3](#) implies that $(\varepsilon \frac{\partial w_\varepsilon}{\partial n} + w_\varepsilon)(x_0) \rightarrow 0$.
- If x_0 does not belong to $\partial_M \Omega$, it does not belong to the jump set of χ_Ω , and in particular, the approximate limit $\tilde{u}_a(x_0)$ exists for all $a \in \mathbb{S}^{d-1}$. Obviously, for $a = n$, it equals 0, and so, again $(\varepsilon \frac{\partial w_\varepsilon}{\partial n} + w_\varepsilon)(x_0) \rightarrow 0$.

This proves [\(5.20\)](#).

The second statement of the lemma follows directly from this, the uniform bounds on w_ε in [Lemma 5.2](#) and the Lebesgue dominated convergence theorem. □

5.4. Proof of the Γ -limsup inequality

The following proposition implies that the Γ -limsup inequality in [Definition 5.1](#) is satisfied by the sequence $P_\varepsilon^{\text{Rob}}(u)$, which is one part of the statement of [Theorem 5.2](#).

Proposition 5.1. *The functionals $P_\varepsilon^{\text{Rob}}(u)$ and $P^T(u)$, respectively defined in [\(3.18\)](#) and [\(3.7\)](#), satisfy, for any $u \in BV(D, \{0, 1\})$:*

$$\limsup_{\varepsilon \rightarrow 0} P_\varepsilon^{\text{Rob}}(u) \leq \frac{1}{2} P^T(u).$$

Proof. Let us first consider a function $u \in H^1(D, [0, 1]) \subset BV(D, [0, 1])$. As in the previous developments, we let \tilde{u} be the extension of u by 0 outside D , and $w_\varepsilon = \Phi_\varepsilon * \tilde{u}$. The expression [\(5.4\)](#) of $P_\varepsilon^{\text{Rob}}(u)$ as an infimum immediately implies that:

$$P_\varepsilon^{\text{Rob}}(u) \leq \int_D \left(\varepsilon |\nabla w_\varepsilon|^2 + \frac{1}{\varepsilon} w_\varepsilon^2 + \frac{1}{\varepsilon} u(1 - 2w_\varepsilon) \right) dx + \int_{\partial D} w_\varepsilon^2 ds.$$

Performing integration by parts in the right-hand side of the above identity and using the fact that $-\varepsilon^2 \Delta w_\varepsilon + w_\varepsilon = u$ in D , we obtain:

$$P_\varepsilon^{\text{Rob}}(u) \leq \frac{1}{\varepsilon} \int_D (1 - w_\varepsilon) u dx + \int_{\partial D} \left(\varepsilon \frac{\partial w_\varepsilon}{\partial n} + w_\varepsilon \right) w_\varepsilon ds.$$

Using the fact that $u \in H^1(D)$, the identity $-\varepsilon^2 \Delta w_\varepsilon + w_\varepsilon = u$ in D and integration by parts in the first integral in the above right-hand side, it follows that:

$$P_\varepsilon^{\text{Rob}}(u) \leq \frac{1}{\varepsilon} \int_D (1 - u) u dx + \int_D \varepsilon \nabla w_\varepsilon \cdot \nabla u dx - \int_{\partial D} \varepsilon \frac{\partial w_\varepsilon}{\partial n} u ds + \int_{\partial D} \left(\varepsilon \frac{\partial w_\varepsilon}{\partial n} + w_\varepsilon \right) w_\varepsilon ds.$$

We now rely on the estimates of the function w_ε and its gradient contained in [Lemma 5.2](#) above to find:

$$(5.21) \quad P_\varepsilon^{\text{Rob}}(u) \leq \frac{1}{\varepsilon} \int_D (1 - u) u dx + \frac{1}{2} \int_D |\nabla u|^2 dx + \frac{1}{2} \int_{\partial D} u ds + \int_{\partial D} \left(\varepsilon \frac{\partial w_\varepsilon}{\partial n} + w_\varepsilon \right) w_\varepsilon ds.$$

We now wish to prove that the above inequality actually holds when $u \in BV(D, [0, 1])$, and to this end, we rely on a density argument. Recalling the density of $H^1(D)$ in $BV(D)$ for the intermediate convergence, and the continuity of the trace mapping $\gamma_0 : BV(D) \rightarrow L^1(\partial D)$ when $BV(D)$ is equipped with the topology of the intermediate convergence (see [Section 3.1.1](#)), for any $u \in BV(D, [0, 1])$, there exists a sequence of functions $u_n \in H^1(D)$ such that

$$u_n \rightarrow u \text{ strongly in } L^1(D), \quad \int_D |\nabla u_n| dx \rightarrow \int_D |Du|, \quad \text{and } \gamma_0(u_n) \rightarrow \gamma_0(u) \text{ strongly in } L^1(\partial D).$$

The sequence of functions $v_n := \max(0, \min(u_n, 1))$ then belongs to $H^1(D, [0, 1])$ and it also satisfies:

$$\nabla v_n = \chi_{\{0 \leq u_n \leq 1\}} \nabla u_n \quad \text{and} \quad \gamma_0(v_n) = \max(0, \min(1, \gamma_0(u_n))),$$

see [\[46\]](#), §3.1.2. Hence,

$$(5.22) \quad v_n \rightarrow u \text{ strongly in } L^1(D), \quad \limsup_{n \rightarrow \infty} \int_D |\nabla v_n| dx \leq \int_D |Du| \quad \text{and} \quad \gamma_0(v_n) \rightarrow \gamma_0(u) \text{ strongly in } L^1(\partial D).$$

Hence, we may apply the inequality [\(5.21\)](#) with u replaced by v_n , leading to:

$$P_\varepsilon^{\text{Rob}}(v_n) \leq \frac{1}{\varepsilon} \int_D (1 - v_n) v_n dx + \frac{1}{2} \int_D |\nabla v_n| dx + \frac{1}{2} \int_{\partial D} v_n ds + \int_{\partial D} \left(\varepsilon \frac{\partial (\tilde{v}_n * \Phi_\varepsilon)}{\partial n} + (\tilde{v}_n * \Phi_\varepsilon) \right) (\tilde{v}_n * \Phi_\varepsilon) dx.$$

We now wish to pass to the limit $n \rightarrow \infty$ in the above identity. This is possible thanks to [\(5.22\)](#) and the following facts:

- The mapping $u \mapsto P_\varepsilon^{\text{Rob}}(u)$ is continuous from $L^1(D)$ into \mathbb{R} ;
- Since v_n and u take values in $[0, 1]$, it holds:

$$\left| \int_D v_n^2 dx - \int_D u^2 dx \right| \leq 2 \int_D |v_n - u| dx \xrightarrow{n \rightarrow \infty} 0.$$

- Since the mapping $L^2(D) \ni u \mapsto \Phi_\varepsilon * \tilde{u} \in H^2(D)$ is continuous, we have:

$$\int_{\partial D} \left(\varepsilon \frac{\partial(\tilde{v}_n * \Phi_\varepsilon)}{\partial n} + (\tilde{v}_n * \Phi_\varepsilon) \right) (\tilde{v}_n * \Phi_\varepsilon) dx \xrightarrow{n \rightarrow \infty} \int_{\partial D} \left(\varepsilon \frac{\partial w_\varepsilon}{\partial n} + w_\varepsilon \right) w_\varepsilon ds.$$

Hence, (5.21) indeed holds when $u \in BV(D, [0, 1])$.

Eventually, when $u \in BV(D, \{0, 1\})$, this yields:

$$P_\varepsilon^{\text{Rob}}(u) \leq \frac{1}{2} \int_D |Du| + \frac{1}{2} \int_{\partial D} \gamma_0(u) ds + \int_{\partial D} \left(\varepsilon \frac{\partial w_\varepsilon}{\partial n} + w_\varepsilon \right) w_\varepsilon ds.$$

Now using Corollary 5.1, we arrive at:

$$\limsup_{\varepsilon \rightarrow 0} P_\varepsilon^{\text{Rob}}(u) \leq \frac{1}{2} \int_D |Du| + \frac{1}{2} \int_{\partial D} \gamma_0(u) ds = \frac{1}{2} P^T(u),$$

which is the desired result. \square

5.5. Proof of the Γ -liminf inequality

We eventually turn to the proof of the Γ -liminf inequality for the functional $P_\varepsilon^{\text{Rob}}(u)$. The result of interest reads as follows.

Proposition 5.2. *Let $u \in L^\infty(D, [0, 1])$ and let u_ε be a sequence in $L^\infty(D, [0, 1])$ such that $u_\varepsilon \rightarrow u$ in $L^1(D)$; then:*

$$(5.23) \quad \liminf_{\varepsilon \rightarrow 0} P_\varepsilon^{\text{Rob}}(u_\varepsilon) \geq \begin{cases} \frac{1}{2} P^T(u) & \text{if } u \in BV(D, \{0, 1\}), \\ +\infty & \text{otherwise.} \end{cases}$$

Proof. Let us first observe that if $u \in L^\infty(D, [0, 1])$ does not belong to $L^\infty(D, \{0, 1\})$ – i.e if u takes values different from 0 and 1 on a subset of D with positive Lebesgue measure – the expression (5.4) yields:

$$\begin{aligned} P_\varepsilon^{\text{Rob}}(u_\varepsilon) &= \inf_{v \in H^1(D)} \left\{ \int_D \left(\varepsilon |\nabla v|^2 + \frac{1}{\varepsilon} v^2 + \frac{1}{\varepsilon} u_\varepsilon (1 - 2v) \right) dx + \int_{\partial D} v^2 ds \right\} \\ &= \inf_{v \in H^1(D)} \left\{ \int_D \left(\varepsilon |\nabla v|^2 + \frac{1}{\varepsilon} (v - u_\varepsilon)^2 + \frac{1}{\varepsilon} u_\varepsilon (1 - u_\varepsilon) \right) dx + \int_{\partial D} v^2 ds \right\} \\ &\geq \frac{1}{\varepsilon} \int_D u_\varepsilon (1 - u_\varepsilon) dx. \end{aligned}$$

It readily follows that $\liminf_{\varepsilon \rightarrow 0} P_\varepsilon^{\text{Rob}}(u_\varepsilon) = +\infty$. Hence, it is sufficient to prove the desired result (5.23) when $u \in L^\infty(D, \{0, 1\})$, which we now consider.

The proof hinges on a localization and slicing argument, and we carefully follow the trail exposed in Chap. 15 of [29]. To this end, we first introduce a “localized” version of the approximate perimeter functional $P_\varepsilon^{\text{Rob}}(u)$ which emphasizes the spatial dependence of the defining integrals. For any open subset $A \subset \mathbb{R}^d$ and $u \in L^\infty(D, [0, 1])$, let us define the quantity $F_\varepsilon(A, u)$ by:

$$F_\varepsilon(A, u) = \inf_{v \in H^1(D)} G_\varepsilon(A, u, v),$$

where we have introduced, for any open subset $A \subset \mathbb{R}^d$ and functions $u \in L^\infty(D, [0, 1])$, $v \in H^1(D)$,

$$(5.24) \quad G_\varepsilon(A, u, v) := \int_{D \cap A} \left(\varepsilon |\nabla v|^2 + \frac{1}{\varepsilon} v^2 + \frac{1}{\varepsilon} u(1 - 2v) \right) dx + \int_{\partial D \cap A} v^2 ds.$$

Our aim is to prove that:

$$F(A, u) \geq \begin{cases} \frac{1}{2} \int_A |D\tilde{u}| & \text{if } \tilde{u} \in BV(A, \{0, 1\}), \\ +\infty & \text{otherwise,} \end{cases}$$

where we denote as usual by \tilde{u} the extension of $u \in L^\infty(D, [0, 1])$ by 0 outside D . In the above, $F(A, u)$ is defined as the Γ -liminf of the sequence of functions $u \mapsto F_\varepsilon(A, u)$, that is,

$$\forall u \in L^\infty(D, [0, 1]), \quad F(A, u) := \inf \left\{ \liminf_{\varepsilon \rightarrow 0} F_\varepsilon(A, u_\varepsilon), \quad u_\varepsilon \in L^\infty(D, [0, 1]), \quad u_\varepsilon \rightarrow u \text{ in } L^1(D) \right\}.$$

Note that it is easily verified from the definition that for a given $u \in L^\infty(D, [0, 1])$, the mapping $A \mapsto F(A, u)$ defined on open subsets of \mathbb{R}^d is super additive with respect to reunions of open subsets of D with disjoint compact closures, i.e.

$$(5.25) \quad \bar{A} \cap \bar{B} = \emptyset \text{ and } \bar{A} \cup \bar{B} \in \mathbb{R}^d \Rightarrow F(A, u) + F(B, u) \leq F(A \cup B, u).$$

We then express $G_\varepsilon(A, u, v)$ in terms of one-dimensional integrals for an arbitrary open subset $A \subset \mathbb{R}^d$. To this end, for an arbitrary direction $\xi \in \mathbb{S}^{d-1}$, we denote by π_ξ the linear hyperplane orthogonal to ξ :

$$\pi_\xi := \{z \in \mathbb{R}^d, \xi \cdot z = 0\},$$

and for $y \in \pi_\xi$, we introduce the two sets:

$$D_{\xi, y} = D \cap \{y + t\xi, t \in \mathbb{R}\}, \quad A_{\xi, y} = A \cap \{y + t\xi, t \in \mathbb{R}\},$$

whose characteristic functions satisfy:

$$\chi_{D_{\xi, y}}(t) = \chi_D(y + t\xi), \text{ and } \chi_{A_{\xi, y}}(t) = \chi_A(y + t\xi).$$

For given $u \in L^\infty(D, [0, 1])$ and $v \in H^1(D)$, we decompose $G_\varepsilon(A, u, v)$ along the normal lines to π_ξ :

$$G_\varepsilon(A, u, v) \geq \int_{\pi_\xi} H_\varepsilon(A, u, v, y) d\mathcal{H}^{d-1}(y), \text{ where}$$

$$H_\varepsilon(A, u, v, y) = \int_{\mathbb{R}} \left(\varepsilon |\nabla v|^2 + \frac{1}{\varepsilon} v^2 + \frac{1}{\varepsilon} u(1 - 2v) \right) (y + t\xi) \chi_{D \cap A}(y + t\xi) dt + \int_{\mathbb{R}} v^2(y + t\xi) \chi_{\partial D_{\xi, y} \cap A_{\xi, y}}(t) d\mathcal{H}^0(t).$$

In order to deal with the first integral in the definition (5.24) of $G_\varepsilon(A, u, v)$, we have used the Fubini theorem; the treatment of the second integral relies on the following technical lemma (remarking that $\partial D_{\xi, y} \subset \partial D \cap \{y + t\xi, t \in \mathbb{R}\}$), whose proof is postponed to the end of the present section.

Lemma 5.5. *Let $D \subset \mathbb{R}^d$ be a bounded Lipschitz domain, and let g be a non negative function in $L^1(\partial D)$. For any direction $\xi \in \mathbb{S}^{d-1}$, it holds:*

$$\int_{\partial D} g ds \geq \int_{\pi_\xi} \left(\int_{\partial D \cap \{y + t\xi, t \in \mathbb{R}\}} g(t) d\mathcal{H}^0(t) \right) d\mathcal{H}^{d-1}(y).$$

Notice that, for given open subset $A \subset \mathbb{R}^d$ and functions $u \in L^\infty(D, [0, 1])$, $v \in H^1(D)$, the quantity $H_\varepsilon(A, u, v, y)$ is well-defined for $d\mathcal{H}^{d-1}$ a.e. $y \in \pi_\xi$.

Step 1: We bound $H_\varepsilon(A, u, v, y)$ from below by a one-dimensional energy. Let $A \subset \mathbb{R}^d$ be an open subset and fix $\xi \in \mathbb{S}^{d-1}$ and $y \in \pi_\xi$. Let also $u \in L^\infty(D, [0, 1])$ and $v \in H^1(D)$ be given functions. We introduce the functions of the real variable

$$v_{\xi, y}(t) = v(y + t\xi), \quad u_{\xi, y}(t) = \tilde{u}(y + t\xi), \quad t \in \mathbb{R};$$

which are well-defined for a.e. $y \in \pi_\xi$.

Noting that $|v'_{\xi, y}(t)| \leq |\nabla v(y + t\xi)|$, it holds:

$$H_\varepsilon(A, u, v, y) \geq \int_{D_{\xi, y} \cap A_{\xi, y}} \left(\varepsilon |v'_{\xi, y}|^2 + \frac{1}{\varepsilon} v_{\xi, y}^2 + \frac{1}{\varepsilon} u_{\xi, y}(1 - 2v_{\xi, y}) \right) (t) d\mathcal{H}^1(t) + \int_{\partial D_{\xi, y} \cap A_{\xi, y}} v_{\xi, y}^2(t) d\mathcal{H}^0(t).$$

Since D is a bounded and Lipschitz subset of \mathbb{R}^d , $D_{\xi, y}$ is the reunion of a finite number of open bounded intervals; for simplicity and without loss of generality, we assume that $D_{\xi, y} = \{y + t\xi, t \in (a_{\xi, y}, b_{\xi, y})\}$, the general case being addressed by a simple variation of the arguments below. The latter inequality then rewrites:

$$H_\varepsilon(A, u, v, y) \geq \int_{D_{\xi, y} \cap A_{\xi, y}} \left(\varepsilon |v'_{\xi, y}|^2 + \frac{1}{\varepsilon} v_{\xi, y}^2 + \frac{1}{\varepsilon} u_{\xi, y}(1 - 2v_{\xi, y}) \right) (t) d\mathcal{H}^1(t) + \chi_{A_{\xi, y}}(a_{\xi, y})v(a_{\xi, y})^2 + \chi_{A_{\xi, y}}(b_{\xi, y})v(b_{\xi, y})^2.$$

Now, for arbitrary real values a, b , an explicit computation yields:

$$\inf_{\substack{w \in H^1(-\infty, a) \\ w(a) = h}} \int_{-\infty}^a \left(\varepsilon |w'|^2 + \frac{1}{\varepsilon} w^2 \right) dt = h^2, \text{ and } \inf_{\substack{w \in H^1(b, \infty) \\ w(b) = h}} \int_b^\infty \left(\varepsilon |w'|^2 + \frac{1}{\varepsilon} w^2 \right) dt = h^2.$$

Indeed, it is easily verified that the infimum in the former minimization problem is attained by $w(t) = he^{\frac{t-a}{\varepsilon}}$, and the infimum in the latter is attained by $w(t) = he^{-\frac{t-b}{\varepsilon}}$.

Since $D_{\xi,y}$ consists of a single open interval, taking any $\beta > 0$, it follows that:

$$\begin{aligned} H_\varepsilon(A, u, v, y) &\geq \int_{D_{\xi,y} \cap A_{\xi,y}} \left(\varepsilon |v'_{\xi,y}|^2 + \frac{1}{\varepsilon} v_{\xi,y}^2 + \frac{1}{\varepsilon} u_{\xi,y} (1 - 2v_{\xi,y}) \right) (t) \, d\mathcal{H}^1(t) \\ &\quad + \chi_{A_{\xi,y}}(a_{\xi,y}) \inf_{\substack{w \in H^1(-\infty, a_{\xi,y}) \\ w(a_{\xi,y}) = v_{\xi,y}(a_{\xi,y})}} \int_{a_{\xi,y} - \beta}^{a_{\xi,y}} \left(\varepsilon |w'|^2 + \frac{1}{\varepsilon} w^2 \right) \chi_{A_{\xi,y}} \, dt \\ &\quad + \chi_{A_{\xi,y}}(b_{\xi,y}) \inf_{\substack{w \in H^1(b_{\xi,y}, \infty) \\ w(b_{\xi,y}) = v_{\xi,y}(b_{\xi,y})}} \int_{b_{\xi,y}}^{b_{\xi,y} + \beta} \left(\varepsilon |w'|^2 + \frac{1}{\varepsilon} w^2 \right) \chi_{A_{\xi,y}} \, dt, \end{aligned}$$

which rewrites in turn:

$$\begin{aligned} H_\varepsilon(A, u, v, y) &\geq \int_{a_{\xi,y}}^{b_{\xi,y}} \left(\varepsilon |v'_{\xi,y}|^2 + \frac{1}{\varepsilon} v_{\xi,y}^2 + \frac{1}{\varepsilon} u_{\xi,y} (1 - 2v_{\xi,y}) \right) (y + t\xi) \chi_{A_{\xi,y}}(y + t\xi) \, dt \\ &\quad + \inf_{\substack{w \in H^1(-\infty, a_{\xi,y}) \\ w(a_{\xi,y}) = v_{\xi,y}(a_{\xi,y})}} \int_{a_{\xi,y} - \beta}^{a_{\xi,y}} \left(\varepsilon |w'|^2 + \frac{1}{\varepsilon} w^2 \right) \chi_{A_{\xi,y}} \, dt \\ &\quad + \inf_{\substack{w \in H^1(b_{\xi,y}, \infty) \\ w(b_{\xi,y}) = v_{\xi,y}(b_{\xi,y})}} \int_{b_{\xi,y}}^{b_{\xi,y} + \beta} \left(\varepsilon |w'|^2 + \frac{1}{\varepsilon} w^2 \right) \chi_{A_{\xi,y}} \, dt. \end{aligned}$$

Let us now denote

$$\tilde{A}_{\xi,y} := A_{\xi,y} \cap \{y + t\xi, \, t \in (a_{\xi,y} - \beta \chi_{A_{\xi,y}}(a_{\xi,y}), b_{\xi,y} + \beta \chi_{A_{\xi,y}}(b_{\xi,y}))\}.$$

Recalling from the definition that $u_{\xi,y} = 0$ on $\mathbb{R} \setminus (a_{\xi,y}, b_{\xi,y})$, the above calculations allow to infer the following lower bound of $H_\varepsilon(A, u, v, y)$:

$$H_\varepsilon(A, u, v, y) \geq \inf_{v \in H^1(\tilde{A}_{\xi,y})} \int_{\tilde{A}_{\xi,y}} \left(\varepsilon |v'|^2 + \frac{1}{\varepsilon} v^2 + u_{\xi,y} (1 - 2v) \right) \, d\mathcal{H}^1,$$

Grossly speaking, we have here added a ‘‘thin skin’’ near the points of ∂D belonging to A .

Step 2: We analyze the behavior of the minimizer of the one-dimensional energy. Let now $u \in L^\infty(D, \{0, 1\})$, and let u_ε be a sequence of functions in $L^\infty(D, [0, 1])$ converging to u strongly in $L^1(D)$. Again, we set, for $y \in \pi_\xi$, $t \in \mathbb{R}$,

$$u_{\varepsilon,\xi,y}(t) = u_\varepsilon(y + t\xi), \text{ and } u_{\xi,y}(t) = u(y + t\xi).$$

Obviously, from the Fubini theorem, we have, for \mathcal{H}^{d-1} a.e. $y \in \pi_\xi$

$$(5.26) \quad u_{\varepsilon,\xi,y} \xrightarrow{\varepsilon \rightarrow 0} u_{\xi,y} \text{ strongly in } L^1(\tilde{A}_{\xi,y}).$$

From the Lax-Milgram theorem, there exists a unique solution $v_{\varepsilon,\xi,y} \in H^1(\tilde{A}_{\xi,y})$ to the minimization problem

$$(5.27) \quad \inf_{v \in H^1(\tilde{A}_{\xi,y})} \int_{\tilde{A}_{\xi,y}} \left(\varepsilon |v'|^2 + \frac{1}{\varepsilon} v^2 + \frac{1}{\varepsilon} u_{\varepsilon,\xi,y} (1 - 2v) \right) \, d\mathcal{H}^1,$$

which is also the unique solution to the following variational problem:

$$(5.28) \quad \forall w \in H^1(\tilde{A}_{\xi,y}), \quad \int_{\tilde{A}_{\xi,y}} (\varepsilon^2 v'_{\varepsilon,\xi,y} w' + v_{\varepsilon,\xi,y} w) \, d\mathcal{H}^1 = \int_{\tilde{A}_{\xi,y}} u_{\varepsilon,\xi,y} w \, d\mathcal{H}^1.$$

It follows from the maximum principle (see e.g. the proof of Th. 8.18 in [33]) that:

$$(5.29) \quad 0 \leq v_{\varepsilon,\xi,y}(t) \leq 1 \text{ for a.e. } t \in \tilde{A}_{\xi,y}.$$

Since in particular $v = 1/2$ is an admissible test function in the minimization problem (5.27), it holds:

$$\int_{\tilde{A}_{\xi,y}} \left(\varepsilon |v'_{\varepsilon,\xi,y}|^2 + \frac{1}{\varepsilon} v_{\varepsilon,\xi,y}^2 + \frac{1}{\varepsilon} u_{\varepsilon,\xi,y} (1 - 2v_{\varepsilon,\xi,y}) \right) \, d\mathcal{H}^1 \leq \frac{1}{4\varepsilon} |\tilde{A}_{\xi,y}|,$$

which rewrites, since $u_{\varepsilon,\xi,y}$ only takes the values 0 and 1:

$$(5.30) \quad \int_{\tilde{A}_{\varepsilon,y}} (\varepsilon^2 |v'_{\varepsilon,\xi,y}|^2 + (u_{\varepsilon,\xi,y} - v_{\varepsilon,\xi,y})^2) \, d\mathcal{H}^1 \leq \frac{1}{4} |\tilde{A}_{\varepsilon,y}|.$$

Combining the variational problem (5.28) with the estimate (5.30) yields:

$$\forall w \in H^1(\tilde{A}_{\varepsilon,y}), \quad \int_{\tilde{A}_{\varepsilon,y}} (v_{\varepsilon,\xi,y} - u_{\varepsilon,\xi,y}) w \, d\mathcal{H}^1 \xrightarrow{\varepsilon \rightarrow 0} 0.$$

Since $(v_{\varepsilon,\xi,y} - u_{\varepsilon,\xi,y})$ is bounded in $L^2(\tilde{A}_{\varepsilon,y})$ because of (5.30), the density of $H^1(\tilde{A}_{\varepsilon,y})$ in $L^2(\tilde{A}_{\varepsilon,y})$ then entails:

$$(5.31) \quad \forall w \in L^2(\tilde{A}_{\varepsilon,y}), \quad \int_{\tilde{A}_{\varepsilon,y}} (v_{\varepsilon,\xi,y} - u_{\varepsilon,\xi,y}) w \, d\mathcal{H}^1 \xrightarrow{\varepsilon \rightarrow 0} 0.$$

Eventually, because of the bounds (5.29), we obtain:

$$\begin{aligned} \int_{\tilde{A}_{\varepsilon,y}} |v_{\varepsilon,\xi,y} - u_{\varepsilon,\xi,y}| \, d\mathcal{H}^1 &= \int_{\tilde{A}_{\varepsilon,y}} (v_{\varepsilon,\xi,y} - u_{\varepsilon,\xi,y}) \chi_{\{u_{\varepsilon,y}=0\}} \, d\mathcal{H}^1 + \int_{\tilde{A}_{\varepsilon,y}} (u_{\varepsilon,y} - v_{\varepsilon,\xi,y}) \chi_{\{u_{\varepsilon,y}=1\}} \, d\mathcal{H}^1 \\ &= \int_{\tilde{A}_{\varepsilon,y}} (v_{\varepsilon,\xi,y} - u_{\varepsilon,\xi,y}) \chi_{\{u_{\varepsilon,y}=0\}} \, d\mathcal{H}^1 + \int_{\tilde{A}_{\varepsilon,y}} (u_{\varepsilon,\xi,y} - v_{\varepsilon,\xi,y}) \chi_{\{u_{\varepsilon,y}=1\}} \, d\mathcal{H}^1 \\ &\quad + \int_{\tilde{A}_{\varepsilon,y}} (u_{\varepsilon,\xi,y} - u_{\varepsilon,y}) \chi_{\{u_{\varepsilon,y}=0\}} \, d\mathcal{H}^1 + \int_{\tilde{A}_{\varepsilon,y}} (u_{\varepsilon,y} - u_{\varepsilon,\xi,y}) \chi_{\{u_{\varepsilon,y}=1\}} \, d\mathcal{H}^1. \end{aligned}$$

Using (5.31), the first two integrals in the above right-hand side tend to 0 as $\varepsilon \rightarrow 0$, while the last two integrals also tend to 0 because of (5.26). This proves that:

$$(5.32) \quad v_{\varepsilon,\xi,y} \xrightarrow{\varepsilon \rightarrow 0} u_{\varepsilon,y} \text{ strongly in } L^1(\tilde{A}_{\varepsilon,y}).$$

Step 3: We bound from below the minimum value of $H_\varepsilon(A, u_\varepsilon, v, y)$ as $\varepsilon \rightarrow 0$. We have just seen that for all $v \in H^1(D)$,

$$H_\varepsilon(A, u_\varepsilon, v, y) \geq \int_{\tilde{A}_{\varepsilon,y}} \left(\varepsilon |v'_{\varepsilon,\xi,y}|^2 + \frac{1}{\varepsilon} v_{\varepsilon,\xi,y}^2 + \frac{1}{\varepsilon} u_{\varepsilon,\xi,y} (1 - 2v_{\varepsilon,\xi,y}) \right) \, d\mathcal{H}^1.$$

From the fact that

$$\forall 0 \leq \alpha \leq 1, \quad \beta \in \mathbb{R}, \quad \beta^2 + \alpha(1 - 2\beta) \geq \beta^2 + \min(0, 1 - 2\beta) = \min(\beta^2, (\beta - 1)^2) \geq 0,$$

we infer that:

$$H_\varepsilon(A, u_\varepsilon, v, y) \geq \int_{\tilde{A}_{\varepsilon,y}} \left(\varepsilon |v'_{\varepsilon,\xi,y}|^2 + \frac{1}{\varepsilon} \min(v_{\varepsilon,\xi,y}^2, (1 - v_{\varepsilon,\xi,y})^2) \right) \, d\mathcal{H}^1.$$

We now employ the so-called ‘‘Modica-Mortola’’ trick: from the elementary inequality

$$\forall \alpha, \beta \in \mathbb{R}, \quad \alpha^2 + \beta^2 \geq 2\alpha\beta,$$

we get:

$$H_\varepsilon(A, u_\varepsilon, v, y) \geq \int_{\tilde{A}_{\varepsilon,y}} 2|v'_{\varepsilon,\xi,y}| \min(|v_{\varepsilon,\xi,y}|, |1 - v_{\varepsilon,\xi,y}|) \, d\mathcal{H}^1.$$

Introducing the C^1 function $\psi : \mathbb{R} \rightarrow \mathbb{R}$ defined by:

$$\psi(r) = \int_0^r \min(|t|, |1 - t|) \, dt,$$

it follows:

$$H_\varepsilon(A, u_\varepsilon, v, y) \geq \int_{\tilde{A}_{\varepsilon,y}} 2|v'_{\varepsilon,\xi,y}| \psi'(v_{\varepsilon,\xi,y}) \, d\mathcal{H}^1 = \int_{\tilde{A}_{\varepsilon,y}} 2|(\psi \circ v_{\varepsilon,\xi,y})'| \, d\mathcal{H}^1,$$

where we have used the results in [46], §3.1.2 to calculate the derivative of the composite function $\psi \circ v_{\varepsilon,\xi,y}$ in the context where ψ is of class C^1 and $v_{\varepsilon,\xi,y}$ is in $H^1(\tilde{A}_{\varepsilon,y})$. Let us set $w_{\varepsilon,\xi,y} := \psi \circ v_{\varepsilon,\xi,y}$ and $w_{\xi,y} := \psi \circ u_{\xi,y}$; introducing the total variation $|Dw_{\varepsilon,\xi,y}|$ (see Section 3.1), this rewrites:

$$H_\varepsilon(A, u_\varepsilon, v, y) \geq 2|Dw_{\varepsilon,\xi,y}|(\tilde{A}_{\varepsilon,y}).$$

The conclusion (5.32) of the previous step immediately implies that $w_{\varepsilon, \xi, y} \rightarrow w_{\xi, y}$ strongly in $L^1(\tilde{A}_{\xi, y})$ as $\varepsilon \rightarrow 0$. The lower semi-continuity of the total variation of functions in $L^1(\tilde{A}_{\xi, y})$ implies that:

$$\liminf_{\varepsilon \rightarrow 0} \inf_{v \in H^1(\tilde{A}_{\xi, y})} H_\varepsilon(A, u_\varepsilon, v, y) \geq 2|Dw_{\xi, y}|(\tilde{A}_{\xi, y}).$$

Note that the right-hand side of the above inequality may be infinite; the meaning of the above inequality is that the liminf in the left-hand side is also infinite in such a case.

Since $u_{\xi, y} \in L^\infty(\tilde{A}_{\xi, y}, \{0, 1\})$, we eventually observe that

$$w_{\xi, y} = \psi(1)u_{\xi, y} + \psi(0)(1 - u_{\xi, y}) = (\psi(1) - \psi(0))u_{\xi, y} + \psi(0) = \frac{1}{4}u_{\xi, y}.$$

As a result:

$$\liminf_{\varepsilon \rightarrow 0} \inf_{v \in H^1(\tilde{A}_{\xi, y})} H_\varepsilon(A, u_\varepsilon, v, y) \geq \frac{1}{2}|Du_{\xi, y}|(\tilde{A}_{\xi, y}) = \frac{1}{2}|Du_{\xi, y}|(A_{\xi, y}),$$

where we have used the fact that $|Du_{\xi, y}|(A_{\xi, y} \setminus \tilde{A}_{\xi, y}) = 0$ to obtain the last equality.

Step 4: We recover the multi-dimensional case from the one-dimensional result. To this end, let us recall from the definitions that:

$$F_\varepsilon(A, u_\varepsilon) \geq \int_{\pi_\xi} \inf_{v \in H^1(\tilde{A}_{\xi, y})} H_\varepsilon(A, u_\varepsilon, v, y) d\mathcal{H}^{d-1}(y).$$

Using Fatou's lemma yields:

$$\liminf_{\varepsilon \rightarrow 0} F_\varepsilon(A, u_\varepsilon) \geq \int_{\pi_\xi} \liminf_{\varepsilon \rightarrow 0} \inf_{v \in H^1(\tilde{A}_{\xi, y})} H_\varepsilon(A, u_\varepsilon, v, y) d\mathcal{H}^{d-1}(y).$$

Hence, using the result of Step 3:

$$(5.33) \quad \liminf_{\varepsilon \rightarrow 0} F_\varepsilon(A, u_\varepsilon) \geq \frac{1}{2} \int_{\pi_\xi} |Du_{\xi, y}|(A_{\xi, y}) d\mathcal{H}^{d-1}(y).$$

We now rely on the following theorem about the characterization of functions with bounded variations by their one-dimensional sections, see Remark 3.104 and Th. 3.107 in [12].

Theorem 5.3. *Let $A \subset \mathbb{R}^d$ be an open subset and $u \in L^1(A)$. Then u belongs to $BV(A)$ if and only if there exists d linearly independent vectors $\xi_1, \dots, \xi_d \in \mathbb{R}^d$ such that $u_{\xi_i, y} \in BV(A_{\xi_i, y})$ for $d\mathcal{H}^{d-1}$ a.e. $y \in \pi_{\xi_i}$, and*

$$\forall i = 1, \dots, d, \quad \int_{\pi_{\xi_i}} |Du_{\xi_i, y}|(A_{\xi_i, y}) d\mathcal{H}^{d-1} < \infty.$$

Then, for any direction $\xi \in \mathbb{S}^{d-1}$, it holds:

$$\int_{\pi_\xi} |Du_{\xi, y}|(A_{\xi, y}) d\mathcal{H}^{d-1} = |Du \cdot \xi|(A).$$

Now, if u is not a function with bounded variations in A , the integrand in the right-hand side of (5.33) takes an infinite value for a set of $y \in \pi_\xi$ with positive \mathcal{H}^{d-1} Hausdorff measure, and we conclude that $F(A, u)$ is infinite.

We finally suppose that, on the contrary, $\tilde{u} \in BV(A, \{0, 1\})$, that is, the restriction of \tilde{u} to A is the characteristic function of a subset $E \subset A$ with finite perimeter. We then obtain:

$$\liminf_{\varepsilon \rightarrow 0} F_\varepsilon(A, u_\varepsilon) \geq \frac{1}{2} \int_A |D\tilde{u} \cdot \xi|$$

and since ξ is arbitrary:

$$\liminf_{\varepsilon \rightarrow 0} F_\varepsilon(A, u_\varepsilon) \geq \frac{1}{2} \sup_{\xi \in \mathbb{S}^{d-1}} \int_A |D\tilde{u} \cdot \xi|,$$

in the sense that if the right-hand side in the above inequality is infinite, so is the left-hand side. It follows that the Γ liminf function $F(A, u)$ satisfies:

$$F(A, u) \geq \frac{1}{2} \sup_{\xi \in \mathbb{S}^{d-1}} \int_A |D\tilde{u} \cdot \xi|.$$

Using [Proposition 3.3](#) for the expression $D\tilde{u} = \nu\mathcal{H}^{d-1}|_{\partial_M E}$, where $\nu(x)$ is the inner measure theoretic normal vector to E , taking values in the unit sphere \mathbb{S}^{d-1} , it follows:

$$F(A, u) \geq \frac{1}{2} \sup_{\xi \in \mathbb{S}^{d-1}} \int_{\partial_M E \cap A} |\nu \cdot \xi| d\mathcal{H}^{d-1}.$$

Since the mapping $A \mapsto F(A, u)$ is a super-additive function, it then follows from Lemma 15.2 in [\[29\]](#) that the supremum and the integral sign may be interchanged in the above identity, so that:

$$F(A, u) \geq \frac{1}{2} \int_{\partial_M E \cap A} \sup_{\xi \in \mathbb{S}^{d-1}} |\nu \cdot \xi| d\mathcal{H}^{d-1} = \frac{1}{2} \int_{\partial_M E \cap A} d\mathcal{H}^{d-1}.$$

Eventually, taking $A = \mathbb{R}^d$ yields the desired result. □

We now provide the proof of the technical [Lemma 5.5](#).

Proof of Lemma 5.5. Since ∂D is a compact and Lipschitz hypersurface in \mathbb{R}^d , it is enough to prove that, for any non negative function $g \in L^1(S)$, it holds

$$(5.34) \quad \int_S g \, ds \geq \int_{\pi_\xi} \left(\int_{S \cap \{y+t\xi, t \in \mathbb{R}\}} g(t) \, d\mathcal{H}^0(t) \right) d\mathcal{H}^{d-1}(y),$$

in the case when $S \subset \mathbb{R}^d$ is a single parametrized piece of surface of the form $S = f(U)$, where U is an open subset of \mathbb{R}^{d-1} and $f : U \rightarrow \mathbb{R}^d$ is a bounded and injective Lipschitz function.

In order to prove [\(5.34\)](#), let $p_\xi : \mathbb{R}^d \rightarrow \pi_\xi$ be the orthogonal projection onto π_ξ ; we introduce the Lipschitz function $\phi = p_\xi \circ f : U \rightarrow \pi_\xi$ as well as $\tilde{g} = g \circ f \in L^1(U)$. Using the Lipschitz change of variables formula yields (see e.g. [\[40\]](#), §3.3.3), we obtain:

$$\int_U \tilde{g}(x) J(\phi)(x) \, dx = \int_{\pi_\xi} \left(\int_{\phi^{-1}(y)} \tilde{g}(t) \, d\mathcal{H}^0(t) \right) d\mathcal{H}^{d-1}(y),$$

where the Jacobian determinant $J(\phi)$ is defined by

$$J(\phi)(x) := \sqrt{\det(\nabla \phi^T(x) \nabla \phi(x))}, \text{ for a.e. } x \in U.$$

Since $\phi = p_\xi \circ f$, it holds

$$\nabla \phi(x) = \nabla p_\xi \nabla f(x);$$

now using that ∇p_ξ is the matrix of an orthogonal projection, we obtain

$$J(\phi)(x) = \sqrt{\det(\nabla f(x)^T (\nabla p_\xi^T \nabla p_\xi) \nabla f(x))} \leq J(f)(x),$$

where we have used the following elementary inequality, valid for any orthogonal projection matrix $P \in \mathbb{R}^{d \times d}$, and any $M \in \mathbb{R}^{d \times (d-1)}$:

$$\det(M^T P M) \leq \det(M^T M).$$

Hence, we obtain from the non negativity of g that

$$\begin{aligned} \int_U g(f(x)) J(f)(x) \, dx &\geq \int_U \tilde{g}(x) J(\phi)(x) \, dx \\ &= \int_{\pi_\xi} \left(\int_{p_\xi^{-1}(y) \cap S} g(t) \, d\mathcal{H}^0(t) \right) d\mathcal{H}^{d-1}(y) \end{aligned}$$

and so, using again the change of variables formula to transform the left-hand side of the above inequality, it follows:

$$\int_S g \, ds \geq \int_{\pi_\xi} \left(\int_{S \cap \{y+t\xi, t \in \mathbb{R}\}} g(t) \, d\mathcal{H}^0(t) \right) d\mathcal{H}^{d-1}(y),$$

which is the desired result. □

The result of [Proposition 5.2](#) applied with the constant sequence $u_\varepsilon = u$, together with [Proposition 5.1](#) immediately imply the following pointwise convergence of the functional $P_\varepsilon^{\text{Rob}}(u)$; this result is a generalization of [Theorem 4.1](#) to the setting of functions with bounded variations.

Corollary 5.2. *Let $u \in L^\infty(D, [0, 1])$; then the following convergence holds as $\varepsilon \rightarrow 0$:*

$$P_\varepsilon^{\text{Rob}}(u) \longrightarrow \begin{cases} \frac{1}{2}P^T(u) & \text{if } u \in BV(D, \{0, 1\}), \\ +\infty & \text{otherwise.} \end{cases}$$

5.6. Proof of the equi-coercivity of the functional sequence $P_\varepsilon^{\text{Rob}}(u)$

We finally turn to the missing part in the statement of [Theorem 5.2](#), which corresponds to the following result.

Proposition 5.3. *The functional sequence $P_\varepsilon^{\text{Rob}}(u)$ is equi-coercive: for any sequence $u_\varepsilon \in L^\infty(D, [0, 1])$ such that $\sup_\varepsilon P_\varepsilon^{\text{Rob}}(u_\varepsilon) < \infty$, there exists a subsequence ε_j and an element $u \in L^\infty(D, [0, 1])$ such that:*

$$(5.35) \quad u_{\varepsilon_j} \xrightarrow{j \rightarrow \infty} u \text{ in } L^1(D).$$

Proof. This result is a straightforward consequence of the comparison between the functional $P_\varepsilon^{\text{Rob}}(u)$ and that $P_\varepsilon^{\text{Neu}}(u)$ defined in [\(3.20\)](#) as an approximation of the relative perimeter [\(3.7\)](#). The functional sequence $P_\varepsilon^{\text{Neu}}(u)$ was extensively analyzed in our previous work [\[21\]](#); in particular, [Proposition 4.4](#) in there states that $P_\varepsilon^{\text{Neu}}(u)$ is equi-coercive on $L^\infty(D, [0, 1])$, when the latter is equipped with the distance induced by the $L^1(D)$ norm.

Hence, if $u_\varepsilon \in L^\infty(D, [0, 1])$ is a sequence of density functions such that $\sup_\varepsilon P_\varepsilon^{\text{Rob}}(u_\varepsilon) < \infty$, we obtain from [Lemma 5.1](#) that:

$$\begin{aligned} P_\varepsilon^{\text{Rob}}(u_\varepsilon) &= \inf_{v \in H^1(D)} \left\{ \int_D \left(\varepsilon |\nabla v|^2 + \frac{1}{\varepsilon} v^2 + \frac{1}{\varepsilon} u_\varepsilon (1 - 2v) \right) dx + \int_{\partial D} v^2 ds \right\} \\ &\geq \inf_{v \in H^1(D)} \int_D \left(\varepsilon |\nabla v|^2 + \frac{1}{\varepsilon} v^2 + \frac{1}{\varepsilon} u_\varepsilon (1 - 2v) \right) dx \\ &= P_\varepsilon^{\text{Neu}}(u_\varepsilon), \end{aligned}$$

where the last equality follows from a similar argument to that of [Lemma 5.1](#). Hence, $\sup_\varepsilon P_\varepsilon^{\text{Neu}}(u_\varepsilon) < \infty$ and the equi-coercivity of $P_\varepsilon^{\text{Neu}}(u)$ immediately leads to the desired conclusion [\(5.35\)](#). \square

6. NUMERICAL ILLUSTRATIONS

In this section, we consider various situations to illustrate the numerical behavior of our approximate total perimeter functionals, emphasizing on the PDE-based version $P_\varepsilon^{\text{Rob}}(u)$. For the sake of comparison, the same experiments are conducted by using the approximate relative perimeter functional $P_\varepsilon^{\text{Neu}}(u)$ devised in the previous work of the first author [\[21\]](#), whose definition is recalled in [Remark 3.2](#).

At first, in [Section 6.1](#), we appraise the approximation of the total perimeter $\text{Per}^T(\Omega)$ of a shape $\Omega \subset D$ by the quantity $P_\varepsilon^{\text{Rob}}(\chi_\Omega)$ as $\varepsilon \rightarrow 0$. In [Section 6.2](#), we perform numerical comparisons between the derivative of the functional $P_\varepsilon^{\text{Rob}}(u)$ and the shape derivative of $\text{Per}^T(\Omega)$. The subsequent discussions deal with shape and topology optimization problems, properly speaking; in [Section 6.3](#), we compare the influences of the approximate total and relative perimeter functionals $P_\varepsilon^{\text{Rob}}(u)$ and $P_\varepsilon^{\text{Neu}}(u)$ in the resolution of a simple minimization problem of the perimeter of a shape under a volume constraint, and in [Section 6.4](#), we illustrate their use in the context of the optimization of an elastic structure.

Before proceeding, let us first set a few notations, which may differ slightly from those adopted previously in order to ease the present discussion. Throughout this section, $D \subset \mathbb{R}^d$ still stands for the fixed computational domain, and our approximate perimeter functionals are of the form, for $u \in L^\infty(D, [0, 1])$,

$$(6.1) \quad P_\varepsilon(u) = \frac{1}{2} \int_D p_\varepsilon dx, \text{ where } p_\varepsilon := \frac{2}{\varepsilon} (1 - v_\varepsilon) u.$$

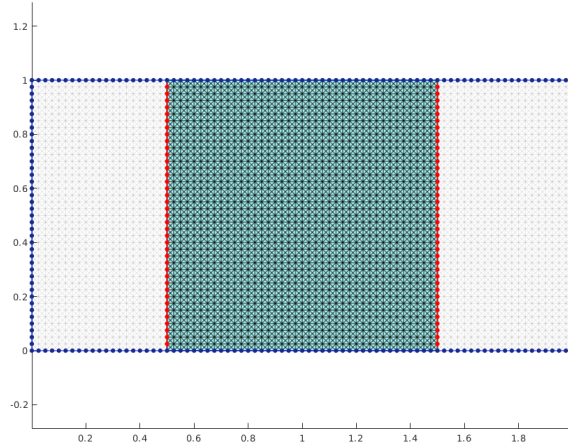


FIGURE 3. *Setting of the validation experiment conducted in Section 6.1; the mesh of the hold-all domain D contains a mesh of the considered shape Ω as a submesh (in blue).*

In the above, the function v_ε stands for one of the functions $v_\varepsilon^{\text{Neu}}$ or $v_\varepsilon^{\text{Rob}}$, which are the respective $H^1(D)$ solutions to the equations:

$$(6.2) \quad \begin{cases} -\varepsilon^2 \Delta v_\varepsilon^{\text{Neu}} + v_\varepsilon^{\text{Neu}} = u & \text{in } D, \\ \frac{\partial v_\varepsilon^{\text{Neu}}}{\partial n} = 0 & \text{on } \partial D, \end{cases} \quad \text{and} \quad \begin{cases} -\varepsilon^2 \Delta v_\varepsilon^{\text{Rob}} + v_\varepsilon^{\text{Rob}} = u & \text{in } D, \\ \varepsilon \frac{\partial v_\varepsilon^{\text{Rob}}}{\partial n} + v_\varepsilon^{\text{Rob}} = 0 & \text{on } \partial D. \end{cases}$$

The corresponding integrands p_ε in (6.1) are denoted by $p_\varepsilon^{\text{Neu}}$, $p_\varepsilon^{\text{Rob}}$, giving rise to the functionals $P_\varepsilon^{\text{Neu}}(u)$, $P_\varepsilon^{\text{Rob}}(u)$, as approximations of the relative and total perimeter functionals $P^R(u)$ and $P^T(u)$, respectively.

6.1. Numerical validation of the consistency of the approximate perimeter functionals

In this first experiment, we illustrate the results of Theorem 4.1 and Corollary 5.2 about the pointwise convergence of $P_\varepsilon^{\text{Neu}}(u)$ and $P_\varepsilon^{\text{Rob}}(u)$ to (half) the relative and total perimeter functionals $P^R(u)$ and $P^T(u)$. More precisely, we aim to verify that when $\Omega \subset D$ is a shape satisfying (4.1), it holds:

$$P_\varepsilon^{\text{Neu}}(\chi_\Omega) \rightarrow \frac{1}{2} \text{Per}^R(\Omega) \quad \text{and} \quad P_\varepsilon^{\text{Rob}}(\chi_\Omega) \rightarrow \frac{1}{2} \text{Per}^T(\Omega) \quad \text{as } \varepsilon \rightarrow 0.$$

In two space dimensions, let the computational domain D be the rectangle $D = [0, 2] \times [0, 1] \subset \mathbb{R}^2$ and let $\Omega \subset D$ be the square $[\frac{1}{2}, \frac{3}{2}] \times [0, 1]$, so that the boundaries $\partial\Omega$ and ∂D do intersect, as depicted in Fig. 3. The computational domain D is equipped with a regular conforming triangular mesh \mathcal{T} , whose edges have average length h . The shape Ω is explicitly discretized in \mathcal{T} , i.e. a mesh of Ω is available as a subset of the triangles in \mathcal{T} .

The respective solutions $v_\varepsilon^{\text{Neu}}$, $v_\varepsilon^{\text{Rob}}$ to (6.2) are calculated by the \mathbb{P}_1 finite element method; different mesh sizes are used ($h = 1/40, 1/80, 1/160$), as well as different values of the small parameter ε , and we present on Fig. 4 the resulting numerical values of $P_\varepsilon^{\text{Neu}}(\chi_\Omega)$ and $P_\varepsilon^{\text{Rob}}(\chi_\Omega)$ for several values of h and the ratio $\frac{\varepsilon}{h}$.

Interestingly, in both experiments, the values of $P_\varepsilon^{\text{Neu}}(\chi_\Omega)$ and $P_\varepsilon^{\text{Rob}}(\chi_\Omega)$ increase, converging to their respective continuous counterparts $\frac{1}{2} \text{Per}^R(\Omega)$ and $\frac{1}{2} \text{Per}^T(\Omega)$ as ε gets small, but a certain relation has to be observed between ε and the mesh size h for this to happen. Indeed, for “too small” values of the ratio ε/h , that is, when the approximation parameter ε is “too small” when compared to the mesh size h , the targeted quantities $\frac{1}{2} \text{Per}^R(\Omega)$ and $\frac{1}{2} \text{Per}^T(\Omega)$ are overestimated. This observation is in line with that made in our previous work [21], in a similar framework; intuitively, it seems unreasonable to apply a degree of smoothing via the problems (6.2), using a length scale ε which is much smaller than the mesh size. The choices $\varepsilon/h = 4$ and $\varepsilon/h = 2$ lead to stable and accurate approximations of the relative and total perimeters; throughout the following, unless stated otherwise, we consistently select ε and h within these proportions.

The regularized characteristic functions $v_\varepsilon^{\text{Neu}}$ and $v_\varepsilon^{\text{Rob}}$ involved in this experiment are represented in Fig. 5 for different ratios ε/h , and the corresponding integrands $p_\varepsilon^{\text{Neu}}$ and $p_\varepsilon^{\text{Rob}}$ are depicted in Fig. 6. As

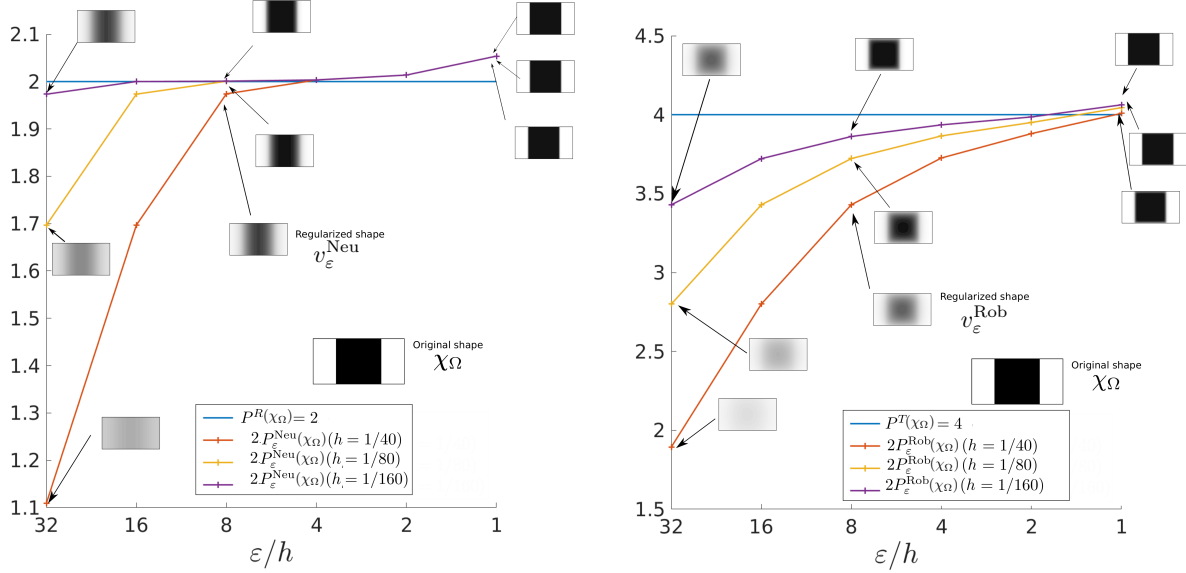


FIGURE 4. Convergence of the quantities (left) $2P_\varepsilon^{\text{Neu}}(\chi_\Omega)$ and (right) $2P_\varepsilon^{\text{Rob}}(\chi_\Omega)$ to the exact values of the relative and total perimeters $\text{Per}^R(\Omega)$ and $\text{Per}^T(\Omega)$ in the numerical validation example of [Section 6.1](#).

expected, these functions show a transition between the values 0 and 1 over a sharper and sharper interface as $\varepsilon \rightarrow 0$, which represents a blurred version of $\partial\Omega \cap D$ in the former case, and of $\partial\Omega$ in the latter.

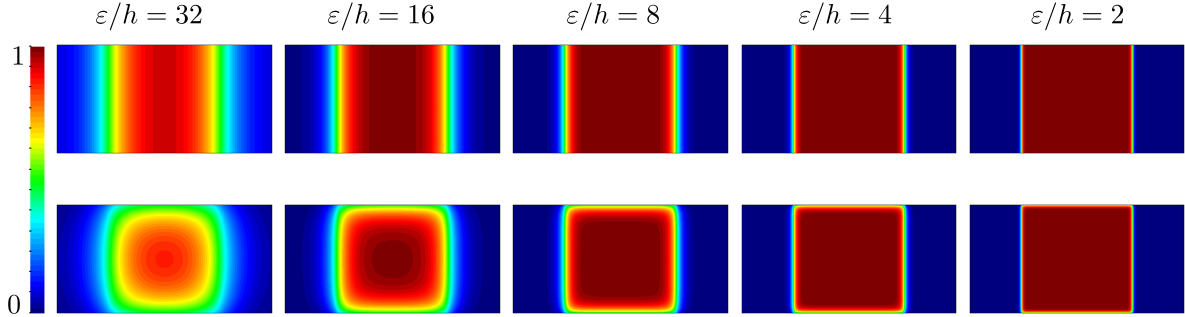


FIGURE 5. (Upper row) values of the regularized characteristic function $v_\varepsilon^{\text{Neu}}$; (lower row) values of the regularized characteristic function $v_\varepsilon^{\text{Rob}}$ in the validation example of [Section 6.1](#).

6.2. Numerical validation of the derivative of the perimeter functional

We now turn to illustrate the consistency of the derivative $P_\varepsilon^{\text{Rob}'(u)}$ of the approximate perimeter functional $P_\varepsilon^{\text{Rob}}(u)$ with respect to the shape derivative of the exact function $\text{Per}^T(\Omega)$. More precisely, let us recall the formula for $P_\varepsilon^{\text{Rob}'(u)}$ obtained in [Section 4.3](#):

$$(6.3) \quad \forall \hat{u} \in L^\infty(D), \quad P_\varepsilon^{\text{Rob}'(u)}(\hat{u}) = \int_D g_{u,\varepsilon} \hat{u} \, dx, \quad \text{where } g_{u,\varepsilon}(x) := \frac{1}{\varepsilon}(1 - 2v_\varepsilon^{\text{Rob}}(x)).$$

In this section, the computational domain D is the unit two-dimensional square $D = (0, 1)^2$, and $\Omega \subset D$ is the disk $\Omega = \{(x_1, x_2) \in D; x_1^2 + x_2^2 \leq R^2\}$ with $R = 0.25$, so that Ω does not intersect the boundary ∂D , see [Fig. 7](#).

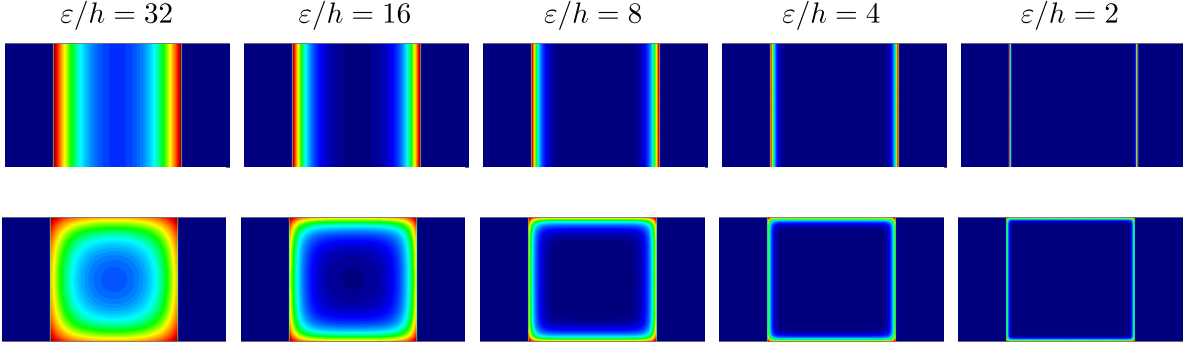


FIGURE 6. (Upper row) Values of the integrand $p_\varepsilon^{\text{Neu}}$ of the approximate relative perimeter functional $P_\varepsilon^{\text{Neu}}(u)$ in the validation experiment of [Section 6.1](#); (lower row) values of the integrand $p_\varepsilon^{\text{Rob}}$ of the approximate total perimeter functional $P_\varepsilon^{\text{Rob}}(u)$.

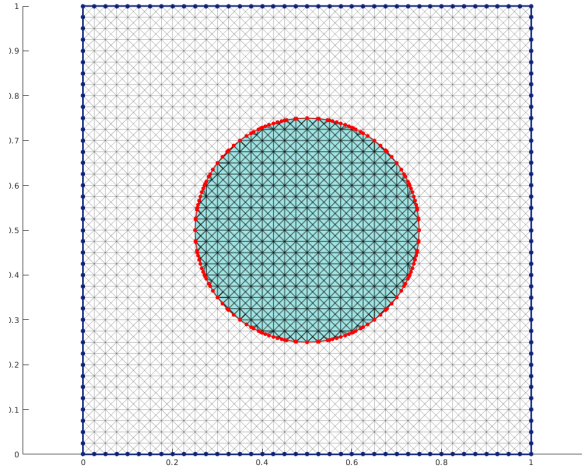


FIGURE 7. Setting of the numerical experiment conducted in [Section 6.2](#). The shape Ω (in blue) is not explicitly discretized in the mesh of D , but it is represented as the negative subdomain of a “level set function”.

Letting $u := \chi_\Omega$, we aim to study the “derivative” $g_{u,\varepsilon}$, and notably to verify the conclusion of [Proposition 4.2](#) whereby

$$2g_{u,\varepsilon}(x) \xrightarrow{\varepsilon \rightarrow 0} \kappa(x), \quad x \in \partial\Omega \cap D.$$

A rather fine triangular mesh \mathcal{T} of D is used in this experiment, with size $h = 1/160$. Contrary to the study conducted in [Section 6.1](#), in this experiment as in all the forthcoming ones, the shape Ω under scrutiny is not explicitly discretized in \mathcal{T} . Rather, Ω is defined as the negative subdomain of a so-called “level set function” $\psi : D \rightarrow \mathbb{R}$, that is, a function such that

$$\begin{cases} \psi(x) < 0 & \text{if } x \in \Omega, \\ \psi(x) = 0 & \text{if } x \in \partial\Omega, \\ \psi(x) > 0 & \text{if } x \in D \setminus \bar{\Omega}, \end{cases} \quad x \in D.$$

In practice, ψ is discretized at the vertices of the mesh \mathcal{T} , and the boundary-value problem [\(6.2\)](#) for $v_\varepsilon^{\text{Rob}}$ is solved by applying the finite element method with the mesh \mathcal{T} of D , with a careful assembly of the right-hand side in its finite element resolution. We refer to e.g. [\[60\]](#) about the general idea of handling implicit geometries in numerical computations.

6.2.1. Behavior of the field $g_{u,\varepsilon}$ inside Ω and $D \setminus \bar{\Omega}$

The graph of the derivative $g_{u,\varepsilon}$ on D is represented in Fig. 8 for different values of the ratio ε/h , and its values on the line $L := \{x = (x_1, x_2) \in D, 0.5 \leq x_1 \leq 1, x_2 = 0.5\}$ are depicted on Fig. 9.

We observe that the derivative takes negative values in Ω , positive values in $D \setminus \bar{\Omega}$, and that its modulus blows up as the ratio ε/h decreases.

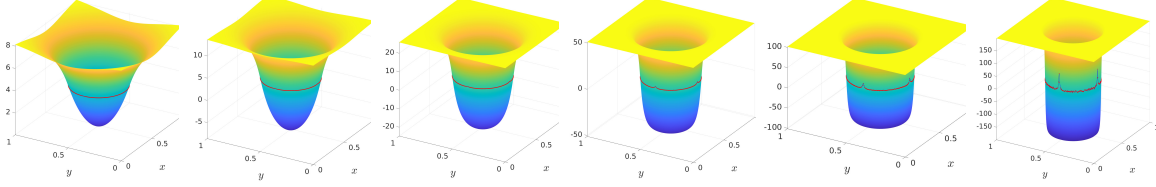


FIGURE 8. Graph of the “derivative” $g_{u,\varepsilon}(x)$ of the perimeter functional $P_\varepsilon^{\text{Rob}}(u)$ for several values of the ratio $\varepsilon/h = \{32, 16, 8, 4, 2, 1\}$ in the numerical experiment of Section 6.2.1. The boundary $\partial\Omega$ is depicted in red.

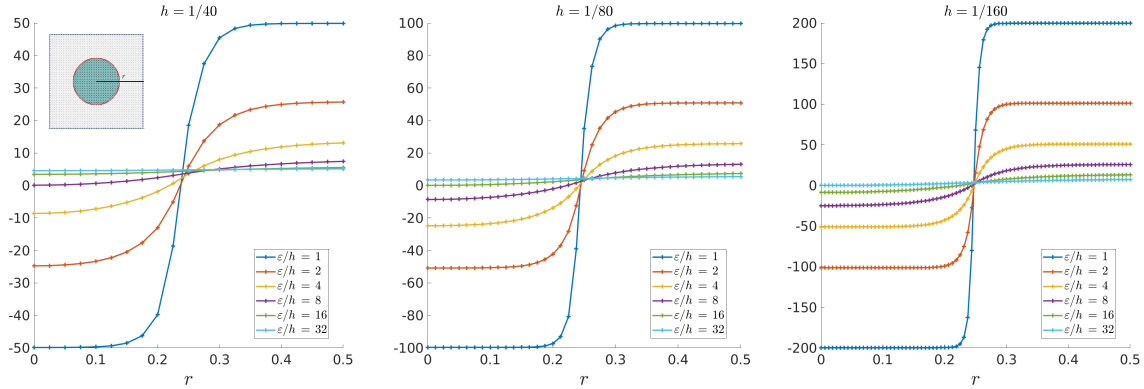


FIGURE 9. Values of the derivative $g_{u,\varepsilon}(x)$ at points x on the horizontal line $L = \{x = (x_1, x_2) \in D, 0.5 \leq x_1 \leq 1, x_2 = 0.5\}$ in the situation of Section 6.2.1, for several values of the mesh parameter h (see the inset in the leftmost picture).

6.2.2. Behavior of the field $g_{u,\varepsilon}$ on $\partial\Omega$

We now focus on points $x \in \partial\Omega$ and we appraise the convergence of $g_{u,\varepsilon}(x)$ to (half) the mean curvature $\kappa(x)$ of $\partial\Omega$ as $\varepsilon \rightarrow 0$, recalling that in the present geometric situation $\kappa(x) = 1/R$ for all $x \in \partial\Omega$.

We evaluate this behavior in terms of the mean value m_ε and the variance σ_ε of $g_{u,\varepsilon}$ over $\partial\Omega$:

$$(6.4) \quad m_\varepsilon := \frac{2}{|\partial\Omega|} \int_{\partial\Omega} g_{u,\varepsilon} \, ds \quad \text{and} \quad \sigma_\varepsilon := \frac{1}{|\partial\Omega|} \int_{\partial\Omega} (2g_{u,\varepsilon} - m_\varepsilon)^2 \, ds,$$

where, again, the factor 2 is introduced out of consistency with the convergence result of Proposition 4.2. In practice, $g_{u,\varepsilon}(x)$ is calculated at the vertices of the mesh \mathcal{T} by a direct application of the formula (6.3). The calculation of integral quantities involving the values of $g_{u,\varepsilon}$ on $\partial\Omega$, as those in (6.4), then relies on linear interpolation from these values.

Both quantities m_ε and σ_ε are represented in Fig. 10 for several values of the ratio ε/h . As expected, the mean value m_ε is approaching close values of the constant mean curvature κ of $\partial\Omega$ as ε/h decreases with a small bias. Concurrently, the variance σ_ε increases, which can be explained by the fact that the values of $g_{u,\varepsilon}$ tend to $-\infty$ (resp. $+\infty$) at vertices of the mesh lying inside Ω (resp. inside $D \setminus \bar{\Omega}$) in this regime, and so large numerical errors occur when calculating the values of $g_{u,\varepsilon}$ on $\partial\Omega$ by interpolation. Roughly speaking,

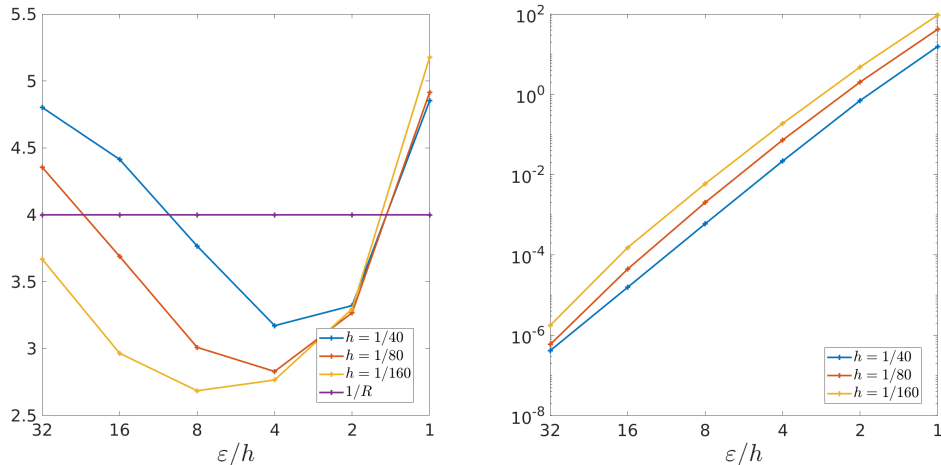


FIGURE 10. (Left) mean value m_ε over $\partial\Omega$ of the derivative $2g_{u,\varepsilon}$ of the approximate perimeter functional $P_\varepsilon^{\text{Rob}}(u)$; (right) variance σ_ε over $\partial\Omega$ of this derivative in the example of Section 6.2.2.

$\varepsilon/h \approx 4$ seems to strike a fair compromise between a fair accuracy of the approximation of κ by $g_{u,\varepsilon}$ and a reasonable level of oscillations of the latter quantity.

An interesting conclusion of this experiment is that the mean curvature of a shape Ω , which is in general difficult to compute (see [41] for a discussion about this point), may be accurately approximated by the quantity $2g_{u,\varepsilon}$.

6.3. Minimization of the perimeter under a volume constraint

In this section and the next, we appraise the numerical behavior of the approximate total perimeter functional $P_\varepsilon^{\text{Rob}}(u)$ in model shape and topology optimization contexts.

Let us consider the problem

$$(6.5) \quad \begin{aligned} \min_{\Omega \subset D} \quad & \text{Per}(\Omega) \\ \text{s.t.} \quad & \text{Vol}(\Omega) = V_T \end{aligned}$$

where the (total or relative) perimeter $\text{Per}(\Omega)$ of the shape Ω is minimized under the constraint that its volume $\text{Vol}(\Omega) := \int_\Omega dx$ match a target value V_T . The density-based counterpart of this problem features designs as density functions $u \in L^\infty(D, [0, 1])$; it reads:

$$(6.6) \quad \begin{aligned} \min_{u \in L^\infty(D, [0, 1])} \quad & P_\varepsilon(u) \\ \text{s.t.} \quad & \text{Vol}(u) = V_T \end{aligned}$$

where $P_\varepsilon(u)$ stands for either the approximate total perimeter $P_\varepsilon^{\text{Rob}}(u)$ or the approximate relative perimeter $P_\varepsilon^{\text{Neu}}(u)$, and with a small abuse of notation, we have denoted by $\text{Vol}(u) = \int_D u \, dx$ the straightforward extension of the volume functional to density functions.

In principle, the numerical resolution of (6.6) could be conducted thanks to a standard algorithm, such as a projected gradient method. In this context, even though the optimized function u is a density, a priori taking values between 0 and 1, the Γ -convergence result [Theorem 5.2](#) (which in itself expresses a penalization of intermediate densities) suggests that, as ε gets small, u will present less and less such intermediate regions. This is indeed observed, and for brevity, we do not report on these simulations, referring to [21] for analogous calculations and conclusions.

Rather, we treat the problem (6.6) with a fixed-point algorithm from the previous work [18] of the first author, which only features “black-and-white” designs. This method is based on the first-order necessary optimality conditions associated to (6.6). Recalling the expression (6.3) of the derivative of $P_\varepsilon(u)$, these

optimality conditions read: if $u \in L^\infty(D, [0, 1])$ is a local solution to (6.6),

$$(6.7) \quad \text{Vol}(u) = V_T, \text{ and } \exists \lambda \in \mathbb{R}, \text{ s.t. } \begin{cases} g_{u,\varepsilon}(x) + \lambda > 0 & \text{if } u(x) = 0, \\ g_{u,\varepsilon}(x) + \lambda = 0 & \text{if } 0 < u(x) < 1, \\ g_{u,\varepsilon}(x) + \lambda < 0 & \text{if } u(x) = 1, \end{cases} \quad x \in D.$$

If we restrict ourselves to considering characteristic functions of shapes $u = \chi_\Omega \in L^\infty(D, \{0, 1\})$, we are thus led to search for a shape $\Omega \subset D$ such that:

$$(6.8) \quad \text{Vol}(\chi_\Omega) = V_T, \text{ and } \exists \lambda \in \mathbb{R} \text{ s.t. } \begin{cases} g_{\chi_\Omega,\varepsilon}(x) + \lambda < 0 & \text{if } x \in \Omega \\ g_{\chi_\Omega,\varepsilon}(x) + \lambda = 0 & \text{if } x \in \partial\Omega \\ g_{\chi_\Omega,\varepsilon}(x) + \lambda > 0 & \text{if } x \in D \setminus \bar{\Omega}, \end{cases} \quad x \in D.$$

To carry out this program, we represent the shape Ω as the negative subdomain of a “level set” function $\psi : D \rightarrow \mathbb{R}$:

$$(6.9) \quad \begin{cases} \psi(x) < 0 & \text{if } x \in \Omega \\ \psi(x) = 0 & \text{if } x \in \partial\Omega \\ \psi(x) > 0 & \text{if } x \in D \setminus \bar{\Omega}, \end{cases} \quad x \in D.$$

The first-order necessary conditions (6.8) are thus equivalent to the fact that the function $(g_{\chi_\Omega,\varepsilon} + \lambda)$ be one level set function for Ω . They can be rewritten as:

$$(6.10) \quad \|\psi\|_{L^2(D)} = 1 \text{ and } \psi = \frac{g_{\chi_\Omega,\varepsilon} + \lambda}{\|g_{\chi_\Omega,\varepsilon} + \lambda\|_{L^2(D)}} \text{ with } \Omega = \{x \in D, \psi(x) < 0\}.$$

Note that, in the above, since ψ and $c\psi$ define the same shape Ω via (6.9) for any constant $c > 0$, there is no loss of generality in imposing that ψ have unit norm.

We rely on a fixed point algorithm with relaxation to enforce the optimality conditions (6.10). The latter is summarized in [Algorithm 1](#). Briefly, a sequence of level set functions ψ_n , and associated shapes $\Omega_n := \{x \in D, \psi_n(x) < 0\}$ is produced, which are updated via a linear interpolation scheme on the unit sphere [62] (see the definition of the coefficients a_n and b_n in [Algorithm 1](#)). The value λ_n of the Lagrange multiplier ensuring that the volume constraint is satisfied is found by bisection at each iteration of the process.

In practice, as was noted in the previous work [18], solving the problem (6.6) with [Algorithm 1](#) for a small value of the ratio ε/h may precipitate the optimization path in a local minimum with bad performance. To circumvent this issue, we rely on a continuation strategy: starting from a fairly “large” value of ε/h , we solve a *sequence* of problems (6.6), associated to decreasing values of this ratio. Each sub-problem is deemed to reach convergence at the iteration n where the angle θ_n between the current level set function ψ_n and the derivative g_n satisfies $\theta_n < 1^\circ$.

We solve the problem (6.6) in both situations where $P_\varepsilon(u)$ is the approximate relative perimeter $P_\varepsilon^{\text{Neu}}(u)$, or the approximate total perimeter $P_\varepsilon^{\text{Rob}}(u)$. The considered 2d physical setting is the following: the computational domain D is the unit square $(0, 1)^2$, which is discretized with a Cartesian mesh \mathcal{Q} composed of 10,000 \mathbb{Q}_1 elements. In both cases, the volume target is set to $V_T = 0.4|D|$; the initial guess Ω_0 is the total computational domain D minus a square hole so that Ω_0 fulfills the volume constraint.

The evolution of the shape in the course of both experiments is presented in [Fig. 11](#). When the relative perimeter is minimized, the resulting design is a horizontal rectangle which sticks to the boundary of the domain D , taking advantage of the fact that only the side of the rectangle lying strictly inside D will be evaluated by the (approximate) relative perimeter. On the contrary, when the total perimeter is minimized, the optimized shape is a disk which does not touch the boundary ∂D , in agreement with the classical isoperimetric inequality.

The histories of the perimeter, volume and Lagrange multiplier associated to both experiments are reported in [Fig. 12](#). In particular, we observe that the approximate perimeter functionals $P_\varepsilon^{\text{Neu}}(\chi_\Omega)$ and $P_\varepsilon^{\text{Rob}}(\chi_\Omega)$ converge to their exact counterparts as the ratio ε/h decreases. The images of the second column illustrate that minimizing the sequence of approximate perimeters $P_\varepsilon^{\text{Neu}}(\chi_\Omega)$ and $P_\varepsilon^{\text{Rob}}(\chi_\Omega)$ for a decreasing value of the ratio ε/h leads to a minimization of the exact perimeters $\frac{1}{2}P^R(\Omega)$ and $\frac{1}{2}P^T(\Omega)$.

Algorithm 1 Fixed-point level set algorithm for the resolution of (6.6).

Initialization: Initial shape Ω^0 , initial associated level set function ψ_0 .

for $n = 0, \dots$, until convergence **do**

(1) Solve the equation (6.2) for v_ε with χ_{Ω^n} as the right-hand side by the finite element method.

(2) Calculate the derivative $g_{\chi_{\Omega^n}, \varepsilon}$ via (6.3).

(3) **while** $\tau > \tau_{\text{stop}}$ **do**

(i) Calculate the new level set function ψ_{n+1} and the new shape Ω_{n+1} as

$$\psi_{n+1} = a_n \psi_n + b_n g_n, \quad \Omega_{n+1} = \{x \in D, \psi_{n+1}(x) < 0\},$$

where we have introduced

$$g_n := \frac{g_{\chi_{\Omega^n}, \varepsilon} + \lambda_n}{\|g_{\chi_{\Omega^n}, \varepsilon} + \lambda_n\|_{L^2(D)}}, \quad a_n := \frac{\sin((1-\tau)\theta_n)}{\sin\theta_n},$$

$$b_n := \frac{\sin(\tau\theta_n)}{\sin\theta_n}, \quad \theta_n := \arccos(\psi_n, g_n)_{L^2(D)} \in [0, \pi],$$

and λ_n is obtained by bisection, so that $\text{Vol}(\chi_{\Omega_{n+1}}) = V_T$.

(ii) **if** $P_\varepsilon(\chi_{\Omega_{n+1}}) < P_\varepsilon(\chi_{\Omega^n})$ **then**
break

(iii) **else**
 $\tau \leftarrow 0.5 * \tau$.

(iv) **end if**

(4) **end while**

end for

return Ω^n, ψ_n




FIGURE 11. Several snapshots of the evolution of the design in the perimeter minimization example under volume constraint considered in Section 6.3; (upper row) the relative perimeter functional $P_\varepsilon^{\text{Neu}}$ is used; (lower row) the total perimeter functional $P_\varepsilon^{\text{Rob}}$ is used.

6.4. Using the perimeter functional in structural optimization

We finally turn to the use of our perimeter approximations in the more realistic setting of shape and topology optimization of elastic structures.

6.4.1. Shape and topology optimization of elastic structures

The optimized shape $\Omega \subset D$ stands for a linearly elastic structure, whose boundary is decomposed into three disjoint regions $\Gamma_D, \Gamma_N, \Gamma$:

$$\partial\Omega = \bar{\Gamma}_D \cup \bar{\Gamma}_N \cup \bar{\Gamma}.$$

The shape is attached on the part Γ_D of its boundary and surface loads $g \in H^1(\mathbb{R}^d)^d$ are applied on Γ_N . For commodity, we assume that both regions are imposed by the context; they are non optimizable subsets of the boundary ∂D of the computational domain. The only optimized part Γ of $\partial\Omega$ is traction-free; moreover,

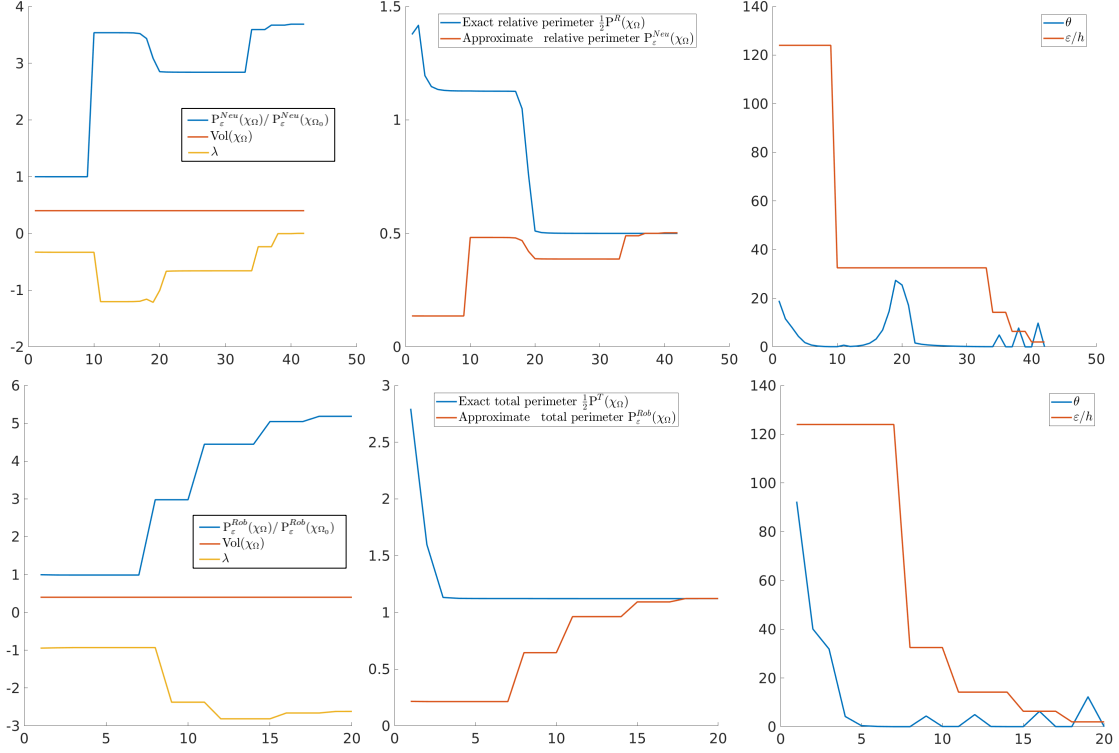


FIGURE 12. Evolution of the quantities involved in the (upper row) relative and (lower row) total perimeter minimization problem under volume constraint of Section 6.3. The values of the perimeter (normalized with that of the initial design), volume and Lagrange multiplier are represented on the left column; the exact relative and total perimeters $\text{Per}^R(\Omega)$ or $\text{Per}^T(\Omega)$ of the shape Ω are compared with the approximate values $P_\varepsilon^{\text{Neu}}(\chi_\Omega)$ and $P_\varepsilon^{\text{Rob}}(\chi_\Omega)$ through the iterations in the central column, and the algorithm parameters θ and ε/h are represented on the right column.

body forces are omitted. In this context, the displacement of Ω is the unique solution $u_\Omega \in H^1(\Omega)^d$ to the linearized elasticity system:

$$\begin{cases} -\text{div}(A_\Omega e(u_\Omega)) = 0 & \text{in } D, \\ u_\Omega = 0 & \text{on } \Gamma_D, \\ A_\Omega e(u_\Omega)n = g & \text{on } \Gamma_N, \\ A_\Omega e(u_\Omega)n = 0 & \text{on } \Gamma. \end{cases}$$

The constitutive tensor A_Ω is constructed according to the so-called ersatz material approximation:

$$A_\Omega = (1 - \chi_\Omega)\eta A + \chi_\Omega A,$$

where A is an isotropic Hooke's tensor with unit Young modulus and Poisson's ratio $\nu = 0.3$, and $\eta \ll 1$ is a very small parameter (in practice we take $\eta = 10^{-4}$), so that the phase $D \setminus \bar{\Omega}$ is made of a very soft material.

We consider the minimization problem

$$\begin{aligned} \min_{\Omega \subset D} \quad & C(\Omega) + \alpha \text{Per}(\Omega) \\ \text{s.t.} \quad & \text{Vol}(\Omega) = V_T. \end{aligned}$$

where $\text{Per}(\Omega)$ stands for either the relative or the total perimeter of Ω , V_T is a volume target, and $C(\Omega)$ is the compliance of Ω , that is:

$$C(\Omega) = \int_D A_\Omega e(u_\Omega) : e(u_\Omega) \, dx = \int_{\Gamma_N} g \cdot u_\Omega \, ds.$$

The density-based counterpart of this problem reads:

$$(6.11) \quad \begin{aligned} \min_{u \in L^\infty(D, [0,1])} \quad & C(u) + \alpha P_\varepsilon(u) \\ \text{s.t.} \quad & \text{Vol}(u) = V_T, \end{aligned}$$

where we have introduced a suitable relaxation $C(u)$ of the compliance functional, devised in our previous work [19] and further analyzed in [43]. Again, $P_\varepsilon(u)$ stands for either $P_\varepsilon^{\text{Neu}}(u)$ or $P_\varepsilon^{\text{Rob}}(u)$.

The numerical resolution of this problem relies on the same continuation strategy as in the previous Section 6.3 for the ratio ε/h , and a straightforward adaptation of Algorithm 1.

6.4.2. Optimization of a two-dimensional cantilever

We first consider the benchmark 2d cantilever test case. The computational domain D is a rectangle with size 2×1 and the clamping region of shapes Γ_D is the left-hand side of ∂D . A unit vertical load $g = (0, -1)$ is applied on $\Gamma_N = \{x = (x_1, x_2) \in D, x_1 = 2, 0.4 \leq x_2 \leq 0.6\}$. The domain is discretized with a regular triangular mesh composed of 7200 \mathbb{P}_1 elements. The volume target is set to $V_T = 0.4|D|$ and the initial design Ω_0 is the solution of a standard compliance minimization problem under the volume constraint $\text{Vol}(\Omega) = V_T$ (corresponding to the version of (6.11) without perimeter penalization). When solving (6.11), we normalize the compliance by replacing $C(u)$ with $\bar{C}(u) := C(u)/C(\chi_{\Omega_0})$.

We solve both instances of (6.11) featuring the approximate relative and total perimeter functionals, with a value of the weight coefficient $\alpha = 0.1$. The results are displayed in Fig. 13. In both cases, the small features of the initial design are removed in the course of the process and admittedly, both optimized designs look similar, except for the fact that the shape Ω obtained by using the total perimeter functional presents more natural, “straight” members in the junction region with the boundary of the computational domain D . This expected effect shows that it is actually more natural to rely on the total version of the perimeter functional in such a context, so as to ensure that the boundary ∂D is “seen” as a part of the boundary of shapes, and that the region $\partial\Omega \cap \partial D$ is optimized as such.

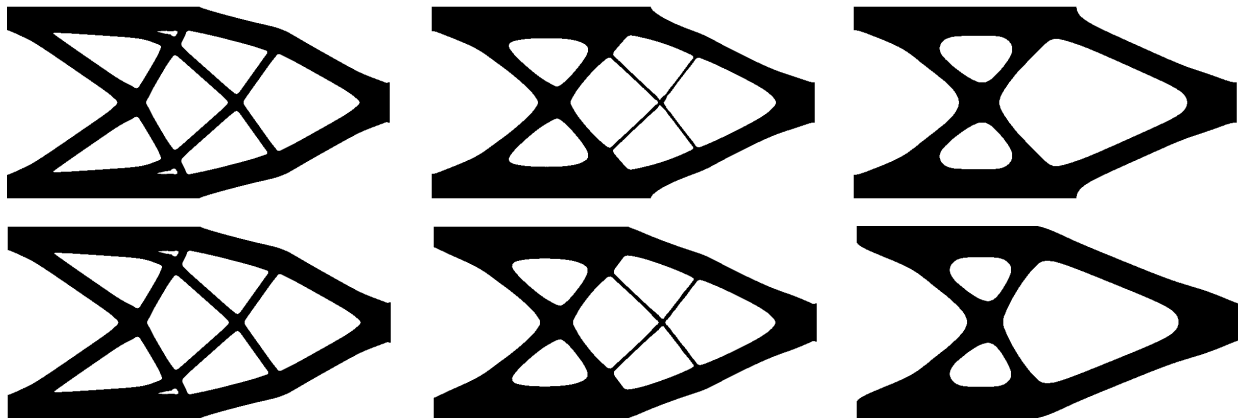


FIGURE 13. Several iterations of the minimization of a weighted sum of the compliance and the perimeter of a 2d cantilever under a volume constraint in Section 6.4.2. (Upper row) the relative perimeter functional is used; (lower row) the total perimeter functional is used.

6.4.3. Optimization of a 3d cantilever

We eventually deal with the three-dimensional counterpart of the example of the previous section. The computational domain D is now a box with size $4 \times 1 \times 1$; the region Γ_D where shapes are clamped corresponds to the left side of ∂D , and a unit vertical load $g = (0, 0, -1)$ is applied on $\Gamma_N := \{x = (x_1, x_2, x_3) \in D, x_1 = 4, 0.4 \leq x_2, x_3 \leq 0.6\}$.

We solve the minimization problem (6.11) with a volume target $V_T = 0.15|D|$ and $\alpha = 0.1$. The initial design Ω_0 is that obtained for minimum compliance under the volume constraint $\text{Vol}(\Omega) = V_T$, i.e. we

solve the instance of (6.11) where the perimeter functional is omitted. The resulting optimized shapes are represented in Fig. 14.




FIGURE 14. Optimization of a weighted sum of the compliance and the perimeter of a 3d cantilever under volume constraint in Section 6.4.3; (upper row) several views of the initial guess and (middle row) corresponding views of the optimized shape obtained when using the relative perimeter functional; (lower row) corresponding views of the optimized shape obtained when using the total perimeter functional.

Obviously, the minimization of the compliance of Ω without any perimeter constraint tends to favor plates and laminates as structural elements. In contrast, beams and bars naturally appear when a perimeter penalization is incorporated into the problem. As expected, when compared with that obtained when using the relative perimeter functional, the optimized design using the total perimeter functional shows a lesser contact area with the boundary ∂D of the computational domain.

7. CONCLUSIONS AND PERSPECTIVES

The object at the place of honor in this article is the total perimeter $\text{Per}^T(\Omega)$. This functional evaluates the total measure of the boundary of a subset Ω contained in a fixed “hold-all” domain $D \subset \mathbb{R}^d$, as opposed to the relative perimeter $\text{Per}^R(\Omega)$, which only takes into account the region $\partial\Omega \cap D$ lying strictly inside D . We have introduced and analyzed two approximate versions $P_\varepsilon^{\text{conv}}(u)$ and $P_\varepsilon^{\text{Rob}}(u)$ of $\text{Per}^T(\Omega)$, which are in addition defined on general “density functions” $u : D \rightarrow [0, 1]$. These prove particularly relevant in density-based topology optimization frameworks, since their expressions do not involve the gradient of the function u , but rather a “smoothing” of u (the degree of smoothing being controlled by the “small” parameter ε). The “consistency” of the approximate formulas $P_\varepsilon^{\text{conv}}(u)$ and $P_\varepsilon^{\text{Rob}}(u)$ with the original notion of total perimeter as ε tends to 0 has been proved by considering their pointwise convergence, the convergence of their derivatives, and their Γ -convergence. These features of our approximate total perimeter functionals have been appraised by numerical simulations.

The present work opens the way to several natural directions for future research:

- It would be natural to try and extend the present study to the case of anisotropic perimeter functionals, of the form

$$\int_{\partial\Omega} \varphi(n_\Omega) \, ds$$

where $\varphi : \mathbb{R}^d \rightarrow \mathbb{R}$ is a given function. Grossly speaking, these functionals are used to account for growth models where some expansion directions are preferred, see e.g. [67]. Let us mention that variants of the Modica-Mortola approximation have been proposed to deal with anisotropic perimeter functionals [11, 65].

- The result of Proposition 4.2 suggests approximate versions of shape functionals involving the mean curvature of $\partial\Omega$, which would be of great numerical interest, since calculating curvatures, and even worse, their derivatives, is well-known to be a difficult issue (again, see [41] for a related discussion).
- As we have mentioned, the total perimeter functional, or an approximate counterpart as those devised in this article, finds a natural use in optimal design involving contact mechanics: the contact region is often imposed by the context as a fixed subset of the boundary of the computational domain D . However, this region should be counted as part of the boundary of the optimized structure Ω and its area has to be taken into account in the evaluation of the perimeter of Ω .

Acknowledgements. This work is partly supported by the project ANR-18-CE40-0013 SHAPO, financed by the French Agence Nationale de la Recherche (ANR). S.A. benefitted from the support of the chair “Modeling advanced polymers for innovative material solutions” led by the École Polytechnique and the Fondation de l’École Polytechnique, and sponsored by Arkema.

APPENDIX A. TECHNICAL FACTS

A.1. A wee bit of geometry

For the convenience of the reader, we recall in the present section a few basic facts from differential geometry, referring to e.g. [38] for a more exhaustive treatment.

Throughout the article, we consider *Lipschitz bounded domains* (resp. *domains of class \mathcal{C}^k , $k \geq 1$*) $\Omega \subset \mathbb{R}^d$: for any point $x \in \partial\Omega$, up to rotating the canonical orthonormal frame, there exist an open neighborhood U of x and a Lipschitz function (resp. a function of class \mathcal{C}^k) $f : \mathbb{R}^{d-1} \rightarrow \mathbb{R}$ such that:

$$(A.1) \quad \Omega \cap U = \{x = (x_1, \dots, x_d) \in U, x_d < f(x_1, \dots, x_{d-1})\};$$

roughly speaking, Ω can be described as the subgraph of a $(d-1)$ -dimensional Lipschitz function, locally around any point $x \in \partial\Omega$. Likewise, letting the function $\phi : U \rightarrow \mathbb{R}$ be defined by $\phi(x) = x_d - f(x_1, \dots, x_{d-1})$, it holds:

$$x \in \Omega \cap U \Leftrightarrow \phi(x) < 0.$$

When Ω is a bounded Lipschitz domain, the *unit normal vector* n to $\partial\Omega$ pointing outward Ω exists for $d\mathcal{H}^{d-1}$ a.e. point $x \in \partial\Omega$. If Ω is of class \mathcal{C}^k , n is defined as a vector field of class \mathcal{C}^{k-1} on $\partial\Omega$. In either case, it is conveniently expressed in terms of the function f (or alternatively ϕ) if a local representation of the form (A.1) is assumed:

$$n(x) = \frac{\nabla\phi(x)}{|\nabla\phi(x)|} = \frac{e_d - \nabla f(x_1, \dots, x_{d-1})}{\sqrt{1 + |\nabla f(x_1, \dots, x_{d-1})|^2}}.$$

Let us now suppose Ω to be of class \mathcal{C}^2 ; if x is a point on $\partial\Omega$ and a local representation of $\partial\Omega$ of the form (A.1) is assumed, the *second fundamental form* of $\partial\Omega$ at x is given by the matrix Π_x defined by:

$$\begin{aligned} \Pi_x &= \nabla \left(\frac{\nabla\phi}{|\nabla\phi|} \right) (x), \\ &= \frac{1}{|\nabla\phi(x)|} \nabla^2\phi(x) - \frac{\nabla\phi(x)}{|\nabla\phi(x)|^3} \otimes (\nabla^2\phi(x)\nabla\phi(x)). \end{aligned}$$

In the particular case where $n(x) = e_d$, these formulas rewrite:

$$\nabla f(x) = 0, \text{ and } \Pi_x = -\nabla^2 f(x).$$

The eigenvalues $\kappa_1(x), \dots, \kappa_{d-1}(x)$ of the matrix Π_x are the *principal curvatures* of the surface $\partial\Omega$ at x , and the associated eigenvectors are tangent vectors to $\partial\Omega$ at x called the *principal directions* of $\partial\Omega$ at x . Eventually, the *mean curvature* $\kappa(x)$ of $\partial\Omega$ at x is the sum $\kappa(x) := \kappa_1(x) + \dots + \kappa_{d-1}(x)$.

A.2. A few words about the signed distance function

Let us start with a definition.

Definition A.1. Let $\Omega \subset \mathbb{R}^d$ be a bounded Lipschitz domain.

- The signed distance function d_Ω to Ω is defined by:

$$\forall x \in \mathbb{R}^d, \quad d_\Omega(x) = \begin{cases} -d(x, \partial\Omega) & \text{if } x \in \Omega, \\ 0 & \text{if } x \in \partial\Omega, \\ d(x, \partial\Omega) & \text{if } x \in \mathbb{R}^d \setminus \overline{\Omega}, \end{cases}$$

where

$$(A.2) \quad d(x, \partial\Omega) = \min_{y \in \partial\Omega} |x - y|$$

is the usual Euclidean distance from x to $\partial\Omega$.

- For a given $x \in \mathbb{R}^d$, any point $y \in \partial\Omega$ realizing the minimum in the definition (A.2) is called a projection point of x onto $\partial\Omega$. When there exists a unique such point, it is denoted by $p_{\partial\Omega}(x)$ and called the projection of x onto $\partial\Omega$.

The following proposition expresses the fact that, provided Ω is regular enough, there exists a tubular neighborhood of $\partial\Omega$ whose points can be parametrized by their distance to $\partial\Omega$; see [13] for a proof.

Proposition A.1. Let $\Omega \subset \mathbb{R}^d$ be a domain of class C^k , $k \geq 2$; there exists $\delta > 0$ such that, introducing the tubular neighborhood $\partial\Omega_\delta := \{x \in \mathbb{R}^d, d(x, \partial\Omega) < \delta\}$, the mapping

$$\mathcal{F} : (-\delta, \delta) \times \partial\Omega \rightarrow \partial\Omega_\delta, \quad \mathcal{F}(t, y) = y + tn(y)$$

is a C^{k-1} diffeomorphism with inverse:

$$\forall x \in \partial\Omega_\delta, \quad \mathcal{F}^{-1}(x) = (d_\Omega(x), p_{\partial\Omega}(x)).$$

In particular, the signed distance function is differentiable on $\partial\Omega_\delta$, and it holds:

$$\forall x \in \partial\Omega_\delta, \quad \nabla d_\Omega(x) = n(p_{\partial\Omega}(x)).$$

When Ω is at least of class C^2 , the above considerations allow to define natural extensions of the unit normal vector n to $\partial\Omega$ pointing outward Ω , and of any tangential vector field $\tau : \partial\Omega \rightarrow \mathbb{R}^d$ to the whole tubular neighborhood $\partial\Omega_\delta$ via the formulas:

$$\forall x \in \partial\Omega_\delta, \quad n(x) := n(p_{\partial\Omega}(x)), \quad \text{and } \tau(x) = \tau(p_{\partial\Omega}(x)).$$

Eventually, let $\Omega \subset \mathbb{R}^2$ be a 2d bounded domain of class C^2 . Let us denote by τ the unit tangential vector field to $\partial\Omega$, so that $(\tau(x), n(x))$ defines a local orthonormal frame of the plane at any point $x \in \partial\Omega$. For any function f of class C^2 on D , it holds

$$(A.3) \quad \Delta f = \frac{\partial^2 f}{\partial \tau^2} + \frac{\partial^2 f}{\partial n^2} + \frac{\kappa}{1 + \kappa d_\Omega} \frac{\partial f}{\partial n}, \quad \text{on } \partial\Omega_\delta.$$

A.3. A version of the coarea formula

The following result was proved in [5] as an application of the coarea formula (see [36]).

Lemma A.1. Let $D \subset \mathbb{R}^d$ and $\Omega \subset D$ be a C^2 bounded domain. Then for any function $\varphi \in L^1(D)$, it holds:

$$(A.4) \quad \int_D \varphi(x) \, dx = \int_{\partial\Omega} \left(\int_{\text{ray}_{\partial\Omega}(y) \cap D} \varphi(z) \prod_{i=1}^{d-1} (1 + d_\Omega(z) \kappa_i(y)) \, d\mathcal{H}^1(z) \right) \, ds(y),$$

where d_Ω is the signed distance function to Ω , z denotes a point in the ray $\text{ray}_{\partial\Omega}(y) := \{x \in D, p_{\partial\Omega}(x) = y\}$ emerging from $y \in \partial\Omega$ and $d\mathcal{H}^1(z)$ is the line integration along that ray.

REFERENCES

- [1] M. ABRAMOWITZ AND I. A. STEGUN, *Handbook of mathematical functions: with formulas, graphs, and mathematical tables*, vol. 55, Courier Corporation, 1965.
- [2] G. ALBERTI, *Variational models for phase transitions, an approach via γ -convergence*, in *Calculus of variations and partial differential equations*, Springer, 2000, pp. 95–114.
- [3] G. ALBERTI AND G. BELLETTINI, *A non-local anisotropic model for phase transitions: asymptotic behaviour of rescaled energies*, *European Journal of Applied Mathematics*, 9 (1998), pp. 261–284.
- [4] G. ALLAIRE, *Shape optimization by the homogenization method*, vol. 146, Springer Science & Business Media, 2002.
- [5] G. ALLAIRE, C. DAPOGNY, G. DELGADO, AND G. MICHAILIDIS, *Multi-phase structural optimization via a level set method*, *ESAIM: Control, Optimisation and Calculus of Variations*, 20 (2014), pp. 576–611.
- [6] G. ALLAIRE, C. DAPOGNY, AND F. JOUVE, *Shape and topology optimization*, in *Geometric Partial Differential Equations - Part II*, vol. 22 of *Handbook of Numerical Analysis*, Elsevier, 2021, pp. 1–132.
- [7] G. ALLAIRE, F. JOUVE, AND A.-M. TOADER, *Structural optimization using sensitivity analysis and a level-set method*, *Journal of computational physics*, 194 (2004), pp. 363–393.
- [8] G. ALLAIRE AND O. PANTZ, *Structural optimization with FreeFem++*, *Structural and Multidisciplinary Optimization*, 32 (2006), pp. 173–181.
- [9] G. ALLAIRE AND M. SCHOENAUER, *Conception optimale de structures*, vol. 58, Springer, 2007.
- [10] L. AMBROSIO AND G. BUTTAZZO, *An optimal design problem with perimeter penalization*, *Calculus of Variations and Partial Differential Equations*, 1 (1993), pp. 55–69.
- [11] L. AMBROSIO, P. COLLI FRANZONE, AND G. SAVARÉ, *On the asymptotic behaviour of anisotropic energies arising in the cardiac bidomain model*, *Interfaces and Free Boundaries*, 2 (2000), pp. 213–266.
- [12] L. AMBROSIO, N. FUSCO, AND D. PALLARA, *Functions of bounded variation and free discontinuity problems*, vol. 254, Clarendon Press, 2000.
- [13] L. AMBROSIO AND H. M. SONER, *Level set approach to mean curvature flow in arbitrary codimension*, *Journal of Differential Geometry*, (1994), pp. 693–737.
- [14] L. AMBROSIO AND V. TORTORELLI, *On the approximation of free discontinuity problems*, *Boll. Un. Mat. Ital B*, (1992), pp. 105–123.
- [15] L. AMBROSIO AND V. M. TORTORELLI, *Approximation of functional depending on jumps by elliptic functional via t -convergence*, *Communications on Pure and Applied Mathematics*, 43 (1990), pp. 999–1036.
- [16] S. AMSTUTZ, *Connections between topological sensitivity analysis and material interpolation schemes in topology optimization*, *Structural and Multidisciplinary Optimization*, 43 (2011), pp. 755–765.
- [17] ———, *Regularized perimeter for topology optimization*, *SIAM Journal on Control and Optimization*, 51 (2013), pp. 2176–2199.
- [18] S. AMSTUTZ AND H. ANDRÄ, *A new algorithm for topology optimization using a level-set method*, *Journal of Computational Physics*, 216 (2006), pp. 573–588.
- [19] S. AMSTUTZ, C. DAPOGNY, AND À. FERRER, *A consistent relaxation of optimal design problems for coupling shape and topological derivatives*, *Numerische Mathematik*, (2016), pp. 1–60.
- [20] S. AMSTUTZ, A. A. NOVOTNY, AND N. VAN GOETHEM, *Minimal partitions and image classification using a gradient-free perimeter approximation*, *Inverse Problems & Imaging*, 8 (2014), pp. 361–387.
- [21] S. AMSTUTZ AND N. VAN GOETHEM, *Topology optimization methods with gradient-free perimeter approximation*, *Interfaces and Free Boundaries*, 14 (2012), pp. 401–430.
- [22] H. ATTOUCH, G. BUTTAZZO, AND G. MICHAILLE, *Variational analysis in Sobolev and BV spaces: applications to PDEs and optimization*, vol. 17, Siam, 2014.
- [23] G. AUBERT, M. BARLAUD, O. FAUGERAS, AND S. JEHAN-BESSON, *Image segmentation using active contours: Calculus of variations or shape gradients?*, *SIAM Journal on Applied Mathematics*, 63 (2003), pp. 2128–2154.
- [24] L. BAR, T. F. CHAN, G. CHUNG, M. JUNG, N. KIRYATI, N. SOCHEN, AND L. A. VESE, *Mumford and shah model and its applications to image segmentation and image restoration*, *Handbook of mathematical methods in imaging*, (2014), pp. 1–52.
- [25] M. P. BENDSOE AND O. SIGMUND, *Topology optimization: theory, methods, and applications*, Springer Science & Business Media, 2013.
- [26] T. BORRVALL AND J. PETERSSON, *Topology optimization of fluids in stokes flow*, *International journal for numerical methods in fluids*, 41 (2003), pp. 77–107.
- [27] B. BOURDIN, *Filters in topology optimization*, *International journal for numerical methods in engineering*, 50 (2001), pp. 2143–2158.
- [28] B. BOURDIN AND A. CHAMBOLLE, *Design-dependent loads in topology optimization*, *ESAIM: Control, Optimisation and Calculus of Variations*, 9 (2003), p. 19D48.
- [29] A. BRAIDES, *Gamma-convergence for Beginners*, vol. 22, Clarendon Press, 2002.
- [30] ———, *A handbook of γ -convergence*, in *Handbook of Differential Equations: stationary partial differential equations*, vol. 3, Elsevier, 2006, pp. 101–213.
- [31] A. BRESSAN AND Q. SUN, *On the optimal shape of tree roots and branches*, *Mathematical Models and Methods in Applied Sciences*, 28 (2018), pp. 2763–2801.
- [32] E. BRETIN, *Mouvements par courbure moyenne et méthode de champs de phase*, PhD thesis, Institut National Polytechnique de Grenoble-INPG, 2009.

- [33] H. BREZIS, *Functional analysis, Sobolev spaces and partial differential equations*, Springer Science & Business Media, 2010.
- [34] T. E. BRUNS AND D. A. TORTORELLI, *Topology optimization of non-linear elastic structures and compliant mechanisms*, Computer methods in applied mechanics and engineering, 190 (2001), pp. 3443–3459.
- [35] E. CANCÈS, R. KERIVEN, F. LODIER, AND A. SAVIN, *How electrons guard the space: shape optimization with probability distribution criteria*, Theoretical Chemistry Accounts, 111 (2004), pp. 373–380.
- [36] I. CHAVEL, *Riemannian geometry: a modern introduction*, vol. 98, Cambridge university press, 2006.
- [37] G. DE PHILIPPIS AND B. VELICHKOV, *Existence and regularity of minimizers for some spectral functionals with perimeter constraint*, Applied Mathematics & Optimization, 69 (2014), pp. 199–231.
- [38] M. P. DO CARMO, *Differential geometry of curves and surfaces: revised and updated second edition*, Courier Dover Publications, 2016.
- [39] S. ESEDOGLU AND F. OTTO, *Threshold dynamics for networks with arbitrary surface tensions*, Communications on pure and applied mathematics, 68 (2015), pp. 808–864.
- [40] L. C. EVANS AND R. F. GARIEPY, *Measure theory and fine properties of functions*, CRC press, 2015.
- [41] F. FEPPON, G. ALLAIRE, F. BORDEU, J. CORTIAL, AND C. DAPOGNY, *Shape optimization of a coupled thermal fluid-structure problem in a level set mesh evolution framework*, submitted, (2018).
- [42] F. FEPPON, G. ALLAIRE, AND C. DAPOGNY, *A variational formulation for computing shape derivatives of geometric constraints along rays*, ESAIM: Mathematical Modelling and Numerical Analysis, 54 (2020), pp. 181–228.
- [43] A. FERRER, *Simp-all: A generalized simp method based on the topological derivative concept*, International Journal for Numerical Methods in Engineering, 120 (2019), pp. 361–381.
- [44] S. GARREAU, P. GUILLAUME, AND M. MASMOUDI, *The topological asymptotic for pde systems: the elasticity case*, SIAM journal on control and optimization, 39 (2001), pp. 1756–1778.
- [45] E. GIUSTI AND G. H. WILLIAMS, *Minimal surfaces and functions of bounded variation*, vol. 80, Springer, 1984.
- [46] A. HENROT AND M. PIERRE, *Shape Variation and Optimization*, EMS Tracts in Mathematics Vol. 28, 2018.
- [47] R. V. KOHN AND G. W. MILTON, *On bounding the effective conductivity of anisotropic composites*, in Homogenization and effective moduli of materials and media, Springer, 1986, pp. 97–125.
- [48] P. KYTHE, *Fundamental solutions for differential operators and applications*, Springer Science & Business Media, 2012.
- [49] J. L. LIONS, *Perturbations singulières dans les problèmes aux limites et en contrôle optimal*, vol. 323, Springer, 2006.
- [50] J. L. LIONS AND G. DUVAUT, *Inequalities in mechanics and physics*, Springer, 1976.
- [51] A. MAURY, G. ALLAIRE, AND F. JOUVE, *Shape optimisation with the level set method for contact problems in linearised elasticity*, The SMAI journal of computational mathematics, 3 (2017), pp. 249–292.
- [52] B. MERRIMAN, J. K. BENICE, AND S. OSHER, *Diffusion generated motion by mean curvature*, Department of Mathematics, University of California, Los Angeles, 1992.
- [53] M. MIRANDA JR, D. PALLARA, F. PARONETTO, AND M. PREUNKERT, *Short-time heat flow and functions of bounded variation in \mathbb{R}^n* , Annales de la Faculté des sciences de Toulouse: Mathématiques, 16 (2007), pp. 125–145.
- [54] L. MODICA, *The gradient theory of phase transitions and the minimal interface criterion*, Archive for Rational Mechanics and Analysis, 98 (1987), pp. 123–142.
- [55] L. MODICA AND S. MORTOLA, *Un esempio di γ -convergenza*, Unione Mat. Ital. Sez. B, 14 (1977), pp. 285–299.
- [56] B. MOHAMMADI AND O. PIRONNEAU, *Applied shape optimization for fluids*, Oxford university press, 2010.
- [57] F. MURAT AND J. SIMON, *Sur le contrôle par un domaine géométrique*, Pré-publication du Laboratoire d’Analyse Numérique,(76015), (1976).
- [58] A. A. NOVOTNY AND J. SOKOŁOWSKI, *Topological derivatives in shape optimization*, Springer Science & Business Media, 2012.
- [59] O. PIRONNEAU, *Optimal shape design for elliptic systems*, Springer, 1982.
- [60] J. A. SETHIAN, *Level set methods and fast marching methods: evolving interfaces in computational geometry, fluid mechanics, computer vision, and materials science*, vol. 3, Cambridge university press, 1999.
- [61] J. A. SETHIAN AND A. WIEGMANN, *Structural boundary design via level set and immersed interface methods*, Journal of computational physics, 163 (2000), pp. 489–528.
- [62] K. SHOEMAKE, *Animating rotation with quaternion curves*, in Proceedings of the 12th annual conference on Computer graphics and interactive techniques, 1985, pp. 245–254.
- [63] O. SIGMUND AND K. MAUTE, *Topology optimization approaches*, Structural and Multidisciplinary Optimization, 48 (2013), pp. 1031–1055.
- [64] O. SIGMUND AND J. PETERSSON, *Numerical instabilities in topology optimization: a survey on procedures dealing with checkerboards, mesh-dependencies and local minima*, Structural optimization, 16 (1998), pp. 68–75.
- [65] M. SOLCI AND E. VITALI, *Variational models for phase separation*, Interfaces and Free Boundaries, 5 (2003), pp. 27–46.
- [66] M. Y. WANG, X. WANG, AND D. GUO, *A level set method for structural topology optimization*, Computer methods in applied mechanics and engineering, 192 (2003), pp. 227–246.
- [67] J. WETTLAUFER, M. JACKSON, AND M. ELBAUM, *A geometric model for anisotropic crystal growth*, Journal of Physics A: Mathematical and General, 27 (1994), p. 5957.