



HAL
open science

Vector-borne disease outbreak control via instant vector releases

Luis Almeida, Jesús Bellver Arnau, Yannick Privat, Carlota Rebelo

► **To cite this version:**

Luis Almeida, Jesús Bellver Arnau, Yannick Privat, Carlota Rebelo. Vector-borne disease outbreak control via instant vector releases. 2022. hal-03577751v1

HAL Id: hal-03577751

<https://hal.science/hal-03577751v1>

Preprint submitted on 16 Feb 2022 (v1), last revised 23 Jan 2024 (v4)

HAL is a multi-disciplinary open access archive for the deposit and dissemination of scientific research documents, whether they are published or not. The documents may come from teaching and research institutions in France or abroad, or from public or private research centers.

L'archive ouverte pluridisciplinaire **HAL**, est destinée au dépôt et à la diffusion de documents scientifiques de niveau recherche, publiés ou non, émanant des établissements d'enseignement et de recherche français ou étrangers, des laboratoires publics ou privés.

Vector-borne disease outbreak control via instant vector releases

Luis Almeida* Jesús Bellver Arnau† Yannick Privat‡§ Carlota Rebelo¶

Abstract

This paper is devoted to the study of optimal vector release strategies to control vector-borne diseases, such as dengue, Zika, chikungunya and malaria. Two techniques are considered: the sterile insect one (SIT), which consists in releasing sterilized male vectors among wild ones in order to perturb their reproduction, and the *Wolbachia* one (presently used mainly for mosquitoes), which consists in releasing vectors that are infected with a bacterium limiting their vector capacity and then releasing them among wild vectors. In each case, the time dynamics of the vector population is modeled by a system of ordinary differential equations in which the releases are represented by linear combinations of Dirac measures with positive coefficients determining their intensity. We introduce optimal control problems that we solve numerically using ad-hoc algorithms, based on writing first-order optimality conditions characterizing the best combination of Dirac measures. We then discuss the results obtained, focusing in particular on the complexity and efficiency of optimal controls and comparing the strategies obtained.

Keywords: Vector-borne diseases, sterile insect technique, *Wolbachia*, optimal epidemic vector control, dengue.

1 Introduction

Vector-borne diseases have a large impact on human health around the world, representing 17% of all infectious diseases. These diseases can be due to parasites, bacteria or viruses and be transmitted by different types of vectors like, for instance, ticks, fleas or mosquitoes. A significant part of the models presented in this paper are applicable in a general setting. In particular, the part concerning the Sterile Insect Technique (SIT) is applicable to any vector borne disease where male vectors do not transmit the disease and where the vector has sexual reproduction which will be significantly perturbed by the release of sterile males.

Many of these diseases, such as dengue, Zika, chikungunya, yellow fever or the West Nile fever are caused by arboviruses. The vector responsible for the transmission of many arboviruses are the mosquitoes of the genus *Aedes*, specially the species *Aedes Aegypti* and *Aedes Albopictus*. Dengue is the most prevalent of these diseases, with more than 3.9 billion people in over 129 countries at risk of contracting it, and an estimated 40,000 death toll every year according to the World Health Organization [22]. Since, at present, there is no effective vaccine or antiviral drug, the only treatment option is to relieve the symptoms. As for preventing the spread of the disease, current methods consist of directly targeting the vector.

In the fight against arboviruses, and in particular dengue, two of the main control techniques targeting the mosquitoes are the SIT and the use of *Wolbachia*. Both methods rely on introducing mosquitoes into the wild population with certain modifications, which allow to control the infections. The SIT consists on the release of large amounts of sterile male mosquitoes in order to reduce the mosquito population by mating with the females in the place of the fertile ones. This technique has been both

*Sorbonne Université, CNRS, Université de Paris, Inria, Laboratoire J.-L. Lions, 75005 Paris, France (luis.almeida@sorbonne-universite.fr).

†Sorbonne Université, CNRS, Université de Paris, Inria, Laboratoire J.-L. Lions, 75005 Paris, France (jesus.bellver@sorbonne-universite.fr).

‡IRMA, Université de Strasbourg, CNRS UMR 7501, Inria, 7 rue René Descartes, 67084 Strasbourg, France (yannick.privat@unistra.fr).

§Institut Universitaire de France (IUF).

¶Departamento de Matemática and CEMAT-Ciências, Faculdade de Ciências, Universidade de Lisboa, Campo Grande, 1749-016 Lisbon, Portugal (mcgoncalves@fc.ul.pt).

studied mathematically [8] and tested in the field [6, 12], not only with mosquitoes but also with other pests. The *Wolbachia* technique has mostly been used for *Aedes* mosquitoes (and this is the context in which we chose to present it in this paper) but there are also many promising signs indicating that it should be possible to use it for other types of mosquitoes or even other vectors [21]. The release of *Wolbachia*-infected mosquitoes on the other hand, does not seek to eradicate the mosquito population, but rather to replace it with a new one, less capable of transmitting several diseases. Thus, both males and females need to be released in order to establish a new population.

The technique is based in the use of the bacterium *Wolbachia*. This bacterium, naturally present in many species of Arthropodes, although not in *Aedes* mosquitoes, has been proven effective in reducing the vector capacity of mosquitoes for several arboviruses [29, 10]. Its use as a tool for epidemic control relies on the fact that *Wolbachia* is vertically transmitted from the mother to the offspring, which makes the new population self-sustainable. This method also takes advantage of a phenomenon called cytoplasmic incompatibility [29]. This phenomenon produces a crossed sterility between infected males and uninfected females, which can lead to a fast spread of the bacteria in the mosquito population despite the fact that *Wolbachia* may also shorten the lifespan and reduce the fertility of its hosts. *Wolbachia* releases have been shown to be successful both in establishing the new population [20, 26] and in reducing the number of dengue cases [23, 14].

Our main goal in this work is to study and compare the effect of these techniques in interaction with the disease dynamics, in order to determine optimal strategies to mitigate the effects of vector-borne disease outbreaks using mosquito releases. Since the releases occur in a much shorter time scale than the duration of the outbreak, they will be considered instantaneous. Therefore, impulsive controls are a natural setting to model field releases. This will be properly detailed in section 3. As stated before, our models are valid in a much wider setting but, for the sake of clarity, for the remaining of the paper we will describe them in the setting of arboviruses and of *Aedes* mosquitoes as vectors. Although with several differences, previous works model and study the arboviruses transmission between *Wolbachia*-infected mosquitoes, wild-type mosquitoes and humans [17, 13]. A previous study of optimal control related issues, considering only bang-bang controls, can be found in [31].

In order to model the virus dynamics between mosquitoes and humans we consider a SEIR (Susceptible-Exposed-Infectious-Recovered) model for the humans and a SEI model for the mosquitoes (their short lifespan leads us to neglect the recovered compartment for the mosquitoes). As for the population dynamics we assume the humans to have the same birth and death rate and consider a logistic growth with a death term for the mosquitoes. The human and mosquito populations are subscripted H and M respectively.

$$\begin{aligned}
S'_H &= b_H H - \frac{\beta_M}{H} I_M S_H - b_H S_H \\
E'_H &= \frac{\beta_M}{H} I_M S_H - \gamma_H E_H - b_H E_H \\
I'_H &= \gamma_H E_H - \sigma_H I_H - b_H I_H \\
S'_M &= b_M M \left(1 - \frac{M}{K}\right) - \frac{\beta_M}{H} S_M I_H - d_M S_M \\
E'_M &= \frac{\beta_M}{H} S_M I_H - \gamma_M E_M - d_M E_M \\
I'_M &= \gamma_M E_M - d_M I_M
\end{aligned} \tag{1}$$

The (positive) parameters used in system (1) are:

- b_H, b_M , the birth rates for humans and mosquitoes.
- d_M , the death rate for mosquitoes. For humans the death rate is assumed to be equal to the birth rate.
- β_M is the rate of mosquito bites giving rise to a transmission between infected mosquitoes and humans, or infected humans and mosquitoes.
- γ_H and γ_M are the progression rates from latent to infectious compartments in humans and mosquitoes, respectively.
- σ_H is the recovery rate from the disease.
- H is the total amount of humans, $H = S_H + E_H + I_H + R_H$.

- M is the total amount of mosquitoes, $M = S_M + E_M + I_M$.

The equation for the recovered human reads $R'_H = \sigma_H I_H - b_H R_H$. Since H is constant we can remove R_H from the system of differential equations and compute it as $R_H = H - S_H - E_H - I_H$.

In order to study these disease controlling techniques we need to modify this basic system in a way that takes into account the particularities of each one of them.

1.1 The sterile insect technique

To model the effects of the addition of sterile mosquitoes into the system we have to add an equation for them and a term accounting for the interaction between them and the mosquito population. Following the same approach as in [4] we introduce the following system

$$\begin{aligned}
S'_H &= b_H H - \frac{\beta_M}{H} I_M S_H - b_H S_H \\
E'_H &= \frac{\beta_M}{H} I_M S_H - \gamma_H E_H - b_H E_H \\
I'_H &= \gamma_H E_H - \sigma_H I_H - b_H I_H \\
S'_M &= b_M M \left(1 - \frac{M}{K}\right) \frac{M}{M + s_c M_S} - \frac{\beta_M}{H} S_M I_H - d_M S_M \\
E'_M &= \frac{\beta_M}{H} S_M I_H - \gamma_M E_M - d_M E_M \\
I'_M &= \gamma_M E_M - d_M I_M \\
M'_S &= u - d_S M_S
\end{aligned} \tag{SIT}$$

Since sterile mosquitoes don't reproduce we only consider a death term and the function u , representing the rate at which sterile mosquitoes are introduced in the population and interpreted as a control term for this system. We also add a birth term in the susceptible mosquitoes compartment, proportional to the probability that a female mosquito encounters a fertile male to mate (assuming that there are the same amount of male and female mosquitoes in the wild population). The positive parameter s_c accounts for the competitiveness of the sterile mosquitoes since female mosquitoes may be less inclined to mate with them. This parameter presents a huge variation in the literature, from works estimating it to be low ($s_c = 0.14$ in [19]) to works where no difference in competitiveness was found [24]. According to [19], it would be relevant to assume the parameter s_c depending on the ratio of sterile to fertile mosquitoes which would imply $s_c = s_c(M_S/M)$. Nevertheless, for simplicity, we will assume it to be constant. Note that there is no need to consider the dynamics of dengue in the sterile mosquito population, since the released mosquitoes are only male and therefore they do not feed on human blood. Thus, they are unable to transmit the disease.

1.2 The *Wolbachia* method

In this case we add a second mosquito population. This new population is composed by mosquitoes carrying *Wolbachia*, and the related quantities will be subscripted by W . It has been shown that *Wolbachia* decreases the fecundity and increases the mortality rates of mosquitoes [29], therefore $b_W < b_M$ and $d_W > d_M$. Also, *Wolbachia* reduces the vector capacity of the mosquitoes. We thus introduce $0 < \beta_{WH} < \beta_{HW} < \beta_M$ to make the distinction between the rate of mosquito bites giving rise to a transmission from human to *Wolbachia*-carrying mosquitoes, β_{HW} , and the rate of mosquito bites giving rise to a transmission from *Wolbachia*-carrying mosquitoes to humans, β_{WH} . The first one is smaller than β_M since *Wolbachia* affects the capability of mosquitoes to feed due to a deformation in the trunk [27]. The second one should be smaller than the first one since *Wolbachia* also affects the way the disease develops inside the body of the mosquitoes and reduces the viral load in their saliva [16, 7]. We also introduce the term $1 - s_h \frac{W}{M+W}$ to take into account the cytoplasmic incompatibility. Finally we introduce γ_W since *Wolbachia* also delays the amount of time it takes for dengue virus to reach the saliva of the mosquitoes, lengthening like this the effective incubation period of the disease in the mosquitoes carrying

it [30].

$$\begin{aligned}
S'_H &= b_H - \frac{\beta_M}{H} I_M S_H - \frac{\beta_{WH}}{H} I_W S_H - b_H S_H \\
E'_H &= \frac{\beta_M}{H} I_M S_H + \frac{\beta_{WH}}{H} I_W S_H - \gamma_H E_H - b_H E_H \\
I'_H &= \gamma_H E_H - \sigma_H I_H - b_H I_H \\
S'_M &= b_M M \left(1 - \frac{M+W}{K}\right) \left(1 - s_h \frac{W}{M+W}\right) - \frac{\beta_M}{H} S_M I_H - d_M S_M \\
E'_M &= \frac{\beta_M}{H} S_M I_H - \gamma_M E_M - d_M E_M \\
I'_M &= \gamma_M E_M - d_M I_M \\
S'_W &= b_W W \left(1 - \frac{M+W}{K}\right) - \frac{\beta_{HW}}{H} S_W I_H - d_W S_W + u \\
E'_W &= \frac{\beta_{HW}}{H} S_W I_H - \gamma_W E_W - d_W E_W \\
I'_W &= \gamma_W E_W - d_W I_W
\end{aligned} \tag{WB}$$

Before moving on to the control problem we perform two simplifications on the system. We consider the following variables: $M := S_M + E_M + I_M$ and $W := S_W + E_W + I_W$. These variables account for the mosquito population regardless of the dengue dynamics. These variables present the following dynamics

$$\begin{aligned}
M' &= b_M M \left(1 - s_h \frac{W}{M+W}\right) \left(1 - \frac{M+W}{K}\right) - d_M M \\
W' &= b_W W \left(1 - \frac{M+W}{K}\right) - d_W W + u
\end{aligned} \tag{2}$$

These equations describing the population dynamics of the mosquitoes in our model are those of the model in [5]. One can observe looking at the values in table 1 that $b_M \gg d_M$ and $b_W \gg d_W$. That is, that the birth rate of the mosquitoes is much higher than the death rate in both populations. In [5, Prop. 1], it is proven that in the high birth rate limit, i.e. considering $b_M = b_M^0/\varepsilon$, $b_W = b_W^0/\varepsilon$ and taking the limit $\varepsilon \rightarrow 0$, the proportion of mosquitoes $p = W/(M+W)$ converges uniformly to the solution of a simple equation on the proportion of *Wolbachia*-infected mosquitoes. The asymptotic system (2) hence reads:

$$p' = f(p) + ug(p).$$

where

$$f(p) = p(1-p) \frac{d_M b_W^0 - d_W b_M^0 (1 - s_h p)}{b_M^0 (1-p)(1 - s_h p) + b_W^0 p} \quad \text{and} \quad g(p) = \frac{1}{K} \frac{b_M^0 (1-p)(1 - s_h p)}{b_M^0 (1-p)(1 - s_h p) + b_W^0 p}.$$

Another consequence is that $M+W$ converges to K and so, in the limit, $W = (M+W) \frac{W}{M+W} = Kp$, and therefore $M = K(1-p)$.

This limit leaves the equations for the humans and for the infected mosquitoes unchanged. In order to modify the equations for the latent mosquitoes we can straightforwardly set $M+W = K$. Finally, using that $S_M = M - E_M - I_M$ and $S_W = W - E_W - I_W$ we can eliminate the two equations for the susceptible mosquitoes of the system. The equations for the exposed mosquitoes become:

$$\begin{aligned}
E'_M &= \frac{\beta_M}{H} (K(1-p) - E_M - I_M) I_H - \gamma_M E_M - d_M E_M \\
E'_W &= \frac{\beta_{HW}}{H} (Kp - E_W - I_W) I_H - \gamma_W E_W - d_W E_W
\end{aligned} \tag{3}$$

Incorporating these changes into system (WB) we obtain the system we are going to study

$$\begin{aligned}
S'_H &= bH - \frac{\beta_M}{H} I_M S_H - \frac{\beta_{WH}}{H} I_W S_H - b_H S_H \\
E'_H &= \frac{\beta_M}{H} I_M S_H + \frac{\beta_{WH}}{H} I_W S_H - \gamma_H E_H - b_H E_H \\
I'_H &= \gamma_H E_H - \sigma_H I_H - b_H I_H \\
E'_M &= \frac{\beta_M}{H} (K(1-p) - E_M - I_M) I_H - \gamma_M E_M - d_M E_M \\
I'_M &= \gamma_M E_M - d_M I_M \\
E'_W &= \frac{\beta_{HW}}{H} (Kp - E_W - I_W) I_H - \gamma_W E_W - d_W E_W \\
I'_W &= \gamma_W E_W - d_W I_W \\
p' &= f(p) + u g(p)
\end{aligned} \tag{WB'}$$

2 Study of the uncontrolled system

In this section we study the uncontrolled systems (setting $u = 0$ for all $t \in [0, T]$) and compute the equilibria and the basic reproduction number, R_0 , of dengue in each case. The R_0 is a useful tool in the study of epidemiological systems. It stands for the average number of cases generated directly by one case in a population where all individuals are susceptible to the disease ($S_H = H$), which is the setting in which we will perform the numerical simulations.

2.1 Sterile insect technique

Since we consider $u = 0$ and $M_S(0) = 0$, $M_S(t) = 0$ for all $t \in [0, T]$, turning system (SIT) into (1). So computing the equilibria and R_0 of this system boils down to computing those of system (1). In order to compute the R_0 of the system (that we denote R_0^M) we proceed as in [28]. For details of these computations, we refer to Appendix A. We find a R_0^M value of

$$R_0^M = \beta_M \sqrt{\frac{K^* \gamma_M \gamma_H}{H d_M (b_H + \sigma_H) (\gamma_M + d_M) (\gamma_H + b_H)}},$$

where $K^* = K(1 - d_M/b_M)$. Since $M = S_M + E_M + I_M$, for any equilibrium of the system (S_M^*, E_M^*, I_M^*) , we have that $M^* = S_M^* + E_M^* + I_M^*$ must also be an equilibrium of the equation

$$M' = b_M M \left(1 - \frac{M}{K}\right) - d_M M. \tag{4}$$

This equation presents two equilibria, $M^* = 0$ and $M^* = K(1 - d_M/b_M)$. We can use this to simplify the study of the equilibria of system (1). The system to solve becomes

$$\begin{aligned}
0 &= b_H H - \frac{\beta_M}{H} I_M^* S_H^* - b_H S_H^* \\
0 &= \frac{\beta_M}{H} I_M^* S_H^* - \gamma_H E_H^* - b_H E_H^* \\
0 &= \gamma_H E_H^* - \sigma_H I_H^* - b_H I_H^* \\
0 &= d_M M^* - \frac{\beta_M}{H} S_M^* I_H^* - d_M S_M^* \\
0 &= \frac{\beta_M}{H} S_M^* I_H^* - \gamma_M E_M^* - d_M E_M^* \\
0 &= \gamma_M E_M^* - d_M I_M^*
\end{aligned} \tag{5}$$

Solving this simpler system we obtain three different equilibria:

- The extinction equilibrium

$$(S_H^*, E_H^*, I_H^*, R_H^*, S_M^*, E_M^*, I_M^*) = (H, 0, 0, 0, 0, 0, 0)$$

- The disease-free equilibrium

$$(S_H^*, E_H^*, I_H^*, R_H^*, S_M^*, E_M^*, I_M^*) = (H, 0, 0, 0, K^*, 0, 0)$$

- The endemic equilibrium

$$(S_H^*, E_H^*, I_H^*, R_H^*, S_M^*, E_M^*, I_M^*) = \left(H - a_H I_H^*, \frac{\sigma_H + b_H}{\gamma_H} I_H^*, \frac{\sigma_H}{b_H} I_H^*, K^* - a_M I_M^*, \frac{d_M}{\gamma_M} I_M^*, I_M^* \right)$$

where $a_H = \frac{(\gamma_H + b_H)(\sigma_H + b_H)}{b_H \gamma_H}$, $a_M = \frac{\gamma_M + d_M}{\gamma_M}$,

$$I_H^* = \frac{K^* \beta_M}{H b_H a_M + K^* \beta_M} \left(1 - \frac{1}{(R_0^M)^2} \right) \frac{H}{a_H} \quad \text{and} \quad I_M^* = \frac{\beta_M}{a_H d_M + \beta_M} \left(1 - \frac{1}{(R_0^M)^2} \right) \frac{K^*}{a_M}.$$

It is enlightening to write the endemic equilibrium in terms of R_0^M , since it clearly shows that if $R_0^M < 1$ the endemic equilibrium does not exist.

For the parameters considered in table 1 we find $R_0^M \approx 1.67$.

2.2 *Wolbachia* method

Since the equation $p' = f(p)$ is independent of the rest we can solve it separately. The function $f(p)$ has only three zeros, $p^* = 0$, $p^* = 1$ and $p^* = \theta$, satisfying $0 < \theta < 1$. The last zero only exists assuming further that $1 - s_h < \frac{d_M b_W^0}{d_W b_M^0} < 1$, which is satisfied in our case. The value of θ can be computed from the parameters of the problem, obtaining $\theta = \frac{1}{s_h} \left(1 - \frac{d_M b_W^0}{d_W b_M^0} \right)$. This implies that, independently of the epidemiological part of the model, there exists a *Wolbachia*-free equilibrium, a full invasion equilibrium and a coexistence equilibrium in the mosquito population.

We compute now the solutions to

$$\begin{aligned} 0 &= b_H H - \frac{\beta_M}{H} I_M^* S_H^* - \frac{\beta_{WH}}{H} I_W^* S_H^* - b_H S_H^* \\ 0 &= \frac{\beta_M}{H} I_M^* S_H^* + \frac{\beta_{WH}}{H} I_W^* S_H^* - \gamma_H E_H^* - b_H E_H^* \\ 0 &= \gamma_H E_H^* - \sigma_H I_H^* - b_H I_H^* \\ 0 &= \frac{\beta_M}{H} (K(1 - p^*) - E_M^* - I_M^*) I_H^* - \gamma_M E_M^* - d_M E_M^* \\ 0 &= \gamma_M E_M^* - d_M I_M^* \\ 0 &= \frac{\beta_{HW}}{H} (K p^* - E_W^* - I_W^*) I_H^* - \gamma_W E_W^* - d_W E_W^* \\ 0 &= \gamma_W E_W^* - d_W I_W^* \end{aligned} \tag{6}$$

as a function of p^* .

Let us define $a_W := \frac{\gamma_W + d_W}{\gamma_W}$,

$$R_0^W := \sqrt{\frac{\beta_{HW} \beta_{WH} K \gamma_W \gamma_H}{H d_W (b_H + \sigma_H) (\gamma_W + d_W) (\gamma_H + b_H)}},$$

and R_0^M as defined before but using K instead of K^* . Note that in the high birth rate limit, $K^* = K(1 - \frac{d_M}{b_M})$ tends to K . These R_0^M and R_0^W are the basic reproduction numbers associated with the disease-free equilibria, for $p^* = 0$ (*Wolbachia*-free) and $p^* = 1$ (full invasion) respectively. They are also computed following the procedure detailed in Appendix A. Let us also define $R_{p^*}^2 := (R_0^W)^2 p^* + (R_0^M)^2 (1 - p^*)$. We find that system (6) has the trivial solution $(S_H^*, E_H^*, I_H^*, E_M^*, I_M^*, E_W^*, I_W^*) = (H, 0, 0, 0, 0, 0, 0)$, which gives three different equilibria for system (**WB'**): $(H, 0, 0, 0, 0, 0, 0)$, $(H, 0, 0, 0, 0, 0, \theta)$ and $(H, 0, 0, 0, 0, 0, 1)$. In case $R_{p^*} > 1$, the systems presents another equilibrium

$$\begin{aligned} (S_H^*, E_H^*, I_H^*) &= \left(H - a_H I_H^*, \frac{\sigma_H + b_H}{\gamma_H} I_H^*, H r \right) \\ (E_M^*, I_M^*) &= \left(\frac{d_M}{\gamma_M} I_M^*, \frac{K}{a_M} \frac{\beta_M r}{H b_H a_W + \beta_M r} (1 - p^*) \right) \\ (E_W^*, I_W^*) &= \left(\frac{d_W}{\gamma_W} I_W^*, \frac{K}{a_W} \frac{\beta_{HW} r}{H b_H a_W + \beta_{HW} r} p^* \right) \end{aligned}$$

Where r is the positive root of the second order polynomial

$$P(Z) = Z^2 \left(\beta_M \beta_{HW} + a_H \left(\beta_M d_W (R_0^M)^2 (1 - p^*) + \beta_{HW} d_M (R_0^W)^2 p^* \right) \right) + Z \left(R_{p^*}^2 a_H d_M d_W - (R_{p^*}^2 - 1) (\beta_M d_W + \beta_{HW} d_M) \right) - (R_{p^*}^2 - 1) d_M d_W.$$

That means that system (WB') can have up to six equilibria, due to the fact that there are three different values of p^* and that R_{p^*} can be bigger than one for some values of p^* but not for others.

The basic reproduction number R_0^M is slightly higher than the basic reproduction number for the sterile insect model due to the change of K^* by K . For the values in Table 1 we find $R_0^M \approx 1.68$ and $R_0^W \approx 1.03$. That means that even in a fully invaded population, outbreaks could still appear, but would have a smaller impact. Nevertheless these values should be taken with a grain of salt, since most of the parameters considered present a lot of variability in the literature.

We present here a result on the persistence of the disease in the system.

Theorem 1. *If there exists p^* such that $R_{p^*} > 1$ then the system (WB') is uniformly persistent in the space of the initial conditions such that $p(t) \rightarrow p^*$, that is there exists $\eta > 0$ such that for each initial condition with $p(0)$ such that $p(t) \rightarrow p^*$ we have that*

$$\lim_{t \rightarrow +\infty} (E_H + I_H + E_N + I_N + E_W + I_W)(t) > \eta.$$

If $R_{p^} < 1$ for each initial condition with $p(0)$ such that $p(t) \rightarrow p^*$ we have that $\lim_{t \rightarrow +\infty} (E_H + I_H + E_N + I_N + E_W + I_W)(t) = 0$.*

3 Control Problem

We place ourselves in the case of a dengue outbreak in a fully susceptible population. The goal of the releases will be to minimize the amount of cases during the duration of the outbreak. Therefore, considering a time window of size T , we want to find u minimizing $\int_0^T I_H(t) dt$. Other works have studied related problems in the case of *Wolbachia* [31], or problems involving only the mosquito population [2, 3, 1, 4] considering controls in $L^\infty(0, T)$.

Field releases are done with a certain periodicity and in a short amount of time with respect to the time window considered, this leads us to consider the control denoted $u(\cdot)$ as a linear combination of pulses, namely

$$u(t) = \sum_{i=1}^n c_i \delta(t - t_i).$$

where $\delta(t)$ is the Dirac measure at $t = 0$ and $0 \leq t_1 \leq \dots \leq t_n$ are the release times. It is natural to impose some constraints on the control function. Usually it is assumed that the rate at which mosquitoes are released is bounded ($u \in L^\infty(0, T)$) but also that the total amount of mosquitoes used is bounded ($\int_0^T u(t) dt \leq C$). Our approach is different. We also assume that we have a limited amount of mosquitoes at our disposal, C , but we assume that all of them are used. Since our control function is a linear combination of pulses, this translates into imposing the constraint $\sum_{i=1}^n c_i = C$. Therefore, for both systems (SIT) and (WB') , the optimization problem we will study is

$$\begin{aligned} & \text{Minimize } J(u) \text{ over the set of time jumps } (t_i)_{1 \leq i \leq n} \in [0, T]^n \text{ and the nonnegative coefficients} \\ & (c_i)_{1 \leq i \leq n} \text{ such that } \sum_{i=1}^n c_i = C, \end{aligned} \tag{P}$$

where the number of jumps, n , and the time horizon, T , are fixed and the cost functional J stands for the total number of infected humans, given by

$$J(u) := \int_0^T I_H(t) dt. \tag{7}$$

Since we are going to deal with several jumps it is convenient to introduce some notation first. We consider n jumps performed at times t_i , for $i = 1, \dots, n$. If needed for the sake of notational simplicity, we will denote $t_0 = 0$ and $t_{n+1} = T$. Since functions may present discontinuities we introduce the notations

$$F(t_i^-) := \lim_{t \rightarrow t_i^-} F(t), \quad F(t_i^+) := \lim_{t \rightarrow t_i^+} F(t),$$

where $F(t)$ represents any function.

The equations for M_S and p in systems (*SIT*) and (*WB'*) must be adapted to the impulsive formulation of the problem. Details of the procedure can be found in Proposition 1, in Section C of the Appendix.

3.1 Sterile insect technique

In order to find the equation satisfied by M_S we take

$$u(t) = \sum_{i=1}^n \frac{c_i}{\varepsilon} \mathbb{1}_{[t_i, t_i + \varepsilon]},$$

so the equation satisfied by M'_S becomes

$$M'_S(t) = \sum_{i=1}^n \frac{c_i}{\varepsilon} \mathbb{1}_{[t_i, t_i + \varepsilon]} - d_S M_S(t).$$

Taking the limit $\varepsilon \rightarrow 0$ we obtain that the equation converges to

$$\begin{cases} M'_S(t) &= -d_S M_S(t), & t \in [t_i, t_{i+1}], & i = 0, \dots, n \\ M_S(t_i^+) &= M_S(t_i^-) + c_i, & i = 1, \dots, n \end{cases} \quad (8)$$

We can solve this equation explicitly. Since the initial condition is $M_S(0) = 0$ the solution reads

$$M_S(t) = \sum_{j=1}^i c_j e^{-d_S(t-t_j)}, \quad t \in [t_i, t_{i+1}], \quad i = 1, \dots, n \quad (9)$$

3.2 Wolbachia method

Looking at the equation on p' in system (*WB'*) and substituting the control function by

$$u(t) = \sum_{i=1}^n \frac{c_i}{\varepsilon} \mathbb{1}_{[t_i, t_i + \varepsilon]},$$

we obtain

$$p'(t) = f(p(t)) + g(p(t)) \sum_{i=1}^n \frac{c_i}{\varepsilon} \mathbb{1}_{[t_i, t_i + \varepsilon]}. \quad (10)$$

Let G be the antiderivative vanishing at zero of $1/g(p)$, that is $G(p) := \int_0^p \frac{dq}{g(q)}$, when we take the limit $\varepsilon \rightarrow 0$ in equation (10) we obtain:

$$\begin{cases} p'(t) &= f(p(t)), & t \in [t_i, t_{i+1}], & i = 0, \dots, n \\ p(t_i^+) &= G^{-1}(G(p(t_i^-)) + c_i), & i = 1, \dots, n \end{cases} \quad (11)$$

4 Results

We present in this section the optimal solutions of problem (*P*), obtained through numerical simulations. We optimize at the simultaneously the time profile of the releases and the amount of mosquitoes released in each one. We allow two releases to occur at the same time. This implies that at that time a release with the total amount of mosquitoes of the two releases combined is done, reducing the number of effective releases by one. The simulations have been performed using *Python*. For the numerical optimization, the time variables are updated by using a standard step variable gradient descent method. Regarding the weights $(c_i)_{1 \leq i \leq n}$, due to the constraint $\sum_{i=1}^n c_i = C$, we used an augmented Lagrangian algorithm. An explanation of the method used can be found in Appendix E. The details about the computation of the gradients of the functional are detailed in section D of the appendix.

We place ourselves in the context of a fully susceptible population and we introduce a small amount of infected individuals. Since in our model the total amount of humans is constant, we need to subtract this

initial amount of infected individuals from the susceptible compartment. Thus, the initial conditions for our simulations will be

$$(S_H(0), E_H(0), I_H(0), S_M(0), E_M(0), I_M(0)) = (H - I_H^0, 0, I_H^0, K^*, 0, 0),$$

with $I_H^0 \ll H$ (in particular for the simulations we chose $I_H^0 = 10$). All the other variables in the two systems are set to 0 at the start, namely

$$M_S(0) = 0 \quad \text{and} \quad (E_W(0), I_W(0), p(0)) = (0, 0, 0).$$

Since R_0^M is greater than 1, this will lead to an outbreak of the disease and a spike in the number of cases. We perform several simulations for different values of C . Throughout the simulations we will fix the parameters of the systems to the values in Table 1, which correspond to the particular case of dengue.

Table 1: Parameter values for dengue

Category	Parameter	Name	Value	Source
Biology	b_M	Wild mosquitoes death rate	11.16 day ⁻¹	[5, 25]
	b_W	<i>Wolbachia</i> infected birth rate	10.04 day ⁻¹	[5, 25]
	d_M	Wild mosquitoes death rate	0.04 day ⁻¹	[5, 25]
	d_W	<i>Wolbachia</i> infected death rate	0.044 day ⁻¹	[5, 25]
	d_S	Sterile mosquitoes death rate	0.12 day ⁻¹	[3]
	s_h	Cytoplasmic incompatibility level	0.9	[5]
	s_c	Competitiveness level	0.9	
	K	Carrying capacity	65234 ¹	
	b_H	Human birth/death rate	0.01 year ⁻¹	
	σ_H	Human recover time	0.2 day ⁻¹	[17]
	H	Human population size	65000	[14]
	β_M	Transmission rate H<->M	0.1647 day ⁻¹	[17]
	β_{HW}	Transmission rate H->W	0.157 day ⁻¹	[17]
	β_{WH}	Transmission rate H<-W	0.0785 day ⁻¹	[17]
	Optimization	γ_M	Non infected incubation period	0.186 day ⁻¹
γ_W		<i>Wolbachia</i> infected incubation period	0.146 day ⁻¹	[30]
γ_H		Human incubation period	0.17 day ⁻¹	[9]
T		Final time	590 days	
C		Amount of mosquitoes released	{10 ⁴ , 1.5 · 10 ⁸ }	

4.1 Sterile Insect Technique

The optimal solution for problem (\mathcal{P}) in the SIT setting consists of a linear combination of consecutive pulses with a similar spacing. The fact that several spaced jumps are more efficient in reducing the number of susceptible mosquitoes, eventually leading to a reduction in the number of infections, is a result of the fact that the amount of sterile mosquitoes decreases exponentially between releases. Therefore, by spacing the releases a population of sterile mosquitoes can be sustained longer than doing one single release with all the mosquitoes together. We also observe that results do not only depend on the amount of mosquitoes released, but also in the number of releases considered. Comparing Figures 1 and 2 we can see how, by increasing the number of releases from 10 to 20, the final amount of infections is considerably reduced, specially with a comparatively high amount of mosquitoes. Nevertheless, this trend does not continue indefinitely. Increasing the number of releases way above 20 does not reduced significantly the number of infections anymore. The times and costs of the instant releases at Figures 1 and 2 are given in Tables 2 and 3 respectively.

¹ K to H ratios present a huge variability in the litterature. Indeed, the ratio may depend on numerous factors and may not be constant in time. Lacking on solid evidence to pick a value, we choose K such that the size of the mosquito population at equilibrium is equal to the human population size.

Table 2: Results of the simulations performed for the SIT with 10 releases

C	Time of releases	Amount of mosquitoes released	$\int_0^T I_H(t)dt$
$7.5 \cdot 10^7$	$t_1 = 236.1, t_2 = 242.2$ $t_3 = 249.2, t_4 = 256.4$ $t_5 = 264.0, t_6 = 271.9$ $t_7 = 280.4, t_8 = 289.7$ $t_9 = 300.0, t_{10} = 312.0$	$c_1 = 5456188.5, c_2 = 7588380.7$ $c_3 = 8504996.8, c_4 = 8770159.3$ $c_5 = 8694098.3, c_6 = 8423549.6$ $c_7 = 8018494.5, c_8 = 7457952.8$ $c_9 = 6661473.8, c_{10} = 5424705.6$	257800.6
$1.5 \cdot 10^8$	$t_1 = 189.8, t_2 = 201.1$ $t_3 = 213.3, t_4 = 226.4$ $t_5 = 240.5, t_6 = 256.0$ $t_7 = 273.2, t_8 = 292.6$ $t_9 = 314.5, t_{10} = 340.1$	$c_1 = 15763460.4, c_2 = 20325520.9$ $c_3 = 21056255.1, c_4 = 20080997.4$ $c_5 = 18323670.5, c_6 = 15985606.1$ $c_7 = 13382989.4, c_8 = 10757244.1$ $c_9 = 8302584.9, c_{10} = 6021671.2$	149533.8

Table 3: Results of the simulations performed for the SIT with 20 releases

C	Time of releases	Amount of mosquitoes released	$\int_0^T I_H(t)dt$
$7.5 \cdot 10^7$	$t_1 = 233.6, t_2 = 237.7$ $t_3 = 242.4, t_4 = 247.1$ $t_5 = 251.5, t_6 = 255.8$ $t_7 = 259.9, t_8 = 264.0$ $t_9 = 268.1, t_{10} = 272.2$ $t_{11} = 276.5, t_{12} = 280.8$ $t_{13} = 285.2, t_{14} = 289.8$ $t_{15} = 294.8, t_{16} = 300.3$ $t_{17} = 306.2, t_{18} = 312.5$ $t_{19} = 319.3, t_{20} = 326.6$	$c_1 = 3134560.7, c_2 = 4406797.0$ $c_3 = 4733517.6, c_4 = 5058460.3$ $c_5 = 4904238.6, c_6 = 4580426.7$ $c_7 = 4220789.9, c_8 = 4233634.6$ $c_9 = 4040841.7, c_{10} = 3972420.1$ $c_{11} = 3734884.2, c_{12} = 3680606.4$ $c_{13} = 3527981.4, c_{14} = 3452614.3$ $c_{15} = 3434071.9, c_{16} = 3410438.5$ $c_{17} = 3141518.9, c_{18} = 2908714.7$ $c_{19} = 2499073.5, c_{20} = 1924411.9$	253100.1
$1.5 \cdot 10^8$	$t_1 = 0.0, t_2 = 6.4$ $t_3 = 13.9, t_4 = 21.7$ $t_5 = 29.8, t_6 = 38.2$ $t_7 = 47.0, t_8 = 56.2$ $t_9 = 66.1, t_{10} = 76.6$ $t_{11} = 88.0, t_{12} = 100.4$ $t_{13} = 114.1, t_{14} = 129.8$ $t_{15} = 147.8, t_{16} = 169.0$ $t_{17} = 194.2, t_{18} = 225.2$ $t_{19} = 265.1, t_{20} = 330.0$	$c_1 = 12228453.6, c_2 = 14081877.5$ $c_3 = 14382670.2, c_4 = 13780044.8$ $c_5 = 12922770.5, c_6 = 11836486.8$ $c_7 = 10707759.9, c_8 = 9590809.5$ $c_9 = 8505034.9, c_{10} = 7442599.2$ $c_{11} = 6474091.4, c_{12} = 5606408.5$ $c_{13} = 4849837.5, c_{14} = 4178186.3$ $c_{15} = 3532858.5, c_{16} = 2919083.3$ $c_{17} = 2391988.6, c_{18} = 2167975.1$ $c_{19} = 1959282.5, c_{20} = 441781.5$	427.6

As we can observe in Figures 1 and 2, with a comparatively low amount of mosquitoes, $C = 7.5 \cdot 10^7$, the releases are concentrated around the peak of the infections, with the largest releases occurring right after the peak. Their effect is of only mitigating the outbreak, that is, the curve of infections remains fairly similar but peaking a bit earlier and lower. For this amount of mosquitoes we do not observe a great reduction in the number of cases by using 20 releases instead of 10. Namely, for 10 releases we obtain $J_{10} = 257800.6$ and for 20, $J_{20} = 253100.1$. We can compute the reduction in the number of cases by comparing, numerically, $J(u)$ for the uncontrolled system with $J(u)$ for the controlled one. The value of $J(u) = \int_0^T I_H(t)dt$ in the case of the uncontrolled system yields $J_0 = 294009.2$. This means that with $C = 7.5 \cdot 10^7$ we obtain approximately a 12.3% reduction in the total amount of cases for 10 releases and a 13.9% reduction for 20.

A possible interpretation for this solution is that, with the amount of mosquitoes considered, the population of susceptible mosquitoes cannot be consistently kept low for a long period. Therefore, the best use of the sterile males is to release them to reduce as much as possible the amount of susceptible mosquitoes when the transmission is at its prime.

On the other hand, with a comparatively big amount of mosquitoes, $C = 1.5 \cdot 10^8$, the releases shift to the beginning attenuating further the outbreak with 10 releases. With 20 releases the first release occurs at $t_1 = 0.0$ and it results in an almost complete eradication of the outbreak. The largest releases

occur soon after the first one. Releases get more sparse and smaller as time advances, specially for 20 releases, where some of them are clearly detached from the rest and occur after the peak of the outbreak. The difference observed as a result of the different number of jumps in this case is more abrupt. We obtain a value of $J_{10} = 149533.8$ for ten releases, which means a 49.1% less infections in the time window considered, and a value of $J_{20} = 427.6$ for 20 releases, that is, a 99.9% reduction.

With this amount of mosquitoes, specially when they are spread over 20 releases, the population can be kept low for a long time. Our interpretation of these results is that due to this long term reduction the optimal solution consists in reducing the population as soon as possible, preventing the outbreak from gaining traction in the first place.

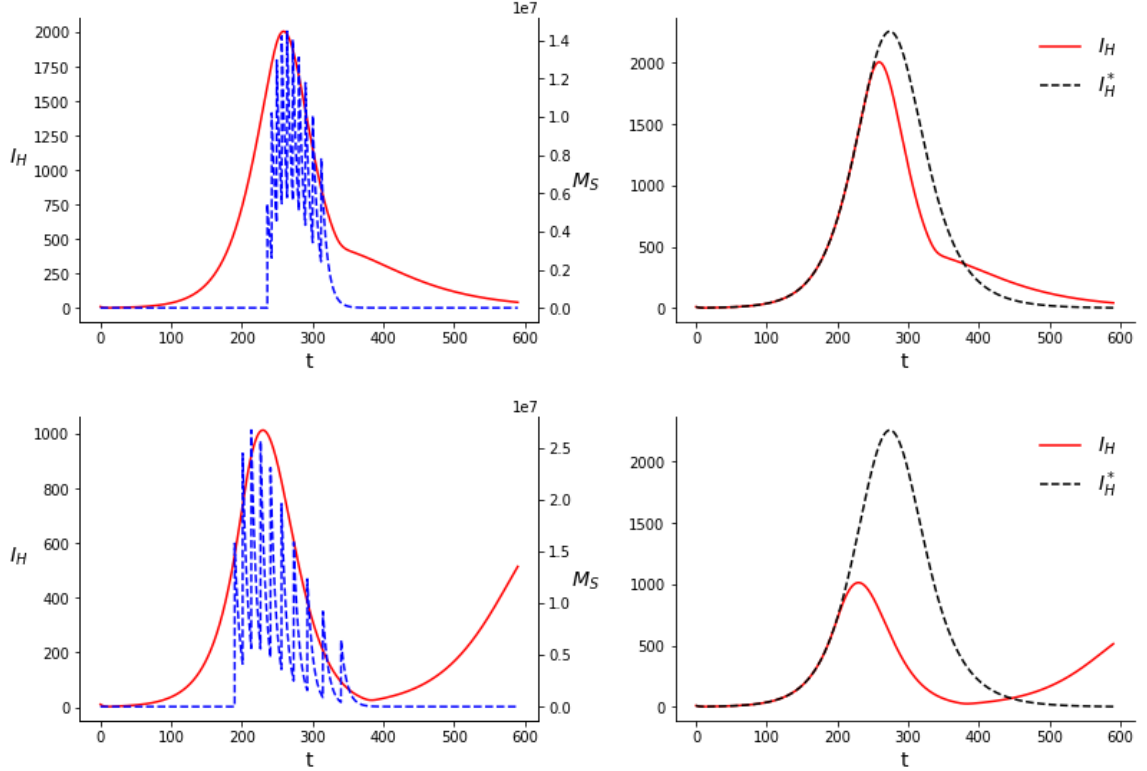


Figure 1: Results of the simulations for the SIT with $C = 7.5 \cdot 10^7$ (upper row) and $C = 1.5 \cdot 10^8$ (lower row) considering 10 releases. The dashed blue line corresponds to the amount of sterile mosquitoes released. I_H^* , on the right column, corresponds to the uncontrolled case.

Another approach we can take, arguably more in line with applications on the field, is to optimize only the times of the releases while keeping the amount of mosquitoes constant. This corresponds to having the mosquitoes conditioned in recipients all containing approximately the same number of individuals. Of course, the result in the reduction of the infections will be worse than the counterpart we have just presented. Nevertheless it raises a reasonable question: to which extent it is preferable the use of a more sophisticated technique over a less efficient but simpler one? The results are presented tables 4 and 5.

Table 4: Results of the simulations performed for the SIT with 10 releases and all $c_i = C/10$.

C	Time of releases	$\int_0^T I_H(t) dt$
$7.5 \cdot 10^7$	$t_1 = 237.7, t_2 = 245.0, t_3 = 251.7, t_4 = 258.4, t_5 = 265.2$ $t_6 = 272.4, t_7 = 280.2, t_8 = 288.9, t_9 = 299.0, t_{10} = 311.5$	258160.8
$1.5 \cdot 10^8$	$t_1 = 196.3, t_2 = 207.0, t_3 = 217.2, t_4 = 227.7, t_5 = 239.0$ $t_6 = 251.5, t_7 = 266.0, t_8 = 283.3, t_9 = 304.7, t_{10} = 332.2$	164524.8

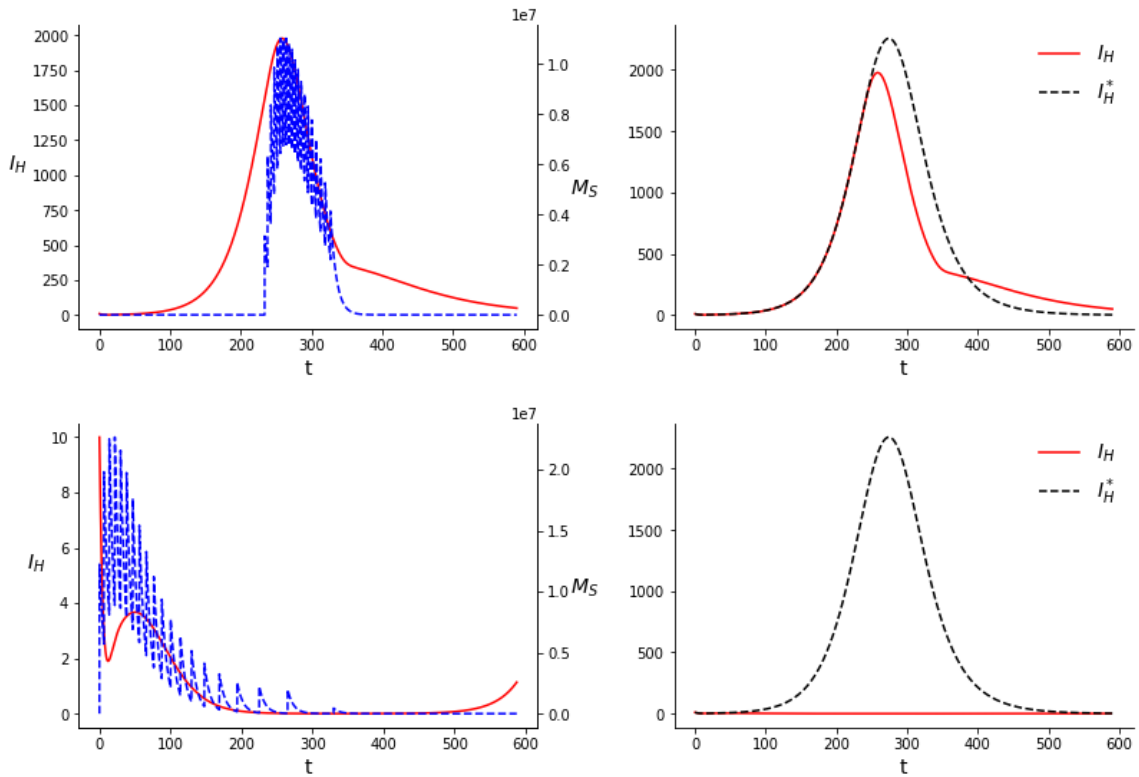


Figure 2: Results of the simulations for the SIT with $C = 7.5 \cdot 10^7$ (upper row) and $C = 1.5 \cdot 10^8$ (lower row) considering 20 releases.

Table 5: Results of the simulations performed for the SIT with 20 releases and all $c_i = C/20$.

C	Time of releases	$\int_0^T I_H(t)dt$
$7.5 \cdot 10^7$	$t_1 = 233.8, t_2 = 238.2, t_3 = 242.2, t_4 = 245.9, t_5 = 249.5$ $t_6 = 253.0, t_7 = 256.5, t_8 = 260.1, t_9 = 263.8, t_{10} = 267.5$ $t_{11} = 271.4, t_{12} = 275.5, t_{13} = 279.8, t_{14} = 284.3, t_{15} = 289.2$ $t_{16} = 294.5, t_{17} = 300.3, t_{18} = 306.8, t_{19} = 314.3, t_{20} = 323.6$	253334.7
$1.5 \cdot 10^8$	$t_1 = 4.7, t_2 = 11.6, t_3 = 17.7, t_4 = 23.5, t_5 = 29.4$ $t_6 = 35.3, t_7 = 41.4, t_8 = 47.9, t_9 = 54.7, t_{10} = 62.1$ $t_{11} = 70.1, t_{12} = 79.1, t_{13} = 89.2, t_{14} = 100.7, t_{15} = 114.2$ $t_{16} = 130.3, t_{17} = 149.9, t_{18} = 174.6, t_{19} = 206.6, t_{20} = 249.4$	2464.4

In figures 3 and 4 we can see that optimal strategies in time do not differ a lot with those of figures 1 and 2 respectively. Still, releases are done around the peak of the outbreak in the case of a relatively low amount of mosquitoes. As we increase the amount of mosquitoes and the number of releases they shift to the left, resulting in a further reduction of the infections.

As for the effectiveness of this approach, we show a comparison of the results of the optimization of the times alone and that of the times and the costs in tables 6 and 7. As we can see there does not seem to be a significant advantage in optimizing both times and costs except in one case, the case with $C = 1.5 \cdot 10^8$ and 10 releases.

The fact that the optimal strategy also changes drastically when the number of releases is increased suggests that solutions for this setting are very sensitive to changes on the problem characteristics. Comparing figures 1 with 3, and 2 with 4, we see that optimizing the amount of mosquitoes at each release makes the first releases move to the left but also increases their time span, a similar effect to the addition of new releases. Elaborating further in our biological interpretation of the results, this suggests that for ten releases and $C = 1.5 \cdot 10^8$ we can already keep the population low during a certain amount of time,

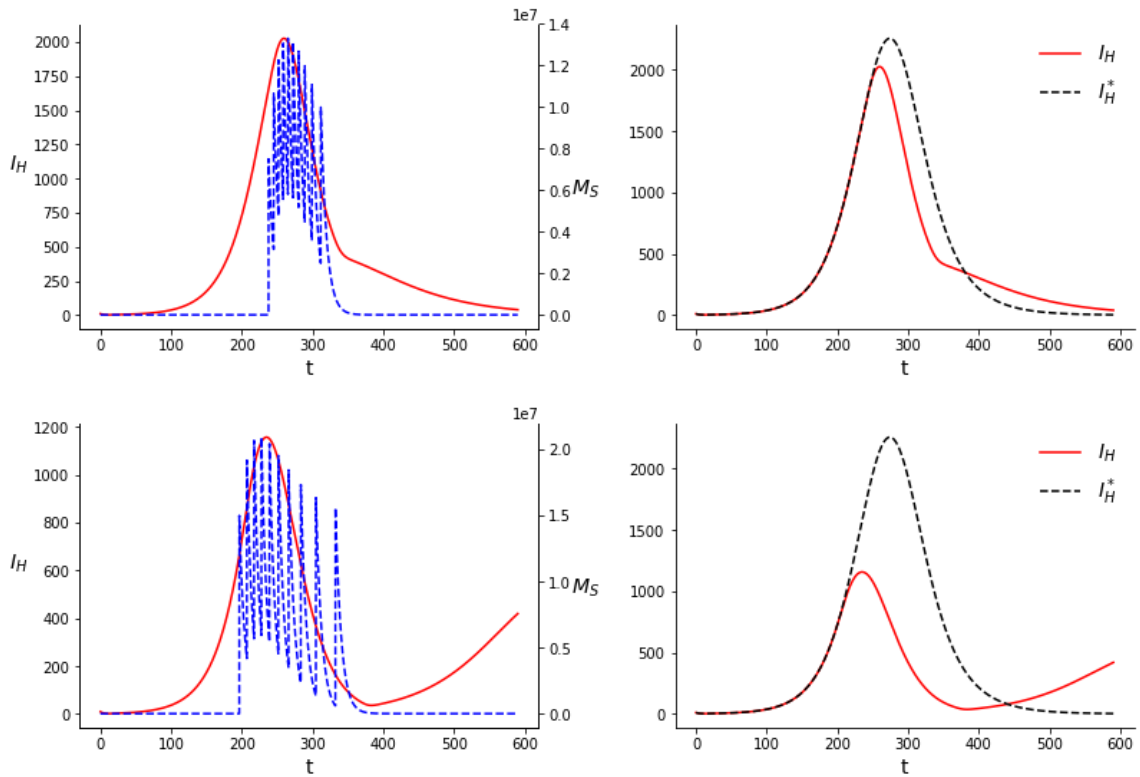


Figure 3: Results of the simulations for the SIT with $C = 7.5 \cdot 10^7$ (upper row) and $C = 1.5 \cdot 10^8$ (lower row) considering 10 releases and an equal distribution of the mosquitoes between the releases.

but not enough to prevent the outbreak. A slight improvement of the technique (either an increase on the number of releases or an optimization of the number of mosquitoes released at each impulse) enables to keep the wild mosquito population at a low level over a longer period of time, thus improving the results. On the other hand, when we are far from significantly reducing the outbreak or when we can almost prevent it, the advantage of also optimizing the amount of mosquitoes at each release becomes smaller.

Table 6: Comparison of the reductions in the infections obtained on the simulations performed for the SIT with 10 releases.

C	Times	Times and costs
$7.5 \cdot 10^7$	12.2%	12.3%
$1.5 \cdot 10^8$	44.0%	49.1%

Table 7: Comparison of the reductions in the infections obtained on the simulations performed for the SIT with 20 releases.

C	Times	Times and costs
$7.5 \cdot 10^7$	13.8%	13.9%
$1.5 \cdot 10^8$	99.2%	99.9%

4.2 *Wolbachia* method

Regarding the *Wolbachia* method in all cases all the pulses cluster in one single pulse. In other words, the optimal solution is performing a single release with all the available mosquitoes. This makes useless to

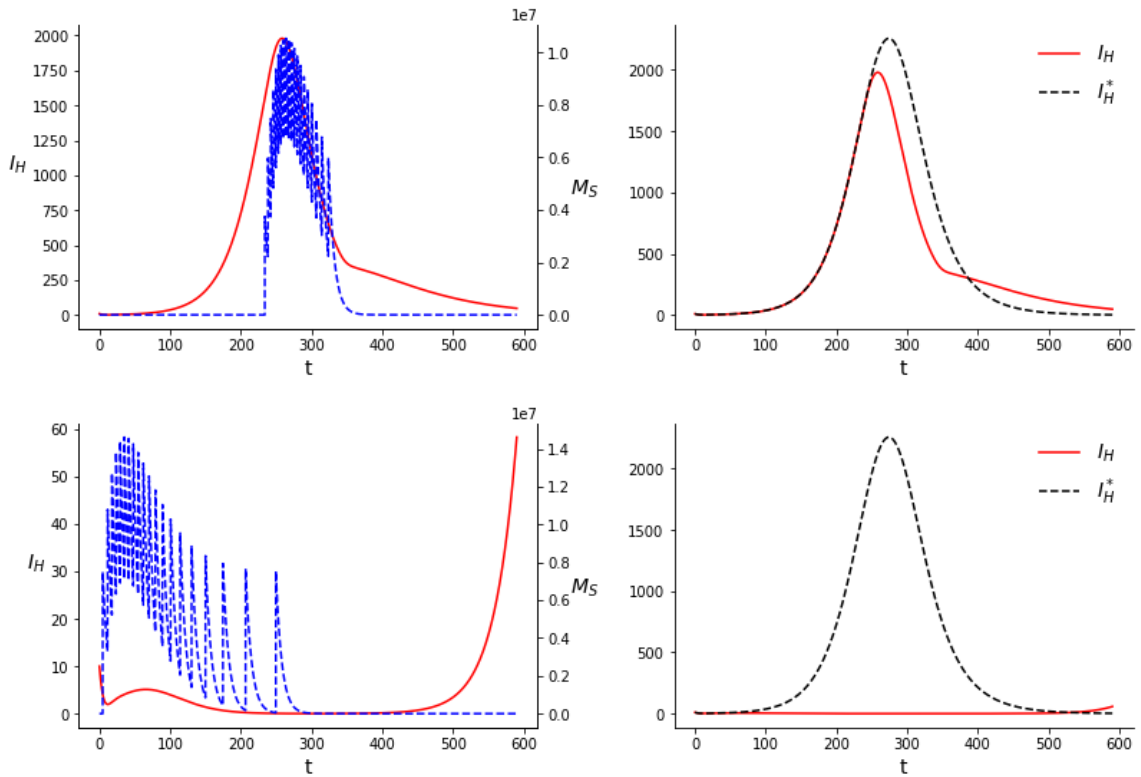


Figure 4: Results of the simulations for the SIT with $C = 7.5 \cdot 10^7$ (upper row) and $C = 1.5 \cdot 10^8$ (lower row) considering 20 releases and an equal distribution of the mosquitoes between the releases.

optimize the amount of mosquitoes released in each jump and turns the problem into a one-dimensional optimization one: $\min_{t_1 \in [0, T]} J(u)$, with $J(u) = \int_0^T I_H(t) dt$ and $u(t) = C\delta(t - t_1)$.

As found in other works studying the use of *Wolbachia* to produce a mosquito population replacement [2, 5], solutions present two clearly distinct behaviours. Since the equation $p' = f(p)$ is bi-stable, if the proportion of *Wolbachia* infected mosquitoes exceeds a certain threshold, $p = \theta$, then the system moves to a full invasion state without further intervention. The parameter determining the two regimes is the total amount of mosquitoes, C . If there are more mosquitoes than the amount needed to lead the system to $p = \theta$ we will observe one kind of behaviour, different from the case where there are less. From the initial conditions we have $p(0) = 0$. We can compute the amount of mosquitoes needed to reach $p = \theta$ in a single jump. If we reach $p = \theta$ in the first jump, $\theta = p(t_1^+) = G^{-1}(G(p(t_1^-) + C)) = G^{-1}(C)$, thus $C = G(\theta)$. For the parameters considered here, $G(\theta) \approx 14800$.

In figure 5 we plot the optimal solutions to problem (\mathcal{P}) for system (WB') with the parameters of table 1. In case $C < G(\theta)$ the jump occurs before the outbreak reaches its peak. The larger is C , the smaller is t_1 . In Figure 5, for $C = 10000$, $t_1 = 208.2$. Instead, in case $C > G(\theta)$ the jump is at $t_1 = 0$. The system from this point tends to $p = 1$ without the need of releasing mosquitoes anymore. The value of $J(u) = \int_0^T I_H(t) dt$ in the case of the uncontrolled system yields $J_0 = 294327.7$. With $C = 10000$ the profile of the outbreak is not altered very much, but it peaks at a lower value. The value of $J(u)$ in this case is $J_{10000} = 288414.6$, roughly a 2.0% reduction in the total amount of cases. With $C = 20000$ the change is the infected humans curve is much more appreciable. The curve peaks at a much lower level but decays slower. In this case the value of $\int_0^T I_H(t) dt$ is $J_{20000} = 58020.9$, which is a 80.3% reduction in the number of cases.

The biological interpretation of these results is in line with the one for the sterile mosquitoes. When it is not possible to trigger a population replacement, the optimal strategy is to release the mosquitoes before the peak of the epidemic. Since the number of *Wolbachia*-infected mosquitoes declines with time, this policy minimizes the presence of the wild mosquitoes (with a greater vector capacity) during the phase of largest transmission. On the other hand, if it is possible to trigger the population replacement,

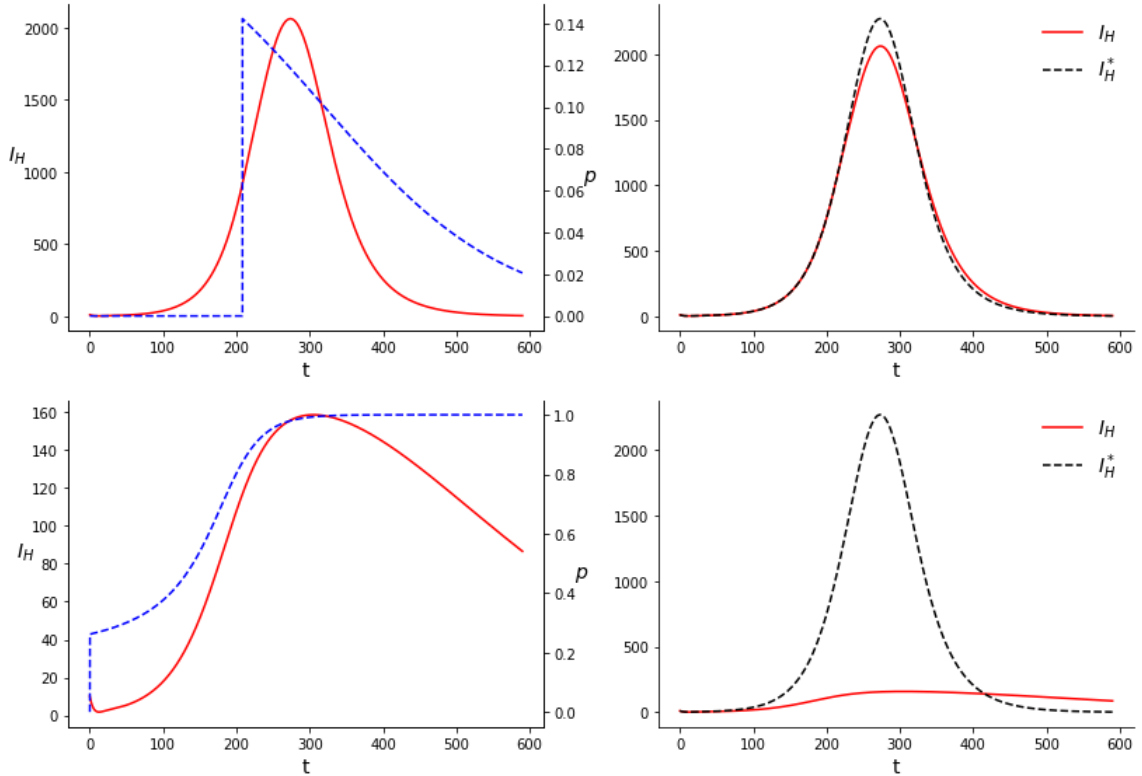


Figure 5: Results of the simulations for the *Wolbachia* method with $C = 10000$ (upper row) and $C = 20000$ (lower row). The proportion of *Wolbachia* infected mosquitoes corresponds to the dashed blue line on the left column. I_H^* , on the right column, corresponds to the uncontrolled case.

the sooner we act in the system, the better. Since the proportion of *Wolbachia*-infected mosquitoes is going to increase naturally there are no incentives in waiting to make the release.

We remark that the amount of mosquitoes needed for this technique to be effective is much lower than for the SIT. This makes sense, since the *Wolbachia* population is self-sustainable while the sterile mosquitoes must be constantly released. Nonetheless, the exact values of mosquitoes released, or the ratio of mosquitoes needed in one technique with respect to the other cannot be drawn directly from our study due to the limitations of the model and the uncertainty on the parameters.

Appendix

A R_0 computations

We detail in this section the computations of R_0^M and R_0^W defined in section 2. To compute the value of these quantities we follow the lines of [28]. The relevant compartments for these computations are only the infected ones. As [28] points out, this distinction is determined from the epidemiological interpretation of the model and cannot be deduced from the structure of the equations alone. The infected compartments in our case are those in which there are individuals carrying the dengue virus. For model (1) these are E_H, I_H, E_M and I_M .

We need then to separate the changes in the compartments due to new infections from the rest. We write system (1) in the following way $\mathbf{x} = (E_H, I_H, E_M, I_M, S_H, S_M)$,

$$\dot{\mathbf{x}} = \mathcal{F}(\mathbf{x}) - \mathcal{V}(\mathbf{x}),$$

where \mathcal{F} contains the rate of appearance of new infections in each compartment and \mathcal{V} the rate of transfer of individuals into the compartments by all other means.

Let's see the decomposition of the first equation, E'_H , as an example:

$$E'_H = \underbrace{\frac{\beta_M}{H} I_M S_H}_{\mathcal{F}_1(\mathbf{x})} - \underbrace{(\gamma_H E_H + b_H E_H)}_{\mathcal{V}_1(\mathbf{x})}.$$

Doing this decomposition for all the equations we obtain

$$\mathcal{F}(\mathbf{x}) = \left(\frac{\beta_M}{H} I_M S_H, 0, \frac{\beta_M}{H} S_M I_H, 0, -\frac{\beta_M}{H} I_M S_H, -\frac{\beta_M}{H} S_M I_H \right)$$

and $\mathcal{V}(\mathbf{x})$ containing all the other terms.

Then we construct the matrices

$$F = \left(\frac{\partial \mathcal{F}_i}{\partial x_j}(\mathbf{x}_0) \right)_{i,j} \quad \text{and} \quad V = \left(\frac{\partial \mathcal{V}_i}{\partial x_j}(\mathbf{x}_0) \right)_{i,j}, \quad i, j = 1, \dots, 4$$

where \mathbf{x}_0 represents the equilibrium for which we compute the R_0 , i.e., the disease-free equilibrium $\mathbf{x}_0 = (0, 0, 0, 0, H, K^*)$. The values taken by i and j are given by the fact we labeled the infected compartments 1 to 4. These matrices for our model read

$$F = \begin{pmatrix} 0 & 0 & 0 & \beta_M \\ 0 & 0 & 0 & 0 \\ 0 & \frac{\beta_M}{H} K^* & 0 & 0 \\ 0 & 0 & 0 & 0 \end{pmatrix} \quad \text{and} \quad V = \begin{pmatrix} \gamma_H + b_H & 0 & 0 & 0 \\ -\gamma_H & \sigma_H + b_H & 0 & 0 \\ 0 & 0 & \gamma_M + d_M & 0 \\ 0 & 0 & -\gamma_M & d_M \end{pmatrix}.$$

In [28] is shown that $R_0 = \rho(FV^{-1})$, where ρ denotes the spectral radius of the resulting matrix, namely

$$R_0^M = \rho(FV^{-1}) = \beta_M \sqrt{\frac{K^* \gamma_M \gamma_H}{H d_M (b_H + \sigma_H) (\gamma_M + d_M) (\gamma_H + b_H)}}.$$

In the case of system (WB'), where also mosquitoes with *Wolbachia* are present, there are six infected compartments and two relevant R_0 , one at the disease-free/*Wolbachia*-free equilibrium and one at the disease-free/full invasion equilibrium. We follow, step by step, the same procedure, adapting it to the new system for each of the R_0 . We define $\mathbf{x} = (E_H, I_H, E_M, I_M, E_W, I_W, S_H, p)$ and we write the system as $\dot{\mathbf{x}} = \mathcal{F}(\mathbf{x}) - \mathcal{V}(\mathbf{x})$, where

$$\mathcal{F}(\mathbf{x})^\top = \begin{pmatrix} \frac{\beta_M}{H} I_M S_H + \frac{\beta_{WH}}{H} I_W S_H \\ 0 \\ \frac{\beta_M}{H} (K(1-p) - E_M - I_M) I_H \\ 0 \\ \frac{\beta_{HW}}{H} (Kp - E_W - I_W) I_H \\ 0 \\ -\frac{\beta_M}{H} I_M S_H - \frac{\beta_{WH}}{H} I_W S_H \\ 0 \end{pmatrix},$$

and $\mathcal{V}(\mathbf{x})$ contains the rest of the terms.

The two relevant equilibria are both disease-free, one is the *Wolbachia*-free equilibrium, $\mathbf{x}_0^M = (0, 0, 0, 0, 0, 0, H, 0)$ and the other the full invasion equilibrium, $\mathbf{x}_0^W = (0, 0, 0, 0, 0, 0, H, 1)$. Matrix V is the same in both cases, namely

$$V = \begin{pmatrix} \gamma_H + b_H & 0 & 0 & 0 & 0 & 0 \\ -\gamma_H & \sigma_H + b_H & 0 & 0 & 0 & 0 \\ 0 & 0 & \gamma_M + d_M & 0 & 0 & 0 \\ 0 & 0 & -\gamma_M & d_M & 0 & 0 \\ 0 & 0 & 0 & 0 & \gamma_W + d_W & 0 \\ 0 & 0 & 0 & 0 & -\gamma_W & d_W \end{pmatrix}.$$

On the other hand, F has a different value at each equilibrium, namely

$$F_M = \begin{pmatrix} 0 & 0 & 0 & \beta_M & 0 & \beta_{WH} \\ 0 & 0 & 0 & 0 & 0 & 0 \\ 0 & \frac{\beta_M}{H}K & 0 & 0 & 0 & 0 \\ 0 & 0 & 0 & 0 & 0 & 0 \\ 0 & 0 & 0 & 0 & 0 & 0 \\ 0 & 0 & 0 & 0 & 0 & 0 \end{pmatrix} \quad \text{and} \quad F_W = \begin{pmatrix} 0 & 0 & 0 & \beta_M & 0 & \beta_{WH} \\ 0 & 0 & 0 & 0 & 0 & 0 \\ 0 & 0 & 0 & 0 & 0 & 0 \\ 0 & 0 & 0 & 0 & 0 & 0 \\ 0 & \frac{\beta_{HW}}{H}K & 0 & 0 & 0 & 0 \\ 0 & 0 & 0 & 0 & 0 & 0 \end{pmatrix}.$$

Although computed differently, we recover the value of R_0^M obtained in system (1) (keep in mind that in the high birth limit $K = K^*$). As for the value of R_0^W we obtain

$$R_0^W = \rho(F_W V^{-1}) = \sqrt{\frac{\beta_{HW}\beta_{WH}K\gamma_W\gamma_H}{Hd_W(b_H + \sigma_H)(\gamma_W + d_W)(\gamma_H + b_H)}}.$$

B Proof of Theorem 1

Let us fix $p^* = 0$, the remaining cases can be dealt analogously. First of all we assume $R_{p^*} > 1$ and apply [11, Theorem 1] in order to obtain our persistence result. The set of initial conditions which we refer in the theorem is

$$\{(S_H, E_H, I_H, E_M, I_M, E_W, I_W, p) \in \mathbb{R}_{+0}^7 \times [0, \theta]\}.$$

Note that it is an immediate consequence of the equations that if one of the latent or of the infectious classes is nonempty then it will remain always nonempty. Moreover we know that if $p(0) < \theta$ then $p(t) \rightarrow p^*$. Hence in order to prove persistence in our set we can consider a $0 < \zeta < \theta$ and prove persistence in

$$\{(S_H, E_H, I_H, E_M, I_M, E_W, I_W, p) \in \mathbb{R}_{+0}^7 \times [0, \theta - \zeta]\}.$$

Notice that we assumed the human population constant and equal to H and that the mosquito population satisfies a logistic growth. Taking this into account there exists a constant $\bar{K} > 0$ such that the set

$$\mathcal{K} = \{(S_H, E_H, I_H, E_M, I_M, E_W, I_W, p) \in \mathbb{R}_{+0}^7 \times [0, \theta - \zeta] : S_H + E_H + I_H + E_M + I_M + E_W + I_W \leq \bar{K}\}$$

is a positively invariant compact set and each solution of system (WB') with initial condition in $\mathbb{R}_{+0}^7 \times [0, \theta - \zeta]$ enters in \mathcal{K} . For each $x_0 = (S_H^0, E_H^0, I_H^0, E_M^0, I_M^0, E_W^0, I_W^0, p^0) \in \mathcal{K}$ there exists exactly one solution $x(t; x_0)$ of system (WB') defined in \mathbb{R}_{0+} and such that $x(0; x_0) = x_0$ and $x(t; x_0) \in \mathcal{K}$ for all $t \geq 0$. We have that $x_0 \rightarrow x(t; x_0)$ is a semi-dynamical system in \mathcal{K} .

Consider the set

$$\mathcal{S} = \{(S_H, E_H, I_H, E_M, I_M, E_W, I_W, p) \in \mathcal{K} : E_H + I_H + E_M + I_M + E_W + I_W = 0\}.$$

We have that the set $\mathcal{K} \setminus \mathcal{S}$ is invariant by the remark above about the latent and the infectious classes. As we have $R_{p^*} > 1$ we can consider $\delta_1 > 0$ and $\eta > 0$ such that

$$\begin{aligned} & \left(\frac{\gamma_M \beta_M^2}{H d_M (\gamma_M + d_M)} - \frac{(1 + \delta_1)(\gamma_H + b_H)(\sigma_H + b_H)}{\gamma_H} \right) (K(1 - p^*) - 2\eta) + \\ & + \left(\frac{\gamma_W \beta_{HW} \beta_{WH}}{H d_W (\gamma_W + d_W)} - \frac{(1 + \delta_1)(\gamma_H + b_H)(\sigma_H + b_H)}{\gamma_H} \right) (K p^* - 2\eta) > 0. \end{aligned} \tag{12}$$

We consider ξ and δ_2 such that $0 < \delta_2 < \xi < \delta_1$ and define in \mathcal{K} the map

$$\begin{aligned} P(S_H, E_H, I_H, E_M, I_M, E_W, I_W) = \\ (1 + \xi)E_H + \frac{(1 + \delta_1)(\gamma_H + b_H)}{\gamma_H} I_H + \frac{\gamma_M \beta_M}{d_M (\gamma_M + d_M)} E_M + \frac{(1 + \delta_2) \beta_M}{d_M} I_M + \frac{\gamma_W \beta_{WH}}{d_W (\gamma_W + d_W)} E_W + \frac{(1 + \delta_2) \beta_{WH}}{d_W} I_W. \end{aligned}$$

Let us consider also for sufficiently small ε the neighbourhood of \mathcal{S}

$$\mathcal{U} = \{x \in \mathcal{K} : P(x) < \varepsilon\}.$$

We have that

$$P(x) = 0 \iff x \in \mathcal{S}.$$

Moreover let us assume, in order to arrive to a contradiction, that:

$$\exists x_0 \in \mathcal{U} \setminus \mathcal{S} \text{ such that } P(x(t; x_0)) < \varepsilon \text{ for all } t > 0. \quad (13)$$

Let $\phi(t) = P(x(t; x_0))$, we are going to prove that there exists $k > 0$ such that

$$\phi'(t) \geq k\phi(t) \quad (14)$$

for large t . In fact, taking into account (13), we obtain that there exists $\varepsilon^* > 0$ such that $\liminf_{t \rightarrow +\infty} S_H(t) > \frac{b_H H}{\varepsilon^* + b_H}$ and this $\varepsilon^* > 0$ can be chosen sufficiently small if we choose ε small. We assume that ε is chosen in order to imply $\frac{\varepsilon^* + b_H}{b_H}(1 + \delta_2) < 1 + \xi$ and also that the latent and infected mosquitoes classes are smaller than η for $t > 0$ (this will be useful after and is possible by (13)). Then we evaluate $\phi'(t)$ and recall that $p(t) \rightarrow p^*$ when $t \rightarrow +\infty$. We obtain

$$\begin{aligned} \phi'(t) &= \left(\frac{b_H}{\varepsilon^* + b_H}(1 + \xi) - (1 + \delta_2) \right) (\beta_M I_M + \beta_{WH} I_W) + \\ &+ (\delta_1 - \xi)(\gamma_H + b_H)E_H + \delta_2 \left(\frac{\beta_M \gamma_M}{d_M} E_M + \frac{\beta_{WH} \gamma_W}{d_W} E_W \right) + \\ &+ \left(\left(\frac{\gamma_M \beta_M^2}{H d_M (\gamma_M + d_M)} - \frac{(1 + \delta_1)(\gamma_H + b_H)(\sigma_H + b_H)}{\gamma_H} \right) (K(1 - p) - E_M - I_M) + \right. \\ &\left. + \left(\frac{\gamma_W \beta_{HW} \beta_{WH}}{H d_W (\gamma_W + d_W)} - \frac{(1 + \delta_1)(\gamma_H + b_H)(\sigma_H + b_H)}{\gamma_H} \right) (Kp - E_W - I_W) \right) I_H. \end{aligned}$$

We have that $p(t) \rightarrow p^*$ and hence by (12) we have that for sufficiently large t the coefficient of I_H in the last expression is positive. The existence of $k > 0$ satisfying (14) follows and this contradicts (13). We conclude that \mathcal{S} is a uniform repeller and the result for $R_{p^*} > 1$ follows.

The case $R_{p^*} < 1$ can be obtained in the spirit of the previous one constructing this time a function ϕ^* for which there exists $k^* < 0$ such that for each $t > 0$

$$\phi^{*'}(t) \leq -k^* \phi^*(t). \quad (15)$$

C Instant releases

By considering u defined by $u(t) = \sum_{i=1}^n c_i \delta(t - t_i)$ in systems (*WB'*) and (*SIT*) we can pass from a infinite dimensional optimization problem to a discrete one. Here we detail how, by doing this passage, these systems where the control appears become differential equations with jump discontinuities. In order to do so we consider u given by $u(t) = \sum_{i=1}^n \frac{c_i}{\varepsilon} \mathbb{1}_{[t_i, t_i + \varepsilon]}$ and we take the limit $\varepsilon \rightarrow 0$. The following proof is adapted from [18]. We detail the deduction of equation (11). However, equation (8) can be easily obtained following the same reasoning.

Proposition 1. *Let us consider p_ε , solving the following equation*

$$\begin{cases} p'_\varepsilon(t) = f(p_\varepsilon(t)) + \frac{c_i}{\varepsilon} \mathbb{1}_{[t_i, t_i + \varepsilon]} g(p_\varepsilon(t)), & t \in [t_{i-1}, t_{i+1}] \\ p_\varepsilon(t_{i-1}) = p_{i-1}. \end{cases}$$

Let G be the antiderivative vanishing at zero of $1/g(p)$, that is $G(p) := \int_0^p \frac{dq}{g(q)}$. Then when ε tends to 0, $p_\varepsilon(\cdot)$ converges pointwise to $p(\cdot)$ given by

$$p(t) = \begin{cases} p^-(t), & t \in [t_{i-1}, t_i] \\ p^+(t), & t \in (t_i, t_{i+1}] \end{cases}$$

where p^- and p^+ solve

$$\begin{cases} \frac{dp^-}{dt}(t) = f(p^-(t)) \\ p^-(t_{i-1}) = p_{i-1}, \end{cases} \quad \text{and} \quad \begin{cases} \frac{dp^+}{dt}(t) = f(p^+(t)) \\ p^+(t_i) = G^{-1}(G(p^-(t_i)) + c_i), \end{cases}$$

respectively.

Proof. Outside the interval $[t_i, t_i + \varepsilon]$ the behaviour of $p(t)$ is clear. We study the behaviour of $p_\varepsilon(t)$ in $[t_i, t_i + \varepsilon]$, in order to establish the jump of $p(t)$ at t_i .

$$p_\varepsilon(t) = p^-(t_i) + \int_{t_i}^t f(p_\varepsilon(s)) + \frac{c_i}{\varepsilon} g(p_\varepsilon(s)) ds,$$

then for every $t \in [t_i, t_i + \varepsilon]$, one has

$$\begin{aligned} |p_\varepsilon(t)| &\leq |p^-(t_i)| + \int_{t_i}^t |f(0)| + \frac{c_i}{\varepsilon} |g(0)| ds + \int_{t_i}^t \left(L_f + \frac{c_i}{\varepsilon} L_g \right) |p_\varepsilon(s)| ds \\ &\leq 1 + \frac{c_i}{K} + \int_{t_i}^t \left(L_f + \frac{c_i}{\varepsilon} L_g \right) |p_\varepsilon(s)| ds \end{aligned}$$

where L_f and L_g are the Lipschitz constants of $f(\cdot)$ and $g(\cdot)$ respectively. These constants exist since both functions are C^1 in $[0, 1]$. Using Grönwall's inequality we obtain that

$$|p_\varepsilon(t)| \leq \left(1 + \frac{c_i}{K} \right) \exp(\varepsilon L_f + c_i L_g),$$

which is bounded. Let us consider now z_ε , the solution to

$$\begin{cases} z'_\varepsilon(t) = \frac{c_i}{\varepsilon} g(z_\varepsilon(t)) \\ z_\varepsilon(t_i) = p(t_i^-), \end{cases}$$

We prove now that, in the limit, both z_ε and p_ε present the same jump at t_i . In order to do this we compute for $t \in [t_i, t_i + \varepsilon]$,

$$\begin{aligned} |z_\varepsilon(t) - p_\varepsilon(t)| &\leq \int_{t_i}^t |f(p_\varepsilon(s))| ds + \int_{t_i}^t \frac{c_i}{\varepsilon} |g(z_\varepsilon(s)) - g(p_\varepsilon(s))| ds \\ &\leq \varepsilon M_f + \int_{t_i}^t \frac{c_i}{\varepsilon} L_g |z_\varepsilon(s) - p_\varepsilon(s)| ds \end{aligned}$$

where $M_f = \max_{p \in [0, 1]} f(p)$. Using again Grönwall's Lemma we obtain

$$|z_\varepsilon(t) - p_\varepsilon(t)| \leq \varepsilon M_f \exp(c_i L_g) \rightarrow 0 \text{ as } \varepsilon \rightarrow 0.$$

This proves that $\sup_{t \in [t_i, t_i + \varepsilon]} |z_\varepsilon(t) - p_\varepsilon(t)| \rightarrow 0$ when $\varepsilon \rightarrow 0$, and therefore z_ε and p_ε present the same jump at t_i in the limit. To conclude, we solve $z_\varepsilon(t)$ in $[t_i, t_i + \varepsilon]$,

$$\int_{t_i}^{t_i + \varepsilon} \frac{z'(s)}{g(z_\varepsilon(s))} ds = \int_{t_i}^{t_i + \varepsilon} \frac{c_i}{\varepsilon} ds = c_i,$$

which leads to $G(z_\varepsilon(t_i + \varepsilon)) - G(z_\varepsilon(t_i)) = c_i$ and thus $z_\varepsilon(t_i + \varepsilon) = G^{-1}(G(z_\varepsilon(t_i)) + c_i)$. Taking the limit $\varepsilon \rightarrow 0$ we conclude that $p^+(t_i) = G^{-1}(G(p^-(t_i)) + c_i)$. \square

D Optimality conditions

We devote this section to the computation of the gradients of the functional J in problem (\mathcal{P}) for systems (SIT) and (WB') . These gradients will be used in the numerical simulations of section 4. We discuss it first in a general setting to later apply to our problems.

Let $\mathbf{X} : \mathbb{R}^+ \rightarrow \mathbb{R}^N$ be the solution to

$$\begin{cases} \mathbf{X}'(t) = A(\mathbf{X}(t)) + B(\mathbf{X}(t))y(t), & t \in [0, T] \\ \mathbf{X}(0) = \mathbf{X}_0, \end{cases} \quad (16)$$

with $A, B : \mathbb{R}^+ \rightarrow \mathbb{R}^N$ continuous and $y : \mathbb{R}^+ \rightarrow \mathbb{R}$ the solution to the differential equation with jump discontinuities

$$\begin{cases} y'(t) = a(y(t)), & t \in [0, T] \\ y(t_i^+) = b(y(t_i^-), c_i), & i = 1, \dots, n \end{cases}$$

with $a, b : \mathbb{R}^+ \rightarrow \mathbb{R}$. Now, consider $y_\varepsilon(t)$, the solution to

$$\begin{cases} y'_\varepsilon(t) = a(y_\varepsilon(t)), & t \in [0, T] \\ y_\varepsilon(t_i^+) = b(y_\varepsilon(t_i^-), c_i), & i \neq k \\ y_\varepsilon(\tilde{t}_k^+) = b(y_\varepsilon(\tilde{t}_k^-), c_k), \end{cases}$$

where $\tilde{t}_k = t_k + \varepsilon$. Finally, let's consider also \mathbf{X}_ε the solution to

$$\begin{cases} \mathbf{X}'_\varepsilon(t) = A(\mathbf{X}_\varepsilon(t)) + B(\mathbf{X}_\varepsilon(t))y_\varepsilon(t), & t \in [0, T] \\ \mathbf{X}_\varepsilon(0) = \mathbf{X}_0, \end{cases}$$

We consider \mathbf{X} to be a function of time, nevertheless, the value of the parameters t_i and c_i , $i = 1, \dots, n$ affects the value of $\mathbf{X}(t)$ for any $t > t_1$. In general, and for the rest of the section, we define the variation of any given function of time, F_χ , depending on a parameter, χ , as

$$\delta_\chi F_\chi(t) := \lim_{\varepsilon \rightarrow 0} \frac{F_{\chi+\varepsilon}(t) - F_\chi(t)}{\varepsilon}.$$

As an example, in the case of the variation of \mathbf{X} with respect to a given t_k we have

$$\delta_{t_k} \mathbf{X}(t) := \lim_{\varepsilon \rightarrow 0} \frac{\mathbf{X}_\varepsilon(t) - \mathbf{X}(t)}{\varepsilon}.$$

From equation (16) we have that

$$\mathbf{X}(t) = \mathbf{X}_0 + \int_0^t A(\mathbf{X}(s))ds + \int_0^t B(\mathbf{X}(s))y(s)ds.$$

For a given $k \in \{1, \dots, n\}$, in case $t < t_k$, one has $\delta_{t_k} \mathbf{X}(t) = 0$, since the time of the jump has no effect until it occurs. In case $t > t_k$

$$\begin{aligned} \delta_{t_k} \mathbf{X}(t) &= \delta_{t_k} \int_0^t A(\mathbf{X}(s))ds + \delta_{t_k} \left(\int_0^{t_k} B(\mathbf{X}(s))y(s)ds + \int_{t_k}^t B(\mathbf{X}(s))y(s)ds \right) \\ &= \int_0^t \delta_{t_k} A(\mathbf{X}(s))ds + B(\mathbf{X}(t_k))y(t_k^-) - B(\mathbf{X}(t_k))y(t_k^+) + \int_0^t \delta_{t_k} (B(\mathbf{X}(s))y(s)) ds \\ &= \int_0^t (\mathbf{D}A(\mathbf{X}(s)) + \mathbf{D}B(\mathbf{X}(s))y(s)) \delta_{t_k} \mathbf{X}(s)ds + B(\mathbf{X}(t_k))(y(t_k^-) - y(t_k^+)) + \int_0^t B(\mathbf{X}(s))\delta_{t_k} y(s)ds. \end{aligned}$$

We can express this as an ordinary differential equation with a jump discontinuity:

$$\begin{cases} (\delta_{t_k} \mathbf{X})'(t) = (\mathbf{D}A(\mathbf{X}(t)) + \mathbf{D}B(\mathbf{X}(t))y(t)) \delta_{t_k} \mathbf{X}(t) + B(\mathbf{X}(t))\delta_{t_k} y(t), & t \in [0, T] \\ \delta_{t_k} \mathbf{X}(0) = 0, \\ \delta_{t_k} \mathbf{X}(t_k^+) = \delta_{t_k} \mathbf{X}(t_k^-) + B(\mathbf{X}(t_k))(y(t_k^-) - y(t_k^+)). \end{cases}$$

But since $\delta_{t_k} \mathbf{X}(t) = 0$ for $t < t_k$, we can simplify this system to:

$$\begin{cases} (\delta_{t_k} \mathbf{X})'(t) = (\mathbf{D}A(\mathbf{X}(t)) + \mathbf{D}B(\mathbf{X}(t))y(t)) \delta_{t_k} \mathbf{X}(t) + B(\mathbf{X}(t))\delta_{t_k} y(t), & t \in [t_k, T] \\ \delta_{t_k} \mathbf{X}(t_k^+) = B(\mathbf{X}(t_k))(y(t_k^-) - y(t_k^+)) \end{cases} \quad (17)$$

where $\delta_{t_k} y(t) := \lim_{\varepsilon \rightarrow 0} (y_\varepsilon(t) - y(t))/\varepsilon$.

Following the same lines we consider now $y_\varepsilon(t)$ as the solution to

$$\begin{cases} y'_\varepsilon(t) = a(y_\varepsilon(t)), & t \in [0, T] \\ y_\varepsilon(t_i^+) = b(y_\varepsilon(t_i^-), c_i), & i \neq k, \\ y_\varepsilon(\tilde{t}_k^+) = b(y_\varepsilon(\tilde{t}_k^-), c_k + \varepsilon). \end{cases}$$

In this case, for $t > t_k$ we have

$$\begin{aligned} \delta_{c_k} \mathbf{X}(t) &= \int_0^t \delta_{c_k} A(\mathbf{X}(s)) + \delta_{c_k} B(\mathbf{X}(s))y(s) + B(\mathbf{X}(s))\delta_{c_k} y(s) ds \\ &= \int_0^t (\mathbf{D}A(\mathbf{X}(s)) + \mathbf{D}B(\mathbf{X}(s))y(s)) \delta_{c_k} \mathbf{X}(s) + B(\mathbf{X}(s))\delta_{c_k} y(s) ds. \end{aligned}$$

Since $\delta_{c_k} \mathbf{X}(t) = 0$ for $t < t_k$, we can express this as the following ordinary differential equation:

$$\begin{cases} (\delta_{c_k} \mathbf{X})'(t) = (\mathbf{D}A(\mathbf{X}(t)) + \mathbf{D}B(\mathbf{X}(t))y(t)) \delta_{c_k} \mathbf{X}(t) + B(\mathbf{X}(t)) \delta_{c_k} y(t), & t \in [t_k, T] \\ \delta_{c_k} \mathbf{X}(t_k^+) = 0. \end{cases} \quad (18)$$

with, again, $\delta_{c_k} y(t) := \lim_{\varepsilon \rightarrow 0} (y_\varepsilon(t) - y(t))/\varepsilon$.

In problem (\mathcal{P}) , the functional we want to minimize is $J(u) = \int_0^T I_H(t) dt$. Since $I_H(t)$ is continuous we have that

$$\delta_{t_k} J(u) = \int_0^T \delta_{t_k} I_H(t) dt,$$

we also have that $\delta_{c_k} J(u) = \int_0^T \delta_{c_k} I_H(t) dt$. Hereafter we use expressions (17) and (18) in order to compute $\delta_{t_k} J$ and $\delta_{c_k} J$ for systems (SIT) and (WB') .

D.1 Sterile Insect Technique

We consider system (SIT) . The variable satisfying a differential equation with a jump discontinuity is $M_S(t)$. Therefore, considering $\mathbf{X}(t) = (S_H(t), E_H(t), I_H(t), S_M(t), E_M(t), I_M(t))$ and $y(t) = M_S(t)$ we find that $\delta_{t_k} J = \int_{t_k}^T (\delta_{t_k} \mathbf{X}(t))_3 dt$ and $\delta_{c_k} J = \int_{t_k}^T (\delta_{c_k} \mathbf{X}(t))_3 dt$ where $\delta_{t_k} \mathbf{X}(t)$ and $\delta_{c_k} \mathbf{X}(t)$ are defined by equations (17) and (18) respectively and the subscript stands for the third component of the vector. There are nonetheless two more terms to compute, $\delta_{t_k} M_S(t)$ and $\delta_{c_k} M_S(t)$. In the case of the Sterile Insect Technique we have a closed expression for $M_S(t)$, see equation (9), therefore the computation of the variation of J with respect to t_k and c_k is straightforward. We have

$$\delta_{t_k} M_S(t) = \begin{cases} 0, & t \in [0, t_k] \\ d_S c_k e^{-d_S(t-t_k)} & t \in (t_k, T], \end{cases} \quad (19)$$

and

$$\delta_{c_k} M_S(t) = \begin{cases} 0, & t \in [0, t_k] \\ e^{-d_S(t-t_k)} & t \in (t_k, T]. \end{cases} \quad (20)$$

D.2 Wolbachia method

In the case of the use of *Wolbachia* (system (WB')) the variable satisfying a differential equation with a jump discontinuity is the proportion of *Wolbachia* infected mosquitoes, $p(t)$. We consider now $\mathbf{X}(t) = (S_H(t), E_H(t), I_H(t), E_M(t), I_M(t), E_W(t), I_W(t))$ and $y(t) = p(t)$. Once more, $\delta_{t_k} J = \int_{t_k}^T (\delta_{t_k} \mathbf{X}(t))_3 dt$ and $\delta_{c_k} J = \int_{t_k}^T (\delta_{c_k} \mathbf{X}(t))_3 dt$. Since the expressions of $\delta_{t_k} p(t)$ and $\delta_{c_k} p(t)$ are significantly harder to find than in the sterile insect case we compute them in the following propositions.

Proposition 2. *Let p solve*

$$\begin{cases} p'(t) = f(p(t)) + \sum_{i=1}^n c_i \delta(t - t_i) g(p(t)), & t \in [0, T] \\ p(0) = p_0. \end{cases}$$

with $p(t_i^+) \neq \theta$ for all $i = 1, \dots, n$. Let c_i be fixed for all $i = 1, \dots, n$ and let $p_\varepsilon(t)$ solve

$$\begin{cases} p'_\varepsilon(t) = f(p_\varepsilon(t)) + \sum_{\substack{i=1 \\ i \neq k}}^n c_i \delta(t - t_i) g(p_\varepsilon(t)) + c_k \delta(t - (t_k + \varepsilon)) g(p_\varepsilon(t)), \\ p_\varepsilon(0) = p_0. \end{cases}$$

Then, the variation of $p(t)$ with respect to t_k , $\delta_{t_k} p(t) := \lim_{\varepsilon \rightarrow 0} \frac{p_\varepsilon(T) - p(T)}{\varepsilon}$, is

$$\delta_{t_k} p(t) = \begin{cases} 0, & t \in [0, t_k] \\ \frac{f(p(t_k^-))g(p(t_k^+)) - f(p(t_k^+))g(p(t_k^-))}{g(p(t_k^-))} \frac{f(p(t))}{f(p(t_k^+))} \prod_{j=k+1}^i \frac{g(p(t_j^+))}{g(p(t_j^-))} \frac{f(p(t_j^-))}{f(p(t_{j-1}^+))}, & t \in (t_i, t_{i+1}], k \leq i \leq n. \end{cases} \quad (21)$$

Proof. We begin considering $t \in [t_i, t_{i+1}]$. In each one of these intervals we have that $p'(t) = f(p(t))$. Since f is bistable, $f(p) < 0$ in $(0, \theta)$ and $f(p) > 0$ in $(\theta, 1)$. Therefore, since we assumed $p(t_i^+) \neq \theta$ for all $i = 1, \dots, n$, $p(t)$ is injective in $[t_i, t_{i+1}]$, and we can write

$$\int_{p(t_i^+)}^{p(t)} \frac{dq}{f(q)} = t - t_i.$$

We define F to be the antiderivative of $1/f$ vanishing at $p(t_i^+)$, that is $F(p) := \int_{p(t_i^+)}^p \frac{dq}{f(q)}$, thus we obtain the relationship

$$F(p(t)) - F(p(t_i^+)) = t - t_i. \quad (22)$$

We remark that $p(t) = p_\varepsilon(t)$ for all $t \in [0, t_k]$. Therefore in that interval $\delta_{t_k} p(t) = 0$. Hence, we can restrict ourselves to the case $k \leq i \leq n$. Differentiating implicitly this equation, we get

$$\frac{1}{f(p(t))} \delta_{t_k} p(t) - \frac{1}{f(p(t_i^+))} \delta_{t_k} p(t_i^+) = 0$$

and thus

$$\delta_{t_k} p(t) = \frac{f(p(t))}{f(p(t_i^+))} \delta_{t_k} p(t_i^+).$$

To compute $\delta_{t_k} p(t_i^+)$ we use that $p(t_i^+) = G^{-1}(G(p(t_i^-)) + c_i)$, therefore

$$\delta_{t_k} p(t_i^+) = (G^{-1})'(G(p(t_i^-)) + c_i) G'(p(t_i^-)) \delta_{t_k} p(t_i^-) = \frac{g(p(t_i^-))}{g(p(t_i^+))} \delta_{t_k} p(t_i^-)$$

where we used the inverse function theorem to write $(G^{-1})' = 1/(G' \circ G^{-1})$. Analogously to equation (22) we find that $F(p(t_i^-)) - F(p(t_{i-1}^+)) = t - t_{i-1}$, so $\delta_{t_k} p(t_i^-) = \frac{f(p(t_i^-))}{f(p(t_{i-1}^+))} \delta_{t_k} p(t_{i-1}^+)$. We can repeat this process iteratively until we get to $F(p(t_{k+1}^-)) - F(p(t_k^+)) = t - t_k$, then

$$\frac{1}{f(p(t_{k+1}^-))} \delta_{t_k} p(t_{k+1}^-) = -1 + \frac{1}{f(p(t_k^+))} \delta_{t_k} p(t_k^+) = -1 + \frac{1}{f(p(t_k^+))} \frac{g(p(t_k^+))}{g(p(t_k^-))} \delta_{t_k} p(t_k^-)$$

and $\delta_{t_k} p(t_k^-) = \delta_{t_k} \int_{t_{k-1}}^{t_k} (f(p(t))) dt = f(p(t_k^-))$ from which we can deduce the final expression. \square

Note that in the expression of $\delta_{t_k} p(t)$ we are using the convention that if the productory subscript is bigger than the superscript, then its equal to 1.

Proposition 3. *Let p solve*

$$\begin{cases} p'(t) = f(p(t)) + \sum_{i=1}^n c_i \delta(t - t_i) g(p(t)), & t \in [0, T] \\ p(0) = p_0. \end{cases}$$

with $p(t_i^+) \neq \theta$ for all $i = 1, \dots, n$. Let t_i be fixed for all $i = 1, \dots, n$ and let $p_\varepsilon(t)$ solve

$$\begin{cases} p'_\varepsilon(t) = f(p_\varepsilon(t)) + \sum_{\substack{i=1 \\ i \neq k}}^n c_i \delta(t - t_i) g(p_\varepsilon(t)) + (c_k + \varepsilon) \delta(t - t_k) g(p_\varepsilon(t)), \\ p_\varepsilon(0) = p_0. \end{cases}$$

Then, the variation of $p(t)$ with respect to c_k , $\delta_{c_k} p(t) := \lim_{\varepsilon \rightarrow 0} \frac{p_\varepsilon(t) - p(t)}{\varepsilon}$, is

$$\delta_{c_k} p(t) = \begin{cases} 0, & t \in [0, t_k] \\ g(p(t_k^+)) \frac{f(p(t))}{f(p(t_i^+))} \prod_{j=k+1}^i \frac{g(p(t_j^+))}{g(p(t_j^-))} \frac{f(p(t_j^-))}{f(p(t_{j-1}^+))}, & t \in (t_i, t_{i+1}], k \leq i \leq n. \end{cases} \quad (23)$$

Proof. Following a very similar process to the one carried out in the proof of Proposition 2, we obtain $\delta_{c_k} p(t) = \frac{f(p(t))}{f(p(t_i^+))} \delta_{c_k} p(t_i^+)$. In problem (P), the c_i must satisfy the constraint $\sum_{i=1}^n c_i = C$, but we are not dealing with this constraint for the moment, therefore $\delta_{c_k} c_i = \delta_{ki}$, where δ_{ki} is the Kronecker's delta. We compute $\delta_{c_k} p(t_i^+)$, obtaining

$$\begin{aligned} \delta_{c_k} p(t_i^+) &= (G^{-1})'(G(p(t_i^-)) + c_i) (G'(p(t_i^-)) \delta_{c_k} p(t_i^-) + \delta_{ki}) \\ &= \frac{g(p(t_i^+))}{g(p(t_i^-))} \delta_{c_k} p(t_i^-) + \delta_{ki} g(p(t_i^+)). \end{aligned}$$

Following the same lines of the proof of Proposition 2, from equation (22) applied in the interval $[t_{i-1}, t_i]$, differentiating implicitly we obtain $\delta_{c_k} p(t_i^-) = \frac{f(p(t_i^-))}{f(p(t_{i-1}^+))} \delta_{c_k} p(t_{i-1}^+)$. Finally, iterating the process until the interval $[t_k, t_{k+1}]$ and rearranging the terms we obtain the result. \square

E Numerics: an augmented Lagrangian algorithm

In this section, we explain and detail further the numerical method used for obtaining the results. We implemented a gradient descent to optimize the times of the releases, t_i . At each step, the coefficients $(c_i)_{1 \leq i \leq n}$ being given, the control function was updated according to

$$u_{k+1} = \Pi_{\mathcal{T}} (u_k - \varepsilon_t \nabla_t J(u_k)), \text{ where } \nabla_t J(u) = (\delta_{t_1} J(u), \dots, \delta_{t_n} J(u))$$

and where $\Pi_{\mathcal{T}}$ denotes the projection onto the set of controls

$$\left\{ \sum_{i=1}^n c_i \delta(t - t_i), 0 \leq t_1 \leq \dots \leq t_n \right\}.$$

Here, $J(u) = \int_0^T I_H(t) dt$. The values of $\delta_{t_i} J(u)$ for $i = 1, \dots, n$ have been computed in Proposition 2 (see Appendix D).

Starting from a random initial condition we optimize the time of the releases, t_i , until a certain level of functional flatness is attained. Then we optimize the c_i , that is, the amount of mosquitoes released at each t_i .

The costs, c_i , have been optimized using an augmented Lagrangian algorithm, which comes to consider the following functional

$$L(u, \lambda) = \int_0^T I_H(t) dt + \lambda \left(\sum_{i=1}^n c_i - C \right) + \frac{\rho}{2} \left(\sum_{i=1}^n c_i - C \right)^2.$$

The second term is added in order to take into account the constraint $\sum_{i=1}^n c_i = C$. The real number λ is the Lagrange multiplier associated this constraint, which has to be find numerically at the same time than u . The augmented Lagrangian method transforms the constrained minimization problem into an unconstrained one, similarly to the Uzawa algorithm. The new functional has to be minimized with respect to u , and maximized with respect to λ . The solution to the problem is hence searched as a saddle point of L . The addition of the third term can be seen as a convexification of the dual problem. The addition of the squared term to the Lagrangian accelerates the convergence whenever ρ is chosen carefully.

In order to find the saddle point of L we take one step at a time, minimizing with respect to u and maximizing then it with respect to λ , following the scheme:

$$\begin{aligned} u_{k+1} &= u_k - \varepsilon_c (\nabla_c J(u_k) + \lambda_k + \rho (\sum_{i=1}^n c_i - C)), \\ \lambda_{k+1} &= \max(\lambda_k + \rho (\sum_{i=1}^n c_i - C), 0). \end{aligned}$$

Where $\nabla_c J(u)$ is the gradient of the functional $J(u)$ with respect to the costs, analogous to $\nabla_t J(u)$. The components of $\nabla_c J(u)$ have been computed in Proposition 3 (see Appendix D). Additional explanations regarding *augmented Lagrangian type algorithms* can be found in [15].

In order to picture better the algorithm implemented we provide in figure 6 an example of history of two key quantities along the iterations of the algorithm, namely $J(u) = \int_0^T I_H(t) dt$ and $\sum_i c_i - C$

during a simulation. We take as an example the simulation for the sterile insect technique with 20 releases and $C = 7.5 \cdot 10^7$. The value of J falls sharply at the beginning as the times of the releases, $(t_i)_{1 \leq i \leq n}$, move from their initial random positions. The oscillations observed later correspond to the first time we optimize the weights, $(c_i)_{1 \leq i \leq n}$. Since we are looking for a saddle point of L there are iterations where the value of J actually increases. Then it starts a slow convergence to the final state where the values of $(t_i)_{1 \leq i \leq n}$ and $(c_i)_{1 \leq i \leq n}$ are refined. The simulation stops when a certain level of functional flatness is attained. In Figure 6, on the right the x-axis presents less iterations since we only show the iterations on the weights. At first this quantity oscillates until the value of L stabilizes. Since we alternate the optimization of the times and the weights, whenever the times are adjusted, new oscillations appear as the weights, $(c_i)_{1 \leq i \leq n}$, adjust to the new $(t_i)_{1 \leq i \leq n}$ values. As expected, in the long run $\sum_i c_i - C$ stabilizes around 0, so the constraint $\sum_i c_i = C$ is respected.

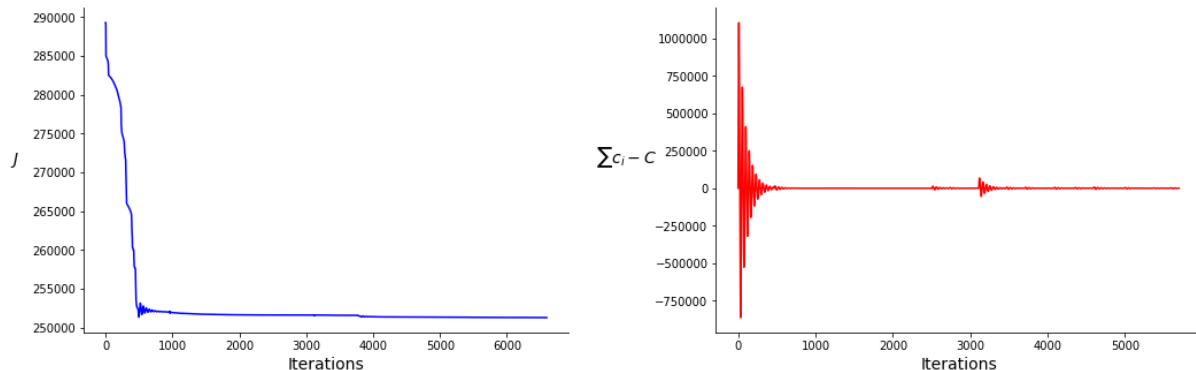


Figure 6: Evolution of the functional $J(u)$ and $\sum c_i - C$ during the sterile insect simulation for 20 releases and $C = 7.5 \cdot 10^7$.

Acknowledgement



This project has received funding from the European Union’s Horizon 2020 research and innovation programme under the Marie Skłodowska-Curie grant agreement No 754362.

Also the support of Programa Pessoa 2020 (44567YH-5460). C. Rebelo has been supported by FCT projects UIDB/04621/2020 and UIDP/04621/2020 of CEMAT at FC-Universidade de Lisboa.

The first three authors were partially supported by the Project “Analysis and simulation of optimal shapes - application to lifesciences” of the Paris City Hall.

The third author were partially supported by the ANR Projects Shape Optimization - “SHAPO” and “TRECOS”.

References

- [1] L. Almeida, J. Bellver-Arnau, M. Duprez, and Y. Privat. Minimal cost-time strategies for mosquito population replacement. *Radon Series on Computational and Applied Mathematics*, 2020.
- [2] L. Almeida, J. Bellver Arnau, and Y. Privat. Optimal releasing strategies for mosquito population replacement. *Preprint*.
- [3] L. Almeida, M. Duprez, Y. Privat, and N. Vauchelet. Mosquito population control strategies for fighting against arboviruses. *Math. Biosci. Eng.*, 16(6):6274–6297, 2019.
- [4] L. Almeida, M. Duprez, Y. Privat, and N. Vauchelet. Optimal control strategies for the sterile mosquitoes technique. *J. Differential Equations*, 311:229–266, 2022.
- [5] L. Almeida, Y. Privat, M. Strugarek, and N. Vauchelet. Optimal releases for population replacement strategies: application to *wolbachia*. *SIAM J. Math. Anal.*, 51(4):3170–3194, 2019.

- [6] R. Bellini, A. Medici, A. Puggioli, F. Balestrino, and M. Carrieri. Pilot field trials with *Aedes albopictus* irradiated sterile males in Italian urban areas. *J Med Entomol*, 50(2):317–325, Mar 2013.
- [7] G. Bian, Y. Xu, P. Lu, Y. Xie, and Z. Xi. The endosymbiotic bacterium *Wolbachia* induces resistance to dengue virus in *Aedes aegypti*. *PLoS Pathog*, 6(4):e1000833, Apr 2010.
- [8] P.-A. Bliman, D. Cardona-Salgado, Y. Dumont, and O. Vasilieva. Implementation of control strategies for sterile insect techniques. *Mathematical biosciences*, 314:43–60, 2019.
- [9] M. Chan and M. A. Johansson. The incubation periods of Dengue viruses. *PLoS One*, 7(11):e50972, 2012.
- [10] T. Chouin-Carneiro, T. H. Ant, C. Herd, F. Louis, A. B. Failloux, and S. P. Sinkins. *Wolbachia* strain wAlbA blocks Zika virus transmission in *Aedes aegypti*. *Med Vet Entomol*, 34(1):116–119, 03 2020.
- [11] A. Fonda. Uniformly persistent semidynamical systems. *Proc. Amer. Math. Soc.*, 104(1):111–116, 1988.
- [12] A. F. Harris, A. R. McKemey, D. Nimmo, Z. Curtis, I. Black, S. A. Morgan, M. N. Oviedo, R. Lacroix, N. Naish, N. I. Morrison, A. Collado, J. Stevenson, S. Scaife, T. Dafa’alla, G. Fu, C. Phillips, A. Miles, N. Raduan, N. Kelly, C. Beech, C. A. Donnelly, W. D. Petrie, and L. Alphey. Successful suppression of a field mosquito population by sustained release of engineered male mosquitoes. *Nat Biotechnol*, 30(9):828–830, Sep 2012.
- [13] H. Hughes and N. F. Britton. Modelling the use of *wolbachia* to control dengue fever transmission. *Bull. Math. Biol.*, 75(5):796–818, 2013.
- [14] C. Indriani, W. Tantowijoyo, E. Rancès, B. Andari, E. Prabowo, D. Yusdi, M. R. Ansari, D. S. Wardana, E. Supriyati, I. Nurhayati, I. Ernesia, S. Setyawan, I. Fitriana, E. Arguni, Y. Amelia, R. A. Ahmad, N. P. Jewell, S. M. Dufault, P. A. Ryan, B. R. Green, T. F. McAdam, S. L. O’Neill, S. K. Tanamas, C. P. Simmons, K. L. Anders, and A. Utarini. Reduced dengue incidence following deployments of *Wolbachia*-infected *Aedes aegypti* in Yogyakarta, Indonesia: a quasi-experimental trial using controlled interrupted time series analysis. *Gates Open Res*, 4:50, 2020.
- [15] K. Ito and K. Kunisch. *Lagrange multiplier approach to variational problems and applications*, volume 15 of *Advances in Design and Control*. Society for Industrial and Applied Mathematics (SIAM), Philadelphia, PA, 2008.
- [16] L. A. Moreira, I. Iturbe-Ormaetxe, J. A. Jeffery, G. Lu, A. T. Pyke, L. M. Hedges, B. C. Rocha, S. Hall-Mendelin, A. Day, M. Riegler, et al. A *wolbachia* symbiont in *aedes aegypti* limits infection with dengue, chikungunya, and plasmodium. *Cell*, 139(7):1268–1278, 2009.
- [17] M. Z. Ndi, R. I. Hickson, D. Allingham, and G. N. Mercer. Modelling the transmission dynamics of dengue in the presence of *wolbachia*. *Math. Biosci.*, 262:157–166, 2015.
- [18] M. Nedeljkov and M. Oberguggenberger. Ordinary differential equations with delta function terms. *Publ. Inst. Math. (Beograd) (N.S.)*, 91(105):125–135, 2012.
- [19] C. F. Oliva, M. Jacquet, J. Gilles, G. Lemperiere, P. O. Maquart, S. Quilici, F. Schooneman, M. J. Vreysen, and S. Boyer. The sterile insect technique for controlling populations of *Aedes albopictus* (Diptera: Culicidae) on Reunion Island: mating vigour of sterilized males. *PLoS One*, 7(11):e49414, 2012.
- [20] S. L. O’Neill, P. A. f, A. P. Turley, G. Wilson, K. Retzki, I. Iturbe-Ormaetxe, Y. Dong, N. Kenny, C. J. Paton, S. A. Ritchie, J. Brown-Kenyon, D. Stanford, N. Wittmeier, N. P. Jewell, S. K. Tanamas, K. L. Anders, and C. P. Simmons. Scaled deployment of *Wolbachia* to protect the community from dengue and other *Aedes* transmitted arboviruses. *Gates Open Res*, 2:36, 2018.
- [21] S. Ong. *Wolbachia* goes to work in the war on mosquitoes. *Nature*, 598:32–34, 2021.
- [22] W. H. Organization. Vector-borne diseases. <https://www.who.int/en/news-room/fact-sheets/detail/vector-borne-diseases>, Accessed 09 July 2021.

- [23] P. A. Ryan, A. P. Turley, G. Wilson, T. P. Hurst, K. Retzki, J. Brown-Kenyon, L. Hodgson, N. Kenny, H. Cook, B. L. Montgomery, C. J. Paton, S. A. Ritchie, A. A. Hoffmann, N. P. Jewell, S. K. Tanamas, K. L. Anders, C. P. Simmons, and S. L. O'Neill. Establishment of wMel Wolbachia in *Aedes aegypti* mosquitoes and reduction of local dengue transmission in Cairns and surrounding locations in northern Queensland, Australia. *Gates Open Res*, 3:1547, 2019.
- [24] D. D. Soma, H. Maïga, W. Mamai, N. S. Bimbile-Somda, N. Venter, A. B. Ali, H. Yamada, A. Diabaté, F. Fournet, G. A. Ouédraogo, R. S. Lees, R. K. Dabiré, and J. R. L. Gilles. Does mosquito mass-rearing produce an inferior mosquito? *Malar J*, 16(1):357, 09 2017.
- [25] M. Strugarek, H. Bossin, and Y. Dumont. On the use of the sterile insect release technique to reduce or eliminate mosquito populations. *Appl. Math. Model.*, 68:443–470, 2019.
- [26] W. Tantowijoyo, B. Andari, E. Arguni, N. Budiwati, I. Nurhayati, I. Fitriana, I. Ernesia, E. W. Daniwijaya, E. Supriyati, D. H. Yusciana, M. Victorius, D. S. Wardana, H. Ardiansyah, R. A. Ahmad, P. A. Ryan, C. P. Simmons, A. A. Hoffmann, E. Rancès, A. P. Turley, P. Johnson, A. Utarini, and S. L. O'Neill. Stable establishment of wMel Wolbachia in *Aedes aegypti* populations in Yogyakarta, Indonesia. *PLoS Negl Trop Dis*, 14(4):e0008157, 04 2020.
- [27] A. P. Turley, L. A. Moreira, S. L. O'Neill, and E. A. McGraw. Wolbachia infection reduces blood-feeding success in the dengue fever mosquito, *aedes aegypti*. *PLoS Neglected Tropical Diseases*, 3(9), 2009.
- [28] P. van den Driessche and J. Watmough. Reproduction numbers and sub-threshold endemic equilibria for compartmental models of disease transmission. *Math. Biosci.*, 180:29–48, 2002. John A. Jacquez memorial volume.
- [29] T. Walker, P. Johnson, L. Moreira, I. Iturbe-Ormaetxe, F. Frentiu, C. McMeniman, Y. S. Leong, Y. Dong, J. Axford, P. Kriesner, et al. The w mel wolbachia strain blocks dengue and invades caged *aedes aegypti* populations. *Nature*, 476(7361):450–453, 2011.
- [30] Y. H. Ye, A. M. Carrasco, F. D. Frentiu, S. F. Chenoweth, N. W. Beebe, A. F. van den Hurk, C. P. Simmons, S. L. O'Neill, and E. A. McGraw. Wolbachia Reduces the Transmission Potential of Dengue-Infected *Aedes aegypti*. *PLoS Negl Trop Dis*, 9(6):e0003894, 2015.
- [31] H. Zhang and R. Lui. Releasing Wolbachia-infected *Aedes aegypti* to prevent the spread of dengue virus: A mathematical study. *Infectious Disease Modelling*, 5:142–160, 2020.