



HAL
open science

Cyclin G, Developmental Stability and Transcriptional Control

Delphine Dardalhon-Cumenal, Camille A Dupont, Valérie Ribeiro, Neel B Randsholt, Frédérique Peronnet, Juliette Pouch, Stéphane Le Crom, Vincent Debat

► **To cite this version:**

Delphine Dardalhon-Cumenal, Camille A Dupont, Valérie Ribeiro, Neel B Randsholt, Frédérique Peronnet, et al.. Cyclin G, Developmental Stability and Transcriptional Control. Drosophilistes d'iles de France DIF, Jun 2014, Paris, France. <hal-03564706>

HAL Id: hal-03564706

<https://hal.science/hal-03564706v1>

Submitted on 10 Feb 2022

HAL is a multi-disciplinary open access archive for the deposit and dissemination of scientific research documents, whether they are published or not. The documents may come from teaching and research institutions in France or abroad, or from public or private research centers.

L'archive ouverte pluridisciplinaire **HAL**, est destinée au dépôt et à la diffusion de documents scientifiques de niveau recherche, publiés ou non, émanant des établissements d'enseignement et de recherche français ou étrangers, des laboratoires publics ou privés.



HAL Authorization

Delphine Dardalhon-Cuménal¹, Camille A. Dupont¹, Valérie Ribeiro¹, Neel B. Randsholt¹ and Frédérique Peronnet¹

Collaborations : Juliette Pouch², Stéphane Le Crom² and Vincent Debat³.

¹UMR7622 – Laboratoire de Biologie du Développement – Institut de Biologie Paris Seine, CNRS-UPMC, Paris

²Genomic Paris Centre, IBENS - Institut de Biologie Paris Seine, CNRS-UPMC, Paris

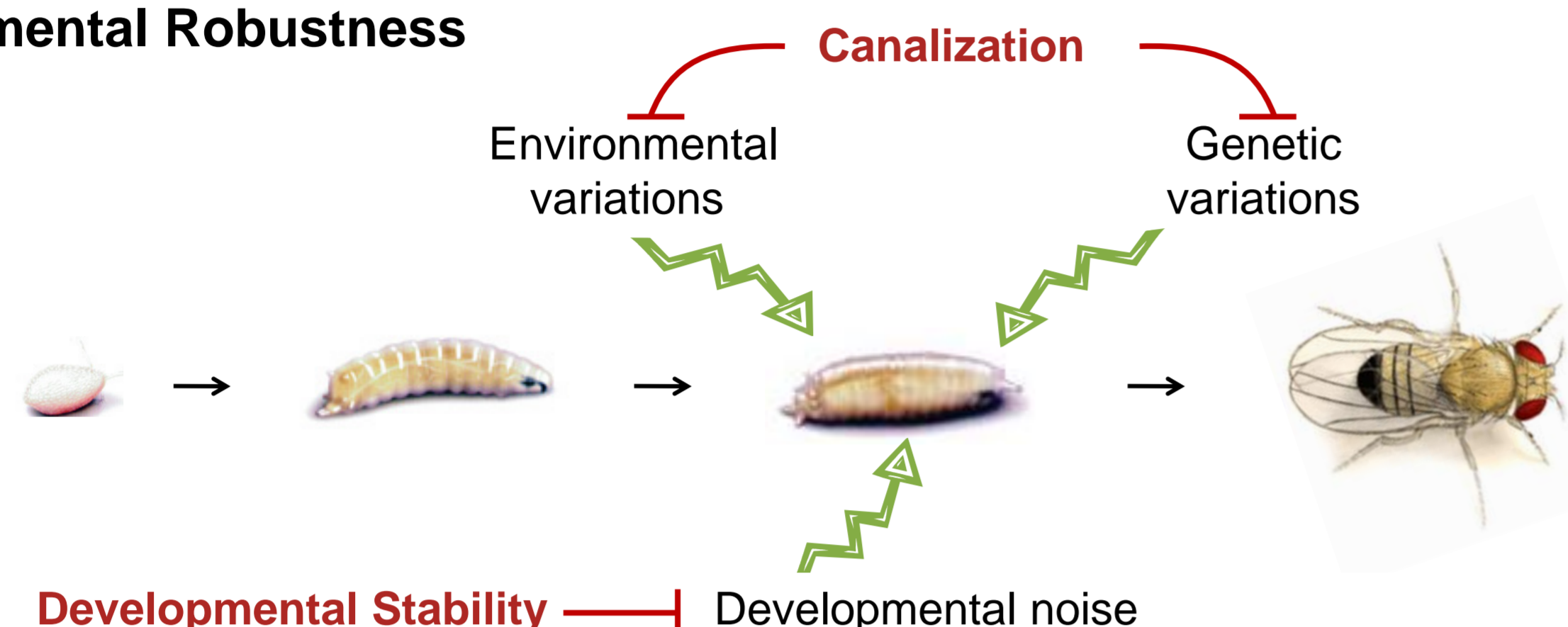
³OSEB, Museum National d'Histoire Naturelle, Paris

A central challenge in developmental and evolutionary biology is to understand how organisms cope with developmental noise, the stochastic variations of developmental processes. Nevertheless, **developmental stability**, the buffering of developmental noise, remains poorly understood. In bilaterians, developmental noise is estimated by **Fluctuating Asymmetry (FA)**, the random deviation from perfect symmetry within an isogenic population bred in a standardized environment. We recently reported that an individual gene, *Cyclin G* (*CycG*), encoding a cyclin involved in the regulation of transcription and in the cell cycle, plays a central role in developmental stability in *Drosophila* (Debat et al., 2011; Debat and Peronnet, 2013). Indeed, overexpression of *CycG* induces an unprecedented increase in developmental noise. Using *CycG* overexpression as a tool, we aim at highlighting gene networks underlying developmental stability.

Here, we investigate the role of *CycG* in transcription. Our data show that Cyclin G interacts with Polycomb and Trithorax factors as well as with components of the spliceosome. Furthermore, several mutations of both Polycomb/Trithorax members and components of the spliceosome increase *CycG*-induced developmental noise. Exploring the transcriptional targets of Cyclin G by RNA-seq, we have isolated a sub-network of 87 deregulated genes, mostly repressed by *CycG* overexpression, that is enriched in GO terms related to transcriptional activity. Such a sub-network might be involved in the control of developmental noise.

I - Developmental Stability and Fluctuating Asymmetry

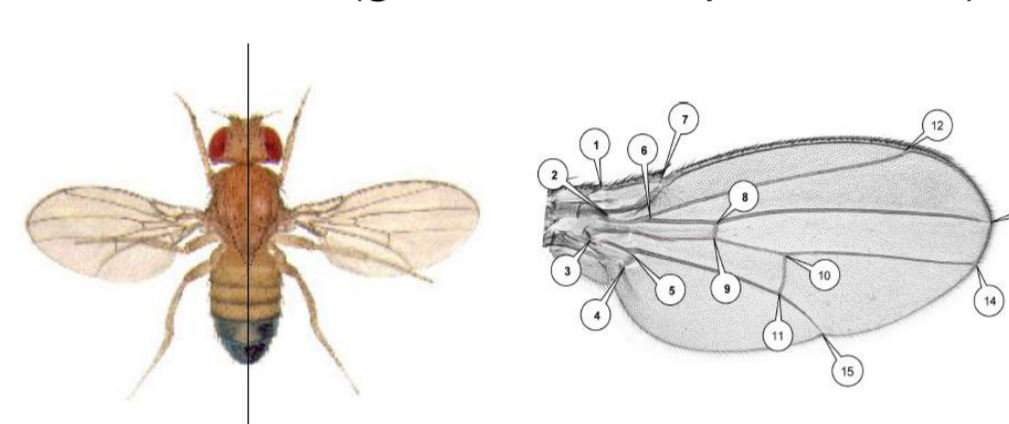
Developmental Robustness



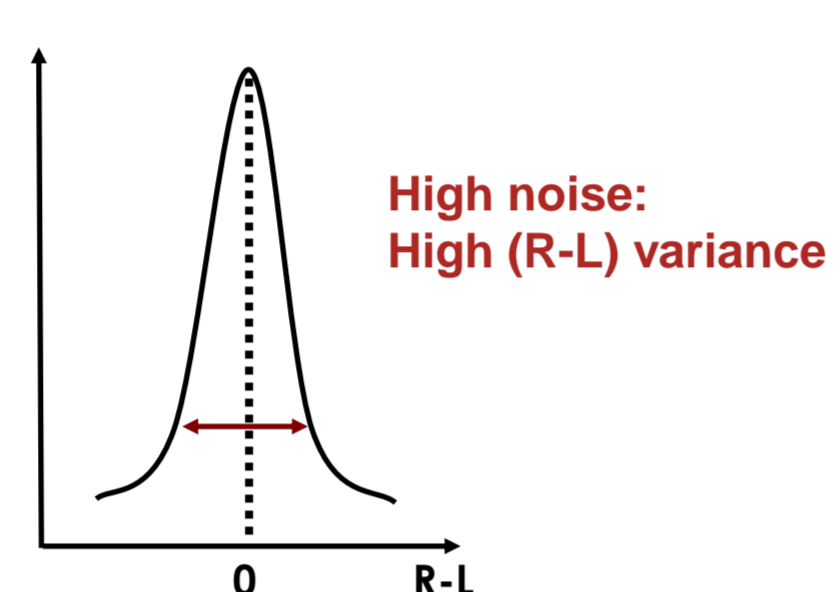
In bilaterians, developmental noise is assessed by **Fluctuating Asymmetry (FA)** in a population of isogenic flies raised in a standardized environment.

Measure of the centroid size of right (R) and left (L) wings using a set of 15 landmarks (geometric morphometrics)

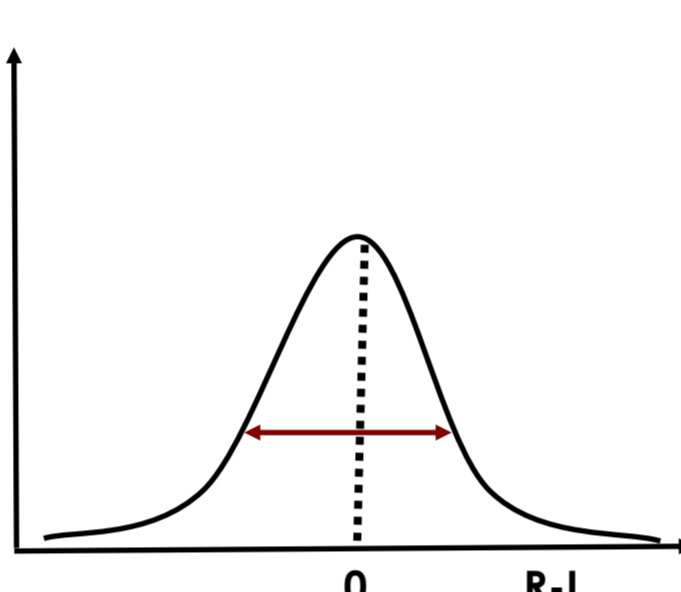
Distribution of (R-L) within a population



Low noise: Low (R-L) variance

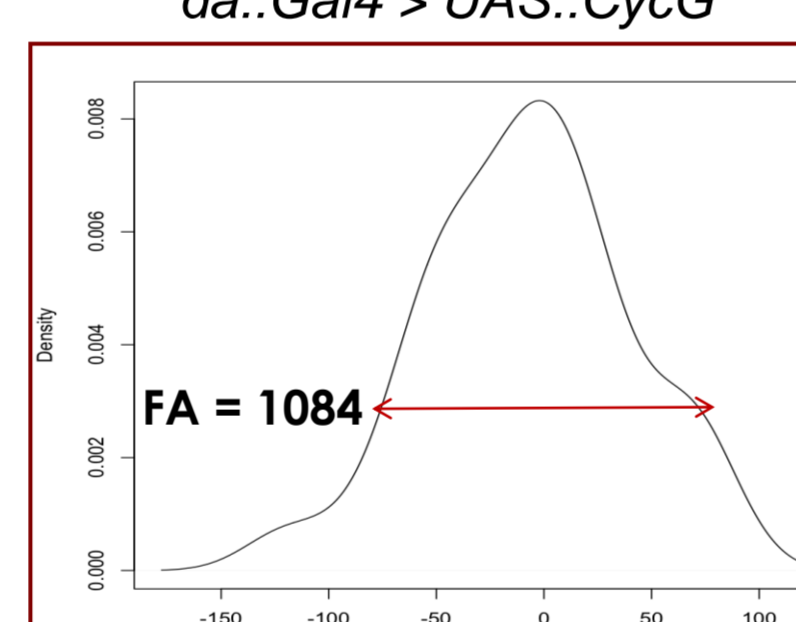
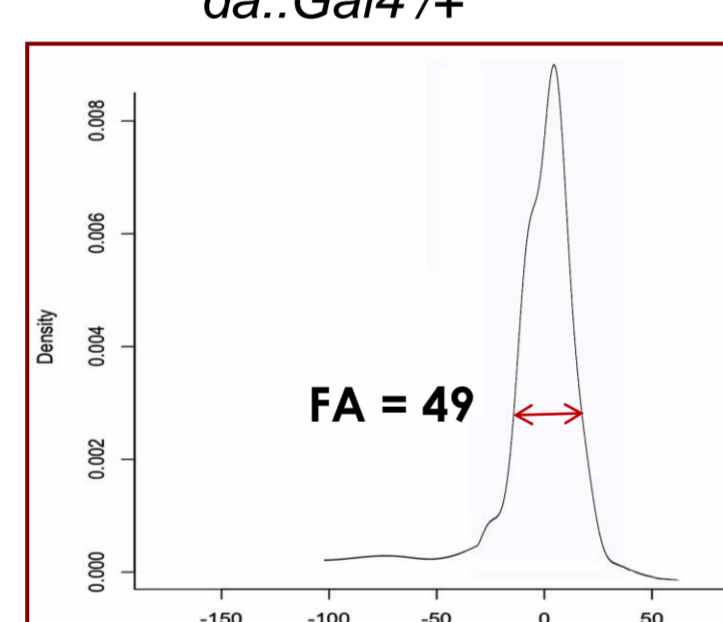
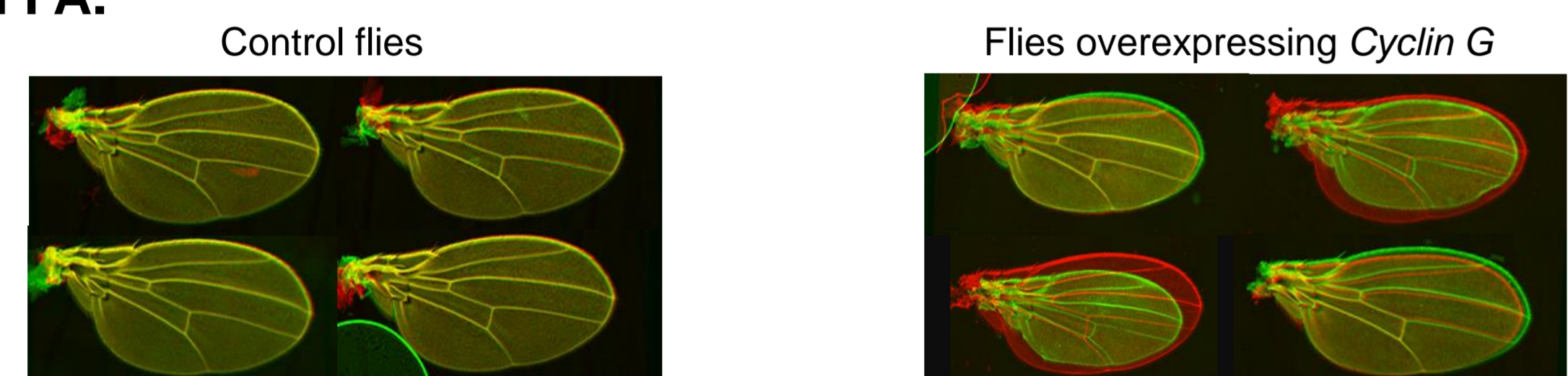


High noise: High (R-L) variance



II - Cyclin G overexpression increases developmental noise

Overexpression of *CycG* in isogenic flies raised in a standardized environment induces high FA.





X 22

(Debat et al. 2011; Debat and Peronnet, 2013)


III - Cyclin G interacts with Polycomb and Trithorax factors

1) Cyclin G behaves as a Polycomb gene in the regulation of homeotic genes.


Overexpression of *CycG* suppresses the *Contra-bithorax* phenotype of a *Polycomb* mutant. wing → haltere (Ubx ectopic expression)



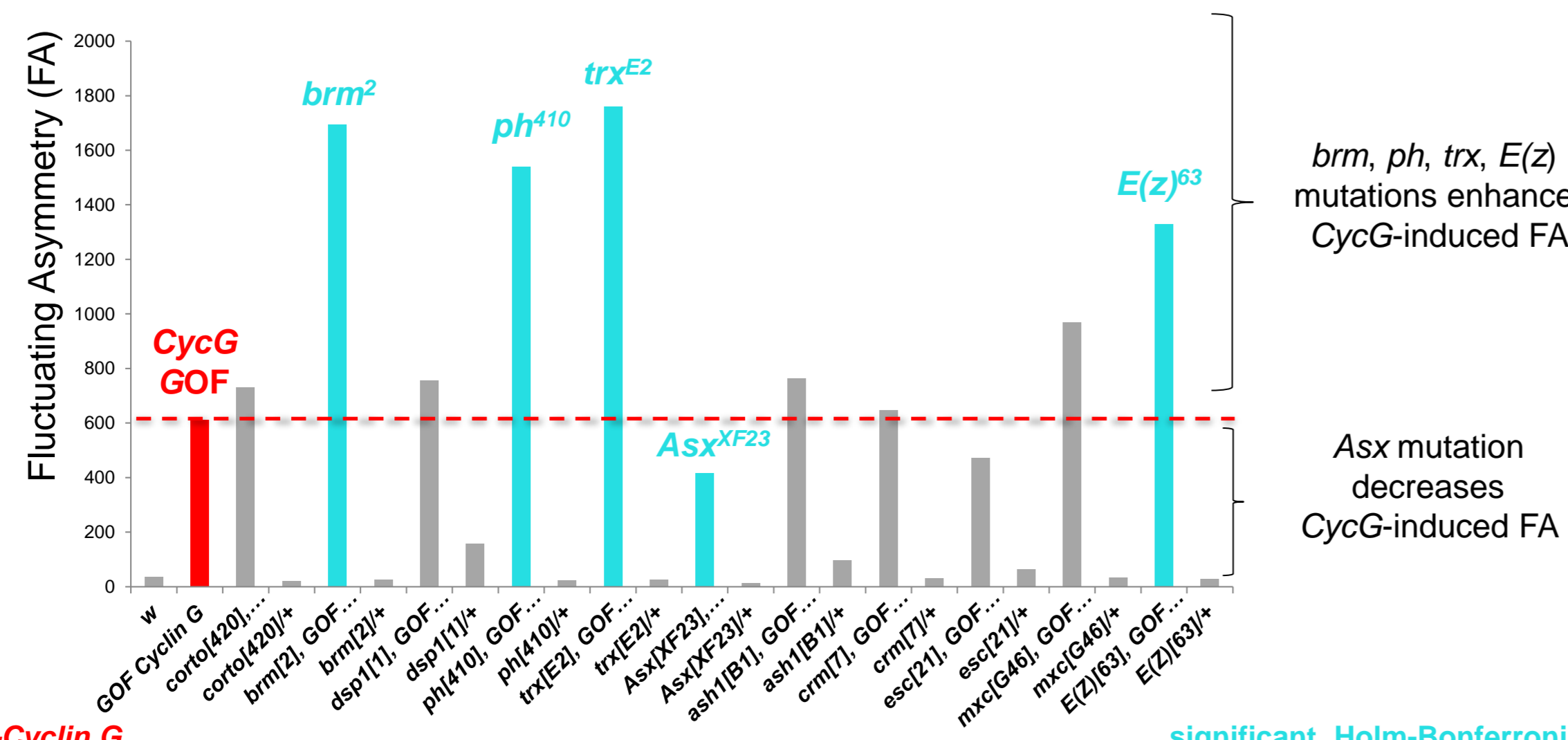
Overexpression of *CycG* enhances the A5 towards A4 transformation of a *trithorax* mutant.



2) Cyclin G directly interacts with two chromatin regulators of the Enhancers of Trithorax and Polycomb family (Corto, ASX).



3) Several mutations of Polycomb and Trithorax genes increase *CycG*-induced FA whereas an *Asx* mutation decreases it.



brm, *ph*, *trx*, *E(z)* mutations enhance *CycG*-induced FA

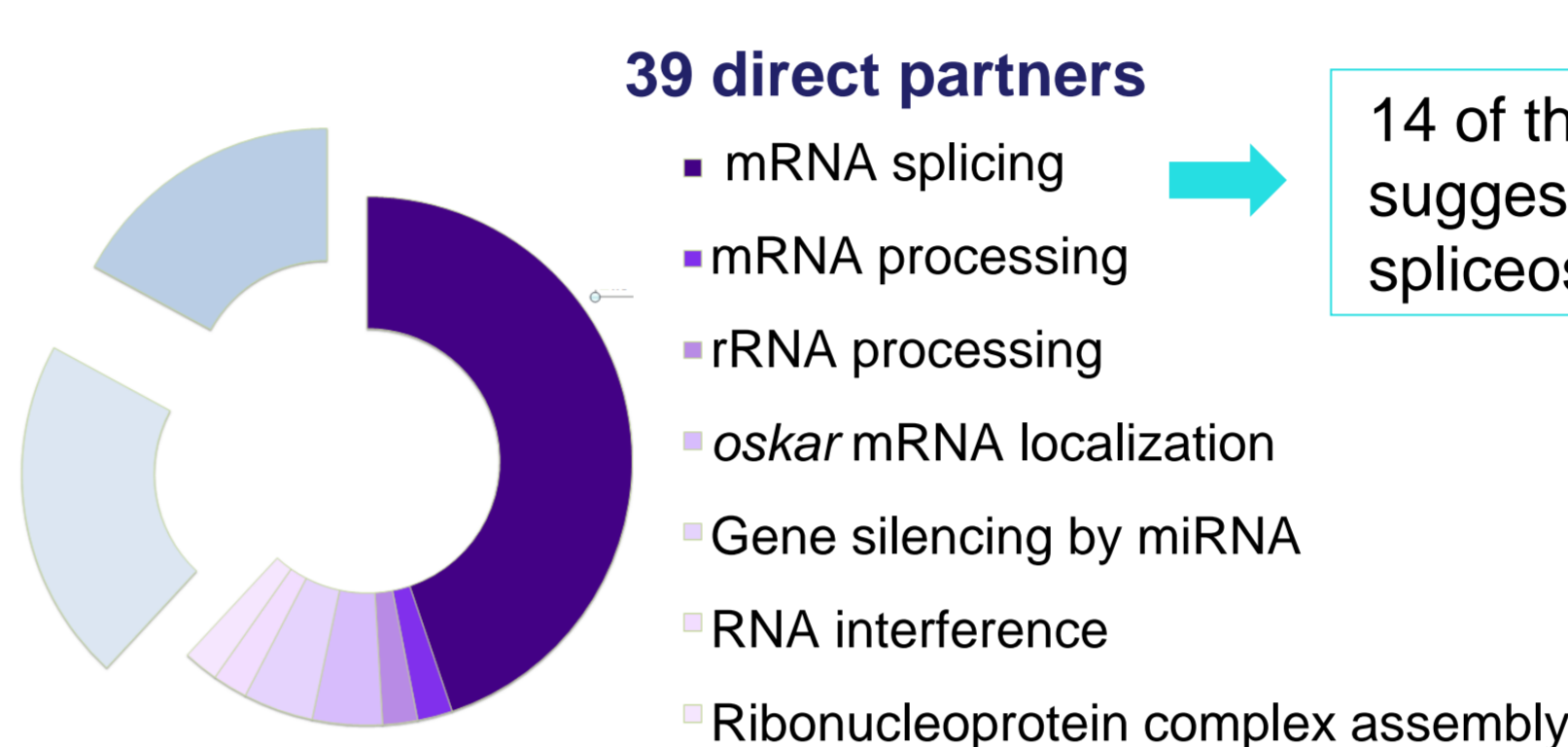
Asx mutation decreases *CycG*-induced FA

CycG GOF = *da::Gal4>UAS-Cyclin G*

significant, Holm-Bonferroni correction

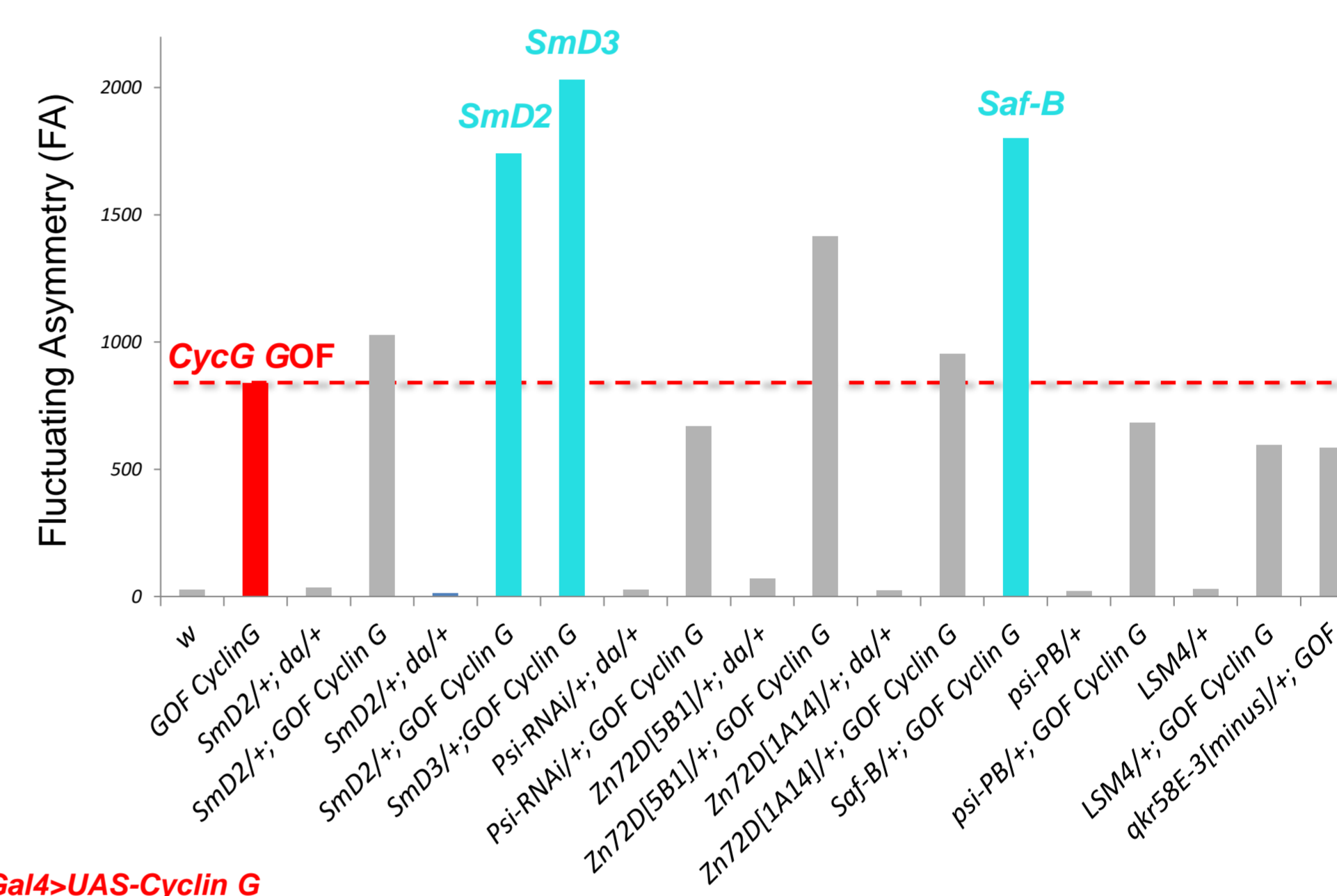
IV - Cyclin G interacts with components of the spliceosome

1) Direct partners of Cyclin G identified by pull-down and mass spectrometry (*Drosophila* Protein Interaction Map; *interfly.med.harvard.edu*)



14 of these partners are involved in mRNA splicing, suggesting that Cyclin G might interact with the spliceosome.

2) Several mutations of genes encoding components of the spliceosome increase *CycG*-induced FA.



CycG GOF = *da::Gal4>UAS-Cyclin G*

F test; p<0.05

V - Cyclin G has many transcriptional targets

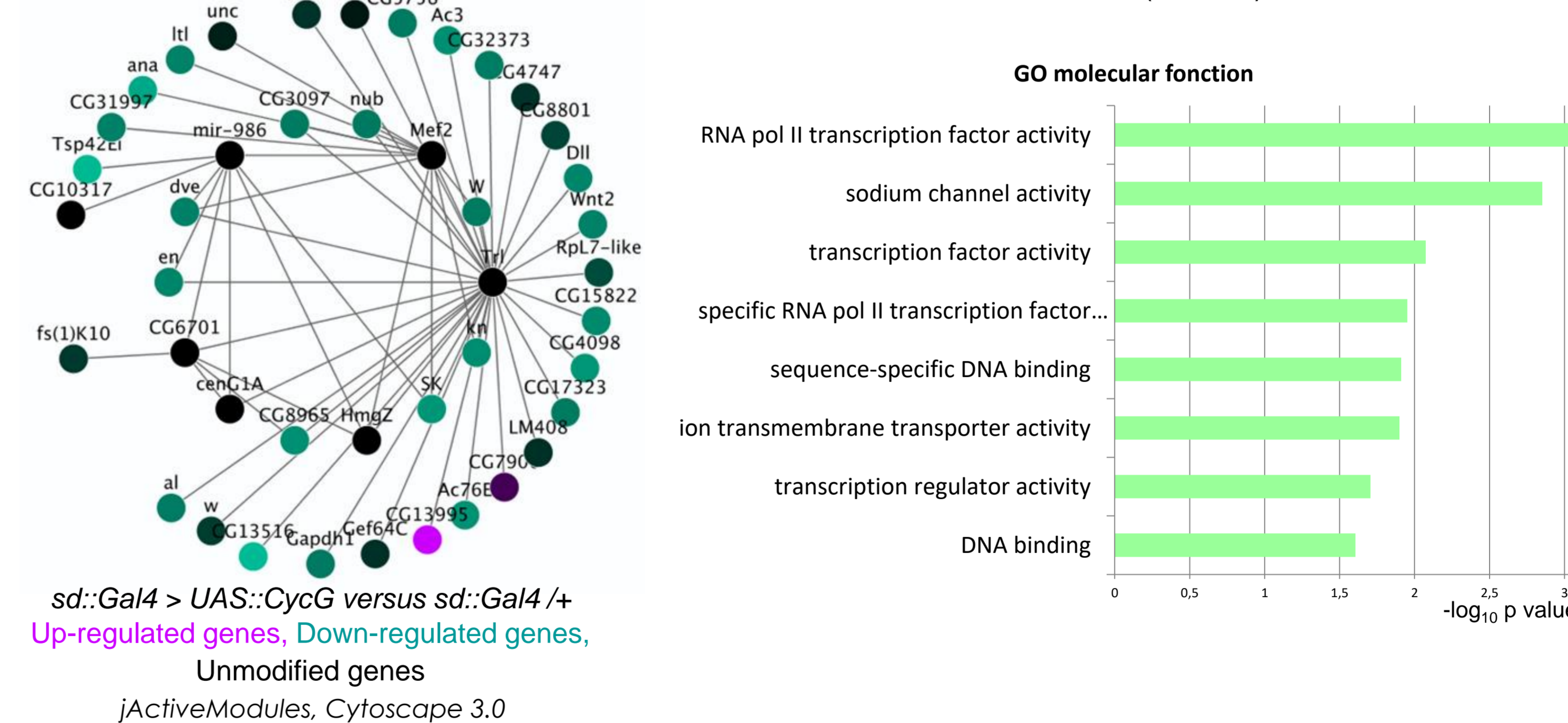
1) Cyclin G co-localizes at many sites with RNA Pol II, and with the active marks H3K4me3 and H3K36me3 on polytene chromosomes.



2) However, RNA-seq analysis of wing imaginal discs overexpressing *CycG* suggests that Cyclin G represses transcription of many genes; GO analysis of these genes shows an enrichment in terms related to transcriptional regulation.

Sub-network of 87 genes (Active module)

Gene ontology analysis of this sub-network (DAVID)



sd::Gal4 > UAS::CycG versus *sd::Gal4 +/-*
Up-regulated genes, Down-regulated genes, Unmodified genes
jActiveModules, Cytoscape 3.0

Ongoing projects

- ✓ Determine genome-wide binding sites of Cyclin G (Chip-Seq), to identify its direct transcriptional targets by correlation with RNA-seq.
- ✓ Analyze alternative transcripts in *CycG* overexpressing flies.
- ✓ Test the role of genes belonging to the identified sub-network in developmental stability.

References

Debat, V., Bloyer, S., Faradji, F., Gidaszewski, N., Navarro, N., Orozco-Terwengel, P., Ribeiro, V., Schlotterer, C., Deutsch, J.S., and Peronnet, F. (2011). Developmental Stability: A Major Role for Cyclin G in *Drosophila melanogaster*. *PLoS Genet* 7, e1002314.

Debat, V., and Peronnet, F. (2013). Asymmetric flies: The control of developmental noise in *Drosophila*. *Fly* (Austin) 7, 1-8.

Salvaing, J., Nagel, A.C., Mouchel-Vielh, E., Bloyer, S., Maier, D., Preiss, A., and Peronnet, F. (2008). The Enhancer of Trithorax and Polycomb Corto interacts with Cyclin G in *Drosophila*. *PLoS One* 3, e1658.