



VERTEX TO VERTEX GEODESICS ON PLATONIC SOLIDS

Serge Troubetzkoy

► To cite this version:

Serge Troubetzkoy. VERTEX TO VERTEX GEODESICS ON PLATONIC SOLIDS. 2022. hal-03563408v2

HAL Id: hal-03563408

<https://hal.science/hal-03563408v2>

Preprint submitted on 29 Jul 2022 (v2), last revised 29 Aug 2022 (v3)

HAL is a multi-disciplinary open access archive for the deposit and dissemination of scientific research documents, whether they are published or not. The documents may come from teaching and research institutions in France or abroad, or from public or private research centers.

L'archive ouverte pluridisciplinaire **HAL**, est destinée au dépôt et à la diffusion de documents scientifiques de niveau recherche, publiés ou non, émanant des établissements d'enseignement et de recherche français ou étrangers, des laboratoires publics ou privés.

VERTEX TO VERTEX GEODESICS ON PLATONIC SOLIDS

SERGE TROUBETZKOY

ABSTRACT. We give a simple proof based on symmetries that there are no geodesics from a vertex to itself in the cube, tetrahedron, octahedron, and icosahedron.

A straight-line trajectory on the surface of a polyhedron is a straight line within a face that is uniquely extended over an edge so that the trajectory forms a straight line in the plane when the adjacent faces are unfolded to lie in the same plane. This is well-defined away from the vertices. Locally a straight-line trajectory is the shortest curve between points, thus it is a geodesic. By choosing a tangent vector at a vertex, one can consider the corresponding geodesic emanating from that vertex. Thus, while geodesics can start and end at a vertex they can not pass through a vertex. The study of geodesics on polyhedra was initiated quite some time ago in [8, 7]

We give a short simple proof of the following fact first proved in [4] and [5] and described in the expository article [2] as well as in the unpublished problem book [6] where the question is attributed to Jarosław Kędra (starting with version 8 of the book (2016) for the cube and version 10 of the book for the other polyhedra (2018)). A proof close to ours, but dressed up in advanced terminology, is given in [3].

Theorem 1. *There are no geodesics connecting a vertex to itself on the cube, tetrahedron, octahedron, or icosahedron.*

Proof. The edges of all the polygons will be normalized to have length 1. We begin with the cube. Consider a geodesic segment γ which starts at a vertex and ends at a vertex. We will show that the two vertices can not coincide. For this we unfold the the geodesic, in our unfoldings the squares will be parallel to the coordinate axes and the geodesic will start at a vertex of a square placed at the origin. The unfolding of γ is a line segment then starting at the origin and ending at vertex with coordinates $(p, q) \in \mathbb{N}^2$. The midpoint m of the geodesic segment has coordinates $(p/2, q/2)$. Since geodesics do not pass through vertices either p or q must be odd.

If both p and q are odd then m is the center of one of the squares of the unfolding (Figure 1 left), and thus the midpoint M of γ is located in the center of one of the faces of the cube. If p is even and q is odd; then the midpoint of the unfolding is located in the middle of a vertical

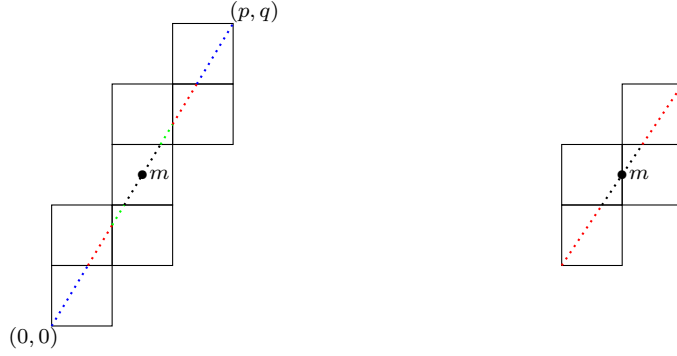


FIGURE 1. Center of symmetry of the unfolding.

edge of one of the squares of the unfolding (Figure 1 right), while if p is odd and q is even then it is located in the middle of one of the horizontal edges of the unfolding. In both of these last two cases the corresponding point M on the cube is in the middle of one of the edges of the cube.

In all the three cases the unlabeled unfolded figure is centrally symmetric about the point m . We will show that refolding this leads to a symmetry of the geodesic γ .

Suppose first that p and q are odd, so m is the center of a square. We consider the unfolding embedded in \mathbb{R}^3 , contained in the plane $z = 0$. The central symmetry can be interpreted as the rotation by 180° around the line L in \mathbb{R}^3 through m perpendicular to face of the unfolding containing m . Consider the point m and follow the unfolded trajectory starting at m in both directions; we arrive at the first pair of centrally symmetric edges and we refold them, the resulting object is again a geodesic which is invariant under a rotation by 180° about the line L . We repeat this procedure each time we reach a pair of symmetric edges, in the end we obtain the geodesic γ on the cube, and since the symmetry is preserved at each step we conclude that γ is invariant under a rotation by 180° about L . Since L passes through the center m of a side and is perpendicular to this side it passes through the center of the cube and the center of the opposite face. We conclude that the two endpoints of γ are a rotation of each other and thus can not coincide (Figure 2 top).

In the other two cases the point m is midpoint of an edge e . We again consider the embedding of the unfolding in \mathbb{R}^3 , contained in the plane $z = 0$ and interpret the central symmetry as the rotation by 180° around the line L passing through m which is perpendicular to the plane $z = 0$. Repeating the same procedure as above yields a trajectory which has been refolded everywhere except along the edge e (Figure 2 bottom left). Consider the plane P containing e and the line L and fold the edge e in such a way that this plane is fixed, and

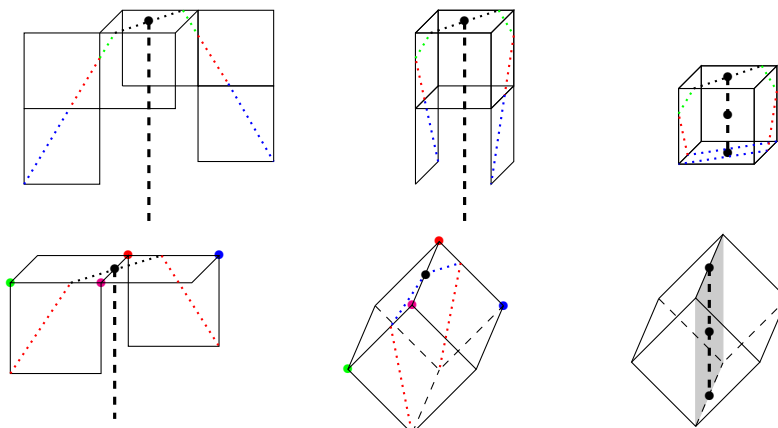


FIGURE 2. Rotational symmetry is preserved by the re-folding process. The axis of symmetry L is dashed and the plane containing e and L is opaque.

the plane becomes the bisector of the angle which is 90° . The plane P contains the opposite edge e' to e and the center of the cube, in fact the line L passes through the center and the midpoint of e' (Figure 2 right). Again the two endpoints of γ are a rotation of each other and thus can not coincide (Figure 2 middle).

Now we adapt this argument to the other three polyhedra, all three are made of equilateral triangles, so the following argument applies to each. We start with a geodesic segment γ which starts and ends at a vertex and unfold it to a straight line segment starting and ending at vertices of the equilateral triangle tiling of the plane whose sides are parallel to the unit vectors $v_1 := (1, 0)$, $v_2 := (\frac{1}{2}, \frac{\sqrt{3}}{2})$ and $v_3 := (-\frac{1}{2}, \frac{\sqrt{3}}{2})$. We suppose that the unfolded trajectory goes from the origin to a point (p, q) . Just as in the case of the cube, the midpoint m has coordinates $(p/2, q/2)$ in the basis $\{v_1, v_2\}$. By the definition of a geodesic either p or q must be odd, i.e., m is of the form $(k, l + \frac{1}{2})$, $(k + \frac{1}{2}, l)$ or $(k + \frac{1}{2}, l + \frac{1}{2})$. In the first case m is in the middle of an edge in the direction v_2 , in the second case m is in the middle of an edge in the direction v_1 , while in the last case m is in the middle of an edge in the direction v_3 , in each of these cases the unfolding is centrally symmetric around the point m (Figure 3).

Again embedding in the plane $z = 0$ of \mathbb{R}^3 and refolding leads to an axis L of rotational symmetry of the geodesic γ . In each of the three case the line of symmetry connects the midpoint of an edge to the center of the polyhedron and then to the midpoint of another edge, but in somewhat different ways. The cases of the octahedron (Figure 4 Left) and the icosahedron are similar to the cube, if m is the midpoint of the edge e , then the plane containing L and e contains the center c of the polygon and another edge e' , and L passes through m , the midpoint

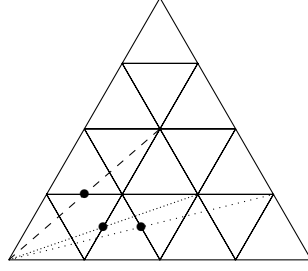
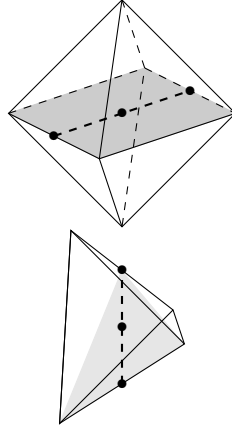


FIGURE 3. The three possible cases for the triangular lattice.

FIGURE 4. The plane P and the axis L passes through the midpoints of two edges and the center of the polygon.

m' of e' and c . The rotation by 180° about L does not fix any vertices, thus the endpoints of γ are distinct. The tetrahedral case is different. Again we consider the plane P containing the edge e and the line L , which after the final refold bisects the angle. This bisection property implies that P and in fact L contains the center of the tetrahedron and the midpoint of the edge opposite to e (Figure 4 right). \square

There is one more platonic solid, the dodecahedron. It turns out that there are geodesics from a vertex to itself on the dodecahedron [1, 2], of course our proof can not work in this case since pentagons do not tile the plane.

The symmetries of platonic solids have been extremely well studied. In particular, any pair of vertices is symmetric by one of the symmetries arising in our proof, one can construct explicit geodesics between any pair of distinct vertices, such constructions have been given in [4] and [5].

On the tetrahedron there is a simpler proof since the net of the tetrahedron is an equilateral triangle, so it tiles the plane. Thus each vertex of the triangular lattice corresponds to a unique vertex of the polygon once we fix the correspondance at the origin. This is not the

case for the three other platonic solids we treat since their nets do not tile the plane .

REFERENCES

- [1] Jayadev S. Athreya and David Aulicino, *A trajectory from a vertex to itself on the dodecahedron*, The American Mathematical Monthly 126 (2019), no. 2, 161–162.
- [2] Jayadev S. Athreya and David Aulicino, *Vertex-to-Self Trajectories on the Platonic Solids*, The Snapshots of modern mathematics No3/2020 from Oberwolfach, no. 3 (2020)
- [3] Jayadev S. Athreya, David Aulicino, W. Patrick Hooper, with an appendix by Anja Randecker, *Platonic Solids and High Genus Covers of Lattice Surfaces*, Experimental Mathematics, <https://doi.org/10.1080/10586458.2020.1712564>
- [4] Diana Davis, Victor Dods, Cynthia Traub, Jed Yang, *Geodesics on the regular tetrahedron and the cube*, Discrete Mathematics 340 (2017), no. 1, 3183–3196.
- [5] Dmitry Fuchs, *Geodesics on regular polyhedra with endpoints at the vertices*, Arnold Math. J. 2 (2016), no. 2, 201–211.
- [6] Anton Petrunin, *PIGTIKAL (puzzles in geometry that I know and love)* arXiv:0906.0290.
- [7] Carl Rodenberg, *Geodätische Linien auf Polyederflächen*, Rend. Circ. Mat. Palermo 23 (1907), 107–125,
- [8] Paul Stäckel, *Geodätische Linien auf Polyederflächen*, Rend. Circ. Mat. Palermo 22 (1906), 141–151.

AIX MARSEILLE UNIV, CNRS, I2M, MARSEILLE, FRANCE

POSTAL ADDRESS: I2M, LUMINY, CASE 907, F-13288 MARSEILLE CEDEX 9, FRANCE

Email address: `serge.tribetzkoy@univ-amu.fr`