



HAL
open science

trans-Dichlorobis(XPhos)palladium(II) Precatalyst for Suzuki–Miyaura Cross-Coupling Reactions of Aryl/Vinyl Sulfonates/Halides: Scope, Mechanistic Study, and Synthetic Applications

Fatih Sirindil, Romain Pertschi, Emma Naulin, Delphine Hatey, Jean-Marc Weibel, Patrick Pale, Aurélien Blanc

► To cite this version:

Fatih Sirindil, Romain Pertschi, Emma Naulin, Delphine Hatey, Jean-Marc Weibel, et al.. trans-Dichlorobis(XPhos)palladium(II) Precatalyst for Suzuki–Miyaura Cross-Coupling Reactions of Aryl/Vinyl Sulfonates/Halides: Scope, Mechanistic Study, and Synthetic Applications. ACS Omega, 2021, 7 (1), pp.1186 - 1196. 10.1021/acsomega.1c05770 . hal-03548775

HAL Id: hal-03548775

<https://hal.science/hal-03548775v1>

Submitted on 31 Jan 2022

HAL is a multi-disciplinary open access archive for the deposit and dissemination of scientific research documents, whether they are published or not. The documents may come from teaching and research institutions in France or abroad, or from public or private research centers.

L'archive ouverte pluridisciplinaire **HAL**, est destinée au dépôt et à la diffusion de documents scientifiques de niveau recherche, publiés ou non, émanant des établissements d'enseignement et de recherche français ou étrangers, des laboratoires publics ou privés.

trans-Dichlorobis(XPhos)palladium(II) Precatalyst for Suzuki–Miyaura Cross-Coupling Reactions of Aryl/Vinyl Sulfonates/Halides: Scope, Mechanistic Study, and Synthetic Applications

Fatih Sirindil, Romain Pertschi, Emma Naulin, Delphine Hatey, Jean-Marc Weibel, Patrick Pale, and Aurélien Blanc*



Cite This: *ACS Omega* 2022, 7, 1186–1196



Read Online

ACCESS |



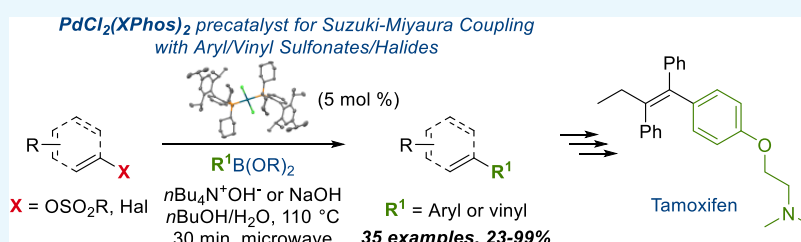
Metrics & More



Article Recommendations



Supporting Information



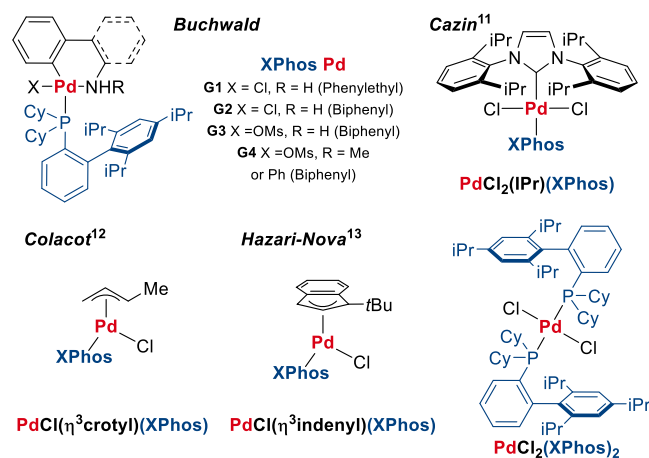
ABSTRACT: Suzuki–Miyaura cross-coupling reactions of aryl/vinyl sulfonates/halides with various boron species were performed using an easily available *trans*-dichlorobis(XPhos)palladium(II) precatalyst. Under microwave assistance, more than 30 coupling products were obtained with yields ranging from 23 to 99%, including the synthesis of two bioactive compounds, dubamine and tamoxifen. A mechanistic investigation of the Suzuki–Miyaura reaction was conducted notably by nuclear magnetic resonance (NMR) and high-resolution mass spectroscopy, revealing the nature of the active Pd⁰ species and of the reducing entity.

INTRODUCTION

The Suzuki–Miyaura coupling (SMC) reaction has become the most important and more widely employed method for building C_{sp²}–C bonds.¹ To improve its efficacy and expand its scope, various bulky ligands² have been developed such as Buchwald's dialkylbiarylphosphines.³ Among them, the 2-dicyclohexylphosphino-2',4',6'-triisopropylbiphenyl ligand, so-called XPhos, has demonstrated its efficiency several times in SMC and in related cross-coupling reactions.⁴ This bulky phosphine ligand was generally used together with palladium(II) salts, such as Pd(OAc)₂.⁵ The resulting mixture *in situ* formed XPhos–Pd^{II} complex(es), which evolved into the active Pd⁰ species upon spontaneous reduction or upon exposure to a base.⁶ However, prestirring the ligand and the Pd precursor could have deleterious effects on cross-coupling reactions considering the potential formation of dinuclear⁶ and polynuclear metal complexes and clusters.⁷ To avoid such problems, well-defined preformed palladium complexes, i.e., precatalysts,⁸ have been successfully developed.

Combining the effectiveness of dialkylbiarylphosphine ligands and the advantages of precatalysts, Buchwald et al. have thus developed XPhos-based palladacycle complexes (Scheme 1) for coupling challenging boronic acid partners in SMC and other cross-coupling reactions.⁹ Despite their excellent catalytic activities, these palladacycle-based precatalysts suffer from some drawbacks, such as their high temperature of activation (Pd G1)^{9b} and low stability (Pd

Scheme 1. Precatalysts Containing the XPhos Ligand



G2)^{9c} or the genotoxicity of the resultant carbazole by-product¹⁰ (Pd G2–G4) and more generally their 3–4 step

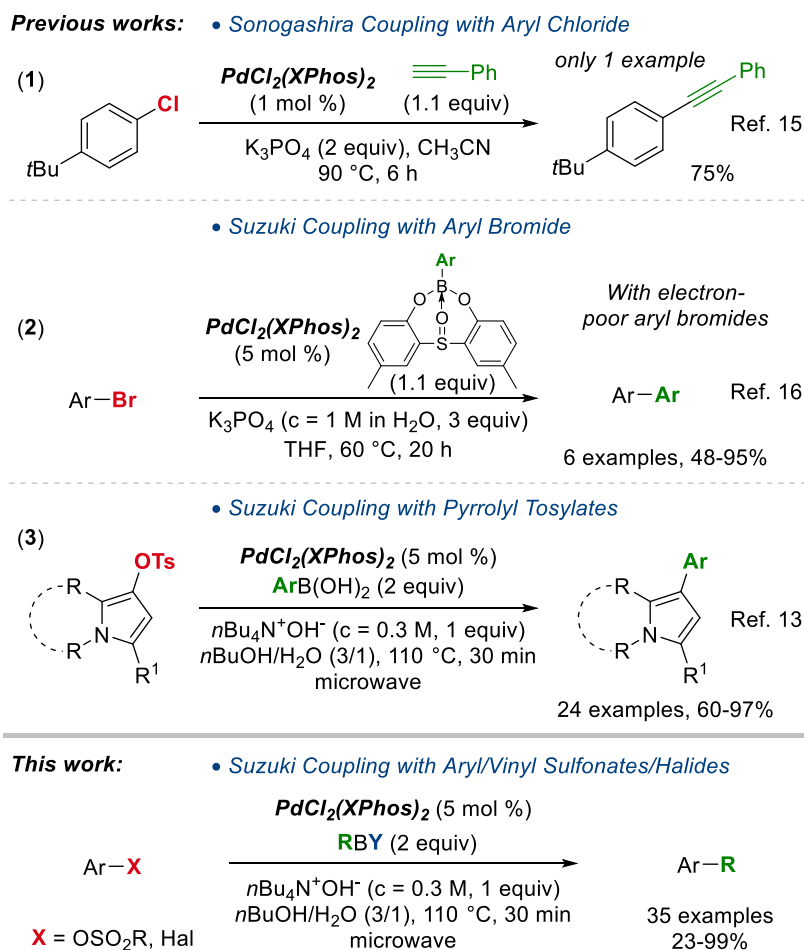
Received: October 15, 2021

Accepted: November 25, 2021

Published: December 23, 2021



Scheme 2. Palladium(II) Di(XPhos) Dichloride as the Precatalyst for Cross-Coupling Reactions



synthesis even if they are now commercially available. Alternative precatalysts have thus been envisaged by combining XPhos and *N*-heterocyclic carbene or π -allyl ligands (Scheme 1). PdCl₂(IPr)(XPhos) developed by Cazin et al.¹¹ was an effective catalyst for aqueous SMC of aryl chloride at a low catalyst loading (0.03 mol %). PdCl(η^3 crotyl)(XPhos) introduced by Colacot et al.¹² was more active than XPhos-Pd G3 in the same coupling with heteroaryl chlorides. A closely related PdCl(η^3 indenyl)(XPhos) precatalyst was developed by Hazari and Nova¹³ showing comparable performance to the best-known systems on SMC with heteroaryl partners.

Surprisingly, the simplest precatalyst PdCl₂(XPhos)₂ (Scheme 1), easily prepared in a quantitative manner by mixing PdCl₂(MeCN)₂ and XPhos (2 equiv) in acetonitrile at reflux,¹⁴ has almost never been used in palladium-catalyzed cross-coupling reactions, despite its obvious analogy to *trans*-dichlorobis(triphenylphosphine)palladium(II), one of the earliest and commonly used L₂PdCl₂ precatalyst.¹⁵

The first description of PdCl₂(XPhos)₂ was provided by Jong et al. in 2015 during copper-free Sonogashira cross-coupling investigations, where it was only used for comparison to more elaborated dialkylbiarylphosphine ligands (Scheme 2, eq 1).¹⁶ In 2018, PdCl₂(XPhos)₂ was also used as a precatalyst in Suzuki–Miyaura coupling reactions between sulfoxide-based boronates and few electron-poor aryl bromide partners (Scheme 2, eq 2).¹⁷ In our hand, PdCl₂(XPhos)₂ appeared salvaging in the development of the challenging Suzuki–Miyaura cross-coupling reaction with various 2-pyrrolyl

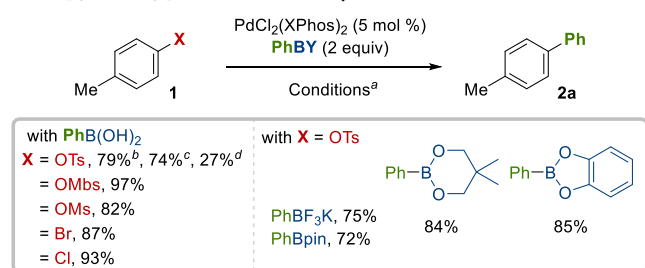
tosylates (Scheme 2, eq 3), while mixtures of the XPhos ligand or other ligands with various Pd^{II/0} sources led to unreproducible or poor yields.¹⁴ As a result, 2-aryl pyrrole derivatives were obtained in good to excellent yields, allowing the completion of the total synthesis of the rhazinilam natural product.

The excellent results obtained from rhazinilam total synthesis inspired us to further explore the reactivity of PdCl₂(XPhos)₂ as a precatalyst and also to understand why this catalyst was so efficient and how it could act. We report here its application to Suzuki–Miyaura cross-coupling reactions of aryl and vinyl sulfonates or halides, and to the synthesis of relevant bioactive molecules. Moreover, a mechanistic investigation of the Suzuki–Miyaura reaction was conducted, notably by NMR and high-resolution mass spectroscopy.

RESULTS AND DISCUSSION

As almost unknown (see Scheme 2), we started looking at the reactivity of PdCl₂(XPhos)₂, and especially for the best partners PdCl₂(XPhos)₂ was able to couple with in the Suzuki–Miyaura reaction. For that, we first engaged simple tolyl sulfonates and halides with a series of typical phenyl boron species under the conditions we set up for pyrrolyl sulfonates¹⁴ (Scheme 3). Whatever the partners, the expected product 4-methyl-1,1'-biphenyl **2a** was obtained with yields higher than 70%. Coupled with phenylboronic acid, tolyl tosylate (Ts), *para*-methoxybenzenesulfonate (Mbs), and

Scheme 3. Variation of the Leaving Group and of the Boron Species in the Suzuki–Miyaura Coupling using $\text{PdCl}_2(\text{XPhos})_2$ as the Precatalyst



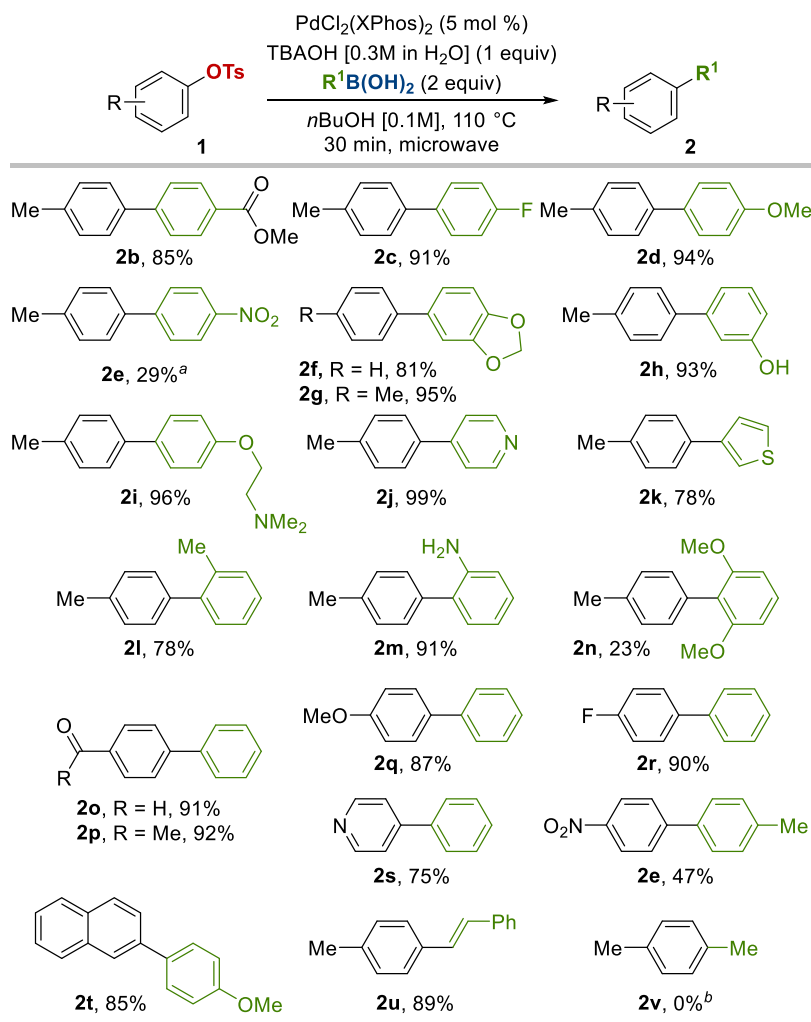
^aTBAOH, *n*-BuOH/ H_2O , 110 °C, 30 min, MW. ^bYields of isolated pure products. ^cWith 1 mol % of the catalyst. ^dWith a mixture of $\text{PdCl}_2(\text{MeCN})_2/\text{XPhos}$ ligands.

mesylate (Ms) partners gave good to excellent results, especially for the Mbs group (97%). As expected from the use of such kind of ligand,³ the corresponding bromide afforded the coupling product **2a** in excellent yield (87%), and even the more challenging chloride partner provided **2a** in a similar yield (93%). As the boron partner nature is known to

be important in the Suzuki–Miyaura coupling,¹⁸ we briefly surveyed this aspect. Boron reagents, more stable than boronic acids, were as effective under our reaction conditions.¹⁸ With the less reactive tosylate, neopentylglycol, or catechol boronic esters proved to be the most efficient, yielding **2a** in 85%. Phenylboronic pinacol ester was slightly less effective (72%), probably for steric reasons, as was potassium phenyltrifluoroborate which provided similar yields (75%). It is worth noting that the SMC efficiency was weakly affected by decreasing the catalyst loading to 1 mol %, leading to **2a** with 74% of yield from the tosylate partner (79% with 5 mol %). Finally, the control experiment run with a mixture of $\text{PdCl}_2(\text{MeCN})_2$ and XPhos afforded **2a** from tosylate in a poor 27% yield (79% with $\text{PdCl}_2(\text{XPhos})_2$), confirming that the $\text{PdCl}_2(\text{XPhos})_2$ precatalyst prevailed over its progenitors under our reaction conditions. Of note, without microwave activation, the SMC proceeds as well but with a long reaction time (18 h at 110 °C in an oil bath vs 30 min under microwave) but generally with lower yields (see the Supporting Information).

Despite better results achieved with arylOMbs and boronic esters, we selected aryl tosylates and boronic acids, the most challenging partners, to tackle the efficiency of $\text{PdCl}_2(\text{XPhos})_2$

Scheme 4. Scope of the Palladium-Catalyzed Suzuki–Miyaura Coupling of Aryl Tosylates with Various Boronic Acids



^aNMR yield. ^bDegradation occurred.

as a precatalyst in the Suzuki–Miyaura reaction. Various combinations of these partners were thus subjected to the same conditions to explore the scope of this SMC variant (Scheme 4). The use of the $\text{PdCl}_2(\text{XPhos})_2$ precatalyst demonstrated good generality and efficiency (88% in average), except for a few cases (see below). The conditions proved compatible with a wide range of functional groups such as ester, aldehyde, acetal, ether, fluoride, free hydroxy, and even free amine. Heteroaromatics, including the strongly coordinating pyridine, and alkenes also proved compatible.

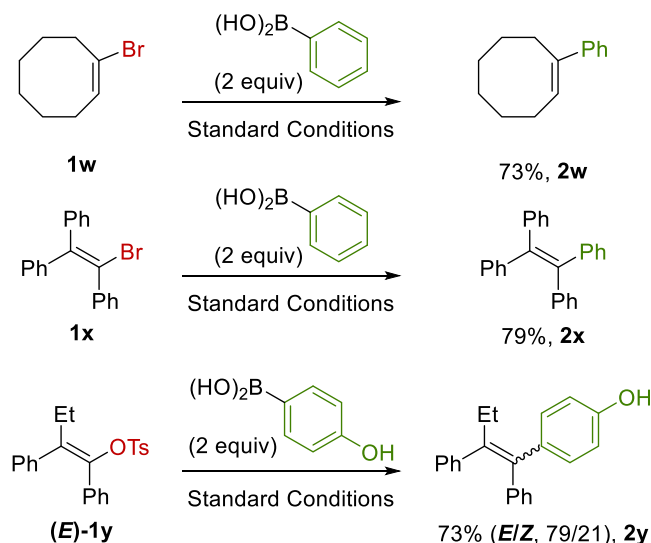
SMCs are known to be sensitive to electronic effects, which negatively impacts the reaction efficiency at the oxidative addition step for electron-rich aryl halides and related species, and at the transmetalation step for electron-poor boronic derivatives. Although the use of bulky biphenyl ligands should minimize such effects,^{3b} we looked at the effects substituents may have in the presence of the $\text{PdCl}_2(\text{XPhos})_2$ precatalyst as it is unknown. Therefore, the simple tolyl tosylate was coupled with a variety of phenylboronic acids carrying electron-withdrawing or -donating groups under the above-mentioned conditions. *para*-Alkoxyated phenylboronic acids gave slightly better yields than their *para*-deactivated counterparts (see **2d**, **2g**, **2i** vs **2b**, **2c**, **2h**), as expected from their higher nucleophilicity, which increases the transmetalation rates. No significant difference could be observed in the coupling of phenyl tosylates carrying electron-donating or -withdrawing substituents (see **2f**, **2o**–**2t**). In contrast, the nitro group either on the boronic acid or on the tosylate induced lower yields and the formation of undefined by-products (see **2e**). Despite its coordination ability, pyridine either on the boronic acid or on the tosylate led to high to quantitative yields of the coupling products (see **2j**, **2s**). The fragile thiophene boronic acid gave lower yields, as well as undefined by-products (see **2k**). The effect of steric hindrance was also briefly examined. From mono *ortho*-substituted phenylboronic acids, coupling products **2l**, **2m** were obtained in high yields. In contrast, 2,6-dimethoxyphenyl boronic acid reacted slowly and only gave low conversion and yield of the corresponding coupling product **2n**. The latter result is quite surprising as bulky biphenyl ligands are known for their efficiency in coupling hindered partners.¹⁹ Finally, the (*E*)-2-phenylvinylboronic acid partner reacted efficiently under our reaction conditions, as demonstrated by the formation of the stilbene derivative **2u** in high yield, while methylboronic acid failed to afford coupling product **2v**.

We then briefly evaluated the compatibility of vinyl partners to our SMC reaction conditions (Scheme 5). Satisfyingly, coupling compounds **2w**–**2y** were obtained in good yields ranging from 73 to 79%, from vinyl bromide (**1w**, **1x**) or tosylate ((*E*)-**1y**) derivatives.

Overall, simple $\text{PdCl}_2(\text{XPhos})_2$, almost quantitatively prepared in a single step, proved to be a useful and efficient catalyst for SMC of aryl and vinyl sulfonates. However, the way it acts in solution is unknown, we thus investigated its behavior in solution and in the presence of reagents under the set-up conditions.

The precise understanding of palladium-catalyzed cross-coupling reactions has greatly benefited from the detailed investigations mostly performed by Jutand et al., who combined electrochemical and NMR techniques.²⁰ Applying those techniques to the SMC reaction, they were able to identify each elementary step of the catalytic cycle and demonstrated the key influence of several parameters on these

Scheme 5. $\text{PdCl}_2(\text{XPhos})_2$ as the Precatalyst in the Suzuki–Miyaura Coupling of Vinyl Partners



elementary steps, complicating the whole cycle.²¹ In the same vein, Jutand and Grimaud have recently reported the study of *in situ* formation of XPhos-Pd⁰ complexes and their reactivity in oxidative addition with aryl halide using cyclic voltammetry and NMR techniques.⁶ This work revealed the complexity of the process starting from a mixture of XPhos ligand and Pd^{II}(OAc)₂ with the formation of diverse Pd⁰ species and Pd^I–Pd^I dimers.

As we started here from a preformed catalyst, we wondered if such complexity would still occur, and if not, what would be the key reducing step converting the Pd^{II} precatalyst into which active Pd⁰ species. To gain mechanistic insights into the SMC reaction starting from the $\text{PdCl}_2(\text{XPhos})_2$ precatalyst, we monitored the evolution of a solution containing $\text{PdCl}_2(\text{XPhos})_2$ in the presence of a base by combining ³¹P, ¹H NMR spectroscopies and high-resolution mass techniques (Figure 1).

The $\text{PdCl}_2(\text{XPhos})_2$ complex was solubilized under argon in *n*-butanol at 0.1 M and this solution was diluted with CDCl₃ for ¹H NMR monitoring. ³¹P NMR analysis of this mixture indicated a single signal at 45.2 ppm corresponding to the precatalyst (black spectrum, *t* = 0 min, in Figure 1 left inset).

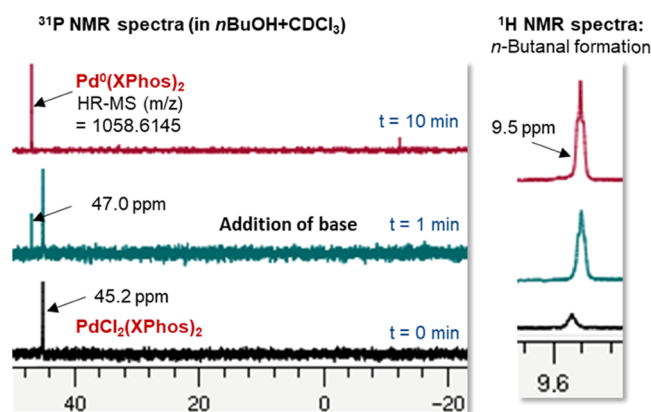


Figure 1. ³¹P and ¹H NMR monitoring of the $\text{PdCl}_2(\text{XPhos})_2$ reductive elimination.

Scheme 6. PdCl₂(XPhos)₂ In Situ Transformation as Established by ³¹P and ¹H NMR Monitoring (Species in Bracket Could not be Detected)

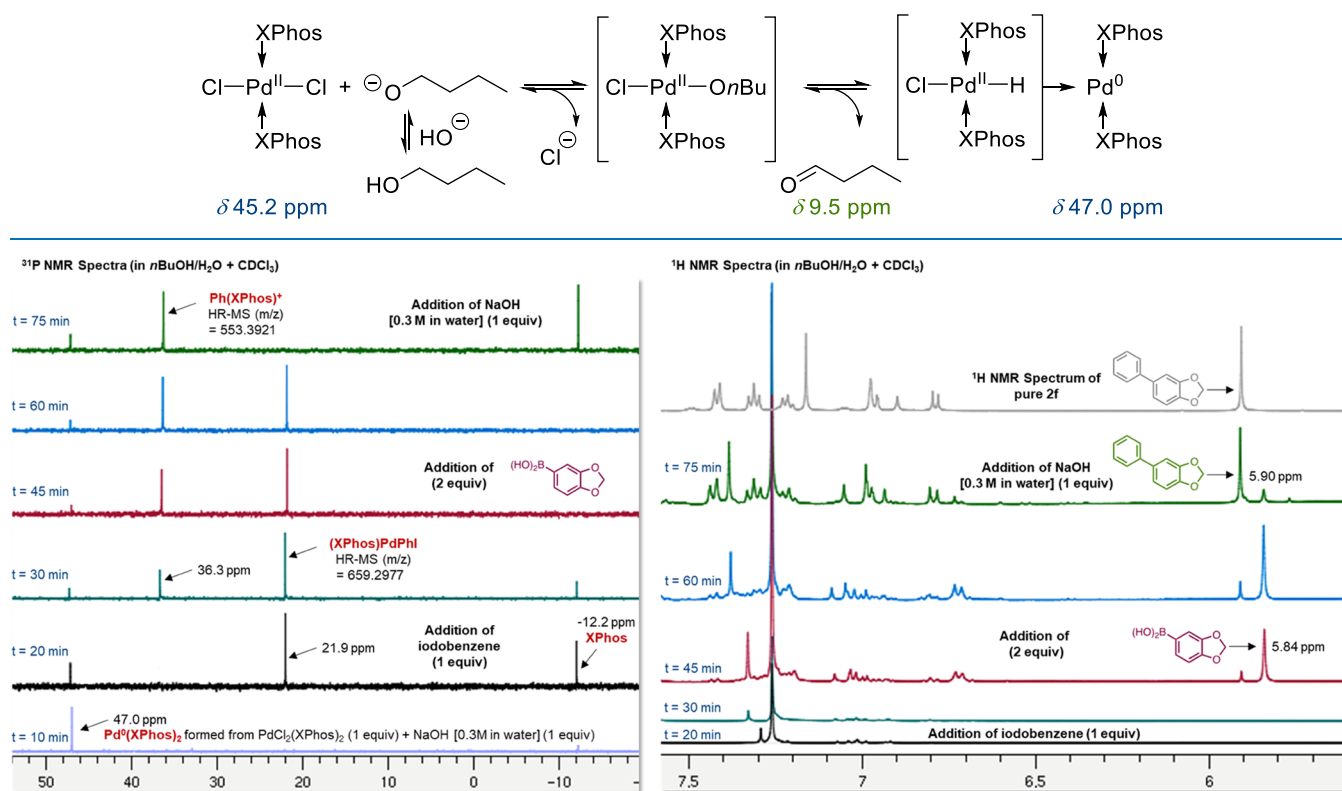


Figure 2. ³¹P and ¹H NMR monitoring of the Suzuki–Miyaura coupling between iodobenzene and 1,3-benzodioxole-5-boronic acid using PdCl₂(XPhos)₂ as the precatalyst.

The addition of 1 equiv of an aqueous solution of base (TBAOH or NaOH) and heating at 110 °C induced the rapid formation of a new species at 47.0 ppm (blue-green spectrum, *t* = 1 min). Irrespective of the nature of the base, the system evolved toward this species with complete disappearance of the initial complex within minutes (red spectrum, *t* = 10 min). Further monitoring over 60 min showed that the system remained unchanged. Interestingly, the appearance of the 47.0 ppm signal in ³¹P NMR was accompanied by the concomitant formation of a triplet signal at 9.56 ppm (Figure 1, right inset) in the ¹H NMR spectrum. The latter could be assigned to *n*-butanol. These observations strongly suggested that *n*-butanol is the reducing agent of the initial Pd^{II} complex into a single Pd⁰ species. This rapid formation and the presence of a single Pd⁰ species is in sharp contrast with what was observed starting from Pd(OAc)₂ and excess XPhos.⁶ To confirm that *n*-butanol is the reducing species, the same experiments in the presence of TBAOH or NaOH were performed with *tert*-butanol as the solvent. In both cases, ³¹P and ¹H NMR monitoring did not show any evolution of the PdCl₂(XPhos)₂ signal at 45.2 ppm.

To identify the Pd⁰ species formed in *n*-butanol, high-resolution mass spectra (ESI-TOF, HR-MS) of the solution were recorded. A set of peaks typical for the isotopic distribution of a palladium entity was observed at an *m/z* exact mass of 1058.6145. This value accounts for a chemical formula of C₆₆H₉₈P₂Pd, which corresponds to the reduced palladium complex Pd⁰(XPhos)₂.

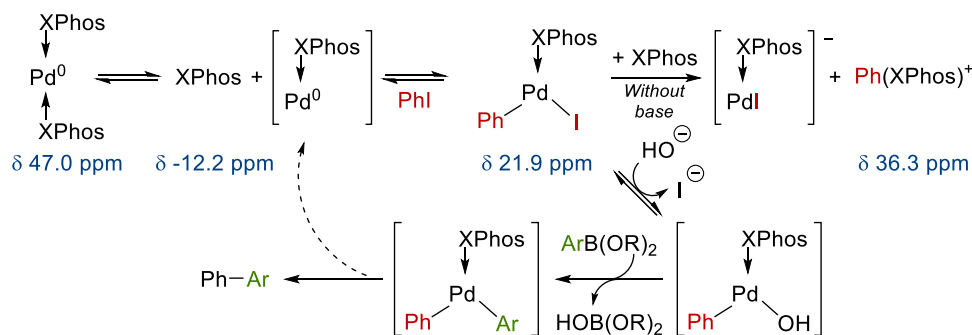
This data set clearly indicates that in *n*-butanol, PdCl₂(XPhos)₂ is rapidly converted to Pd⁰(XPhos)₂ in the presence of the base, presumably upon chloride exchange on

Pd^{II} with *n*-butanoate, in situ formed upon base addition, followed by β-H-elimination (Scheme 6). It is interesting to note that the solution of the so-formed Pd⁰(XPhos)₂ species, although stable, contains a small amount of free XPhos (δ −12.2 ppm, ³¹P NMR). This observation suggests an equilibrium between the di- and mono-ligated Pd⁰, in line with what is known for this type of bulky ligand to ensure oxidative addition¹⁹ and with the recent kinetic study demonstrating that the dissociation of Pd⁰(XPhos)₂ is rate-limiting in SMC.⁶

To look at the reactivity of the so-formed Pd⁰(XPhos)₂ species, we added toluyl sulfonate while continuously monitoring the complete cycle of the Suzuki coupling. Unfortunately, all attempts to investigate the coupling with sulfonylated partners by ³¹P NMR were unsuccessful due to the formation of insoluble species making NMR monitoring impossible. Facing this situation, we decided to use iodobenzene as a coupling partner. Rewardingly, ³¹P and ¹H NMR spectroscopies allowed monitoring of the coupling with this reagent and as before, intermediate species could also be analyzed by high-resolution mass spectrometry (Figure 2).

To facilitate the reading of ¹H NMR spectra, NaOH and the 5-(1,3-benzodioxolyl)boronic acid coupling partner were used. Addition of 1 equiv of iodobenzene to the Pd⁰(XPhos)₂ solution obtained above (Figure 2, ³¹P purple spectrum, *t* = 10 min), led in 10 min to the formation of a new species at 21.9 ppm concomitantly with another signal at −12.2 ppm, typical of free XPhos (black spectrum, *t* = 20 min). The chemical shift of the new signal was in close agreement with the one already reported by Skrydstrup²² for the (XPhos)(I)-

Scheme 7. Proposed Mechanism for the Suzuki–Miyaura Coupling Starting from the PdCl₂(XPhos)₂ Precatalyst (Species in Bracket Could not be Detected)



PdPh complex (³¹P, δ = 21.4 ppm). HR-MS analysis confirmed its nature, with a mass of 659.2977, which corresponded to the (XPhos)Pd(C₆H₅) complex, that is the oxidative addition product in which iodide was lost under MS conditions.²³ Without further addition, a new signal at 36.3 ppm appeared within 10 min and increased until the complete disappearance of the free XPhos signal (blue-green and red spectra, *t* = 30 and 45 min). HR-MS analysis at that stage revealed a mass of 553.3921 corresponding to a C₃₉H₅₄P formula. The latter is consistent with the phosphonium derivative Ph(XPhos)⁺, which could be produced from reductive elimination of the oxidative addition complex in the absence of boronic acid and a base.

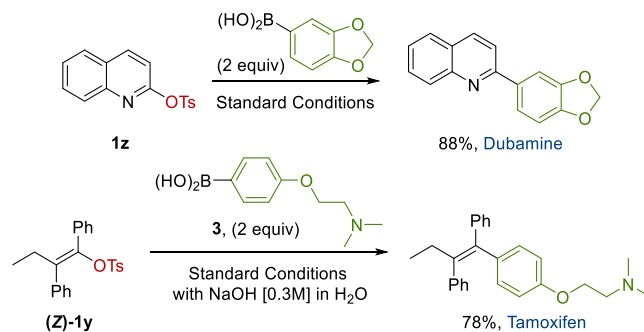
The addition of 2 equiv of 5-(1,3-benzodioxolyl)boronic acid did not induce a change in the system after another 15 min of stirring (blue spectrum, *t* = 60 min). However, the addition of 1 equiv of a base caused the disappearance of the oxidative addition complex signal at 21.9 ppm (green spectrum, *t* = 75 min), in agreement with transmetalation and reductive elimination processes both known to involve Pd(OH) intermediates.^{21c} The XPhos signal also reappeared, due to the release of the ligand, while the already formed Ph(XPhos)⁺ signal at 36.3 ppm remained persistent.

Parallel ¹H NMR monitoring allowed looking at the evolution of the boronic acid partner through its typical 1,3-benzodioxolyl methylene signal at 5.84 ppm for 5-boronic acid and at 5.90 ppm for the 5-coupled product **2f** (Figure 2, bottom, with color code identical to the ³¹P spectra). As observed in ³¹P NMR, the signal of boronic acid persisted for 30 min until the addition of NaOH (1 equiv; ¹H green spectrum, *t* = 75 min). At this moment, this signal disappeared and concomitantly, a new signal at 5.90 ppm corresponding to **2f** appeared (see the ¹H gray spectrum of the pure compound for comparison).

In the ¹H NMR, traces of the coupling product **2f** could already be detected before NaOH addition (red and blue spectra in Figure 2). This **2f** formation was probably promoted once boronic acid was added to the slight excess of NaOH, unintentionally introduced during the first base addition necessary for the *in situ* production of the active catalytic species (see Figure 1). This combined information allowed establishing the full mechanism for the present SMC reaction catalyzed by the preformed PdCl₂(XPhos)₂ (Scheme 7).

To exemplify the benefit of this SMC reaction based on the PdCl₂(XPhos)₂ precatalyst, we applied these conditions to the synthesis of two bioactive compounds (Scheme 8). First, the natural alkaloid dubamine, exhibiting an antiviral effect against cold,²⁴ was readily prepared in 88% yield starting from quinolyl

Scheme 8. Application of the Suzuki Coupling Conditions to the Synthesis of Dubamine and Tamoxifene



tosylate **1z** by coupling with 3,4-methylene-dioxophenylboronic acid. We then focused our attention on the challenging synthesis of tamoxifen, a drug used since the 1970s for the treatment of breast cancer and as an antiestrogenic agent.²⁵ The latter was readily obtained in a high yield from *Z*-vinyl tosylate **(Z)-1y** and boronic acid **3** as coupling partners, despite the hindrance of the former partner. Sodium hydroxide was used instead of TBAOH to minimize the formation of by-products.

CONCLUSIONS

In conclusion, we have demonstrated here that the easily available PdCl₂(XPhos)₂ was an efficient precatalyst for Suzuki–Miyaura cross-coupling reactions of aryl or vinyl sulfonates/halides with various boron species (35 examples, 23–99%). The conditions proved compatible with a large palette of functional groups, including free OH, free NH₂, and the pyridine moiety, the latter two being strongly coordinating. The mechanism of SMC starting from PdCl₂(XPhos)₂ was also investigated revealing the nature of the active Pd⁰ species and of the reducing entity. Furthermore, our SMC reaction conditions allowed the synthesis of two bioactive molecules.

EXPERIMENTAL SECTION

General Information. Proton (¹H NMR) and carbon (¹³C NMR) nuclear magnetic resonance spectra were recorded on 300, 400, or 500 MHz instruments. The chemical shifts are given in part per million (ppm) on the delta scale. The solvent peak was used as reference values. For ¹H NMR, CDCl₃ = 7.26 ppm. For ¹³C NMR, CDCl₃ = 77.16 ppm. Data are presented as follows: chemical shift, multiplicity (s = singlet, d = doublet, t = triplet, q = quartet, quint = quintet, m = multiplet, b = broad), coupling constants (*J* in Hz) and integration, and

carbons with the same chemical shift as follows: chemical shift (x carbons). Infrared spectra were recorded neat. Wavelengths of maximum absorbance (ν_{\max}) are quoted in wavenumbers (cm^{-1}). High-resolution mass spectrum (HR-MS) data were recorded on a microTOF spectrometer equipped with an orthogonal electrospray interface (ESI). The parent ions $[M]^+$, $[M + H]^+$, $[M + K]^+$, $[M + Li]^+$, or $[M + Na]^+$ are quoted. Analytical thin-layer chromatography (TLC) was carried out on silica gel 60 F_{254} plates with visualization by ultraviolet light, cerium ammonium molybdate, or potassium permanganate dip. Flash column chromatography was carried out using SiO_2 60 (40–63 μm) and the procedures included the subsequent evaporation of solvents in vacuo. All commercially available reagents were used as received, all extractive procedures were performed using technical grade solvents, and all aqueous solutions were saturated unless details are given. All air- and moisture-sensitive reactions were carried out using flame-dried glassware under an argon atmosphere. A microwave mono-mode CEM Discover SP was used for all of the SMC (power 300 W) reactions. All aryl sulfonates **1** used were known compounds and were prepared from the commercially available phenol derivatives according to the reported procedure.²⁶ (*E*)-1-Bromocyclooct-1-ene **1w** and bromotriphenylethylene **1x** were synthesized following a procedure described in the literature.²⁷ Boronic acid **3** was prepared in two steps from 4-iodophenol using a reported procedure.²⁸

General Procedure for Suzuki–Miyaura Coupling Reactions. A microwave reactor (10 mL) was successively loaded with the corresponding aryl/vinyl sulfonate or halide (1 equiv), $\text{PdCl}_2(\text{XPhos})_2$ (5 mol %), and arylboronic acid (2 equiv). The tube was flushed with argon three times. Then, argon degassed *n*-BuOH ($c = 0.1$ M) was added, and the mixture was stirred at room temperature for 5 min. An argon degassed aqueous solution of TBAOH or NaOH [0.3 M] (1 equiv) was then added. The tube was placed in the microwave (300 W) and the reaction mixture was stirred at 110 °C for 30 min. The reaction was quenched with water (2 mL) and diluted with EtOAc (5 mL). The layers were separated, and the aqueous layer was extracted twice with EtOAc (5 mL). The combined organic layers were washed with brine, dried over MgSO_4 , filtered, and concentrated in vacuo. The crude product was purified by flash column chromatography (cyclohexane/EtOAc or pentane/ether) on silica gel to afford the desired product.

4-Methyl-1,1'-biphenyl (2a). Prepared following the general procedure in 79% yield (199 mg, 1.18 mmol) from *p*-tolyl 4-methylbenzenesulfonate (393.5 mg, 1.5 mmol) and phenylboronic acid. ^1H NMR (CDCl_3 , 500 MHz) δ 7.55–7.52 (m, 2H), 7.47–7.43 (m, 2H), 7.40–7.35 (m, 2H), 7.30–7.25 (m, 1H), 7.22–7.18 (m, 2H), 2.35 (s, 3H); ^{13}C NMR (CDCl_3 , 126 MHz) δ 141.3, 138.5, 137.2, 129.6 (2C), 128.8 (2C), 127.1 (2C), 127.1 (2C), 127.1, 21.3. Consistent with the literature data.²⁹

Prepared following the general procedure in 97% yield (12.6 mg, 0.075 mmol) from *p*-tolyl 4-methoxybenzenesulfonate (21.6 mg, 0.077 mmol) and phenylboronic acid.

Prepared following the general procedure in 82% yield (15.8 mg, 0.094 mmol) from *p*-tolyl methanesulfonate (21.3 mg, 0.114 mmol) and phenylboronic acid.

Prepared following the general procedure in 87% yield (23.7 mg, 0.140 mmol) from 1-bromo-4-methylbenzene (27.8 mg, 0.162 mmol) and phenylboronic acid.

Prepared following the general procedure in 93% yield (25.2 mg, 0.150 mmol) from 1-chloro-4-methylbenzene (20.4 mg, 0.161 mmol) and phenylboronic acid.

Prepared following the general procedure in 75% yield (9.0 mg, 0.053 mmol) from *p*-tolyl 4-methylbenzenesulfonate (18.7 mg, 0.071 mmol) and potassium phenyltrifluoroborate.

Prepared following the general procedure in 72% yield (10.0 mg, 0.059 mmol) from *p*-tolyl 4-methylbenzenesulfonate (21.5 mg, 0.082 mmol) and phenylboronic acid pinacol ester.

Prepared following the general procedure in 84% yield (5.7 mg, 33.9 μmol) from *p*-tolyl 4-methylbenzenesulfonate (10.5 mg, 40.0 μmol) of and 5,5-dimethyl-2-phenyl-1,3,2-dioxaborinane.

Prepared following the general procedure in 85% yield (5.8 mg, 34.5 μmol) from *p*-tolyl 4-methylbenzenesulfonate (10.6 mg, 40.4 μmol) and 2-phenyl-1,3,2-benzodioxaborole.

Methyl 4'-Methyl-[1,1'-biphenyl]-4-carboxylate (2b). Prepared following the general procedure in 85% yield (17.6 mg, 0.078 mmol) from *p*-tolyl 4-methylbenzenesulfonate (24.0 mg, 0.091 mmol) and (4-(methoxycarbonyl)phenyl)boronic acid. ^1H NMR (CDCl_3 , 500 MHz) δ 8.12–8.06 (m, 2H), 7.65 (dq, $J = 8.5, 2.0$ Hz, 2H), 7.56–7.50 (m, 2H), 7.30–7.26 (m, 2H), 3.94 (s, 3H), 2.41 (s, 3H); ^{13}C NMR (CDCl_3 , 126 MHz) δ 167.2, 145.7, 138.3, 137.2, 130.2 (2C), 129.8 (2C), 128.7, 127.2 (2C), 126.9 (2C), 52.3, 21.3. Consistent with the literature data.³⁰

4-Fluoro-4'-methyl-1,1'-biphenyl (2c). Prepared following the general procedure in 91% yield (12.8 mg, 0.068 mmol) from *p*-tolyl 4-methylbenzenesulfonate (19.8 mg, 0.075 mmol) and (4-fluorophenyl)boronic acid. ^1H NMR (CDCl_3 , 500 MHz) δ 7.53 (ddd, $J = 8.8, 5.4, 2.7$ Hz, 2H), 7.46–7.43 (m, 2H), 7.25 (d, $J = 7.7$ Hz, 2H), 7.15–7.09 (m, 2H), 2.40 (s, 3H); ^{13}C NMR (CDCl_3 , 126 MHz) δ 163.4, 161.4, 137.5, 137.2, 129.7 (2C), 128.6, 128.5, 127.0 (2C), 115.8, 115.6, 21.2. Consistent with the literature data.³¹

4-Methoxy-4'-methyl-1,1'-biphenyl (2d). Prepared following the general procedure in 94% yield (15.7 mg, 0.079 mmol) from *p*-tolyl 4-methylbenzenesulfonate (22.2 mg, 0.084 mmol) and (4-methoxyphenyl)boronic acid. ^1H NMR (CDCl_3 , 500 MHz) δ 7.80–7.76 (m, 2H), 7.73–7.70 (m, 2H), 7.51–7.47 (m, 2H), 7.25–7.21 (m, 2H), 4.11 (s, 3H), 2.65 (s, 3H); ^{13}C NMR (CDCl_3 , 126 MHz) δ 159.0, 138.1, 136.5, 133.8, 129.6 (2C), 128.1 (2C), 126.7 (2C), 114.3 (2C), 55.5, 21.2. Consistent with the literature data.³²

4-Methyl-4'-nitro-1,1'-biphenyl (2e). Prepared following the general procedure in 47% yield (34.1 mg, 0.160 mmol) from 4-nitrophenyl 4-methylbenzenesulfonate (100 mg, 0.341 mmol) and *p*-tolylboronic acid (92.7 mg, 0.682 mmol). ^1H NMR (300 MHz, CDCl_3) δ 8.28 (d, $J = 8.9$ Hz, 2H), 7.72 (d, $J = 9.0$ Hz, 2H), 7.53 (d, $J = 8.2$ Hz, 2H), 7.33–7.28 (d, $J = 9.0$ Hz, 2H), 2.43 (s, 3H). ^{13}C NMR (126 MHz, CDCl_3) δ 147.7, 145.0, 139.2, 136.0, 130.0 (2C), 127.6 (2C), 127.4 (2C), 124.3 (2C), 21.4.²⁹

5-Phenylbenzo[d][1,3]dioxole (2f). Prepared following the general procedure in 81% yield (30.5 mg, 0.154 mmol) from *p*-tolyl benzenesulfonate (47 mg, 0.189 mmol) and 3,4-methylenedioxyphenylboronic acid. ^1H NMR (CDCl_3 , 300 MHz) δ 7.55–7.50 (m, 2H), 7.46–7.38 (m, 2H), 7.33 (tt, $J = 7.3, 1.3$ Hz, 1H), 7.09–7.05 (m, 2H), 6.90 (dd, $J = 7.4, 0.8$ Hz, 1H), 6.01 (s, 2H); ^{13}C NMR (CDCl_3 , 126 MHz) δ 147.5, 146.4, 140.3, 135.0, 128.1 (2C), 126.3 (2C), 120.0, 108.9, 107.1, 100.5. Consistent with the literature data.³³

5-(*p*-Tolyl)benzo[d][1,3]dioxole (2g). Prepared following the general procedure in 95% yield (15.3 mg, 0.072 mmol) from *p*-tolyl 4-methylbenzenesulfonate (19.8 mg, 0.076 mmol) and 3,4-methylenedioxyphenylboronic acid. $^1\text{H NMR}$ (CDCl_3 , 500 MHz) δ 7.44–7.37 (m, 2H), 7.22 (d, J = 7.8 Hz, 2H), 7.08–7.01 (m, 2H), 6.87 (d, J = 8.0 Hz, 1H), 5.99 (s, 2H), 2.38 (s, 3H); $^{13}\text{C NMR}$ (CDCl_3 , 126 MHz) δ 148.2, 146.9, 138.2, 136.8, 135.7, 129.6 (2C), 126.9 (2C), 120.5, 108.7, 107.7, 101.2, 21.2. Consistent with the literature data.³⁴

4'-Methyl-[1,1'-biphenyl]-3-ol (2h). Prepared following the general procedure in 93% yield (12.2 mg, 0.066 mmol) from *p*-tolyl 4-methylbenzenesulfonate (18.6 mg, 0.071 mmol) and (3-hydroxyphenyl)boronic acid. $^1\text{H NMR}$ (CDCl_3 , 500 MHz) δ 7.50–7.43 (m, 2H), 7.30 (t, J = 7.9 Hz, 1H), 7.24 (d, J = 8.0 Hz, 2H), 7.16 (dt, J = 7.6, 1.3 Hz, 1H), 7.05 (t, J = 2.1 Hz, 1H), 6.80 (ddd, J = 8.1, 2.6, 1.0 Hz, 1H), 4.73 (d, J = 9.5 Hz, 1H), 2.39 (s, 3H); $^{13}\text{C NMR}$ (CDCl_3 , 126 MHz) δ 155.9, 143.1, 137.9, 137.5, 130.1, 129.6 (2C), 127.1 (2C), 119.8, 114.0, (2C) 21.3. Consistent with literature data.³⁵

***N,N*-Dimethyl-2-((4'-methyl-[1,1'-biphenyl]-4-yl)oxy)ethan-1-amine (2i).** Prepared following the general procedure in 96% yield (15.7 mg, 61.5 μmol) from *p*-tolyl 4-methylbenzenesulfonate (16.8 mg, 63.8 μmol) and (4-(2-(dimethylamino)ethoxy)phenyl)boronic acid (see the Supporting Information). White solid. mp = 83–86°C, TLC R_f = 0.24 (DCM/EtOH 10%); IR (neat) ν_{max} 498, 576, 630, 678, 787, 843, 920, 1035, 1094, 1117, 1159, 1180, 1195, 1216, 1236, 1268, 1314, 1374, 1401, 1452, 1498, 1531, 1581, 1606, 2758, 2815, 2853, 2921; $^1\text{H NMR}$ (CDCl_3 , 500 MHz) δ 7.53–7.47 (m, 2H), 7.47–7.42 (m, 2H), 7.22 (d, J = 7.8 Hz, 2H), 7.01–6.95 (m, 2H), 4.11 (t, J = 5.8 Hz, 2H), 2.76 (t, J = 5.7 Hz, 2H), 2.38 (s, 3H), 2.36 (s, 6H); $^{13}\text{C NMR}$ (CDCl_3 , 126 MHz) δ 158.2, 137.9, 136.4, 133.8, 129.4 (2C), 127.9 (2C), 126.6 (2C), 114.8 (2C), 66.0, 58.3, 45.9 (2C), 21.1; HR-MS 256.1694 ($\text{C}_{17}\text{H}_{21}\text{NO} + \text{H}^+$) calcd 256.1696.

4-(*p*-Tolyl)pyridine (2j). Prepared following the general procedure in 99% yield (18.1 mg, 0.107 mmol) from *p*-tolyl 4-methylbenzenesulfonate (28.0 mg, 0.107 mmol) and pyridin-4-ylboronic acid. $^1\text{H NMR}$ (CDCl_3 , 500 MHz) δ 8.66–8.61 (m, 2H), 7.59–7.52 (m, 2H), 7.52–7.45 (m, 2H), 7.30 (d, J = 7.8 Hz, 2H), 2.42 (s, 3H); $^{13}\text{C NMR}$ (CDCl_3 , 126 MHz) δ 150.3 (2C), 148.3, 139.3, 135.3, 130.0 (2C), 127.0 (2C), 121.5 (2C), 21.4. Consistent with the literature data.³⁶

3-(*p*-Tolyl)thiophene (2k). Prepared following the general procedure in 78% yield (51.5 mg, 0.236 mmol) from *p*-tolyl 4-methylbenzenesulfonate (100 mg, 0.381 mmol) and thiophen-3-ylboronic acid (97.9 mg, 0.762 mmol). $^1\text{H NMR}$ (300 MHz, CDCl_3) δ 7.50 (d, J = 8.2 Hz, 2H), 7.43–7.33 (m, 3H), 7.21 (d, J = 8.0 Hz, 2H), 2.38 (s, 3H). $^{13}\text{C NMR}$ (126 MHz, CDCl_3) δ 142.5, 137.0, 133.2, 129.6 (2C), 126.5 (2C), 126.4, 126.2, 119.8, 21.3.³⁷

2,4'-Dimethyl-1,1'-biphenyl (2l). Prepared following the general procedure in 78% yield (54.1 mg, 0.297 mmol) from *p*-tolyl 4-methylbenzenesulfonate (100 mg, 0.381 mmol) and *o*-tolylboronic acid. $^1\text{H NMR}$ (300 MHz, CDCl_3) δ 7.32–7.22 (m, 7H), 2.44 (s, 3H), 2.32 (s, 3H). $^{13}\text{C NMR}$ (126 MHz, CDCl_3) δ 141.7, 138.9, 136.2, 135.3, 130.2, 129.7, 128.9 (2C), 128.7 (2C), 126.9, 125.6, 21.1, 20.4.³⁸

4'-Methyl-[1,1'-biphenyl]-2-amine (2m). Prepared following the general procedure in 91% yield (12.7 mg, 0.069 mmol) from *p*-tolyl 4-methylbenzenesulfonate (20.0 mg, 0.076 mmol) and (2-aminophenyl)boronic acid. $^1\text{H NMR}$ (CDCl_3 , 500 MHz) δ 7.38–7.33 (m, 2H), 7.31–7.20 (m, 2H), 7.18–7.10

(m, 2H), 6.82 (td, J = 7.4, 1.2 Hz, 1H), 6.79–6.74 (m, 1H), 3.76 (s, 2H), 2.41 (s, 3H); $^{13}\text{C NMR}$ (CDCl_3 , 126 MHz) δ 143.6, 137.0, 136.6, 130.6, 129.6 (2C), 129.1 (2C), 128.4, 127.8, 118.8, 115.7, 21.3. Consistent with the literature data.³⁹

2,6-Dimethoxy-4'-methyl-1,1'-biphenyl (2n). Prepared following the general procedure in 23% yield (20.0 mg, 0.087 mmol) from *p*-tolyl 4-methylbenzenesulfonate (100 mg, 0.381 mmol) and (2,6-dimethoxyphenyl)boronic acid. $^1\text{H NMR}$ (CDCl_3 , 500 MHz) δ 7.34–7.23 (m, 5H), 6.68 (d, J = 8.3 Hz, 2H), 3.73 (s, 6H), 2.42 (s, 3H); $^{13}\text{C NMR}$ (CDCl_3 , 126 MHz) δ 157.6, 136.2, 130.8, 130.6 (2), 128.4 (2C), 128.3, 119.3, 104.0 (2C), 55.8 (2C), 21.3. Consistent with the literature data.⁴⁰

[1,1'-Biphenyl]-4-carbaldehyde (2o). Prepared following the general procedure in 91% yield (20.8 mg, 0.114 mmol) from 4-formylphenyl 4-methylbenzenesulfonate (34.7 mg, 0.125 mmol) and phenylboronic acid. $^1\text{H NMR}$ (CDCl_3 , 500 MHz) δ 10.06 (s, 1H), 7.99–7.94 (m, 2H), 7.79–7.74 (m, 2H), 7.64 (dt, J = 6.6, 1.3 Hz, 2H), 7.49 (td, J = 7.2, 6.3, 1.4 Hz, 2H), 7.46–7.39 (m, 1H); $^{13}\text{C NMR}$ (CDCl_3 , 126 MHz) δ 192.1, 147.3, 139.8, 135.3, 130.4 (2C), 129.2 (2C), 128.6, 127.8 (2C), 127.5 (2C). Consistent with the literature data.⁴¹

4-Acetyl-1,1'-biphenyl (2p). Prepared following the general procedure in 92% yield (31.1 mg, 0.158 mmol) from 4-acetylphenyl 4-methylbenzenesulfonate (50 mg, 0.172 mmol) and phenylboronic acid. $^1\text{H NMR}$ (CDCl_3 , 500 MHz) δ 8.07–8.00 (m, 2H), 7.72–7.67 (m, 2H), 7.66–7.61 (m, 2H), 7.50–7.45 (m, 2H), 7.43–7.38 (m, 1H), 2.64 (s, 3H); $^{13}\text{C NMR}$ (CDCl_3 , 126 MHz) δ 197.8, 145.8, 139.9, 135.9, 129.0 (2C), 128.9 (2C), 128.2, 127.3 (2C), 127.2 (2C), 26.7. Consistent with the literature data.⁴²

4-Methoxy-1,1'-biphenyl (2q). Prepared following the general procedure in 87% yield (29 mg, 0.157 mmol) from 4-methoxyphenyl 4-methylbenzenesulfonate (50 mg, 0.18 mmol) and phenylboronic acid. $^1\text{H NMR}$ (CDCl_3 , 300 MHz) δ 7.57–7.27 (m, 7H), 6.98 (d, J = 9.0 Hz, 2H), 3.86 (s, 3H); $^{13}\text{C NMR}$ (CDCl_3 , 126 MHz) δ 159.1, 140.8, 133.8, 128.7 (2C), 128.2 (2C), 126.8 (2C), 126.7, 114.2 (2C), 55.4. Consistent with the literature data.⁴³

4-Fluoro-1,1'-biphenyl (2r). Prepared following the general procedure in 90% yield (29 mg, 0.168 mmol) from 4-fluorophenyl 4-methylbenzenesulfonate (50 mg, 0.187 mmol) and phenylboronic acid. $^1\text{H NMR}$ (CDCl_3 , 300 MHz) δ 7.49–7.43 (m, 4H), 7.39–7.32 (m, 2H), 7.30–7.23 (m, 1H), 7.10–6.99 (m, 2H); $^{13}\text{C NMR}$ (CDCl_3 , 126 MHz) δ 162.5 (d, J = 251 Hz), 140.3, 137.4 (d, J = 2.5 Hz), 128.8 (2C), 128.7 (d, J = 8.7 Hz, 2C), 127.3, 127.0 (2C), 115.6 (d, J = 21.3, 2C). Consistent with the literature data.⁴³

4-Phenylpyridine (2s). Prepared following the general procedure in 75% yield (13.6 mg, 0.087 mmol) from pyridin-4-yl 4-methylbenzenesulfonate (29.2 mg, 0.117 mmol) and phenylboronic acid. $^1\text{H NMR}$ (500 MHz, CDCl_3) δ 8.70–8.65 (m, 2H), 7.65 (dd, J = 7.2, 1.9 Hz, 2H), 7.54–7.50 (m, 2H), 7.49 (d, J = 7.7 Hz, 2H), 7.47–7.44 (m, 1H); $^{13}\text{C NMR}$ (126 MHz, CDCl_3) δ 150.2 (2C), 148.7, 138.2, 129.3 (2C), 129.2, 127.2 (2C), 121.9 (2C). Consistent with the literature data.⁴¹

2-(4-Methoxyphenyl)naphthalene (2t). Prepared following the general procedure in 85% yield (71.8 mg, 0.29 mmol) from naphthalen-2-yl 4-methylbenzenesulfonate (100 mg, 0.335 mmol) and (4-methoxyphenyl)boronic acid (101.9 mg, 0.67 mmol). $^1\text{H NMR}$ (300 MHz, CDCl_3) δ 8.01–7.97 (m, 1H), 7.93–7.82 (m, 2H), 7.75–7.63 (m, 3H), 7.54–7.42 (m, 2H),

7.07–6.99 (m, 2H), 3.88 (s, 3H). ^{13}C NMR (500 MHz, CDCl_3) δ 159.4, 138.3, 133.9, 133.7, 132.4, 128.6 (2C), 128.5, 128.2, 127.8, 126.4, 125.8, 125.6, 125.2, 114.4 (2C), 55.5.⁴⁴

(*E*)-1-Methyl-4-styrylbenzene (**2u**). Prepared following the general procedure in 89% yield (14.8 mg, 0.076 mmol) from *p*-tolyl 4-methylbenzenesulfonate (22.4 mg, 0.085 mmol) and *trans*-2-phenylvinylboronic acid. ^1H NMR (CDCl_3 , 500 MHz) δ 7.53 (d, J = 7.6 Hz, 2H), 7.45 (d, J = 7.9 Hz, 2H), 7.38 (t, J = 7.6 Hz, 2H), 7.28 (t, J = 3.8 Hz, 1H), 7.20 (d, J = 7.8 Hz, 2H), 7.11 (d, J = 2.4 Hz, 2H), 2.39 (s, 3H); ^{13}C NMR (CDCl_3 , 126 MHz) δ 137.7, 134.6, 129.6, 129.5 (2C), 128.8 (2C), 128.7 (2C), 127.8, 127.5 (2C), 126.5 (2C), 21.4. Consistent with literature data.⁴⁵

(*E*)-1-Phenylcyclooct-1-ene (**2w**). Prepared following the general procedure in 73% yield (43.7 mg, 0.235 mmol) from (*E*)-1-bromocyclooct-1-ene **1w** (60.0 mg, 0.32 mmol) and phenylboronic acid. ^1H NMR (CDCl_3 , 500 MHz) δ 7.44–7.38 (m, 2H), 7.34–7.26 (m, 2H), 7.25–7.17 (m, 1H), 6.01 (t, J = 8.3 Hz, 1H), 2.66–2.60 (m, 2H), 2.33–2.26 (m, 2H), 1.69–1.62 (m, 2H), 1.61–1.56 (m, 2H), 1.57–1.50 (m, 4H); ^{13}C NMR (CDCl_3 , 126 MHz) δ 143.3, 140.4, 128.3 (2C), 128.1, 126.6, 125.9 (2C), 30.1, 29.6, 28.6, 27.6, 27.0, 26.3. Consistent with the literature data.⁴⁶

1,1,2,2-Tetraphenylethane (**2x**). Prepared following the general procedure in 79% yield (26.1 mg, 0.079 mmol) from 2-bromo-1,1,2-triphenylethane **1x** (33.6 mg, 0.1 mmol) and phenylboronic acid. ^1H NMR (CDCl_3 , 300 MHz) δ 7.15–7.08 (m, 12H), 7.07–6.98 (m, 8H); ^{13}C NMR (CDCl_3 , 126 MHz) δ 143.9 (4C), 141.1 (2C), 131.5 (8C), 127.8 (8C), 126.5 (4C). Consistent with the literature data.⁴⁷

4-(1,2-Diphenylbut-1-en-1-yl)phenol (**2y**). Prepared following the general procedure using NaOH as the base in 73% yield (11.1 mg, 0.037 mmol, *E/Z* = 79/21) from (*E*)-1,2-diphenylbut-1-en-1-yl 4-methylbenzenesulfonate⁴⁸ (**E**)-**1y** (19.1 mg, 0.050 mmol) and (4-hydroxyphenyl)boronic acid. ^1H NMR (CDCl_3 , 500 MHz, mixture of *E/Z* isomers) δ 7.35 (t, J = 7.6 Hz, 2H_Z), 7.28–6.97 (m, 18H), 6.90–6.85 (m, 2H), 6.82 (d, J = 8.5 Hz, 2H_E), 6.74 (d, J = 8.5 Hz, 2H_Z), 6.47 (d, J = 8.5 Hz, 2H_Z), 4.74 (bs, 1H_E), 4.51 (bs, 1H_Z), 2.50 (q, J = 7.5 Hz, 2H_E), 2.45 (q, J = 7.5 Hz, 2H_Z), 0.94 (t, J = 7.5 Hz, 3H_E), 0.92 (t, J = 7.5 Hz, 3H_Z); ^{13}C NMR (CDCl_3 , 126 MHz, mixture of *E/Z* isomers) δ 154.2, 153.3, 143.7, 143.3, 142.4, 142.3, 142.0, 141.4, 138.2, 138.1, 136.2, 135.7, 132.1, 130.8, 129.7, 129.4, 128.1, 127.9, 127.8, 127.3, 126.5, 126.0, 125.6, 114.9, 114.2, 29.0, 13.6. Consistent with the literature data.⁴⁹

2-(Benzo[d][1,3]dioxol-5-yl)quinoline (**Dubamine**). Prepared following the general procedure in 88% yield (32.6 mg, 0.13 mmol) from quinolin-2-yl 4-methylbenzenesulfonate⁵⁰ **1z** (44.6 mg, 0.148 mmol) and 3,4-methylenedioxyphenylboronic acid. ^1H NMR (CDCl_3 , 500 MHz) δ 8.18 (dd, J = 8.7, 0.8 Hz, 1H), 8.13 (dq, J = 8.4, 0.9 Hz, 1H), 7.83–7.78 (m, 2H), 7.75 (d, J = 1.8 Hz, 1H), 7.71 (ddd, J = 8.4, 6.9, 1.5 Hz, 1H), 7.66 (dd, J = 8.1, 1.8 Hz, 1H), 7.51 (ddd, J = 8.1, 6.9, 1.2 Hz, 1H), 6.95 (d, J = 8.1 Hz, 1H), 6.05 (s, 2H); ^{13}C NMR (CDCl_3 , 126 MHz) δ 156.8, 149.0, 148.5, 148.3, 136.8, 134.3, 129.8, 129.7, 127.6, 127.1, 126.2, 121.9, 118.8, 108.6, 108.1, 101.5; HR-MS 250.0851 ($\text{C}_{13}\text{H}_{11}\text{NO}_2+\text{H}^+$) calcd 250.0863. Consistent with the literature data.⁵¹

(*Z*)-2-(4-(1,2-Diphenylbut-1-en-1-yl)phenoxy)-*N,N*-dimethylethan-1-amine (**Tamoxifen**). Prepared following the general procedure using NaOH as the base in 78% yield (14.3 mg, 38.5 μmol) from (*Z*)-1,2-diphenylbut-1-en-1-yl 4-methylbenzenesulfonate⁴⁸ (**Z**)-**1y** (18.6 mg, 49.0 μmol) and

(4-(2-(dimethylamino)ethoxy)phenyl)boronic acid²⁷ **3**. It was obtained as a white solid; TLC R_f 0.28 ($\text{CH}_2\text{Cl}_2/\text{EtOH}$ 5%); ^1H NMR (CDCl_3 , 500 MHz) δ 7.39–7.30 (m, 2H), 7.32–7.19 (m, 2H), 7.20–7.05 (m, 6H), 6.76 (d, J = 9.1, 8.6 Hz, 2H), 6.55 (d, 2H), 3.95 (t, J = 5.7 Hz, 2H), 2.68 (t, J = 5.2 Hz, 2H), 2.45 (q, J = 7.4 Hz, 2H), 2.32 (s, 6H), 0.92 (t, J = 7.3 Hz, 3H); ^{13}C NMR (CDCl_3 , 126 MHz) δ 156.8, 143.9, 142.5, 141.5, 138.3, 135.7, 132.0 (2C), 129.8 (2C), 129.6 (2C), 128.2 (2C), 128.0 (2C), 126.6, 126.1, 113.5 (2C), 65.5, 58.3, 45.9, 29.2 (2C), 13.8; HR-MS 372.2297 ($\text{C}_{26}\text{H}_{29}\text{ON}+\text{H}^+$) calcd 372.2322. Consistent with the literature data.²⁸

■ ASSOCIATED CONTENT

Supporting Information

The Supporting Information is available free of charge at <https://pubs.acs.org/doi/10.1021/acsomega.1c05770>.

Copies of ^1H and ^{13}C spectra (PDF)

■ AUTHOR INFORMATION

Corresponding Author

Aurélien Blanc – Laboratoire de Synthèse, Réactivité Organiques et Catalyse, Institut de Chimie, UMR 7177, Université de Strasbourg, CNRS, 67070 Strasbourg, France; orcid.org/0000-0003-4240-3281; Email: ablanc@unistra.fr

Authors

Fatih Sirindil – Laboratoire de Synthèse, Réactivité Organiques et Catalyse, Institut de Chimie, UMR 7177, Université de Strasbourg, CNRS, 67070 Strasbourg, France
Romain Pertschi – Laboratoire de Synthèse, Réactivité Organiques et Catalyse, Institut de Chimie, UMR 7177, Université de Strasbourg, CNRS, 67070 Strasbourg, France
Emma Naulin – Laboratoire de Synthèse, Réactivité Organiques et Catalyse, Institut de Chimie, UMR 7177, Université de Strasbourg, CNRS, 67070 Strasbourg, France
Delphine Hatey – Laboratoire de Synthèse, Réactivité Organiques et Catalyse, Institut de Chimie, UMR 7177, Université de Strasbourg, CNRS, 67070 Strasbourg, France
Jean-Marc Weibel – Laboratoire de Synthèse, Réactivité Organiques et Catalyse, Institut de Chimie, UMR 7177, Université de Strasbourg, CNRS, 67070 Strasbourg, France
Patrick Pale – Laboratoire de Synthèse, Réactivité Organiques et Catalyse, Institut de Chimie, UMR 7177, Université de Strasbourg, CNRS, 67070 Strasbourg, France

Complete contact information is available at:

<https://pubs.acs.org/doi/10.1021/acsomega.1c05770>

Notes

The authors declare no competing financial interest.

■ ACKNOWLEDGMENTS

The authors gratefully acknowledge the French Ministry of Research and the CNRS for financial support. F.S. and R.P. thank the French Ministry of Research for Ph.D. fellowships.

■ ABBREVIATIONS

SMC, Suzuki–Miyaura Coupling; Ts, tosyl; Mbs, *para*-methoxybenzenesulfonyl; Ms, mesyl; TBAOH, *tetra*-butylammonium hydroxide; PhBpin, phenylboronic acid pinacol ester

REFERENCES

- (1) (a) Miyaura, N.; Suzuki, A. Palladium-catalyzed cross-coupling reactions of organoboron compounds. *Chem. Rev.* **1995**, *95*, 2457–2483. (b) D'Alterio, M. C.; Casals-Cruanas, E.; Tzouras, N. V.; Talarico, G.; Nolan, S. P.; Poater, A. Mechanistic aspects of the palladium-catalyzed Suzuki–Miyaura cross-coupling reaction. *Chem. – Eur. J.* **2021**, *27*, 13481.
- (2) (a) Littke, A. F.; Dai, C.; Fu, G. C. Versatile catalysts for the Suzuki cross-coupling of arylboronic acids with aryl and vinyl halides and triflates under mild conditions. *J. Am. Chem. Soc.* **2000**, *122*, 4020–4028. (b) Stambuli, J. P.; Kuwano, R.; Hartwig, J. F. Unparalleled rates for the activation of aryl chlorides and bromides: coupling with amines and boronic acids in minutes at room temperature. *Angew. Chem., Int. Ed.* **2002**, *41*, 4746–4748.
- (3) (a) Old, D. W.; Wolfe, J. P.; Buchwald, S. L. A highly active catalyst for palladium-catalyzed cross-coupling reactions: Room-temperature Suzuki couplings and amination of unactivated aryl chlorides. *J. Am. Chem. Soc.* **1998**, *120*, 9722–9723. (b) Martin, R.; Buchwald, S. L. Palladium-catalyzed Suzuki–Miyaura cross-coupling reactions employing dialkylbiaryl phosphine ligands. *Acc. Chem. Res.* **2008**, *41*, 1461–1473.
- (4) For selected recent examples, see: (a) Dong, Y.; Sun, S.; Yang, F.; Zhu, Y.; Zhu, W.; Qiao, H.; Wu, Y.; Wu, Y. Pd-catalyzed aminocarbonylation of alkynes with amines using $\text{Co}_2(\text{CO})_8$ as a carbonyl source. *Org. Chem. Front.* **2016**, *3*, 720–724. (b) Onoabedje, E. A.; Okoro, U. C.; Knight, D. W.; Sarkar, A. Functionalization of linear and angular phenothiazine and phenoxazine ring systems via Pd(0)/XPhos mediated Suzuki–Miyaura cross-coupling reactions. *J. Heterocycl. Chem.* **2016**, *53*, 1787–1794. (c) Paraja, M.; Barroso, R.; Cabal, M. P.; Valdes, C. Synthesis of dienes by palladium-catalyzed couplings of tosylhydrazones with aryl and alkenyl halides. *Adv. Synth. Catal.* **2017**, *359*, 1058–1062.
- (5) (a) Dikova, A.; Cheval, N. P.; Blanc, A.; Weibel, J.-M.; Pale, P. Aryl and heteroaryl nosylates as stable and cheap partners for Suzuki–Miyaura cross-coupling reactions. *Tetrahedron* **2016**, *72*, 1960–1968. (b) Zhang, L.; Qing, J.; Yang, P.; Wu, J. Palladium-catalyzed Hiyama cross-coupling reactions of aryl mesylates. *Org. Lett.* **2008**, *10*, 4971–4974. (c) Naber, J. R.; Buchwald, S. L. Palladium-catalyzed Stille cross-coupling reaction of aryl chlorides using a pre-milled palladium acetate and XPhos catalyst system. *Adv. Synth. Catal.* **2008**, *350*, 957–961. (d) Nguyen, H. N.; Huang, X.; Buchwald, S. L. The first general palladium catalyst for the Suzuki–Miyaura and carbonyl enolate coupling of aryl arenesulfonates. *J. Am. Chem. Soc.* **2003**, *125*, 11818–11819.
- (6) Wagschal, S.; Perego, L. A.; Simon, A.; Franco-Espejo, A.; Tocqueville, C.; Albaneze-Walker, J.; Jutand, A.; Grimaud, L. Formation of XPhos-ligated palladium(0) complexes and reactivity in oxidative additions. *Chem. – Eur. J.* **2019**, *25*, 6980–6987.
- (7) Kashin, A. S.; Ananikov, V. P. Catalytic C–C and C–heteroatom bond formation reactions: *in situ* generated or preformed catalysts? Complicated mechanistic picture behind well-known experimental procedures. *J. Org. Chem.* **2013**, *78*, 11117–11125.
- (8) (a) Hazari, N.; Melvin, P. R.; Beromi, M. M. Well-defined nickel and palladium precatalysts for cross-coupling. *Nat. Rev. Chem.* **2017**, *1*, No. 0025. (b) Seechurn, C. C. C. J.; Li, H.; Colacot, T. J. Pd-Phosphine Precatalysts For Modern Cross-coupling Reactions. In *New Trends in Cross-Coupling: Theory and Applications*; Royal Society of Chemistry, 2015; Vol. 21, Chapter 3, pp 91–138. (c) Li, H.; Seechurn, C. C. C. J.; Colacot, T. J. Development of preformed Pd catalysts for cross-coupling reactions, beyond the 2010 Nobel prize. *ACS Catal.* **2012**, *2*, 1147–1164.
- (9) (a) Bruno, N. C.; Niljianskul, N.; Buchwald, S. L. *N*-Substituted 2-aminobiphenylpalladium methanesulfonate precatalysts and their use in C–C and C–N cross-couplings. *J. Org. Chem.* **2014**, *79*, 4161–4166. (b) Bruno, N. C.; Tudge, M. T.; Buchwald, S. L. Design and preparation of new palladium precatalysts for C–C and C–N cross-coupling reactions. *Chem. Sci.* **2013**, *4*, 916–920. (c) Kinzel, T.; Zhang, Y.; Buchwald, S. L. A new palladium precatalyst allows for the fast Suzuki–Miyaura coupling reactions of unstable polyfluorophenyl and 2-heteroaryl boronic acids. *J. Am. Chem. Soc.* **2010**, *132*, 14073–14075.
- (10) (a) Brinkmann, M.; Blenkle, H.; Salowsky, H.; Bluhm, K.; Schiwy, S.; Tiehm, A.; Hollert, H. Genotoxicity of heterocyclic PAHs in the micronucleus assay with the fish liver cell line RTL-W1. *PLoS One* **2014**, *9*, No. e85692. (b) Zhanataev, A. K.; Eremina, N. V.; Chayka, Z. V.; Kazey, V. I.; Andrianova, E. L.; Purmal, A. A.; Rydkina, E. B.; Durnev, A. D. Genotoxicity of two new carbazole derivatives with antifungal activity. *Mutat. Res.* **2017**, *816–817*, 24–31.
- (11) Schmid, T. E.; Jones, D. C.; Songis, O.; Diebolt, O.; Furst, M. R. L.; Slawin, A. M. Z.; Cazin, C. S. J. Mixed phosphine/*N*-heterocyclic carbene palladium complexes: synthesis, characterization and catalytic use in aqueous Suzuki–Miyaura reactions. *Dalton Trans.* **2013**, *42*, 7345–7353.
- (12) DeAngelis, A. J.; Gildner, P. G.; Chow, R.; Colacot, T. J. Generating active “L-Pd(0)” via neutral or cationic π -allylpalladium complexes featuring biaryl/bipyrazolylphosphines: synthetic, mechanistic, and structure-activity studies in challenging cross-coupling reactions. *J. Org. Chem.* **2015**, *80*, 6794–6813.
- (13) Melvin, P. R.; Nova, A.; Balcells, D.; Dai, W.; Hazari, N.; Hruszkewycz, D. P.; Shah, H. P.; Tudge, M. T. Design of a versatile and improved precatalyst scaffold for palladium-catalyzed cross-coupling: $(\eta^3\text{-}1\text{-}t\text{Bu-indenyl})_2(\mu\text{-Cl})_2\text{Pd}_2$. *ACS Catal.* **2015**, *5*, 3680–3688.
- (14) Sirindil, F.; Weibel, J.-M.; Pale, P.; Blanc, A. Total synthesis of rhazinilam through gold-catalyzed cycloisomerization-sulfonyl migration and palladium-catalyzed Suzuki–Miyaura coupling of pyrrolyl sulfonates. *Org. Lett.* **2019**, *21*, 5542–5546.
- (15) (a) Schoenberg, A.; Bartoletti, I.; Heck, R. F. Palladium-catalyzed carboalkoxylation of aryl, benzyl, and vinylic halides. *J. Org. Chem.* **1974**, *39*, 3318–3326. (b) Miyaura, N.; Suzuki, A. Palladium-catalyzed reaction of 1-alkenylboronates with vinylic halides: (1*Z*,3*E*)-1-phenyl-1,3-octadiene. *Org. Synth.* **1990**, *68*, 130–137.
- (16) Yang, Y.; Lim, J. F. Y.; Chew, X.; Robins, E. G.; Johannes, C. W.; Lim, Y. H.; Jong, H. Palladium precatalysts containing *meta*-terarylphosphine ligands for expedient copper-free Sonogashira cross-coupling reactions. *Catal. Sci. Technol.* **2015**, *5*, 3501–3506.
- (17) Cubiňák, M.; Eigner, V.; Tobrman, T. Bench-stable sulfoxide-based boronates: preparation and application in a tandem Suzuki reaction. *Adv. Synth. Catal.* **2018**, *360*, 4604–4614.
- (18) Lennox, A. J. J.; Lloyd-Jones, G. C. Selection of boron reagents for Suzuki–Miyaura coupling. *Chem. Soc. Rev.* **2014**, *43*, 412–443.
- (19) Barder, T. E.; Walker, S. D.; Martinelli, J. R.; Buchwald, S. L. Catalysts for Suzuki–Miyaura coupling processes: scope and studies of the effect of ligand structure. *J. Am. Chem. Soc.* **2005**, *127*, 4685–4696.
- (20) Jutand, A. Contribution of electrochemistry to organometallic catalysis. *Chem. Rev.* **2008**, *108*, 2300–2347.
- (21) (a) Amatore, C.; Jutand, A.; Le Duc, G. Kinetic data for the transmetalation/reductive elimination in palladium-catalyzed Suzuki–Miyaura reactions: unexpected triple role of hydroxide ions used as base. *Chem. – Eur. J.* **2011**, *17*, 2492–2503. (b) Amatore, C.; Jutand, A.; Le Duc, G. Mechanistic origin of antagonist effects of usual anionic bases (OH^- , CO_3^{2-}) as modulated by their counteranions (Na^+ , Cs^+ , K^+) in palladium-catalyzed Suzuki–Miyaura reactions. *Chem. – Eur. J.* **2012**, *18*, 6616–6625. (c) Amatore, C.; Le Duc, G.; Jutand, A. Mechanism of palladium-catalyzed Suzuki–Miyaura reactions: multiple and antagonistic roles of anionic “bases” and their counteranions. *Chem. – Eur. J.* **2013**, *19*, 10082–10093. (d) Amatore, C.; El Kaim, L.; Grimaud, L.; Jutand, A.; Meignie, A.; Romanov, G. Kinetic data on the synergetic role of amines and water in the reduction of phosphine-ligated palladium(II) to palladium(0). *Eur. J. Org. Chem.* **2014**, *2014*, 4709–4713.
- (22) Andersen, T. L.; Friis, S. D.; Audrain, H.; Nordeman, P.; Antoni, G.; Skrydstrup, T. Efficient ^{11}C -carbonylation of isolated aryl palladium complexes for PET: application to challenging radiopharmaceutical synthesis. *J. Am. Chem. Soc.* **2015**, *137*, 1548–1555.
- (23) For mechanism of oxidative addition of Pd^0 complexes ligated by bulky monophosphines, see: Kurbangalieva, A.; Carmichael, D.;

- Hii, K. K.; Jutand, A.; Brown, J. M. Oxidative addition to palladium(0) diphosphine complexes: observations of mechanistic complexity with iodobenzene as reactant. *Chem. – Eur. J.* **2014**, *20*, 1116–1125.
- (24) Brossi, A. *The Alkaloids: Chemistry and Pharmacology*, Academic Press: San Diego, 1988.
- (25) Shiina, I.; Sano, Y.; Nakata, K.; Suzuki, M.; Yokoyama, T.; Sasaki, A.; Orikasa, T.; Miyamoto, T.; Ikekita, M.; Nagahara, Y.; Hasome, Y. An expeditious synthesis of tamoxifen, a representative SERM (selective estrogen receptor modulator), via the three-component coupling reaction among aromatic aldehyde, (cinnamyl)-trimethylsilane, and β -chlorophenetole. *Bioorg. Med. Chem.* **2007**, *15*, 7599–7617.
- (26) Lei, X.; Jalla, A.; Shama, M. A. A.; Stafford, J. M.; Cao, B. Chromatography-free and eco-friendly synthesis of aryl tosylates and mesylates. *Synthesis* **2015**, *47*, 2578–2585.
- (27) (a) Facchini, S. V.; Cettolin, M.; Bai, X.; Casamassima, G.; Pignataro, L.; Gennari, C.; Piarulli, U. Efficient synthesis of amines by iron-catalyzed C = N transfer hydrogenation and C=O reductive amination. *Adv. Synth. Catal.* **2018**, *360*, 1054–1059. (b) Nunes, C.; Steffens, D.; Monteiro, A. Synthesis of tri- and tetrasubstituted olefins by palladium cross-coupling reaction. *Synlett* **2007**, *2007*, 0103–0106.
- (28) Zhou, C.; Larock, R. C. Regio- and stereoselective route to tetrasubstituted olefins by the palladium-catalyzed three-component coupling of aryl iodides, internal alkynes, and arylboronic acids. *J. Org. Chem.* **2005**, *70*, 3765–3777.
- (29) Zhou, W.-J.; Wang, K.-H.; Wang, J.-X.; Huang, D.-F. Reusable, polystyrene-resin-supported, palladium-catalyzed, atom-efficient cross-coupling reaction of aryl halides with triaryl bismuths. *Eur. J. Org. Chem.* **2010**, *2010*, 416–419.
- (30) Guan, B.-T.; Wang, Y.; Li, B.-J.; Yu, D.-G.; Shi, Z.-J. Biaryl construction via Ni-catalyzed C–O activation of phenolic carboxylates. *J. Am. Chem. Soc.* **2008**, *130*, 14468–14470.
- (31) Döbele, M.; Vanderheiden, S.; Jung, N.; Bräse, S. Synthesis of aryl fluorides on a solid support and in solution by utilizing a fluorinated solvent. *Angew. Chem., Int. Ed.* **2010**, *49*, 5986–5988.
- (32) Lü, B.; Fu, C.; Ma, S. Application of a readily available and air stable monophosphine HBF₄ salt for the Suzuki coupling reaction of aryl or 1-alkenyl chlorides. *Tetrahedron Lett.* **2010**, *51*, 1284–1286.
- (33) Su, W.; Urgaonkar, S.; McLaughlin, P. A.; Verkade, J. G. Highly active palladium catalysts supported by bulky proazaphosphatranes ligands for Stille cross-coupling: Coupling of aryl and vinyl chlorides, room temperature coupling of aryl bromides, coupling of aryl triflates, and synthesis of sterically hindered biaryls. *J. Am. Chem. Soc.* **2004**, *126*, 16433–16439.
- (34) Chow, W. K.; So, C. M.; Lau, C. P.; Kwong, F. Y. A general palladium catalyst system for Suzuki–Miyaura coupling of potassium aryltrifluoroborates and aryl mesylates. *J. Org. Chem.* **2010**, *75*, 5109–5112.
- (35) Ishikawa, S.; Manabe, K. Synthetic method for multifunctionalized oligoarenes using pinacol esters of hydroxyphenylboronic acids. *Chem. Commun.* **2006**, 2589–2591.
- (36) Fleckenstein, C. A.; Plenio, H. Highly efficient Suzuki–Miyaura coupling of heterocyclic substrates through rational reaction design. *Chem. – Eur. J.* **2008**, *14*, 4267–4279.
- (37) Hatakeyama, T.; Hashimoto, S.; Ishizuka, K.; Nakamura, M. Highly selective biaryl cross-coupling reactions between aryl halides and aryl Grignard reagents: a new catalyst combination of N-heterocyclic carbenes and iron, cobalt, and nickel fluorides. *J. Am. Chem. Soc.* **2009**, *131*, 11949–11963.
- (38) So, C. M.; Lau, C. P.; Kwong, F. Y. Easily accessible and highly tunable indolyl phosphine ligands for Suzuki–Miyaura coupling of aryl chlorides. *Org. Lett.* **2007**, *9*, 2795–2798.
- (39) Stokes, B. J.; Jovanović, B.; Dong, H.; Richert, K. J.; Riell, R. D.; Driver, T. G. Rh₂(II)-Catalyzed synthesis of carbazoles from biaryl azides. *J. Org. Chem.* **2009**, *74*, 3225–3228.
- (40) Becht, J.-M.; Catala, C.; Le Drian, C.; Wagner, A. Synthesis of biaryls via decarboxylative Pd-catalyzed cross-coupling reaction. *Org. Lett.* **2007**, *9*, 1781–1783.
- (41) Ackermann, L.; Potukuchi, H. K.; Althammer, A.; Born, R.; Mayer, P. Tetra-ortho-substituted biaryls through palladium-catalyzed Suzuki–Miyaura couplings with a diaminochlorophosphine ligand. *Org. Lett.* **2010**, *12*, 1004–1007.
- (42) Alacid, E.; Najera, C. First cross-coupling reaction of potassium aryltrifluoroborates with organic chlorides in aqueous media catalyzed by an oxime-derived palladacycle. *Org. Lett.* **2008**, *10*, 5011–5014.
- (43) Watson, D. A.; Su, M.; Teverovskiy, G.; Zhang, Y.; Garcia-Fortanet, J.; Kinzel, T.; Buchwald, S. L. Formation of ArF from LPdAr(F): catalytic conversion of aryl triflates to aryl fluorides. *Science* **2009**, *325*, 1661–1664.
- (44) Shen, H.-C.; Pal, S.; Lian, J.-J.; Liu, R.-S. Ruthenium-catalyzed aromatization of aromatic enynes via the 1,2-migration of halo and aryl groups: a new process involving electrocyclization and skeletal rearrangement. *J. Am. Chem. Soc.* **2003**, *125*, 15762–15763.
- (45) Cella, R.; Stefani, H. A. Ultrasound-assisted synthesis of Z and E stilbenes by Suzuki cross-coupling reactions of organotellurides with potassium organotrifluoroborate salts. *Tetrahedron* **2006**, *62*, 5656–5662.
- (46) Rao, M. L. N.; Jadhav, D. N.; Venkatesh, V. Atom-efficient vinylic arylations with triaryl bismuths as substoichiometric multi-coupling reagents under palladium catalysis. *Eur. J. Org. Chem.* **2009**, *2009*, 4300–4306.
- (47) Suleymanov, A. A.; Doll, M.; Ruggi, A.; Scopelliti, R.; Fadaei-Tirani, F.; Severin, K. Synthesis of tetraarylethene luminogens by C–H vinylation of aromatic compounds with triazines. *Angew. Chem., Int. Ed.* **2020**, *59*, 9957–9961.
- (48) Li, B. X.; Le, D. N.; Mack, K. A.; McClory, A.; Lim, N.-K.; Cravillon, T.; Savage, S.; Han, C.; Collum, D. B.; Zhang, H.; Gosselin, F. Highly stereoselective synthesis of tetrasubstituted acyclic all-carbon olefins via enol tosylation and Suzuki–Miyaura coupling. *J. Am. Chem. Soc.* **2017**, *139*, 10777–10783.
- (49) Ganapathy, D.; Sekar, G. Efficient synthesis of polysubstituted olefins using stable palladium nanocatalyst: applications in synthesis of tamoxifen and isocombretastatin A4. *Org. Lett.* **2014**, *16*, 3856–3859.
- (50) Fan, S.; Yang, J.; Zhang, X. Pd-Catalyzed direct cross-coupling of electron-deficient polyfluoroarenes with heteroaromatic tosylates. *Org. Lett.* **2011**, *13*, 4374–4377.
- (51) Cheval, N. P.; Dikova, A.; Blanc, A.; Weibel, J.-M.; Pale, P. Vinyl nosylates: an ideal partner for palladium-catalyzed cross-coupling. *Chem. – Eur. J.* **2013**, *19*, 8765–8768.