



HAL
open science

Palladium-Catalyzed Silylcyanation of Ynamides: Regio- and Stereoselective Access to Tetrasubstituted 3-Silyl-2-Aminoacrylonitriles

Pierre Hansjacob, Frédéric R. Leroux, Vincent Gandon, Morgan Donnard

► **To cite this version:**

Pierre Hansjacob, Frédéric R. Leroux, Vincent Gandon, Morgan Donnard. Palladium-Catalyzed Silylcyanation of Ynamides: Regio- and Stereoselective Access to Tetrasubstituted 3-Silyl-2-Aminoacrylonitriles. *Angewandte Chemie International Edition*, 2022, 10.1002/anie.202200204 . hal-03541070

HAL Id: hal-03541070

<https://hal.science/hal-03541070>

Submitted on 22 Jul 2022

HAL is a multi-disciplinary open access archive for the deposit and dissemination of scientific research documents, whether they are published or not. The documents may come from teaching and research institutions in France or abroad, or from public or private research centers.

L'archive ouverte pluridisciplinaire **HAL**, est destinée au dépôt et à la diffusion de documents scientifiques de niveau recherche, publiés ou non, émanant des établissements d'enseignement et de recherche français ou étrangers, des laboratoires publics ou privés.


Silylcyanation Hot Paper
How to cite: *Angew. Chem. Int. Ed.* **2022**, *61*, e202200204

International Edition: doi.org/10.1002/anie.202200204

German Edition: doi.org/10.1002/ange.202200204

Palladium-Catalyzed Silylcyanation of Ynamides: Regio- and Stereoselective Access to Tetrasubstituted 3-Silyl-2-Aminoacrylonitriles

Pierre Hansjacob, Frédéric R. Leroux, Vincent Gandon,* and Morgan Donnard*

In memory of Professor Eiichi Negishi

Abstract: The palladium-catalyzed silylcyanation of ynamides is described. This reaction is fully regioselective, delivering tetrasubstituted 2-aminoacrylonitriles derivatives exclusively. Unexpectedly, the nature (aryl or alkyl) of the substituent located at the β -position of the ynamide directly controls the stereoselectivity. The reaction tolerates a number of functional groups and can be considered as the first general access to fully substituted 2-aminoacrylonitriles. Given the singular reactivity observed, a computational study was performed to shed light on the mechanism of this intriguing transformation. Relying on the specific reactivity of the newly installed vinylsilane functionality, the scope of 2-aminoacrylonitriles has been enlarged by postfunctionalization.

Introduction

Acrylonitriles have long been recognized for their versatility in synthetic chemistry and they are broadly used in various fields such as pharmaceutical or material sciences.^[1] In spite of a great need for such compounds, the methods available for obtaining fully substituted alkenyl nitriles remain

limited. This can be easily explained by the inherent difficulty to synthesize tetrasubstituted alkenes because of the strong congestion around the C=C bond, and also the difficulty to distribute the various substituents in a stereo- and regioselective way.^[2] In addition, these difficulties are significantly increased when it is a question of having four substituents of a different nature around the alkene. In line with our interest in developing selective synthetic pathways towards amino-substituted Michael acceptors,^[3] we decided to turn our attention to the synthesis of tetrasubstituted 2-aminoacrylonitriles (also called α -enamionitriles). Despite their high synthetic potential as captodative small and versatile nitrogen building blocks,^[4] and unlike β -enamionitriles (i.e. 3-aminoacrylonitriles) for which many synthetic routes have been devised,^[5] 2-aminoacrylonitriles remain underexplored. Moreover, no general pathways to reach tetrasubstituted members of this family have been described to date.

While very efficient, the condensation of aminonitrile derivatives with ketones^[6] or the nucleophilic substitution by an amino group of tetracyanoethylene,^[7] or a haloacrylonitrile,^[8] lead mostly to α -enamionitriles exhibiting at least two identical substituents. One of the most elegant methods to rapidly build tetrasubstituted alkenes bearing four different substituents is the 1,2-difunctionalization of unsymmetrical internal alkynes.^[9,10,11] The first synthesis of tetrasubstituted 2-aminoacrylonitriles based on this approach was reported by the Beletskaya group.^[12] It consists of the silyl-, the stannyl- or the bromo-cyanation of ynamines catalyzed by trimethylsilyl iodide (Figure 1). However, this method is very limited in terms of substrates due to their restricted synthetic accessibility and their instability.^[13] The 1,2-difunctionalization strategy has also been applied by Werz and co-workers for the intramolecular chalcogenocyanation of two ynamides, leading to a fully substituted 3-sulphenyl-2-amido-acrylonitrile and a 3-selenyl-2-amido-acrylonitrile.^[14]

In this context, we have decided to develop the regio- and stereo-controlled silylcyanation of internal ynamides^[15] (an easy-to-access family of nitrogen-substituted alkynes) to obtain fully substituted 3-silyl-2-amido-acrylonitriles **2**. Interestingly, the introduction of a silylated moiety could increase the versatility of these platforms, given the rich reactivity of vinylsilanes.^[16] Thus, this transformation could allow to easily obtain a highly functionalized small building-

[*] P. Hansjacob, Dr. F. R. Leroux, Dr. M. Donnard
Laboratoire d'Innovation Moléculaire et Applications (UMR 7042)
Université de Strasbourg, Université de Haute-Alsace, CNRS
67000 Strasbourg (France)
E-mail: donnard@unistra.fr

Prof. V. Gandon
Institut de Chimie Moléculaire et des Matériaux d'Orsay
CNRS UMR 8182, Université Paris-Saclay
Bâtiment 420, 91405 Orsay cedex (France)
and
Laboratoire de Chimie Moléculaire (LCM), CNRS UMR 9168, Ecole
Polytechnique, Institut Polytechnique de Paris
route de Saclay, 91128 Palaiseau cedex (France)
E-mail: vincent.gandon@universite-paris-saclay.fr

© 2022 The Authors. Angewandte Chemie International Edition published by Wiley-VCH GmbH. This is an open access article under the terms of the Creative Commons Attribution Non-Commercial NoDerivs License, which permits use and distribution in any medium, provided the original work is properly cited, the use is non-commercial and no modifications or adaptations are made.

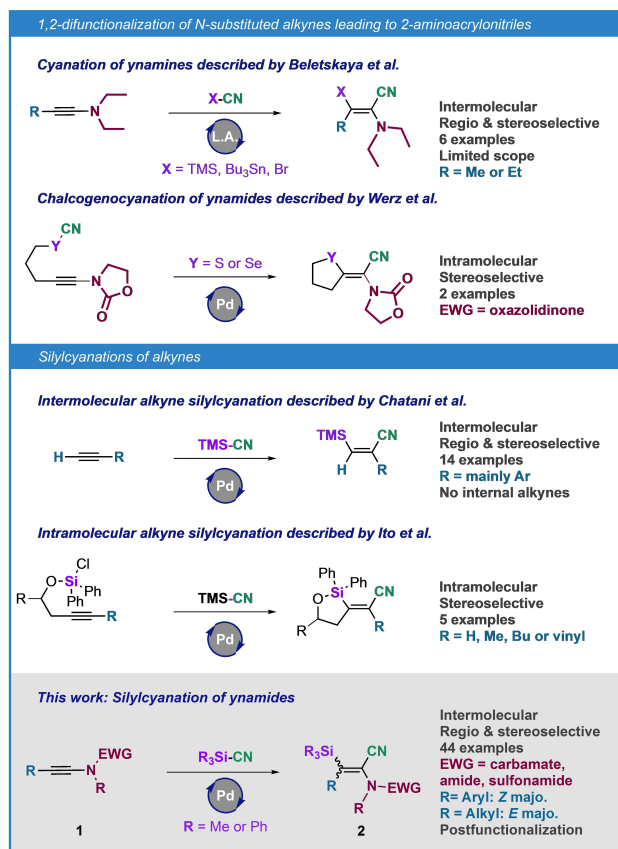


Figure 1. Our strategy to access tetrasubstituted 2-aminoacrylonitriles and its scientific context.

block being at the same time an acrylonitrile, an enamide and a vinylsilane.

To date, very few methodologies allow for the alkyne silylcyanation. Besides Beletskaya's work on ynamines presented above and including two examples of silylcyanation, only two groups have reported this type of transformation. The first study, by Chatani's group, focuses on the palladium-catalyzed silylcyanation of terminal alkynes mainly substituted by aryl groups. However, its application to an internal alkyne involved only diphenylacetylene as substrate and led to a complex mixture including traces of the targeted silylated acrylonitrile.^[17] The second work, reported by Ito and co-workers, is the palladium-catalyzed intramolecular silylcyanation of alkynes from a chlorosilane intermediately converted to a silyl cyanide. This reaction is stereoselective and regioselective.^[18]

Results and Discussion

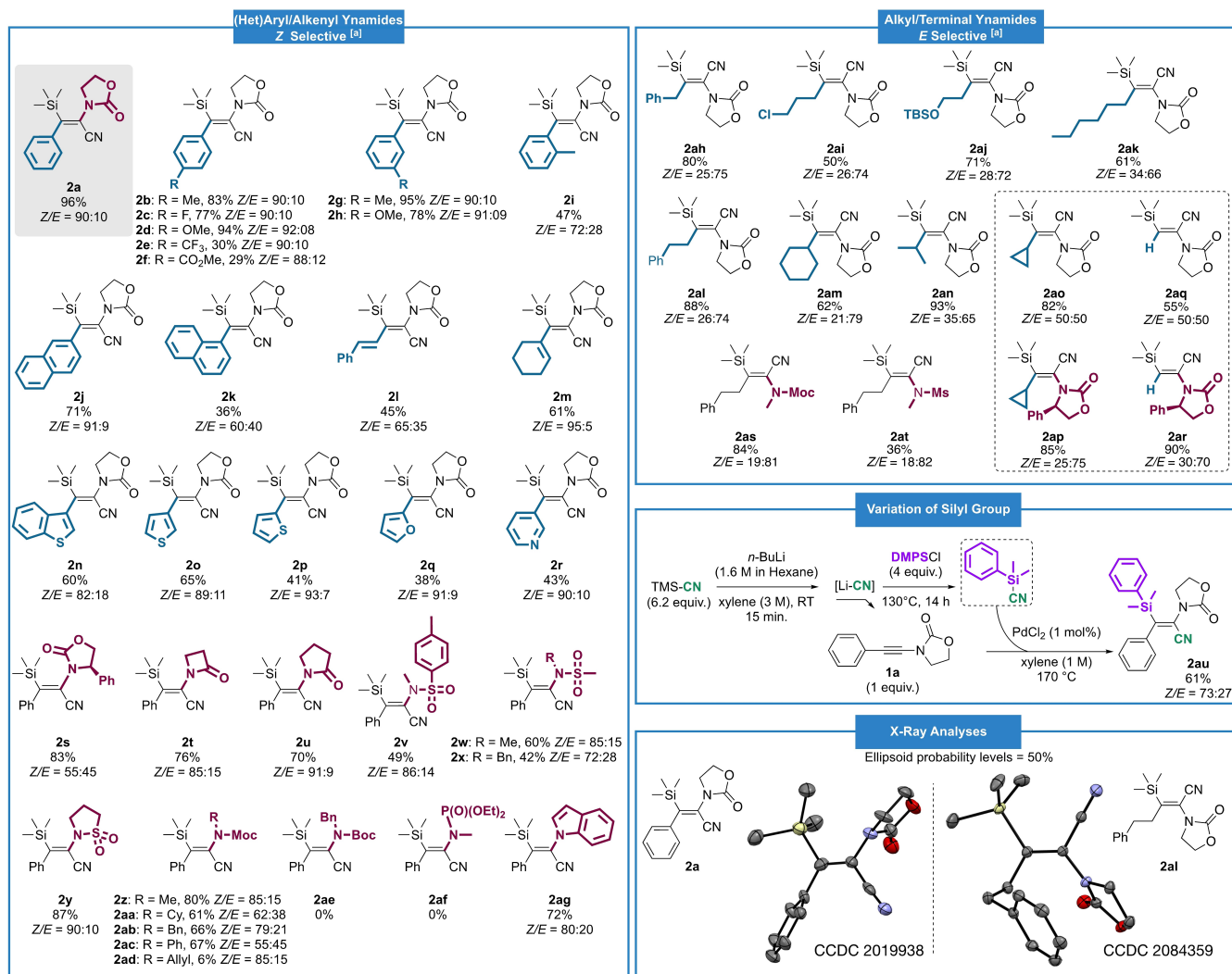
We first turned our attention to ynamide **1a**, bearing an oxazolidinone and a phenyl group (Table 1). This substrate is readily available, robust and exhibits an increased reactivity due to its push-pull electronic nature. In light of Beletskaya's work on ynamines,^[12] we tried to perform the silylcyanation reaction by means of Lewis acid catalysis.

Table 1: Optimized conditions and deviation effect.^[a]

Entry	Deviations	Conv. [%] ^[b]	Ratio ^[b] 2a : 3a	2a [%] ^[c]
1	None	100	100:0	96
2	Without PdCl ₂	0	–	–
3	1 equiv. TMSCN	55	100:0	51
4	Concentration = 0.1 M	100	65:35	55
5	Loading PdCl ₂ = 4 mol%	100	86:14	73
6	Reaction at 130 °C	100	60:40	33
7	Pd(PPh ₃) ₄ instead of PdCl ₂ ^[d]	100	100:0	92
8	DMF instead of xylene	100	–	0 ^[e]
9	Sulfolane instead of xylene	100	100:0	46
10	Ni[P(OEt) ₃] ₄ instead of PdCl ₂	100	85:15	21
11	[Rh(COD)Cl] ₂ instead of PdCl ₂	0	–	–

[a] See the Supporting Information for details. [b] Determined by ¹H NMR. [c] Isolated yield. [d] Similar results could be obtained with other Pd⁰ catalytic systems, see Supporting Information for more details. [e] A complex mixture was obtained.

Unfortunately, whatever the acid used (see Supporting Information for details), the reaction systematically led to the hydration of the substrate to give amide **4a**. In direct relation to Chatani's report on the palladium-catalyzed silylcyanation of terminal alkynes,^[17] our best reaction conditions were defined as follows: 1 equivalent of ynamide (1 M in xylene), 2 equivalents of TMSCN and 1 mol% of PdCl₂ at 170 °C for 1 h under argon atmosphere^[19] (Entry 1). Gratifyingly, under these conditions, the targeted product **2a** was obtained in 96% yield as a sole regioisomer and with a *Z/E* ratio of 9:1. The configuration of the C=C bond of the major product, confirmed by X-Ray analysis (Figure 2), was determined as *Z* (i.e. resulting from an *anti*-addition of TMSCN onto the alkyne). This result is particularly interesting as it is opposite to the *syn*-addition selectivity observed by Chatani and co-workers. Moreover, the *Z/E* selectivity remained virtually unchanged (\approx 9:1 ratio), whatever the conditions tested during the optimization process. A control experiment showed that no reaction occurs in the absence of the catalyst (Entry 2). The use of less than 2 equivalents of TMSCN led to the partial conversion of the starting alkyne (Entry 3). In addition, a lower concentration of **1a** (Entry 4) or the increase of the catalyst loading (Entry 5) encouraged the formation of the hydrocyanation side product **3a**, thus inducing a decrease of the yield of the desired product **2a**. This side reaction was also promoted by decreasing the temperature (Entry 6). Quite remarkably, the use of a Pd⁰ catalyst such as Pd(PPh₃)₄ also led to the desired product **2a** in similar yield (Entry 7).^[20] Of note, only aromatic solvents such as xylene or mesitylene proved to be suitable for this transformation, while the other solvents tested led either to a complex mixture or to significantly lower yields of **2a** (Entries 8 and 9). Finally, other catalytic systems based on metals known to activate silylated compounds such as Ni⁰ or Rh^I have also been tested without



[a] Reaction conditions: ynamide (1 equiv.), TMSCN (2 equiv.), PdCl₂ (1 mol%), xylene [1 M], 170°C, until completion (5-90 min.)

Figure 2. Scope of the silylcyanation of ynamides and X-ray analyses^[21] of the major isomers of **2a** and **2al**.

any success (low yields or no conversion; Entries 10 and 11 respectively).

With a reliable set of conditions in hand, we then explored the scope and limitations of our methodology (Figure 2). First, keeping the oxazolidinone as the nitrogen moiety, we studied the effect of the introduction of various substituents at the aromatic ring. In general, all substitutions in *para* and *meta* positions led to very good results in terms of yields and stereoselectivity with *Z/E* ratios of about 9:1 (**2b–2h**). However, with compounds displaying an electron-withdrawing group at the aromatic ring (such as a -CF₃ **2e** or a methyl ester **2f**), the yields were moderate due to the instability of the products formed, as witnessed during the purification process. The introduction of a methyl group at the *ortho* position (**2i**), which implies a significant increase of steric hindrance, led to a lower 47% yield and a lower stereoselectivity (*Z/E* = 72:28). This detrimental influence of the steric demand on the stereoselectivity and efficiency of the reaction could be confirmed by comparing two position-

al naphthyl-derived isomers. In the case of a 3-naphthyl substituted ynamide, the reaction appeared as selective and nearly as efficient as with a phenyl group (**2j**, 71%, *Z/E* = 91:9). Conversely, the 2-naphthyl substituted isomer furnished **2k** in only 36% yield with a *Z/E* ratio of 60:40. Alkenyl-substituted ynamides proved to be relevant substrates in this transformation. While the substitution by a cinnamyl group led to the desired product **2l** in a moderate 45% yield with a modest 65:35 *Z/E* selectivity, the substrate bearing a cyclohexenyl could be efficiently converted into product **2m** in 61% yield with an excellent 95:05 *Z/E* selectivity. Additionally, heterocyclic substitutions of the alkyne such as thiophene, furan or pyridine proved to be compatible with this transformation leading to the corresponding silylcyanation products (**2n–2r**) in moderate to good yields (38–65%) with *Z/E* ratios from 82:18 to 93:7. Then, we evaluated the effect of the modification of the nitrogen part of the ynamide. We first wanted to see if the steric hindrance on this side of the alkyne was as influential

on the course of the reaction as it is on the other side. For this purpose, an ynamide bearing an oxazolidinone substituted by a phenyl group on one side and a phenyl group on the other was tested. In this case, the yield for the desired product **2s** was very good (83 %) but no stereoselectivity was observed. This result unambiguously demonstrated that the reaction is relatively sensitive to steric hindrance on both sides of the alkyne.

We then studied the tolerance of the reaction towards various electron-withdrawing groups. Pleasingly, most of them were found to be compatible with this silylcyanation reaction in terms of yield and stereoselectivity. Thus, substrates bearing lactams (**2t–2u**), sulfonamides (**2v–2y**) or acyclic carbamates (**2z–2ae**) all gave good results with yields generally close to 60–70 % and a *Z/E* selectivity around 80:20.

There were a few exceptions where the selectivity was logically lower due to the presence of more bulky groups on the nitrogen such as a cyclohexyl (**2aa**), a benzyl (**2ab**) or a phenyl (**2ac**). It should be noted that the presence of an allyl group (**2ad**), a Boc group (**2ae**) or a phosphonate (**2af**) on the nitrogen led to an important to complete degradation of the starting material under our reaction conditions. Finally, a substrate bearing an indole as the nitrogen moiety of the ynamide was efficiently transformed into the desired product **2ag** in 72 % yield with a *Z/E* ratio of 80:20.

Once the study on aryl- or alkenyl-substituted ynamides was completed, we turned our attention to alkyl-substituted substrates (**2ah–2at**). The reaction was as efficient and selective with these starting products but, unexpectedly, the stereoselectivity was systematically inverted in comparison with the previous series. As confirmed by the X-ray analysis of **2al** (Figure 2), this time, the major product, identified as (*E*)-**2al**, was resulting from the *syn*-addition of TMSCN to the alkyne. On the other hand, the cyclopropyl-substituted ynamide **1ao** and the terminal ynamide **1aq** did not lead to any stereoselectivity. However, introduction of a more hindered nitrogen group such as a phenyl-substituted oxazolidinone restored it, leading to products **2ap** and **2ar** with *Z/E* ratios around 30:70. These results show once again the importance of the steric hindrance in the selectivity of this transformation. To finish this study on the possible variations of the reaction partners, we used different silylated groups. Thanks to an approach based on Patil's method^[22] to synthesize silylcyanides, we were able to obtain dimethylphenylsilyl cyanide (DMPS-CN) that, to make the sequence as safe as possible, was not isolated and the resulting solution, after filtration to remove all solids, was directly added to the silylcyanation reaction medium. Nicely, under these conditions and starting from ynamide **1a**, product **2au** bearing a DMPS group was obtained in 61 % yield with a *Z/E* ratio of 73:27.

To shed light on the mechanism of this transformation, we then performed some additional experiments (Figure 3). First, the configurational stability of the products was demonstrated by resubmitting the minor isomers of representative examples (namely *E*-**2a**, *Z*-**2an**, *Z*-**2aq** and *E*-**2aq**) to the reaction conditions without any isomerization after 1 h. Then, based on Chang's recent research on ynamide

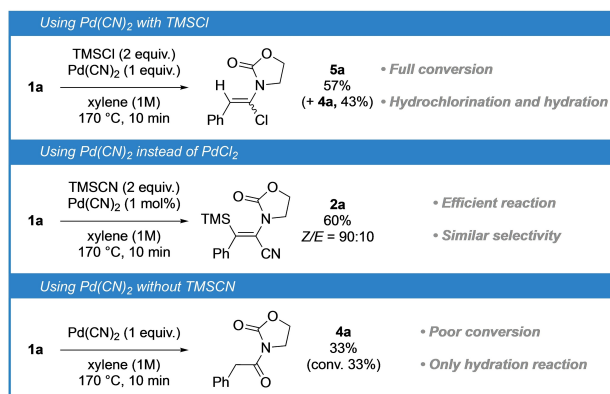


Figure 3. Control experiments towards the elucidation of the mechanism.

hydrosilylation^[23] and considering the sensitivity of our transformation to steric hindrance, we hypothesized that its key intermediate might be a silylated keteniminium which could be favored thanks to a β -silicon effect stabilization. To investigate this hypothesis, we placed ynamide **1a** in the presence of 1 equivalent of $\text{Pd}(\text{CN})_2$ and 2 equivalents of the electrophilic silicon reagent TMSCl, both potentially arising from the reaction of TMSCN with PdCl_2 , at 170 °C for 10 minutes. Interestingly, while the conversion was complete, only the hydrochlorination product **5a** and the hydration product **4a** were obtained in 57 % and 43 % yields respectively.^[24] The question raised by this first result was therefore whether $\text{Pd}(\text{CN})_2$ could indeed be a catalyst for this transformation. Positively, using $\text{Pd}(\text{CN})_2$ as catalyst, ynamide **1a** was converted into **2a** in 10 minutes with an isolated yield of 60 % and a *Z/E* ratio of 90:10, which is similar to what was observed with PdCl_2 . Finally, hypothesizing that the first step of the mechanism could be a carbopalladation involving $\text{Pd}(\text{CN})_2$, which could also explain the formation of the competitive hydrocyanation product which would then potentially arise from a protodemetalation of the formed intermediate, we performed the reaction without TMSCN in presence of a stoichiometric amount of this palladium complex. In this case, the conversion was just 33 % and only the hydration product **4a** was obtained without traces of the hydrocyanated product **3a** suggesting that this organometallic species is not involved in the formation of this competitive product.

In front of these various observations and the difficulties to draw strong conclusions about the course of the reaction, DFT computations at the M06L/def2-TZVPP level were performed to get a deeper insight into the mechanism (see the Supporting Information for computational details and the full study). The main results are presented in Figures 4 and 5. The numbering of the computed species follows that used in the Supporting Information. It is well-established that TMSCN preferentially gives isocyanide rather than cyanide complexes with transition metals or main group elements.^[25] Our study confirmed that the isocyanide palladium complex, shown below as an adduct with ynamide **1a** (complex **G**) is indeed the most stable form obtained from

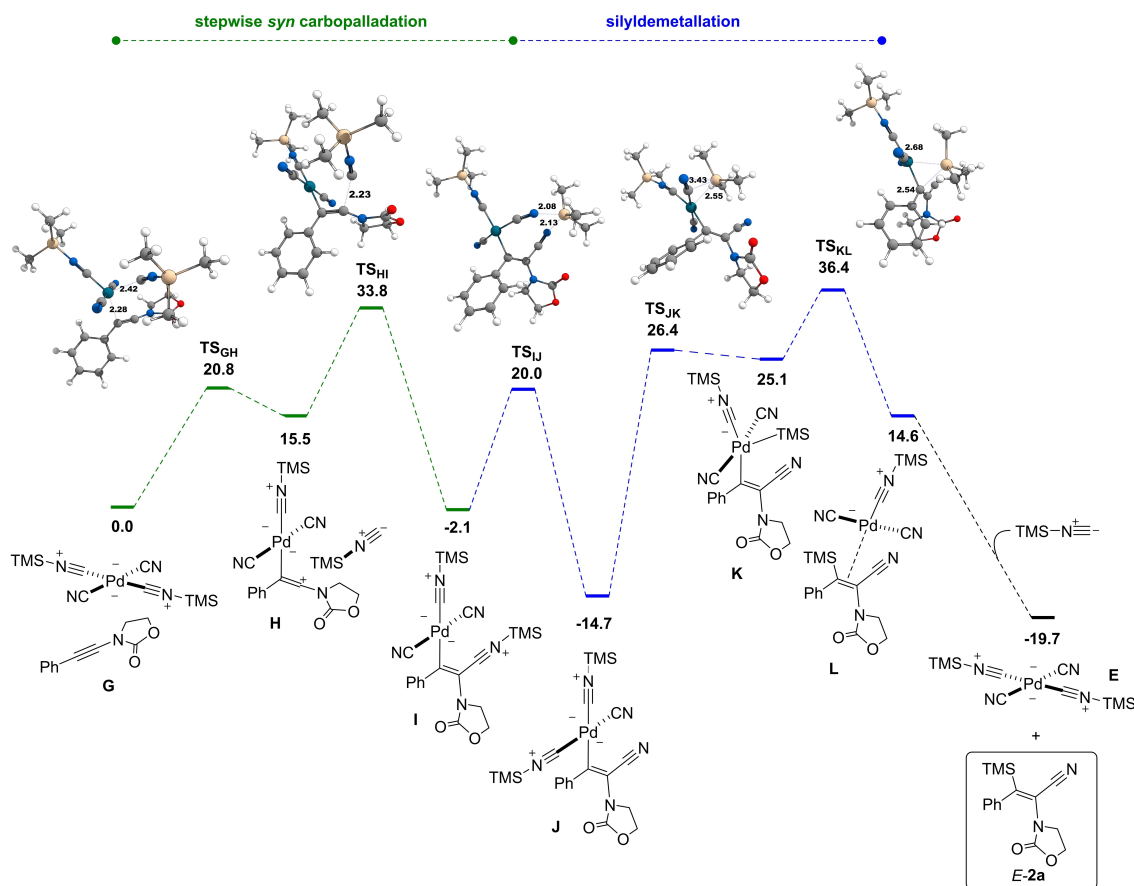


Figure 4. Free energy profile (ΔG_{443} , kcal mol⁻¹) of the formation of the minor compound *E-2a* by *syn* carbopalladation (selected distances in Å).

Pd(CN)₂ and TMS-CN (see also Scheme S1). The computed pathway leading to the minor product *E-2a* is shown in Figure 4. The formation of the vinyl carbocation **H** from **G** is achieved through **TS_{GH}**, lying at 20.8 kcal mol⁻¹ on the free energy surface. The nucleophilic addition of the isocyanide provides the *syn* carbopalladation complex **I**, located at -2.1 kcal mol⁻¹. The free energy of the corresponding transition state, **TS_{HI}**, is 33.8 kcal mol⁻¹. Manifold efforts failed to model a concerted carbopalladation. The question of the mechanism of the transformation of **I** into the final products **E** and *E-2a* was then addressed. While a direct cleavage of the Pd-C bond by TMS-Cl could not be computed, we could model a shift of Me₃Si⁺ to Pd to give species **K**, which precedes the silyldemetallation. This shift is yet not direct, it goes first through species **J** in which the silylium ion has moved towards a cyanide ligand. The highest-lying transition state of these three steps is **TS_{KL}**, located at 36.4 kcal mol⁻¹. This high value indicates that the cleavage of the Pd-C bond is slower than the carbopalladation, and is thus rate-determining. From the putative alkene-Pd complex **L**, the regeneration of **E** and liberation of compound *E-2a* is a markedly exergonic step, placing the products at -19.7 kcal mol⁻¹ on the energy surface.

We then studied the formation of the major compound *Z-2a*, starting from **M**, which is preorganized for a *trans* attack of TMS-CN (Figure 5). Complex **M** has virtually the

same free energy as **H** (15.7 vs 15.5 kcal mol⁻¹). The nucleophilic addition transition state **TS_{MN}** lies at 25.4 kcal mol⁻¹ on the free energy surface. The vinylpalladium complex **N** is more stable than the reactants by 2.2 kcal mol⁻¹. We found only one way to cleave the Pd-C bond intramolecularly, and it does not require a Pd-Si intermediate in this case. It involves a shift of the Me₃Si⁺ ion to the oxazolidinone carbonyl to give **O** at -2.0 kcal mol⁻¹. A direct connection between **O** and the alkene complex **P** could be established through **TS_{OP}**, located at 34.4 kcal mol⁻¹. Such a carbonyl relay could not be modeled in the *syn* case. From **P**, addition of TMS-CN to reform **E** and provide *Z-2a* is strongly exergonic, the products lying at -21.1 kcal mol⁻¹. We can notice that even in the *anti* case, this step is the highest-lying (34.4 kcal mol⁻¹ vs 25.8 kcal mol⁻¹ for the carbopalladation highest-lying step).

By comparing Figures 4 and 5, it is clear that both the carbopalladation and the cleavage of the Pd-C bond are favored in the *anti* case, which means that *Z-2a* is expected to be the major product, as eventually observed experimentally. The *E/Z-2a* experimental ratio is actually 1:9, which means a $\Delta\Delta G^\ddagger$ of 1.935 kcal mol⁻¹ between the rate determining steps at 443.15 K. The free energy difference between **TS_{KL}** and **TS_{OP}** is 2.0 kcal mol⁻¹, meaning a predicted 1:9.7 between *E-2a* and *Z-2a*, which is close from

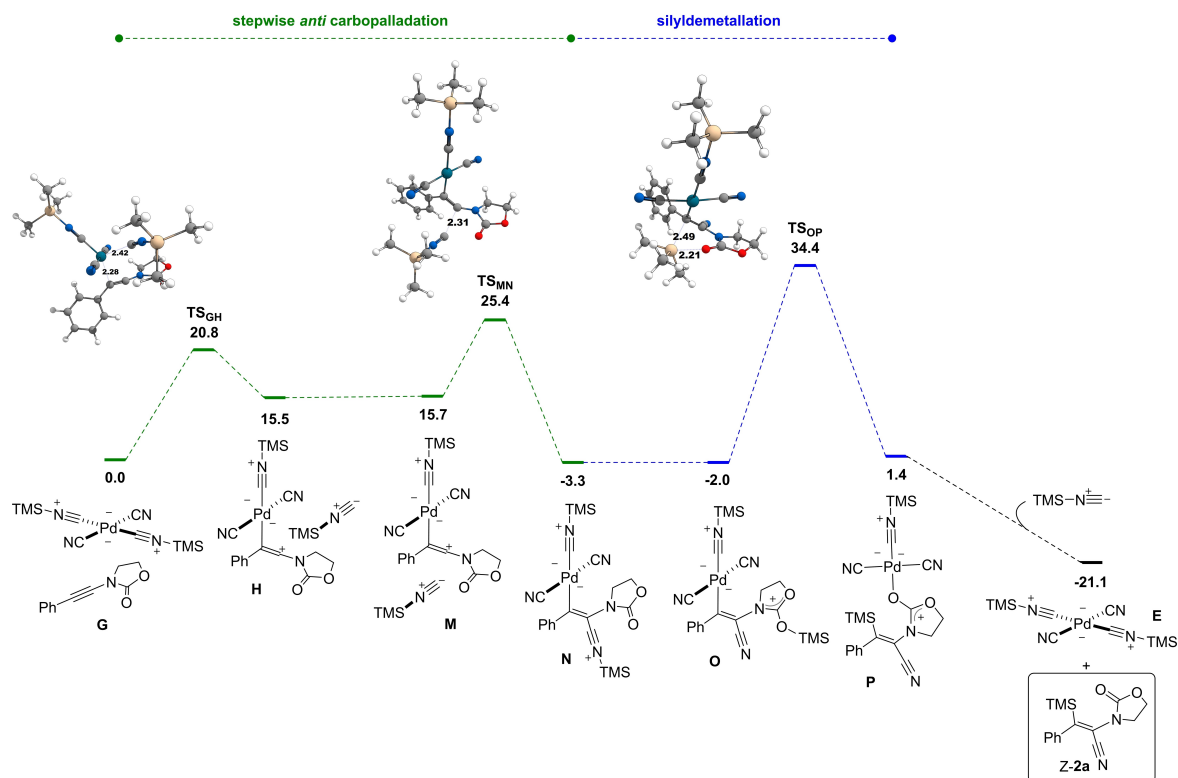


Figure 5. Free energy profile (ΔG_{443} , kcal mol⁻¹) of the formation of the major compound **Z-2a** by *anti* carbopalladation (selected distances in Å).

the experimental value. The proposed mechanism also rationalizes why, in spite of a low difference in energy, **E-2a** and **Z-2a** are not equilibrated because the barrier on the way back cannot be overcome. The *Z/E* selectivity switch between aryl and alkyl ynamides has been studied and is reported in the Supporting Information. It transpires from this study that the stereoselectivity is dictated by the silyldemetallation, which is itself governed by steric factors. Lastly, the difficulty to achieve the cleavage of the Pd–C bond by the silylium ion is consistent with the occurrence of a competitive process, i.e. the protodemetalation leading to hydrocyanation side products from adventitious water or other proton sources.

After having demonstrated the feasibility of the silylcyanation of ynamides at the multigram scale (2 g of **1a** gave 71% of pure **Z-2a** isomer) and to illustrate the synthetic possibilities offered by this new family of synthons, we carried out several transformations taking advantage of the specific reactivity of the nitrile group or of the vinylsilane moiety (Figure 6). It should be pointed out that these transformations occurred with retention of the geometry of the C=C bond. First, protodesilylation by the action of cesium fluoride in methanol provided product **6a** quantitatively.^[12] Then, vinylsilane (**Z-2a**) could be activated by a fluoride source such as TBAF to react as a masked vinyl anion to perform a nucleophilic addition to benzaldehyde to form the corresponding allyl alcohol **7a** in a good yield of 76%.^[26] Cross-coupling reactions involving a vinylsilane exhibiting a TMS group being rather limited, we converted the Si-group into an iodine atom offering more

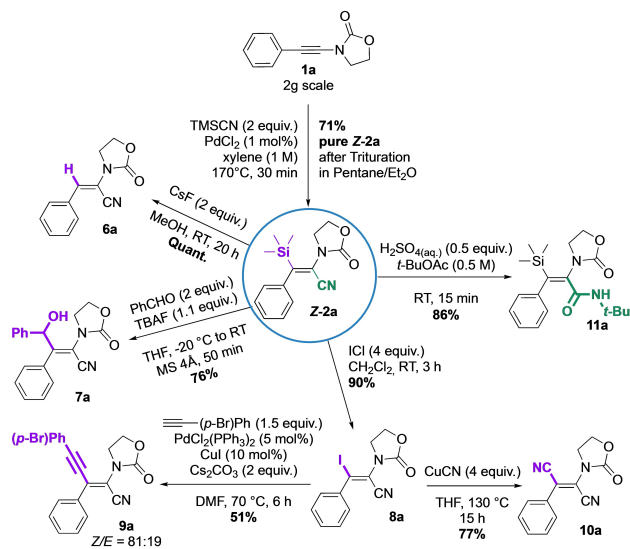


Figure 6. Gram-scale reaction on **1a** and follow-up chemistry on **Z-2a**.

versatility. For this, we found that iodine monochloride in dichloromethane as the only reaction condition providing vinyl iodide **8a** without isomerization in 90% yield.^[27] The resulting product was then submitted to a Sonogashira-type coupling to afford the enyne **9a** in 51% yield^[28] with a slight erosion of the *Z/E* ratio (81:19), while a Rosenmund-von Braun coupling afforded the dicyanated compound **10a** in 77% yield^[29] with complete stereoretention. Finally, we studied the possibility of converting the nitrile group into

another functionality, the difficulty being the presence of the TMS group, often considered to be sensitive under acidic conditions. Nevertheless, a modified Ritter reaction catalyzed by sulfuric acid in solution in *t*-BuOAc led to amide **11a** in 86 % yield.^[30]

Conclusion

In conclusion, we have demonstrated that silylcyanation of ynamides is an efficient and versatile method for the synthesis of tetrasubstituted 2-aminoacrylonitriles. This palladium-catalyzed reaction is fully regioselective and its stereoselectivity appears to depend on the nature of the alkyne substitution of the ynamide with a stereodivergence between the aryl and alkyl groups. Computations support a mechanism involving first the formation of a keteniminium palladium complex (Pd–C bond formation), followed by addition of trimethylsilylisocyanide providing a vinylpalladium species (C–C bond formation). Cleavage of the Pd–C bond by the Me₃Si⁺ then forms the Si–C bond, delivering the product scaffold. Ligand exchange between the product and trimethylsilylisocyanide then finishes the catalytic cycle. The opportunity of a fast and efficient diversification towards other molecules of interest was then demonstrated thanks to various post-functionalization taking advantage of the different functionalities present around these new building blocks.

Acknowledgements

P.H. is grateful to the French Ministry of Higher Education, Research and Innovation for a PhD fellowship. The authors thank the CNRS and the University of Strasbourg for financial support. M.D. is grateful to the French National Agency of Research (ANR) for the grant allocated to this project (C-Sil, ANR-CE07-19-0016). Dr. Trevor A. Hamlin (Free Uni. of Amsterdam) is thanked for fruitful discussions. Dr. Emeric Wasielewski (Uni. Strasbourg) is acknowledged for helpful discussions on NMR experiments. We thank Dr. Lydia Karmazin (Uni. Strasbourg) for X-ray analyses. V.G. thanks the UPSaclay, CNRS and Ecole polytechnique for financial support of this work. This work was granted access to the HPC resources of CINES under the allocation 2020-A0070810977 made by GENCI.

Conflict of Interest

The authors declare no conflict of interest.

Data Availability Statement

The data that support the findings of this study are available in the Supporting Information of this article.

Keywords: Aminoacrylonitriles · Palladium · Silylcyanation · Vinylsilanes · Ynamides

- [1] a) F. F. Fleming, L. Yao, P. C. Ravikumar, L. Funk, B. C. Shook, *J. Med. Chem.* **2010**, *53*, 7902–7917; b) E. George, J. Joy, S. Anas, *Polym. Compos.* **2021**, pc.26224.
- [2] For selected examples see: a) K. Nozaki, N. Sato, H. Takaya, *Bull. Chem. Soc. Jpn.* **1996**, *69*, 1629–1637; b) Y. Hirata, A. Yada, E. Morita, Y. Nakao, T. Hiyama, M. Ohashi, S. Ogoshi, *J. Am. Chem. Soc.* **2010**, *132*, 10070–10077; c) H. Murayama, K. Nagao, H. Ohmiya, M. Sawamura, *Org. Lett.* **2016**, *18*, 1706–1709; d) X. Wang, A. Studer, *J. Am. Chem. Soc.* **2016**, *138*, 2977–2980.
- [3] For a recent review see: F. Buttard, J. Sharma, P. A. Champagne, *Chem. Commun.* **2021**, *57*, 4071–4088.
- [4] a) P. Wagner, M. Donnard, N. Girard, *Org. Lett.* **2019**, *21*, 8861–8866; b) S. Golling, F. R. Leroux, M. Donnard, *Org. Lett.* **2021**, *23*, 8093–8097.
- [5] A. Y. Rulev, *Russ. Chem. Rev.* **2002**, *71*, 195–221.
- [6] For a review see: a) A. Wahba Erian, *Chem. Rev.* **1993**, *93*, 1991–2005; For selected recent examples see: b) H. Wu, R. Glaser, *Chem. Res. Toxicol.* **2005**, *18*, 111–114; c) S. R. Jagtap, M. J. Bhanushali, N. S. Nandurkar, B. M. Bhanage, *Synth. Commun.* **2007**, *37*, 2253–2258; d) B. J. Bench, V. H. Suarez, C. M. H. Watanabe, *Bioorg. Med. Chem. Lett.* **2008**, *18*, 3126–3130; e) M. Svobodová, P. Šimůnek, V. Macháček, L. Štruncová, A. Růžicka, *Tetrahedron* **2012**, *68*, 2052–2060; f) S. Kim, S. H. Hong, *Adv. Synth. Catal.* **2015**, *357*, 1004–1012; g) Y. Wang, Y. Xie, X. Tan, H. Wang, Y. Pan, *Org. Biomol. Chem.* **2015**, *13*, 513–519; h) D.-C. Bai, X.-Y. Liu, H. Li, C.-H. Ding, X.-L. Hou, *Chem. Asian J.* **2017**, *12*, 212–215; i) H. Wang, H. Xu, B. Li, B. Wang, *Org. Lett.* **2018**, *20*, 5640–5643; j) Y. Zhu, Y. Li, S. Xiang, W. Fan, J. Jin, D. Huang, *Org. Chem. Front.* **2019**, *6*, 3071–3077; k) Y. Li, Y. Zhu, S. Xiang, W. Fan, J. Jin, D. Huang, *RSC Adv.* **2020**, *10*, 6576–6583.
- [7] For representative examples see: a) A. Jocznyk, Z. Owczarczyk, *Synthesis* **1986**, 297–298; b) W. Adam, C. M. Ortega-Schulte, *Synlett* **2003**, 0414–0416; c) E. Yu. Shasheva, N. I. Vikrishchuk, L. D. Popov, V. I. Minkin, M. E. Kletskii, M. Yu. Antipin, A. D. Vikrishchuk, I. E. Mikhailov, *Russ. J. Org. Chem.* **2010**, *46*, 1079–1084; d) R. Iio, K. Yorozu, Y. Sakai, R. Kawai, N. Hatae, K. Takashima, G. Tanabe, H. Wasada, M. Yoshimatsu, *Eur. J. Org. Chem.* **2021**, 1553–1558; e) F. Yan, Z. Huang, C.-X. Du, J.-F. Bai, Y. Li, *J. Catal.* **2021**, *395*, 188–194.
- [8] For selected recent examples see: a) H. Kilic, S. Bayindir, E. Erdogan, N. Saracoglu, *Tetrahedron* **2012**, *68*, 5619–5630; b) S. I. Mirallai, M. Manoli, P. A. Koutentis, *J. Org. Chem.* **2013**, *78*, 8655–8668; c) T. Shoji, S. Takagaki, Y. Ariga, A. Yamazaki, M. Takeuchi, A. Ohta, R. Sekiguchi, S. Mori, T. Okujima, S. Ito, *Chem. Eur. J.* **2020**, *26*, 1931–1935.
- [9] Z. Rappoport, C. Rav-Acha, *Tetrahedron Lett.* **1984**, *25*, 117–120.
- [10] For recent reviews on alkyne 1,2-difunctionalizations see: a) Y. Shimizu, M. Kanai, *Tetrahedron Lett.* **2014**, *55*, 3727–3737; b) K. Takenaka, *J. Synth. Org. Chem. Jpn.* **2015**, *73*, 964–976; c) P. Wagner, M. Gulea, J. Suffert, M. Donnard, *Chem. Eur. J.* **2017**, *23*, 7458–7462; d) H. Yao, W. Hu, W. Zhang, *Molecules* **2020**, *26*, 105; e) S. O. Badir, G. A. Molander, *Chem* **2020**, *6*, 1327–1339; f) V. W. Bhojare, A. G. Tathe, A. Das, C. C. Chintawar, N. T. Patil, *Chem. Soc. Rev.* **2021**, *50*, 10422–10450; g) B. Gao, D. Deng, D. Huang, X. Sun, *Synthesis* **2021**, *53*, 3522–3534; h) J. Corpas, P. Mauleón, R. G. Arrayás, J. C. Carretero, *ACS Catal.* **2021**, *11*, 7513–7551.
- [11] Review on 1,2-difunctionalizations involving a cyanation: L. Peng, Z. Hu, H. Wang, L. Wu, Y. Jiao, Z. Tang, X. Xu, *RSC Adv.* **2020**, *10*, 10232–10244.

- [12] For selected representative examples of 1,2-difunctionalizations of ynamides see: a) H. Chechik-Lankin, S. Livshin, I. Marek, *Synlett* **2005**, 2098–2100; b) B. Gourdet, H. W. Lam, *J. Am. Chem. Soc.* **2009**, *131*, 3802–3803; c) E. Romain, C. Fopp, F. Chemla, F. Ferreira, O. Jackowski, M. Oestreich, A. Perez-Luna, *Angew. Chem. Int. Ed.* **2014**, *53*, 11333–11337; *Angew. Chem.* **2014**, *126*, 11515–11519; d) M. Takimoto, S. S. Gholap, Z. Hou, *Chem. Eur. J.* **2015**, *21*, 15218–15223; e) K. de la Vega-Hernández, E. Romain, A. Coffinet, K. Bijouard, G. Gontard, F. Chemla, F. Ferreira, O. Jackowski, A. Perez-Luna, *J. Am. Chem. Soc.* **2018**, *140*, 17632–17642; f) J. Yu, G. Xu, S. Tang, Y. Shao, J. Sun, *Org. Lett.* **2019**, *21*, 9076–9079; g) S. Dutta, S. Yang, R. Vanjari, R. K. Mallick, V. Gandon, A. K. Sahoo, *Angew. Chem. Int. Ed.* **2020**, *59*, 10785–10790; *Angew. Chem.* **2020**, *132*, 10877–10882; h) M. P. Gogoi, R. Vanjari, B. Prabagar, S. Yang, S. Dutta, R. K. Mallick, V. Gandon, A. K. Sahoo, *Chem. Commun.* **2021**, *57*, 7521–7524; i) C. You, M. Sakai, C. G. Daniliuc, K. Bergander, S. Yamaguchi, A. Studer, *Angew. Chem. Int. Ed.* **2021**, *60*, 21697–21701; *Angew. Chem.* **2021**, *133*, 21865–21869.
- [13] N. V. Lukashov, A. V. Kazantsev, A. A. Borisenko, I. P. Beletskaya, *Tetrahedron* **2001**, *57*, 10309–10317.
- [14] C. A. Zificsak, J. A. Mulder, R. P. Hsung, C. Rameshkumar, L.-L. Wei, *Tetrahedron* **2001**, *57*, 7575–7606.
- [15] a) M. Bürger, M. N. Loch, P. G. Jones, D. B. Werz, *Chem. Sci.* **2020**, *11*, 1912–1917; b) M. Bürger, S. H. Röttger, M. N. Loch, P. G. Jones, D. B. Werz, *Org. Lett.* **2020**, *22*, 5025–5029.
- [16] For relevant reviews on ynamides and their reactivity see: a) G. Evano, A. Coste, K. Jouvin, *Angew. Chem. Int. Ed.* **2010**, *49*, 2840–2859; *Angew. Chem.* **2010**, *122*, 2902–2921; b) K. A. DeKorver, H. Li, A. G. Lohse, R. Hayashi, Z. Lu, Y. Zhang, R. P. Hsung, *Chem. Rev.* **2010**, *110*, 5064–5106; c) X.-N. Wang, H.-S. Yeom, L.-C. Fang, S. He, Z.-X. Ma, B. L. Kedrowski, R. P. Hsung, *Acc. Chem. Res.* **2014**, *47*, 560–578; d) G. Evano, N. Blanchard, G. Compain, A. Coste, C. S. Demmer, W. Gati, C. Guissart, J. Heimbürger, N. Henry, K. Jouvin, G. Karthikeyan, A. Laouiti, M. Lecomte, A. Martin-Mingot, B. Métayer, B. Michelet, A. Nitelet, C. Theunissen, S. Thibaudeau, J. Wang, M. Zarca, C. Zhang, *Chem. Lett.* **2016**, *45*, 574–585; e) G. Duret, V. Le Foulher, P. Bissere, V. Bizet, N. Blanchard, *Eur. J. Org. Chem.* **2017**, 6816–6830; f) C. C. Lynch, A. Sripada, C. Wolf, *Chem. Soc. Rev.* **2020**, *49*, 8543–8583; g) F.-L. Hong, L.-W. Ye, *Acc. Chem. Res.* **2020**, *53*, 2003–2019; h) C. Mahe, K. Cariou, *Adv. Synth. Catal.* **2020**, *362*, 4820–4832; i) J. Luo, G.-S. Chen, S.-J. Chen, J.-S. Yu, Z.-D. Li, Y.-L. Liu, *ACS Catal.* **2020**, *10*, 13978–13992; j) Y.-C. Hu, Y. Zhao, B. Wan, Q.-A. Chen, *Chem. Soc. Rev.* **2021**, *50*, 2582–2625.
- [17] For selected representative reviews on vinylsilane reactivity see: a) I. Fleming, J. Dunoguès, R. Smithers, *Organic Reactions*, Wiley, Hoboken, **1989**, pp. 57–575; b) T.-Y. Luh, S.-T. Liu in *The Chemistry of Functional Groups* (Eds.: Z. Rappoport, Y. Apeloig), Wiley, Chichester, **1998**, pp. 1793–1868; c) C. Rissing, D. Y. Son, *Main Group Chem.* **2009**, *8*, 251–262; d) H. F. Sore, W. R. J. D. Galloway, D. R. Spring, *Chem. Soc. Rev.* **2012**, *41*, 1845–1866; e) J. Szudkowska-Frątczak, G. Hreczycho, P. Pawluć, *Org. Chem. Front.* **2015**, *2*, 730–738.
- [18] a) N. Chatani, T. Hanafusa, *J. Chem. Soc. Chem. Commun.* **1985**, 838–839; b) N. Chatani, T. Takeyasu, N. Horiuchi, T. Hanafusa, *J. Org. Chem.* **1988**, *53*, 3539–3548.
- [19] M. Suginome, H. Kinugasa, Y. Ito, *Tetrahedron Lett.* **1994**, *35*, 8635–8638.
- [20] Notably, the reaction performed under an atmosphere of oxygen led to the formation of a significant amount (about 20%) of the dicyanated compound **10a**. This result is in accordance with the observation made by Arai et al. on alkynes: a) S. Arai, T. Sato, A. Nishida, *Adv. Synth. Catal.* **2009**, *351*, 1897–1904; b) S. Arai, T. Sato, Y. Koike, M. Hayashi, A. Nishida, *Angew. Chem. Int. Ed.* **2009**, *48*, 4528–4531; *Angew. Chem.* **2009**, *121*, 4598–4601.
- [21] Yurino and Ohkuma reported recently that Pd(PPh₃)₄ is easily oxidized to form Pd(CN)₂(PPh₃)₂ when it is in presence of TMSCN in toluene after 1 h at RT. See: T. Yurino, R. Tani, T. Ohkuma, *ACS Catal.* **2019**, *9*, 4434–4440.
- [22] Deposition Numbers 2019938 (for **2a**) and 2084359 (for **2al**) contain the supplementary crystallographic data for this paper. These data are provided free of charge by the joint Cambridge Crystallographic Data Centre and Fachinformationszentrum Karlsruhe Access Structures service.
- [23] K. Mai, G. Patil, *J. Org. Chem.* **1986**, *51*, 3545–3548.
- [24] Y. Kim, R. B. Dateer, S. Chang, *Org. Lett.* **2017**, *19*, 190–193.
- [25] Considering that TMSCN could act as a ligand of Pd in its TMSNC form, we also tried this reaction with additional 2 equivalents of *tert*-butyl isocyanide. However, the results remained identical (i.e. mainly the hydrochlorination product **5a**).
- [26] a) A. J. L. Pombeiro, D. L. Hughes, C. J. Pickett, R. L. Richards, *J. Chem. Soc. Chem. Commun.* **1986**, 246–247; b) M. Bochmann, L. M. Wilson, M. B. Hursthouse, M. Motevall, *Organometallics* **1988**, *7*, 1148–1154; c) E. Bernhardt, M. Berkei, H. Willner, M. Schürmann, *Z. Anorg. Allg. Chem.* **2003**, *629*, 677–685; d) I. C. Veil, S. I. Pascu, M. L. H. Green, J. C. Green, R. E. Schilling, G. D. W. Anderson, L. H. Rees, *Dalton Trans.* **2003**, 2550–2557; e) A. Schulz, A. Villinger, *Chem. Eur. J.* **2010**, *16*, 7276–7281; f) C. Hering, A. Schulz, A. Villinger, *Inorg. Chem.* **2013**, *52*, 5214–5225; g) Y. Nakajima, T. Tsuchimoto, Y.-H. Chang, K. Takeuchi, F. Ozawa, *Dalton Trans.* **2016**, *45*, 2079–2084; h) R. Böser, L. C. Haufe, M. Freytag, P. G. Jones, G. Hörner, R. Frank, *Chem. Sci.* **2017**, *8*, 6274–6280; i) M. Bose, G. Moula, A. Beguma, S. Sarkar, *New J. Chem.* **2018**, *42*, 5580–5592; j) E. C. Keske, T. H. West, G. C. Lloyd-Jones, *ACS Catal.* **2018**, *8*, 8932–8940; k) J. A. Valdez-Moreira, A. E. Thorarindottir, J. A. DeGayner, S. A. Lutz, C.-H. Chen, Y. Losovyj, M. Pink, T. D. Harris, J. M. Smith, *J. Am. Chem. Soc.* **2019**, *141*, 17092–17097.
- [27] Y. Sato, K. Hitomi, *J. Chem. Soc. Chem. Commun.* **1983**, 170–171.
- [28] A. Frischmuth, P. Knochel, *Angew. Chem. Int. Ed.* **2013**, *52*, 10084–10088; *Angew. Chem.* **2013**, *125*, 10268–10272.
- [29] M.-J. R. P. Queiroz, A. Begouin, G. Pereira, P. M. T. Ferreira, *Tetrahedron* **2008**, *64*, 10714–10720.
- [30] A. Reding, P. G. Jones, D. B. Werz, *Org. Lett.* **2018**, *20*, 7266–7269.
- [31] K. L. Reddy, *Tetrahedron Lett.* **2003**, *44*, 1453–1455.

Manuscript received: January 5, 2022

Accepted manuscript online: January 20, 2022

Version of record online: February 2, 2022