



HAL
open science

Smart4RES: Next generation solutions for renewable energy forecasting and applications with focus on distribution grids

Simon Camal, Georges Kariniotakis, Fabrizio Sossan, Quentin Libois, Raphael Legrand, Laure Raynaud, Matthias Lange, Annah Mehrens, Pierre Pinson, Amandine Pierrot, et al.

► **To cite this version:**

Simon Camal, Georges Kariniotakis, Fabrizio Sossan, Quentin Libois, Raphael Legrand, et al.. Smart4RES: Next generation solutions for renewable energy forecasting and applications with focus on distribution grids. CIRED 2021 - The 26th International Conference and Exhibition on Electricity Distribution, CIRED, Sep 2021, On line, Switzerland. pp.2899-2903, 10.1049/icp.2021.1829 . hal-03531728

HAL Id: hal-03531728

<https://hal.science/hal-03531728>

Submitted on 4 Oct 2022

HAL is a multi-disciplinary open access archive for the deposit and dissemination of scientific research documents, whether they are published or not. The documents may come from teaching and research institutions in France or abroad, or from public or private research centers.

L'archive ouverte pluridisciplinaire **HAL**, est destinée au dépôt et à la diffusion de documents scientifiques de niveau recherche, publiés ou non, émanant des établissements d'enseignement et de recherche français ou étrangers, des laboratoires publics ou privés.

Smart4RES: Next generation solutions for renewable energy forecasting and applications with focus on distribution grids

Simon Camal^{1*}, *George Kariniotakis*¹, *Fabrizio Sossan*¹, *Quentin Libois*², *Raphael Legrand*², *Laure Raynaud*², *Matthias Lange*³, *Annah Mehrens*³, *Pierre Pinson*⁴, *Amandine Pierrot*⁴, *Gregor Giebel*⁴, *Tufhe Göcmen*⁴, *Ricardo Bessa*⁵, *Jose Gouveia*⁵, *Luis Teixeira*⁵, *Alexandre Neto*⁶, *Ricardo Manuel Santos*⁶, *Gisela Mendes*⁶, *Bijan Nouri*⁷, *Jorge Lezaca*⁷, *Remco Verzijlbergh*⁸, *Gerrit Deen*⁸, *George Sideratos*⁹, *Christos Vitellas*¹⁰, *Ganesh Sauba*¹¹, *Marcel Eijgelaar*¹¹, *Stéphanie Petit*¹²

¹MINES ParisTech - PSL University, Centre PERSEE, Sophia Antipolis, France

²Meteo France, DR/CNRM/GMME/PHYNH, Toulouse, France

³EMSYS GmbH, Germany

⁴Technical University of Denmark - DTU, Denmark

⁵INESC TEC, Portugal

⁶EDP CNET, Portugal

⁷DLR, Germany

⁸Whiffle, Netherlands

⁹NTUA, ICCS, Greece

¹⁰DEDDIE, Greece

¹¹DNV-GL, Netherlands

¹²Dowel Management, France

* simon.camal@mines-paristech.fr

Keywords: FORECASTING, RENEWABLE ENERGY, DISTRIBUTION GRIDS, ENERGY METEOROLOGY, DATA SCIENCE

Abstract

This paper presents the solutions on renewable energy forecasting proposed by the Horizon2020 Project Smart4RES. The ambition of the project is twofold: (1) increase substantially the performance of short-term forecasting models of Renewable Energy Sources (RES) production and associated weather forecasting and (2) optimize decisions subject to RES uncertainty in power systems and electricity markets. Developments are based on latest advances in meteorology and original use of data science (combination of multiple data sources, data-driven approaches for trading and grid management). Finally, solutions such as flexibility forecast of distributed resources and data markets are oriented towards value for power system stakeholders. Although the project covers a broad scope, in this paper we focus on a selection of use cases that concern the integration of renewables in distribution grids.

1 Introduction

The uncertainty of variable Renewable Energy Sources (RES) impacts significantly power systems, despite the fact that prediction of RES production and optimization under RES uncertainty have become mature fields of research. The increasing penetration of RES in power systems led to new decision-making problems, such as the predictive management of flexibility in distribution grids or the bidding of RES production in electricity markets. In this context, renewable prediction models have evolved and seen significant improvements on the whole range of horizons from infra-hourly to day-ahead and further [1]. In particular, several European research projects have structured the effort in RES forecasting innovations. ANEMOS constituted a seminal European collaboration on

wind power forecasting and popularized probabilistic density forecasts [2]. It was continued by ANEMOS.plus project which aimed at demonstrating the value of using of probabilistic forecasts in different problems like congestion management, reserves allocation, power system scheduling, trading or RES-storage coordination (i.e. [3]). SafeWind developed advanced approaches such as prediction of extreme events like cut-offs or ramps. Since the early stages of the RES forecasting development, a wide range of approaches have been proposed to predict RES production including statistical models, machine learning (i.e. [4]) and hybrid statistical-physical models [5].

The adoption of the RES forecasting models is quite high by the power systems industry. When it comes to optimisation tools for decision making accounting for the associated

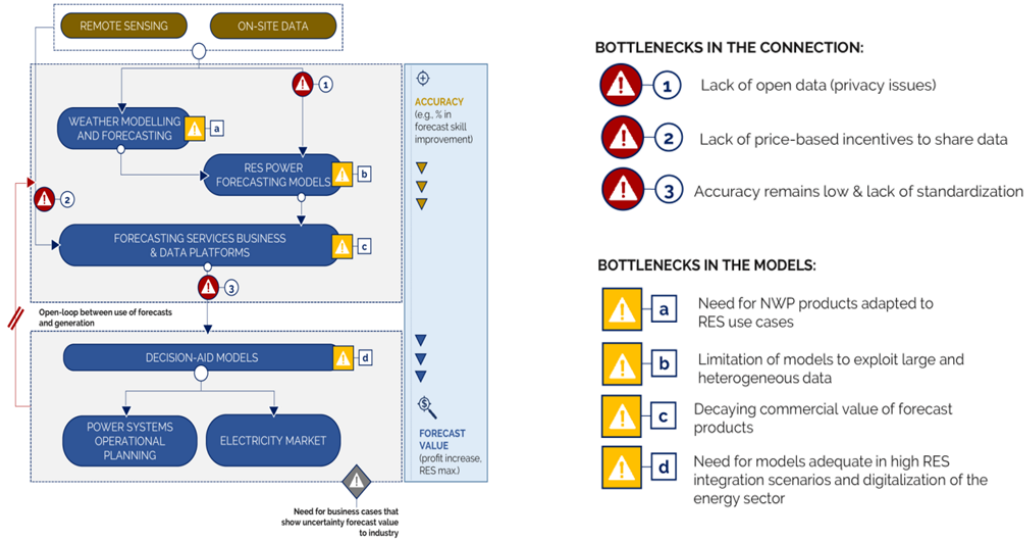


Fig. 1. Model and value chain of RES forecasting, including bottlenecks in connections and models

uncertainties (i.e. through stochastic optimisation approaches) the adoption is slower [6]. In order to understand the challenges encountered by decision-makers, the model and value chain of RES forecasting from data to decision is presented in Figure 1. There are two main types of challenges that prevent RES forecasting from being optimally employed:

- there are *bottlenecks in connections* between individual steps in the forecasting chain, for instance the lack of incentives to share data that limits the volume of information available for efficient forecasting, and the lack of standardization that limits the confidence in prediction results and consequently the easy integration of forecasting tools in applications [7].
- there are *limitations in the various models* composing the RES forecasting value chain, for instance the decay of the commercial value of forecast products and the need for decision-aid models that are scalable for cases of high RES integration scenarios.

Despite of the research effort in forecasting, the commercial value of weather and renewable production forecasting products is decaying. This might not favourise investment in promising approaches like increasing temporal resolution (e.g. below the minute) and spatial resolution to integrate very local spatial effects that occur below hundreds of meters due to turbulences in wind [8] or heterogeneities in nebulosity.

Decision-aid problems require accurate forecasting models of RES uncertainty. Forecasting solutions must adapt to the complex dynamic behaviour of physical systems such as renewable sites integrating storage, virtual power plants composed by evolving RES portfolios, external constraints like curtailment due to grid constraints that alter RES production profiles. They should also have the capacity to process efficiently large amounts of incoming information frequently updated (measurements, weather predictions, market data, etc.). In the

context of grid management, optimizing the potential of distributed resources to solve local constraints leads to issues that are untackled by available spatio-temporal forecast products, for instance the integration of network constraints or the consistency of forecasts within the hierarchy of resources.

The model chain associated to classical decision-aid models is often complex, requiring several forecasting models before generating a decision. As a function of the application it may also include also additional models beyond the ones shown in Fig. 1 (i.e. for market quantities forecasting, for storage operation etc). This is why data-driven model-free approaches may streamline the model chain by looking directly for the optimal result without intermediate uncertainty models [9].

To the best of the authors' knowledge, the existing research on RES forecasting has not addressed the entire value chain of RES applications from data to decision. The challenges identified above have not been tackled in a collaborative and interdisciplinary manner. Consequently, the original contributions of the present paper are the following:

- It provides hindsight on the contributions of the Smart4RES project to cutting-edge developments of weather and RES forecasting and their applications to distribution grids.
- The ensemble of proposed innovations form a collaborative response to the challenges encountered throughout the value chain of RES forecasting.

2 Methodology

Innovative forecasting products and decision-aid methods have been collaboratively developed by the Smart4RES consortium and formalized in a number of 12 Use Cases, detailing the applications for RES participation in markets and grid operation. Use Cases have been selected following the guidelines described in "8.2 Select Technologies", IEC PAS 62559:2008. Within the 12 Use Cases, 7 solutions of high relevance for distribution grids are presented in this paper. These solutions cover

the whole value chain from weather forecasting to grid management applications. They form the first results of the project and are presented in the sections below.

3 Results

3.1 Improved weather forecasts for application at a regional scale

Errors related to weather forecasts have a high impact on the operation of distribution grids which integrate weather-sensible consumers and weather-dependent renewable production sites. One way to improve weather forecasts at the scale of a region is to extract information from distributed accurate measuring devices of weather conditions. A regional network of more than 30 all-sky-imagers and meteorological stations in the north of Germany enables to generate solar irradiance nowcasts reaching spatial resolution as high as 100 m (Fig. 2). These high-resolution forecasts can be used by RES producers to optimize the predictive control of storage associated to PV plants, and by Distribution System Operators (DSOs) to quantify better the impact of PV variability on their grid operation.

3.2 Seamless generic RES production forecasting

A generic seamless probabilistic forecasting model is developed to streamline the model chain of renewable production forecasting. It is seamless because it is able to generate predictions over multiple horizons in a single run, avoiding the discontinuities in prediction that are observed in state-of-the-art approaches (cf. Figure 3). The model incorporates different data streams which are relevant for the various horizons from the next minute to the next day (recent measurements on site or on neighbouring sites, satellite images, numerical weather predictions). The baseline approach for the seamless model is based on Analog Ensembles retrieved following the principles presented first by [10]: a weighted metric is used to rank past situations based on the similarity of historical features with features describing the conditions to be predicted. Alternative regression models are developed, with the objective to reach similar performance than standard regression models trained

separately for the different horizon intervals. The proposed approach is designed to be applicable to single RES technology (PV, wind,...) or combinations.

3.3 Data-driven wind power forecasting integrating multiple data sources

Many decisions taken under RES uncertainty need to be frequently updated at intraday horizons or close to real-time, when the uncertainty is lower than at day-ahead horizons. In that case, decision-aid models require that forecasting models of RES production should be able to process rapidly large volumes of heterogeneous data such as weather measurements and predictions, satellite images, lightning information and real-time data from the assets.

In order to comply with these operational constraints which are essential for power system stakeholders such as grid operators, data-driven forecasting models based on machine learning are developed and will be validated in the context of wind power forecasting delivered at horizons of 1 - 30 minutes by a professional forecasting provider.

3.4 Flexibility forecast at a TSO/DSO interface

RES forecasting is also needed at a larger scale, namely for the aggregated production of dispersed RES sites and its use by aggregators or grid operators. In distribution grids, a timely issue for DSOs consists in estimating the total flexibility potential of all RES sites connected under a specific primary substation (interface between TSO and DSO). Flexibility is defined as active and reactive power modulation of distributed RES sites or controllable consumers in the grid nodes. The estimation of this flexibility must take into account the grid topology and the dynamics of constraints resulting from load and RES production.

A state-of-the-art approach for estimating flexibility potential consists in deriving flexibility curves by means of a non-convex non-linear Optimal Power Flow, which does not consider RES uncertainty [11]. Furthermore, if the flexibility curve is estimated by a bottom-up approach summing forecasts of RES production issued at each site independently, ignoring spatio-temporal dependencies in the aggregation, then the estimated flexibility is likely to be biased and potentially infeasible.

Conversely, Smart4RES proposes to incorporate hierarchical probabilistic forecasting into a tractable approximate optimization of the power flow, resulting in an aggregated flexibility forecast illustrated in Figure 4. Consistent hierarchical forecasts enable to better model the aggregated impact of local RES variability on grid constraints.

3.5 Local predictive management of distribution grids

Besides the quantification of flexibility potential from RES, DSOs need to implement predictive strategies to manage local congestions and voltage constraints under the uncertainty of RES production and load (Figure 5). In contrast with robust or stochastic approaches, which have low interpretability and

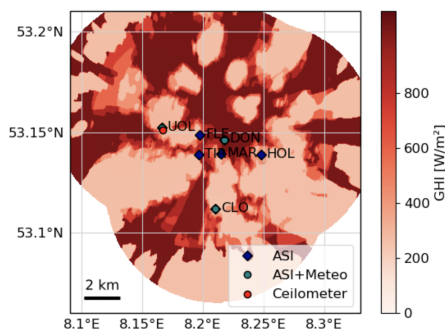


Fig. 2 Irradiance forecast based on 7 all-sky-imagers (Source: DLR)

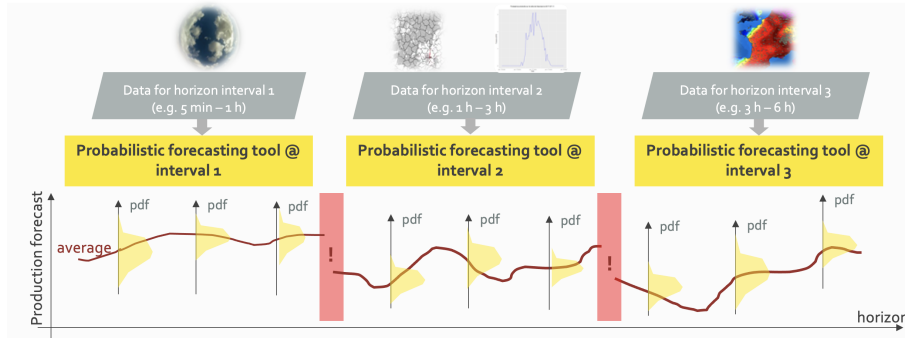


Fig. 3. Challenge of seamless renewable production over multiple time frames, illustrated for PV

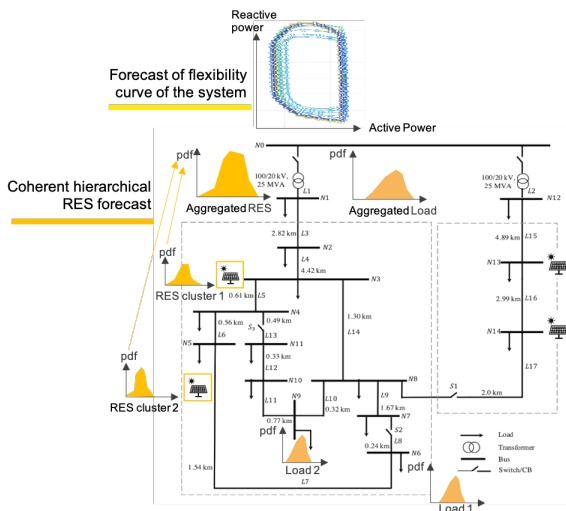


Fig. 4. Flexibility forecast at a TSO/DSO interface

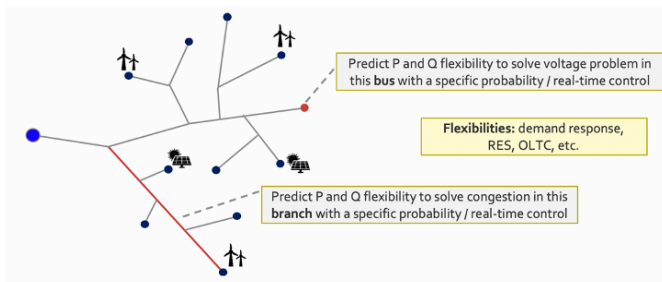


Fig. 5 Challenges of local predictive management of constraints in distribution grids

high computational time, Smart4RES proposes to combine a synthetic modelling of the grid sensitivity and a data-driven controller in order to provide fast decision-aid in real-time to human operators. Spatial ensembles modelling RES uncertainty are fed into the data-driven grid management tool, which simplifies the modelling chain by suppressing the need to run stochastic or robust optimization.

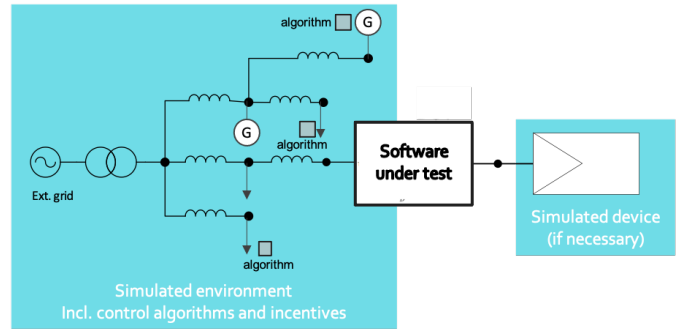


Fig. 6 Validation system for decision-aid tools by combined software and hardware in-the-loop

3.6 Combined software and hardware in the loop validation system

In order to validate a decision-aid tool such as the grid management tool presented above, a DSO may want to be assured of its behaviour when put under testing protocols for accuracy, robustness, expected interactions with systems of different configurations (e.g. weak or strong grid, rural or urban environment). In Smart4RES, selected decision-aid tools for distribution grids and isolated systems will be tested in a combined software and hardware in-the-loop validation system (Figure 6). The decision-aid tool is run as a black box interacting with a simulated environment representing the grid and its rules, complemented when necessary by a hardware-in-the-loop simulation of particular devices such as converters of RES plants.

3.7 Data markets increase the value of RES forecasting in distribution grids

It is known that disposing of recent measurements of production or weather at neighbouring sites increases the prediction performance up to 6 hours ahead through spatio-temporal forecasting models [12]. However, today there are no mechanisms put in place to incite such sharing, while privacy and confidentiality constraints are bottlenecks. The development of collaborative forecasting and decision making methods that imply data sharing while respecting such constraints may

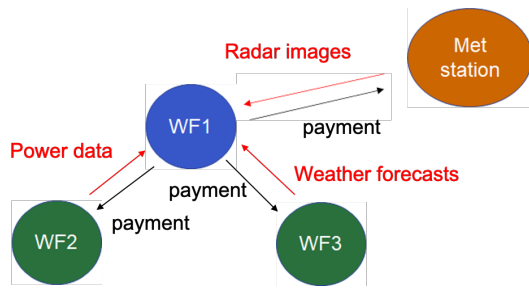


Fig. 7 Data streams and payments in a data market involving Wind Farms (WF) and local meteorological station

unlock value from the available wealth of data. An additional factor to that direction can be the monetization of RES forecasting data (forecasts, observations, a.o.). The principles of this monetization are established in the concept of data markets [13], which can secure value for RES operators and providers of forecasting-related services (cf. Fig. 7): decentralized data exchanges are priced based on their contribution to the reduction of forecasting error, leading to bilateral payments while preserving the privacy of all participants.

4 Conclusion

The prediction of RES production and the optimization of RES-related decision-making, albeit being mature research fields, face major challenges to improve their accuracy and value for end-users. The Smart4RES project proposes to address the whole model chain of RES forecasting from data to decisions. This paper shows an overview of the solutions proposed by Smart4RES to improve substantially the performances of RES forecasting, with a focus on the potential of these solutions for use cases related to distribution grids. Three major contributions are stemming from data science, meteorology and power system analysis: (1) enhanced predictions of weather and RES production, (2) streamlined value-oriented decision-making, (3) a proposed concept for data markets.

Forecasting solutions will propose a step forward in terms of prediction errors and spatio-temporal resolution, by integrating novel data sources such as networks of sky imagers. The proposed developments are oriented towards "value" and not only "accuracy", meaning that forecasting products will be created to answer specific needs of the power system industry, such as the forecast of the flexibility potential of dispersed RES sites in distribution grids. Finally, the value of data is placed at the core of the Smart4RES project. Data-driven approaches will investigate how existing approaches can be simplified by deep exploitation of large datasets, and subsequently the economic potential of sharing such datasets will be addressed by solutions for collaborative forecasting and data markets. Use cases and forecasting solutions are further detailed at the project website*.

*<https://www.smart4res.eu>

5 Acknowledgment

The work in this paper is performed in the frame of the Smart4RES project which has received funding from the European Union's Horizon 2020 research and innovation programme under grant agreement No 864337.

The European Commission or the European Innovation and Networks Executive Agency (INEA) are not responsible for any use that may be made of the information in this paper.

References

- [1] Georges Kariniotakis. *Renewable Energy Forecasting - From Models to Applications*. Woodhead Publishing Series in Energy - Elsevier, 2017.
- [2] G. Kariniotakis et al. "Next generation forecasting tools for the optimal management of wind generation". In: *2006 9th Int. Conf. on Probabilistic Methods Applied to Power Systems, PMAPS (2006)*.
- [3] Manuel A. Matos and R. J. Bessa. "Setting the operating reserve using probabilistic wind power forecasts". In: *IEEE Trans. Power Syst.* 26.2 (2011), pp. 594–603.
- [4] G. Sideratos and N. D. Hatzigiorgiou. "Wind power forecasting focused on extreme power system events". In: *IEEE Trans. Sustain. Energy* 3.3 (2012), pp. 445–454.
- [5] D.W. van der Meer, J. Widén, and J. Munkhammar. "Review on probabilistic forecasting of photovoltaic power production and electricity consumption". In: *Renew. Sust. Energ. Rev.* 81 (2018), pp. 1484–1512.
- [6] Ricardo J. Bessa et al. "Towards improved understanding of the applicability of uncertainty forecasts in the electric power industry". In: *Energies* 10.9 (2017), pp. 1–48.
- [7] G. Giebel et al. "Wind power forecasting: IEA Wind Task 36 & future research issues". In: *Journal of Physics: Conference Series* 753.3 (2016), pp. 1–10.
- [8] Ciaran Gilbert et al. "Statistical post-processing of turbulence-resolving weather forecasts for offshore wind power forecasting". In: *Wind Energy* 23.4 (2020), pp. 884–897.
- [9] Jorge Filipe et al. "Data-driven predictive energy optimization in a wastewater pumping station". In: *Applied Energy* 252 (2019).
- [10] S. Alessandrini et al. "An analog ensemble for short-term probabilistic solar power forecast". In: *Applied Energy* 157 (2015), pp. 95–110.
- [11] Mohsen Kalantar-Neyestanaki et al. "Characterizing the Reserve Provision Capability Area of Active Distribution Networks: A Linear Robust Optimization Method". In: *IEEE Trans. Smart Grid* 11.3 (2020), pp. 2464–2475.
- [12] Xwegnon Ghislain Agoua, Robin Girard, and George Kariniotakis. "Short-Term Spatio-Temporal Forecasting of Photovoltaic Power Production". In: *IEEE Trans. Sustain. Energy* 9.2 (2018), pp. 538–546.
- [13] Carla Goncalves, Pierre Pinson, and Ricardo Jorge Bessa. "Towards Data Markets in Renewable Energy Forecasting". In: *IEEE Trans. Sustain. Energy* 3029.c (2020), pp. 1–1.