



# A Cooperative Network Coding Strategy for the Interference Relay Channel.

Huyen Chi Bui, Hugo Méric, Jérôme Lacan, Marie-Laure Boucheret

## ► To cite this version:

Huyen Chi Bui, Hugo Méric, Jérôme Lacan, Marie-Laure Boucheret. A Cooperative Network Coding Strategy for the Interference Relay Channel.. IEEE Wireless Communications Letters, 2012, 1 (5), pp.456 -459. 10.1109/WCL.2012.12.120387 . hal-03531004

**HAL Id: hal-03531004**

**<https://hal.science/hal-03531004>**

Submitted on 18 Jan 2022

**HAL** is a multi-disciplinary open access archive for the deposit and dissemination of scientific research documents, whether they are published or not. The documents may come from teaching and research institutions in France or abroad, or from public or private research centers.

L'archive ouverte pluridisciplinaire **HAL**, est destinée au dépôt et à la diffusion de documents scientifiques de niveau recherche, publiés ou non, émanant des établissements d'enseignement et de recherche français ou étrangers, des laboratoires publics ou privés.



## Open Archive Toulouse Archive Ouverte (OATAO)

OATAO is an open access repository that collects the work of Toulouse researchers and makes it freely available over the web where possible.

This is an author-deposited version published in: <http://oatao.univ-toulouse.fr/>  
Eprints ID: 6907

**To link to this article:** DOI: 10.1109/WCL.2012.12.120387  
URL: <http://dx.doi.org/10.1109/WCL.2012.12.120387>

**To cite this version:** Bui, Huyen Chi and Méric, Hugo and Lacan, Jérôme and Boucheret, Marie-Laure *A Cooperative Network Coding Strategy for the Interference Relay Channel*. (2012) *Wireless Communications Letters*, IEEE, vol. 1 (n° 5). pp. 456 -459. ISSN 2162-2337

Any correspondence concerning this service should be sent to the repository administrator: [staff-oatao@inp-toulouse.fr](mailto:staff-oatao@inp-toulouse.fr)

# A Cooperative Network Coding Strategy for the Interference Relay Channel

Huyen-Chi Bui, Hugo Méric, Jérôme Lacan, and Marie-Laure Boucheret

**Abstract**—In this paper, we study an interference relay network with a satellite as relay. We propose a cooperative strategy based on physical layer network coding and superposition modulation decoding for uni-directional communications among users. The performance of our solution in terms of throughput is evaluated through capacity analysis and simulations that include practical constraints such as the lack of synchronization in time and frequency. We obtain a significant throughput gain compared to the classical time sharing case.

**Index Terms**—Physical layer network coding, superposition modulation, interference channel with a relay.

## I. INTRODUCTION

WIRELESS relay networks have motivated a large number of studies. When there are multiple sources, the relay might have to handle multiple access to the physical medium. If two or more sources in a wireless network transmit data at the same time, it generates interference. In first network generations, access methods strive to prevent simultaneous transmissions in order to avoid interference. Recently, the opposite approach that encourages users to interfere has been adopted. In the case of a relay network, this refers to Interference Channel with a Relay (ICR). Most strategies for ICR propose to exploit the interfered signals to increase the network capacity.

Considering an interfered signal arriving at a receiver, we focus on two mechanisms for the demodulation. Firstly, if the receiver knows a part of the interfered signal, it can perform *self-interference cancellation* to subtract its own signal. Paired carrier multiple access is a practical implementation of such solution [1]. In two-way satellite communication systems, this technique allows two users to use the same frequency, time slot and/or code division multiple access code to transmit. Further studies of this approach have been investigated under the term Physical layer Network Coding (PNC) [2]. PNC can potentially double the capacity of two-way relay network [3]. Previous works assume a perfect synchronization in time, carrier-frequency and phase [1], [3]. Asynchronous scenarios and practical deployment aspects have been studied in [4] and [5], respectively. Secondly, if the receiver is not aware of any part of the interfered signal or has already removed its own signal, the principle is to consider the received signal as a form of *superposition modulation* [6], [7]. These modulations result from the superposition of signals transmitted with various

power levels. For instance, the authors propose to interpret pulse-amplitude modulation as the superposition of BPSK modulations with various power levels [7]. As the receiver is only interested in one part of the signal, it demodulates this part as one data stream in a hierarchical modulation [8]. The combination of network coding and modulation is studied in [9], [10], but these works consider digital network coding and not PNC.

In this paper, we propose a transmission scheme to increase the throughput of an ICR where  $N_u$  users ( $N_u \geq 2$ ) communicate through a satellite. In order to optimize the throughput, the transmission power levels are coordinated among users. The use of satellite as relay implies low modulation orders, but our scheme can be generalized to other cases. In our scenario, each user wants to communicate with its neighbor, i.e., user  $i$  transmits data to user  $i + 1$  (modulo  $N_u$ ),  $i = 1, \dots, N_u$ . Our scheme combines both mechanisms previously described, PNC and superposition modulation decoding. This paper has two main contributions. First, we consider the remaining signal after the self-interference cancellation as a superposition modulation. Then, we propose an evaluation of the theoretical and practical throughputs with optimal transmission power.

The rest of the paper is organized as follows: Section II provides an overview of the proposed scheme. Section III shows how to obtain the power allocations based on a capacity analysis. The performance in terms of throughput is evaluated with simulations involving Low-Density Parity-Check (LDPC) codes in Section IV. Finally, Section V concludes the paper by summarizing the results and presenting the future work.

## II. SYSTEM OVERVIEW

### A. Definitions and Hypotheses

We consider a wireless communication system with a relay shared among  $N_u$  users. The relay amplifies all received signals with a fixed gain  $G$ . The channel is considered linear and the transmission is subject to Additive White Gaussian Noise (AWGN). As mentioned, the relay is a satellite and each user communicates with its neighbor as shown in Figure 1. We assume that each user has the same maximum energy per symbol  $E_s$  and the same link budget. Since the system aims at providing the same throughput to all users, the transmission parameters (modulation and code rate) are identical. Moreover, there is no direct link between the users. The communication medium is divided into time and/or frequency slots of same size. In each slot, we allow simultaneous transmissions. We assume that the channel estimation is perfect.

### B. Description of the Mechanism

1) *Transmitter*: Each user transmits data packets of  $k$  bits. First, an error-correcting code of rate  $R$  associated with QPSK

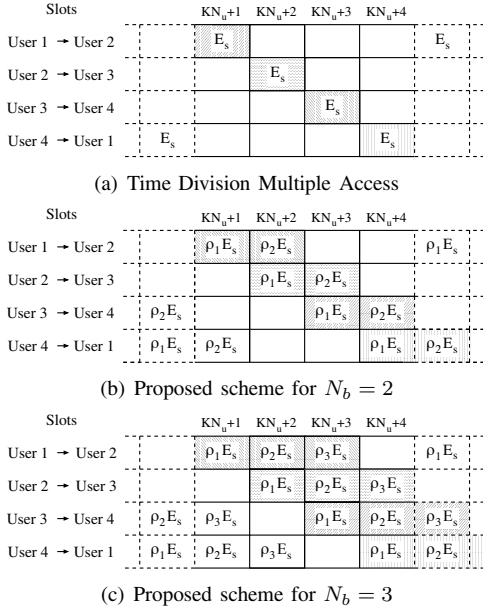


Fig. 1. Burst scheduling for 4 users ( $N_u = 4$ ) on the uplink.

modulation is applied to these packets to create codewords of  $n = k/R$  bits. Then, each codeword is split into  $N_b$  physical layer packets called bursts ( $N_b \leq N_u$ ). The burst size is the same for all users. Each user sends its bursts on  $N_b$  consecutive slots with energy per symbol  $\rho_i E_s$  in the  $i$ -th slot with  $0 \leq \rho_i \leq 1$  ( $1 \leq i \leq N_b$ ). More formally, user  $i$  ( $1 \leq i \leq N_u$ ) transmits its  $K$ -th codeword ( $K \geq 1$ ) to user  $i + 1$  on slots number  $(K - 1)N_u + i$  to  $(K - 1)N_u + i + N_b - 1$ . With this scheduling, we verify that:

- 1) each user transmits a codeword on  $N_b$  consecutive slots;
- 2) after transmitting a codeword, each user waits  $N_u - N_b$  slots before sending a new one;
- 3) exactly  $N_b$  users interfere on each slot.

The classical PNC scheme considered in [2] can be seen as a particular configuration of our solution where  $(N_u, N_b) = (2, 2)$ . The time sharing strategy, also known as Time Division Multiple Access (TDMA) (see Figure 1(a)) corresponds to the case  $N_b = 1$ . The cases with  $(N_u, N_b) = (4, 2)$  and  $(N_u, N_b) = (4, 3)$  are illustrated in Figure 1(b) and Figure 1(c), respectively. We can notice that a factor  $\sum_{i=1}^{N_b} \rho_i$  exists between the energies transmitted by our solution and the TDMA strategy. If  $\sum_{i=1}^{N_b} \rho_i > 1$ , some devices, e.g., low-power mobile devices, can suffer from this increase of global energy consumption. However, other kinds of terminal, such as very-small-aperture terminals, are limited by their maximum transmission power rather than their energy. The scheme and the assumptions considered in this paper can be then applied to this later class of terminals.

2) *Relay*: The relay receives a signal which is a noisy sum of signals from  $N_b$  users after passing through the uplink channel. It amplifies the input signal with a fixed gain  $G$  and forwards this corrupted sum of messages back to all users on a second set of time slots or on another frequency.

3) *Receiver*: User  $i + 1$  is interested in the data transmitted by user  $i$ , so it only considers the signal on slots  $(K - 1)N_u + i$  to  $(K - 1)N_u + i + N_b - 1$ . The signal

on these slots is a superposition of signals coming from multiple users after going through the channel (uplink and downlink). In our system, the receiver has the knowledge of its own message and how this message was distorted by the channel. After correcting the channel distortion, the receiver can then subtract its message from the received signal using PNC algorithm and then infers a corrupted version of the signals of other users. This step is called self-interference cancellation. Previous study demonstrated that PNC is very robust to synchronization errors [4]. Thus, in the following sections, we assume that the PNC operation is perfectly done and all self-interference is totally cancelled. After the self-interference cancellation, the signals on slots  $(K - 1)N_u + i$  to  $(K - 1)N_u + i + N_b - 1$  are superpositions of QPSK modulations. During the demodulation, the receiver selects the data dedicated to itself. Finally, demodulated bits from all slots are assembled and sent to the decoder. The demodulation and decoding are identical for all users.

### III. CAPACITY ANALYSIS

In this section, we show how to obtain the power allocations based on a capacity analysis between a sender/receiver pair. For the capacity analysis, we assume a perfect synchronization while the practical case would lead far afield [11]. However, this assumption is not considered for the simulations in Section IV.

In our study, each user transmits a QPSK modulated signal to an amplify-and-forward relay. The signals are here subject to noise, channel attenuation and also time, phase and frequency gaps at the receiver input. We evaluate the signal-to-noise ratio (SNR) after passing through the channel between a transmitter and a receiver on any slot. In our scheme with parameters  $(N_u, N_b)$ , we consider the signals transmitted on the slot number  $q$  ( $q \geq 1$ ). Exactly  $N_b$  users transmit on slot  $q$ . We denote  $e_{p,q}$  the transmitted signals with an average energy per symbol of  $\rho_p E_s$  ( $1 \leq p \leq N_b$ ). The received signal on slot  $q$  at the relay can be written as

$$r_{relay,q}(t) = \beta_u \sum_{p=1}^{N_b} e_{p,q}(t) + n_u(t), \quad (1)$$

where  $\beta_u$  is the path loss coefficient of the uplink channel,  $n_u(t)$  is the uplink AWGN with variance  $\sigma_u^2 = N_{0u}/2$ . The relay amplifies the input signals with a fixed gain  $G$  and forwards the sum to all users. The signal received by any user on slot  $q$  is then given by

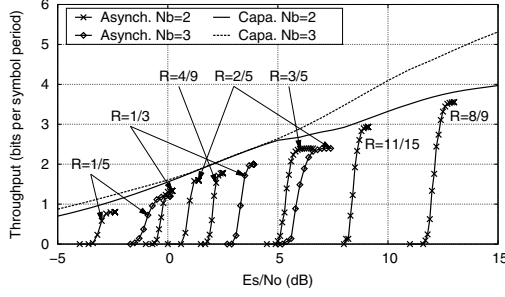
$$r_q(t) = \beta_d \times G \times r_{relay,q}(t) + n_d(t), \quad (2)$$

where  $\beta_d$  is the path loss coefficient of the downlink channel,  $n_d(t)$  is the downlink AWGN with variance  $\sigma_d^2 = N_{0d}/2$ . The received signal SNR on slot  $q$  is computed as

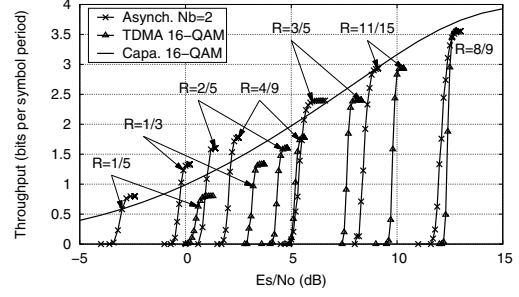
$$SNR_q = \sum_{p=1}^{N_b} \rho_p \times \frac{E_s G^2 \beta_u^2 \beta_d^2}{N_{0u} \beta_d^2 G^2 + N_{0d}}. \quad (3)$$

Our capacity analysis is based on superposition modulation [12]. We define a layer as the data transmitted by a user, i.e., 2 bits per channel use. As mentioned in Section II-B1, each user transmits data in  $N_b$  consecutive slots with power

<sup>2</sup>Digital Video Broadcasting - Return Channel via Satellite



(a)  $N_b = 2$  and  $N_b = 3$  vs. capacity



(b)  $N_b = 2$  vs. TDMA with 16-QAM modulation

Fig. 3. Simulations results in terms of throughput (with asynchronous assumptions for our scheme).

be achieved with the parameter  $N_b = 3$ . Subsequently, the parameter  $N_b$  is set to 2 to keep the good performance in terms of throughput regarding to the TDMA scheme.

Figure 3(b) shows the simulation results for our scheme with  $N_b = 2$  and for the TDMA scenario. The first remark is that our scheme combined with LDPC codes obtains a throughput significantly larger than the TDMA solution. Moreover, the code with rate  $1/5$  combined to the parameters  $(\rho_1, \rho_2) = (1, 1)$  transmits as many bits per symbol period as the TDMA case with 16-QAM modulation, but 4 dB earlier. This difference vanishes when the code rate increases but it remains significant, e.g., 1 dB for  $R = 11/15$ . Finally, we do not compare our solution with the TDMA scheme combined with QPSK modulation. Indeed, we see in Figure 3(b) that our solution outperforms the 16-QAM capacity (for low SNR values) which is greater than the QPSK capacity.

## V. CONCLUSION AND FUTURE WORK

We propose a scheme based on PNC and superposition modulation decoding to increase the throughput of an ICR. Based on a capacity analysis, we show how to obtain the transmission power levels. Simulations, where imperfect synchronization in time and frequency between signals is taken into account, demonstrate a performance improvement compared to the classical TDMA scheme. Finally, our study points out that the system with  $N_b = 2$  gives the best performance in a satellite communication context.

In a future work, the use of other relay categories is scheduled. We also expect to investigate the impact of imperfect channel estimation on the system performance.

## ACKNOWLEDGMENT

This work was supported by the CNES and Thales Alenia Space.

## REFERENCES

- [1] M. Dankberg, "Paired carrier multiple access (PCMA) for satellite communications," *1998 Pacific Telecommunications Conference*.
- [2] S. Zhang, S. C. Liew, and P. P. Lam, "Physical-layer network coding," in *2006 ACM MOBICOM*.
- [3] S. Katti, I. Maric, A. Goldsmith, D. Katabi, and M. Medard, "Joint relaying and network coding in wireless networks," in *2007 ISIT*.
- [4] S. Zhang, S.-C. Liew, and P. Lam, "On the synchronization of physical-layer network coding," *2006 ITW*.
- [5] S. Katti, S. Gollakota, and D. Katabi, "Embracing wireless interference: analog network coding," in *2007 ACM SIGCOMM*.
- [6] J. Schaefferle, "Wireless access system and transmission method," Patent 20090 028 105, 2009.
- [7] C. Schlegel, M. V. Burnashev, and D. V. Truhachev, "Generalized superposition modulation and iterative demodulation: a capacity investigation," *J. Electrical and Computer Engineering*, vol. 2010, 2010.
- [8] H. Meric, J. Lacan, C. Amiot-Bazile, F. Arnal, and M. Boucheret, "Generic approach for hierarchical modulation performance analysis: application to DVB-SH," in *2011 WTS*.
- [9] R. Kim and Y. Y. Kim, "Symbol-level random network coded cooperation with hierarchical modulation in relay communication," *IEEE Trans. Consum. Electron.*, vol. 55, no. 3, Aug. 2009.
- [10] J. M. Park, S.-L. Kim, and J. Choi, "Hierarchically modulated network coding for asymmetric two-way relay systems," *IEEE Trans. Veh. Technol.*, vol. 59, no. 5, June 2010.
- [11] L. Farkas and T. K6i, "On capacity regions of discrete asynchronous multiple access channels," *CoRR*, vol. abs/1204.2447, 2012.
- [12] P. Hoeher and T. Wo, "Superposition modulation: myths and facts," *IEEE Commun. Mag.*, vol. 49, no. 12, 2011.
- [13] ETSI, "EN 302 307 V1.2.1 (2009-08)."
- [14] —, "Digital Video Broadcasting (DVB), Interaction channel for Satellite Distribution Systems, TS 101 790."