



**HAL**  
open science

# A Model-less Approach for Estimating Vehicles Sideslip Angle by a Neural Network Concept

Bernardo Murta, Alessandro Corrêa Victorino, José Guilherme Baêta

► **To cite this version:**

Bernardo Murta, Alessandro Corrêa Victorino, José Guilherme Baêta. A Model-less Approach for Estimating Vehicles Sideslip Angle by a Neural Network Concept. IEEE International Conference on Mechatronics (ICM 2021), Mar 2021, Kashiwa, Japan. pp.1-6, 10.1109/ICM46511.2021.9385655 . hal-03520575

**HAL Id: hal-03520575**

**<https://hal.science/hal-03520575>**

Submitted on 12 Jan 2022

**HAL** is a multi-disciplinary open access archive for the deposit and dissemination of scientific research documents, whether they are published or not. The documents may come from teaching and research institutions in France or abroad, or from public or private research centers.

L'archive ouverte pluridisciplinaire **HAL**, est destinée au dépôt et à la diffusion de documents scientifiques de niveau recherche, publiés ou non, émanant des établissements d'enseignement et de recherche français ou étrangers, des laboratoires publics ou privés.

# A Model-less Approach for Estimating Vehicles Sideslip Angle by a Neural Network Concept

Bernardo Junqueira Murta<sup>1,2</sup>  
bernardo.murta@hds.utc.br

Alessandro Correa Victorino<sup>2</sup>  
acorreav@hds.utc.br

José Guilherme Coelho Baêta<sup>1</sup>  
baeta@demec.ufmg.br

<sup>1</sup>Mechanical Engineering Department  
Federal University of Minas Gerais  
Belo Horizonte, Brazil

<sup>2</sup>Université de Technologie de Compiègne,  
UMR 7253 CNRS, Heudiasyc  
CS 60319-60203 Compiègne Cedex

**Abstract**—Over the past few years, vehicle dynamics systems have been constantly improved by new technologies due to the rapid advance in computational systems and, so, have been continually developed to enhance vehicle handling and safety of the passengers. Unfortunately, these systems require information of variables not always easy to be accessed without proper sensing. In this way, several studies had been carried out to obtain a good estimation of the variables of interest as tire-ground interaction forces and sideslip angle, to mention a few. Also, the sideslip angle relates directly to the vehicle's lateral dynamics, an important factor for control stability. Most of these studies are based on vehicles dynamics and tire models, but non-linearities contribute to the low accuracy of the models. The present work performed several simulation tests using a well-known software to access vehicle data, which was used to train a machine learning technique, neural network, to predict the vehicle body sideslip angle along the trajectory. Such tests considered high speed profiles and different friction coefficient values in order to reach as closely the slip limit. Such tests were studied to indicate which set of maneuvers could be better to obtain sideslip information within the operational range of the vehicle. The best result was obtained when training a neural network with information from slalom and lane change tests, with a validation error lower than a 1%. Although, other set of maneuvers needs to be included to the training data so the model could cover a wider range of driving events.

**Keywords**—vehicle dynamics, sideslip angle, neural networks

## I. INTRODUCTION

Vehicle control systems, as well as Electronic Stability Control (ESC), currently available on the market are based on estimates and readings of low-cost sensors integrated into the vehicle, such as speed encoders, accelerometers, to mention a few, and different variables related to vehicle dynamics can be derived from combinations of the signals obtained by these sensors. However, obtaining the tire sideslip angle and rate results in a low precision due to the uncertainties of the sensor measurements, as well as imprecise mathematical models that evaluate the lateral dynamics of the tire[1]. In this way, the direct measurement of the forces and sideslip angle of the tires becomes very difficult and economically unfeasible, requiring a better modeling of the vehicular lateral dynamics and estimation alternatives of the physical quantities acting in the system.

In this context, several mathematical models to obtain the forces of tire-ground interaction and sideslip angle are suggested in the literature. The modeling of the system is nonlinear, especially if abrupt maneuvers, in real model, are considered. For this reason, it is widely discussed in the

literature the use of extended kalman filter (EKF) as state estimators for nonlinear systems. Some authors also use multiple filters, essential to improve the quality of the estimation and to adapt variable driving conditions [2-4].

All those studies were built considering techniques based entirely on physical and dynamic modeling of the vehicle and tires, in addition to techniques based on state observers. These approaches, however, become fragile since there are factors that contribute to the low accuracy of the model used. An example is the load transfer that happens dynamically along the trajectory of vehicles and forces to which they are subjected over time. In this context, some recent studies start from the principle of using machine learning algorithms to assist in the prediction of vehicle dynamic factors that cannot be obtained directly or in a conventional way. In [5] it was used an approach that disregarded tire modeling, where tire-ground contact forces were estimated through machine-learning algorithms, which lead to additional instrumentation not required. Machine learning algorithms, also, can be used to obtain sideslip angle with maximum error below 5%, when driving in slow speeds [6]. Different approaches were also investigated to determine the slip angle using only the sensors already presented in the vehicle and varying the inputs to the learning system, obtaining good results, but still needing further study about the adherence of the tire with the ground and bank angle[7].

Considering the vehicle lateral dynamics, the study of the tire-ground interaction forces and the sideslip angle is important for the vehicle stability control. The sideslip angle, for instance, determines the displacement direction of the vehicle's center of gravity (CG), which most possibly will not follow the desired trajectory, crucial for the correct work of mobile robots and autonomous vehicles. In this context, many dynamics control systems needs to monitor the sideslip angle in the close loop controller, in order to improve stability [8-10]. As stated earlier, obtaining these parameters related to vehicle dynamics directly is quite costly and their estimation by model-based methods is inaccurate due to the non-linearity of the system and dynamic variations that are not predicted by these methods. Thus, it is possible to find in the literature algorithms not based on models, which can use readings from a global position system (GPS) [11,12] and by machine learning analysis [13,14]. Moreover, [15] has recently introduced another method, Locally Weighted Projection Regression algorithm (LWPR), to reconstruct tire dynamics, with also high accuracy.

This work aims to evaluate slip angle estimates using neural networks tracking variables with little or no difficulty in obtaining it from the vehicle. In this way, it will be possible to evaluate the possible maneuvers needed for a better training of the network for a higher accuracy of the method. For this, severe driving conditions will be explored, in which it is

---

This work has granted fundings by CAPES in a doctoral mobility program. This work was supported by LABEX MS2T, ROBOTEX and H2020 European projects ITEAM (675999) and Owheel (872907)  
The main author is a PhD candidate at Universidade Federal de Minas Gerais (UFMG) as part of the Graduate Program in Mechanical Engineering PPGMEC

expected to reach the limit of vehicle stability and sliding control. With this purpose, the analysis will only be done in a simulation environment for a free variation of the parameters and, thus, validate the proposal.

## II. PROBLEM MODELING

In this section, it will be discussed the modeling dynamics, which will be used as a base for modeling the neural network in order to get a better prediction of the sideslip angle.

### A. Vehicle Modeling

The vehicle modeling can be simplified by using the bicycle model of the vehicle as showed in Fig. 1. In this model, both front and rear wheels are represented just by one central wheel, vertical movements are ignored, roll is neglected, rear steering angles are null and front steering angles are assumed equals. The simplified bicycle model is represented by the following relationship

$$\ddot{\psi} = \left(\frac{1}{I_z}\right) [l_f [F_{x1} \sin \delta + F_{y1} \cos \delta] - l_r F_{y2} \quad (1)$$

$$\dot{\beta} = (1/m_v V_g) [-F_{x1} \sin(\beta - \delta) + \quad (2)$$

$$F_{y1} \cos(\beta - \delta) + F_{y2} \cos \beta - F_{x2} \sin \beta] - \dot{\psi} \quad (3)$$

$$\dot{V}_g = (1/m_v) [F_{x1} \cos(\delta - \beta) + F_{y1} \sin(\delta - \beta) + F_{x2} \cos \beta - F_{y2} \sin \beta]$$

where  $\psi$  is the true heading of the vehicle,  $I_z$  the yaw moment of inertia,  $F_{x,y,1,2}$  are the longitudinal and lateral forces of front and rear wheels,  $m_v$  is the vehicle's mass,  $V_g$  is the total velocity at the center of gravity,  $\delta$  is the steering angle  $\beta$  is the sideslip angle,  $l_f$  and  $l_r$  are the distances of the front and rear axles, respectively, to the CG.

The sideslip angle, besides being able to be obtained by a direct integration of (2), it is defined as the angle between vehicle's longitudinal speed and actual speed, considering the vehicle's body frame placed at the CG.

$$\beta = \arctan (V_y/V_x) \quad (4)$$

Since the sideslip angle should be small for control, it can be considered a standard  $\beta \ll 1$  and then  $V_y = \beta V_x$ . By deviating (4), then, it can be assumed that, for constant longitudinal speed

$$\dot{\beta} = a_y/V_x - \dot{\psi} \quad (5)$$

where  $\dot{\psi}$  is the true heading of the vehicle. Equations (2), (4) and (5), then, indicate the sideslip angle relationship, which can be assumed as input variables for a prediction algorithm.

### B. Neural Network modeling

Neural networks (NN), one machine learning method, are model-less approximators, which means that they are capable of perform well without any prior information from the system's modeling. Moreover, the method can be done either by relating known examples or without any knowledge about the outputs during training. Thus, these methods can become

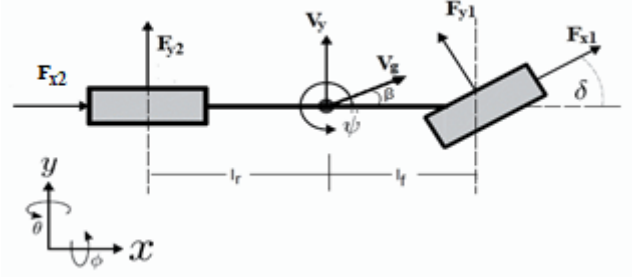


Fig. 1. Bicycle Model

a powerful tool for obtaining parameters related to the vehicle dynamics that would be difficult and economically unviable to obtain through dedicated sensors [16]. The basic description of this algorithm is

$$Y_k = f(U_k, Z_k) \quad (6)$$

where  $Y_k$  is the output of the network,  $U_k$  are the inputs and  $Z_k$  are the systems parameters, and the simple structure that forms the network are called neurons [17]. Neurons compose different layers, named input layer, hidden layers, and output layer. Between each layer, a series of simple operations are performed,

$$S_j = \sum a_j w_{ij} + b_j \quad (7)$$

where  $S_j$  represents the output from a neuron,  $w_{ij}$  are the weights trained that each neuron describe the influence of the input from the previous layer. The sum is biased by a factor  $b_j$ . Every node on each layer is then activated by an activation function and the result is the output for that particular node, which is then passed as part of the inputs to the nodes of the next layer, until the output layer is finally reached. This process is known as forward propagation.

Upon reaching the output layer, the network produces a value which is different from the target's value. The error is then propagated back into the network, updating the weights on each neuron in order to reduce the loss function [16]. This process is known as backpropagation. The learning process continues in a set of epochs until an acceptable error is reached, and the number of epochs depends on convergence parameters.

## III. SIMULATIONS

To simulate the operating conditions of any vehicle and to obtain the variables of interest using virtual sensors, it was used the IPG Carmaker® software and the sideslip angle was defined as the target parameter to be studied. The input variables to describe the NN structure follows the parameters shown in (2), (4) and (5), and a total of 5 inputs were chosen (steering angle  $\delta$ , longitudinal velocity  $V_x$ , lateral acceleration  $a_y$ , the yaw rate  $\dot{\psi}$  and the friction coefficient  $\mu$ ). Regarding all input variables, most of them can be accessed by low-cost sensors and some are already presented in most cars. The friction coefficient is the most difficult to be

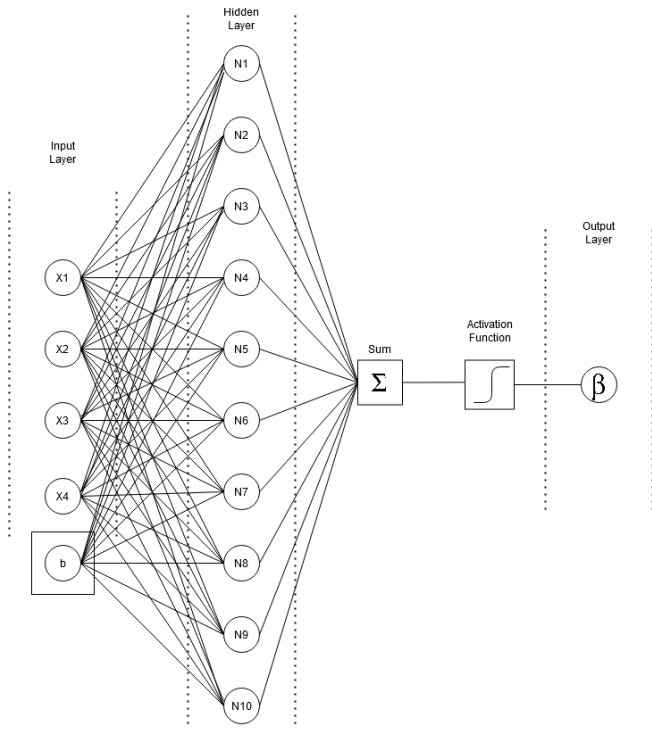


Fig. 2. Neural Network structure and inputs

accessed, but crucial to slip dynamics that affect tire-ground forces, being a parameter that needs to be predicted. Therefore, several works studied the estimation of the friction coefficient in order to improve stability control, considering even vehicle and tire modeling, image processing and machine learning techniques (neural networks, fuzzy logic) [17-21]. Despite being a basic analytical tool, fuzzy systems have shown to deal well with dynamic parameters uncertainties when good prerequisites are put in place for the application, and by using cascade approaches [22-23].

For the NN training, it was used a Matlab® toolbox, due to its simplicity in use, and a classic feedforward NN structure of 5-10-1 neurons was used, as shown in Fig 2. For training, test and validation, it was used a 70/15/15 split which experienced best training performance, along with a sigmoid activation function. Moreover, a backpropagation Levenberg-Marquardt algorithm was chosen to minimize training errors.

#### A. Training Datasets

Most works presented in the literature uses many different tests during the training phase to build the neural network. This procedure seems correct since the network needs data that covers most part of the intended range of the study. On the other hand, when applying into a real-world experiment it might add risks to the drivers end experimental researchers, since most of the tests are performed close to the vehicle's slip limit. Thus, it is necessary to create a test and simulation protocol to guarantee the integrity of the conductor during the test and to minimize operational and computational costs with a large dataset.

In this context, the present work used only simulations in which the test parameters can be freely varied, and so that the size of the dataset was not too extensive. For this, 3 different tests were defined a priori whose lateral excitation can reach the slip limit: Slalom 18m, Slalom 36m, Sine with Dwell. In the IPG Carmaker® software, it was chosen a Volkswagen Beetle for the tests, with a 70kg load added at the drivers'




Fig. 3. Software environment during a slalom test (IPGMovie)

TABLE I. TRAIN, TEST AND VALIDATION ACCURACY FOR TRAINING PHASE – SECTION I

Train Phase	NN1		NN2	
	MSE	R	MSE	R
Train	8.00E-3	9.70E-1	1.05E-1	8.03E-1
Test	6.51E-3	9.79E-1	8.80E-2	8.30E-1
Valid.	5.73E-3	9.76E-1	1.04E-1	7.97E-1

position. Fig 3 shows the software environment when performing a slalom test.

For the running simulations, in order to get a wide range of operation conditions, tests were run varying the longitudinal speed from 60-110 km/h and friction coefficient of 0.6, 0.8 and 1.0. In this way, the actual maneuver is only performed after reaching constant speed. With the test's simulation and acquisition of variables of interest, data was separated in two different datasets. NN1 contains data from both slalom tests; and NN2 contains all data, adding the sine with dwell test. This procedure aims to indicate if a neural network will produce better results when adding different datasets to the training process. For creating each dataset, it was avoided stationary results so that the training data fully represents the maneuvers performed. The training, test and validation accuracy for both datasets are presented in Tab. 1. The training results were then applied to a different test, which consists of two lane changes, for accuracy analysis.

Despite having similar characteristics regarding steer angles range, adding the sine with dwell data to the training process affected negatively to the training accuracy. Likewise, when applying the NN2 training results to a different dataset, it did not result in a significant improvement in the prediction of the vehicle's sideslip angle, as seen in Fig. 4 and Fig. 5 attesting that this behavior continued to occur for different test's speeds. Thus, the data corresponding to the "sine with dwell" test were disregarded for validation.

#### B. Validation

For the validation stage, the same procedure was conducted in order to compare the inclusion of different dataset to the training phase. However, the comparison considered both slalom tests and the addition of a double-lane change test. The two datasets will now be related as NN1 and NN3. For the NN3 dataset it was also included acceleration and steady speed stages in order to reduce base sideslip offset, as seen in Fig.4 and Fig. 5.

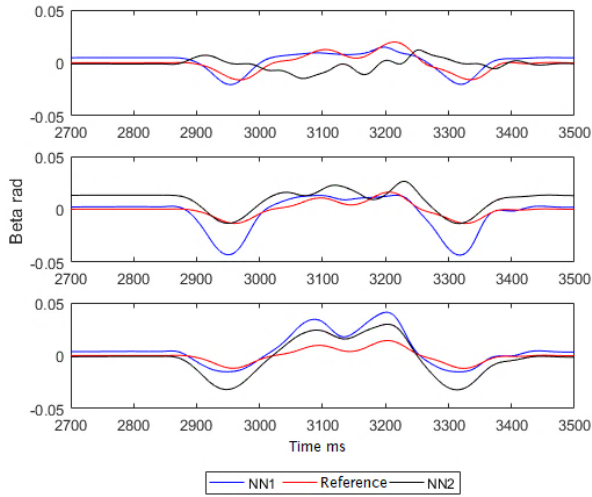


Fig. 4. Comparison between sideslip prediction results for different training datasets NN1, NN2 and Simulated, for longitudinal speed of 80km/h and friction coefficient varying from 0.6, 0.8 and 1, respectively, in a lane change environment.

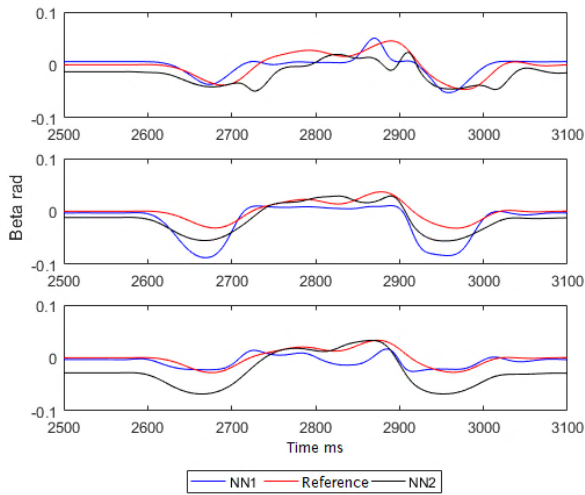


Fig. 5. Comparison between sideslip prediction results for different training datasets NN1, NN2 and Simulated, for longitudinal speed of 100km/h and friction coefficient varying from 0.6, 0.8 and 1, respectively, in a lane change environment.

The training, test and validation accuracy for both datasets are presented in Tab. 2. The training results were then applied to a different test, which consists of an s-shaped road with vehicles moving, for accuracy analysis, as seen in Fig. 6. In this test, depending on the vehicle speed, instances of lane change are different since the moving objects have constant speeds for all tests.

The dataset created for NN3 resulted in lower errors compared to NN1, as seen in Tab. 3, but mostly related to the acceleration and steady speed phases added. Nonetheless, when applying both networks to the validation test, the addition of the lane change dataset to the training phase was able to produce better sideslip predictions, comparing to the results obtained from the simulation itself. This behavior can be found in all tests, regardless of the longitudinal speed and the friction coefficient of the road, as seen in Fig. 7 and Fig. 8.

In all tests at 80km/h, it can be observed in Fig. 7 a deviation of the predicted values for slip angle that occurred

TABLE II. TRAIN, TEST AND VALIDATION ACCURACY FOR TRAINING PHASE – SECTION II

Train Phase	NN1		NN3	
	MSE	R	MSE	R
Train	8.00E-3	9.70E-1	3.13E-3	9.77E-1
Test	6.51E-3	9.79E-1	4.89E-3	9.75E-1
Valid.	5.73E-3	9.76E-1	3.37E-3	9.65E-1



Fig. 6. Software environment when performing various maneuvers with moving objects on the road (IPGMovie)

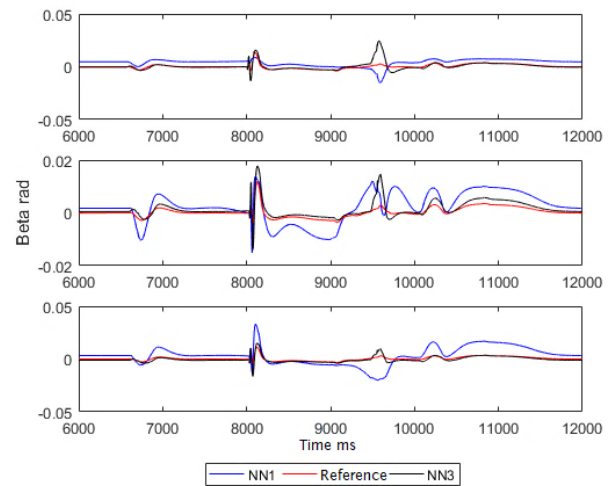


Fig. 7. Comparison between sideslip prediction results for different training datasets NN1, NN3 and Simulated, for longitudinal speed of 80km/h and friction coefficient varying from 0.6, 0.8 and 1, respectively, when performing various maneuvers.

at 9600ms, approximately. During the simulation procedure, at this moment, the vehicle performed a lane change maneuver while entering in a curve, which explains the increase in the sideslip angle for low friction coefficient. Such maneuvers were not present in the training's datasets, which comes to a fact that the current network proves to be quite dependent on the training data. In such cases, larger datasets are needed so that most or all operating conditions are covered. However, the dataset size also plays an important role on the time spent and computational resources for training.

To get a better understanding of the event error by the NN model and to properly address, a simple track (Fig. 9) was chosen containing 90° turns with different radius which, so far, was not included in the training datasets. The simulation results for the sideslip angle were then compared with the NN3 training results, presented in Fig. 10, for two different friction coefficient and constant speed.



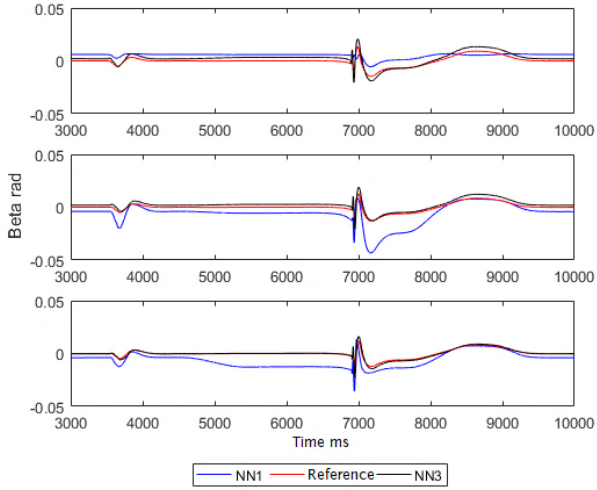


Fig. 8. Comparison between sideslip prediction results for different training datasets NN1, NN3 and Simulated, for longitudinal speed of 100km/h and friction coefficient varying from 0.6, 0.8 and 1, respectively, when performing various maneuvers.

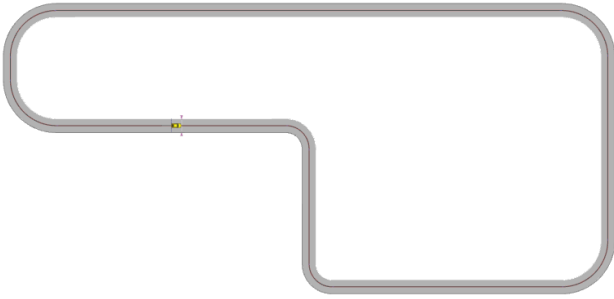


Fig. 9. Simple track simulation with cornering turns

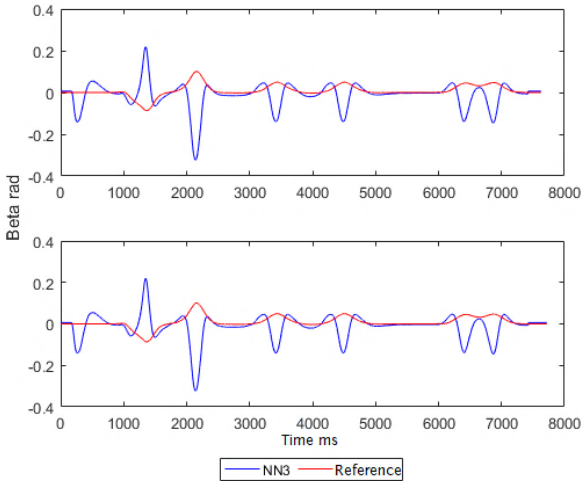


Fig. 10. NN model errors when predicting a non-trained event. Simulation results for longitudinal speed 80km/h and friction coefficient varying from 0.6 and 1, respectively, when performing various 90° turns

The results shown in Fig. 10 contributes to the previous statement, in which the current NN model is mostly dependent on the training data, corresponding to a limitation of the method. Extrapolating to real cases, it becomes a very difficult task to obtain experimental data on most of the vehicle's operating conditions, many of which pose risks to the test driver and researchers. Furthermore, when analyzing the data distribution from what was used in Fig. 7, despite having a

TABLE III. MEAN SQUARE ERRORS FOR NN1 AND NN3 WHEN APPLYING TO A RANDOMIC TEST

$\mu$	NN1			NN3		
	60km/h	80km/h	100km/h	60km/h	80km/h	100km/h
1.0	3.97e-4	3.72e-4	4.67e-4	3.16e-5	3.92e-5	4.76e-5
0.8	1.45e-4	7.05e-5	1.29e-4	4.93e-6	6.41e-6	1.07e-5
0.6	1.10e-4	1.50e-4	1.88e-4	5.49e-5	6.05e-5	7.76e-5

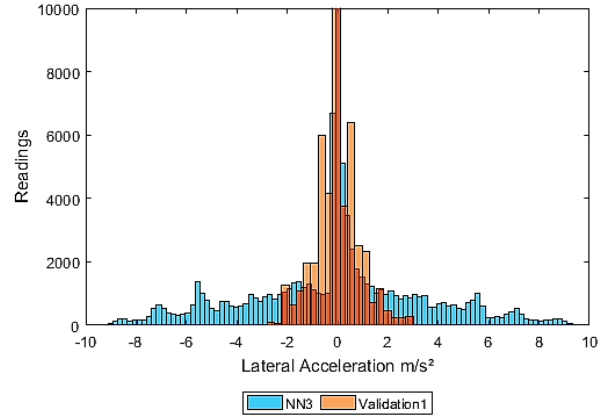


Fig. 11. Summary of instances for Lateral Acceleration of NN3 and the simulation of various maneuvers with moving objects on the road.

restricted range of operation conditions, the fact that validation dataset had more centered data it turned out that the NN3 training dataset was insufficient to represent the data entirely, making it necessary to add more data to the training phase. This difference can be seen in Fig. 11, for lateral acceleration data.

However, results obtained by proper training have shown to be promising, even in most nonlinear regions, of larger sideslip angles. For a purely neural network model, the presented behavior of the neural network output for untrained events corroborates to the need of creating a set of standard tests to access most operating conditions to be faced by the vehicle. In this way, such neural networks models can improve stability control by obtaining better predictions for the vehicle's lateral dynamics without the need of additional instrumentation.

#### IV. CONCLUSIONS

The present work aimed to model vehicle parameters using neural networks to access information regarding the lateral dynamics of the vehicle, i.e. the sideslip angle. This variable information is important for obtaining a better stability control and increase in safety. Also, when applying to mobile robots and autonomous vehicles, it can increase the accuracy of the maneuver predetermined and motion planning.

The tests analysis for testing neural networks behavior give knowledge of which maneuvers are important to be addressed and studied. Regarding the results obtained, the dataset which included slalom tests and double lane changing information performed better for predicting the sideslip angle, when applying for low steering angles. These results were achieved after a training accuracy of more than 97% obtained for both datasets, and errors lower than 1%.

When applying the model to a non-trained data, with higher steering angles, when performing a low radius curve, the results were very discrepant, as stated in Fig. 7. Such

behavior shows that the trained neural network is quite dependent on the dataset inserted during the training phase of the network and, with any data not previously trained, it will not perform well, with large prediction errors. However, adding a lot of data to the network increases its complexity and the need for a greater computational processing during the training phase. Still, a lot of data necessary to be included in the network may not be very feasible to obtain outside of controlled environments, such as simulation software, and very sudden maneuvers can bring risks to drivers during the acquisition of data, many of them in the limit of stability of the vehicle.

This model behavior should be addressed in the following works, also including other maneuvers and adding bank angle and road grade information. Therefore, with the knowledge obtained by these analyses it can be possible to create a protocol for standardized tests procedure during the training phase.

Other important assumption to be made for future works is combining model-based algorithms with neural networks prediction methods in order to create a hybrid model. In this way, vehicles dynamics parameters can be accessed by model-based procedure and non-linearities overcome by training methods.

#### ACKNOWLEDGMENT

This study was financed in part by the Cooperação de Aperfeiçoamento de Pessoal de Nível Superior – Brazil (CAPES) – Finance code 001. The authors acknowledge CAPES for the funding by means of the exchange program CAPES PrInt that made this work possible and the international agreement between Federal University of Minas Gerais (UFMG) and University of Technology of Compiègne (UTC).

#### REFERENCES

- [1] Doumiati M, Charara A, Victorino A, Lechner D, 2012. Vehicle dynamics estimation using Kalman filtering. doi: 10.1002/9781118578988
- [2] Cordeiro, R.A., Ribeiro, A.M., Azinheira, J.R., Victorino, A.C., Ferreira, P.A.V., De Paiva, E.C., Bueno, S.S., 2017. Road grades and tire forces estimation using two-stage extended Kalman filter in a delayed interconnected cascade structure. *IEEE Intell. Veh. Symp. Proc.* 115–120. <https://doi.org/10.1109/IVS.2017.7995707>
- [3] Hong, S., Lee, C., Borrelli, F., Hedrick, J.K., 2015. A novel approach for vehicle inertial parameter identification using a dual kalman filter. *IEEE Trans. Intell. Transp. Syst.* 16, 151–161. <https://doi.org/10.1109/TITS.2014.2329305>
- [4] Jin, X., Yin, G., 2015. Estimation of lateral tire-road forces and sideslip angle for electric vehicles using interacting multiple model filter approach. *J. Franklin Inst.* 352, 686–707. <https://doi.org/10.1016/j.jfranklin.2014.05.008>
- [5] Acosta, M., Alatorre, A., Kanarachos, S., Victorino, A., Charara, A., 2017. Estimation of tire forces, road grade, and road bank angle using tire model-less approaches and Fuzzy Logic. *IFAC-PapersOnLine* 50, 14836–14842. <https://doi.org/10.1016/j.ifacol.2017.08.2583>
- [6] Sasaki, H. and Nishimaki, T., "A Side-Slip Angle Estimation Using Neural Network for a Wheeled Vehicle," *SAE Technical Paper* 2000-01-0695, 2000, <https://doi.org/10.4271/2000-01-0695>.
- [7] Melzi, S., Sabbioni, E., 2011. On the vehicle sideslip angle estimation through neural networks: Numerical and experimental results. *Mechanical Systems And Signal Processing*, 25(6), 2005-2019. doi: 10.1016/j.ymssp.2010.10.015
- [8] A. Alatorre, A. Victorino, A. Charara Sideslip estimation algorithm comparison between Euler angles and quaternion approaches with black box vehicle model, *IEEE 15th International Workshop on Advanced Motion Control (AMC 2018)*. Tokyo, Japan 2018.
- [9] Tchamna, R. and Youn, I. Yaw rate and side-slip control considering vehicle longitudinal dynamics *Int.J Automot. Technol.* (2013) 14:53. <https://doi.org/10.1007/s12239-013-0007-1>.
- [10] M. Abe, Y. Kano, K. Suzuki, Y. Shibahata and Yoshimi Furukawa. Side-slip control to stabilize vehicle lateral motion by direct yaw moment. *JSAE Review*, Volume 22, Issue 4, 2001, Pages 413-419, ISSN 0389-4304, [https://doi.org/10.1016/S0389-4304\(01\)00124-2](https://doi.org/10.1016/S0389-4304(01)00124-2).
- [11] F. Farroni, N. Pasquino, E. Rocca, and F. Timpone, "A comparison among different methods to estimate vehicle sideslip angle," in *Proceedings of the World Congress on Engineering*, vol. 2, 2015.
- [12] D. Piyabongkarn, R. Rajamani, J. Grogg, and J. Lew, "Development and experimental evaluation of a slip angle estimator for vehicle stability control," *IEEE Transactions on Control Systems Technology*, vol. 17, no. 1, pp. 78–88, 2009.
- [13] Busnelli, F., Panzani, G., Corno, M., and Savaresi, S. M. (2017). Two-wheeled vehicles black-box sideslip angle estimation. In *2017 IEEE 56th Annual Conference on Decision and Control (CDC)*, pages 351–356. IEEE.
- [14] De Martino, M., Farroni, F., Pasquino, N., Sakhnevych, A., and Timpone, F. (2017). Real-time estimation of the vehicle sideslip angle through regression based on principal component analysis and neural networks. In *2017 IEEE International Systems Engineering Symposium (ISSE)*, pages 1–6. IEEE.
- [15] K. Iyer, B. Shyrokau and V. Ivanov, "Offline and Online Tyre Model Reconstruction by Locally Weighted Projection Regression," *2020 IEEE 16th International Workshop on Advanced Motion Control (AMC)*, Kristiansand, Norway, 2020, pp. 311-316, doi: 10.1109/AMC44022.2020.9244310.
- [16] Belic I, 2012. *Neural Networks and static modelling. Neural Netw Static Model Recurr Neural Netw Soft Comput* Dr. Mahmoud ElHefnawi
- [17] Q. Cheng, A. Correa-Victorino and A. Charara, "A new nonlinear observer using unscented Kalman filter to estimate sideslip angle, lateral tire road forces and tire road friction coefficient," *2011 IEEE Intelligent Vehicles Symposium (IV)*, Baden-Baden, 2011, pp. 709-714, doi: 10.1109/IVS.2011.5940501.
- [18] Pasterkamp, W. and Pacejka, H. (1997). Application of neural networks in the estimation of tire/road friction using the tire as sensor. *Sae Technical Papers*.
- [19] Ribeiro, A.M., Moutinho, A., Fioravanti, A.R. et al. Estimation of tire-road friction for road vehicles: a time delay neural network approach. *J Braz. Soc. Mech. Sci. Eng.* 42, 4 (2020). <https://doi.org/10.1007/s40430-019-2079-y>
- [20] Šabanovič, E.; Žuraulis, V.; Prentkovskis, O.; Skrickij, V. Identification of Road-Surface Type Using Deep Neural Networks for Friction Coefficient Estimation. *Sensors* 2020, 20, 612.
- [21] Kanwar Bharat Singh & Saied Taheri (2015) Estimation of tire-road friction coefficient and its application in chassis control systems, *Systems Science & Control Engineering*, 3:1, 39-61, DOI: 10.1080/21642583.2014.985804
- [22] Valentin Ivanov, Barys Shyrokau, Klaus Augsburg, Vladimir Algin, Fuzzy evaluation of tyre-surface interaction parameters, *Journal of Terramechanics*, Volume 47, Issue 2, 2010, Pages 113-130, ISSN 0022-4898, <https://doi.org/10.1016/j.jterra.2009.08.003>.
- [23] Ivanov, Valentin, et al. "Advancement of vehicle dynamics control with monitoring the tire rolling environment." *SAE International Journal of Passenger Cars-Mechanical Systems* 3.2010-01-0108 (2010): 199-216.