



HAL
open science

Global Variability in Administrative Approval Prescription Criteria for Biologic Therapy in Severe Asthma

Celeste Porsbjerg, Andrew Menzies-Gow, Trung Tran, Ruth Murray, Bindhu Unni, Shi Ling Audrey Ang, Marianna Alacqua, Mona Al-Ahmad, Riyad Al-Lehebi, Alan Altraja, et al.

► **To cite this version:**

Celeste Porsbjerg, Andrew Menzies-Gow, Trung Tran, Ruth Murray, Bindhu Unni, et al.. Global Variability in Administrative Approval Prescription Criteria for Biologic Therapy in Severe Asthma. *Journal of Allergy and Clinical Immunology: In Practice*, 2022, 33 (39), pp.395701. 10.1016/j.jaip.2021.12.027 . hal-03516821

HAL Id: hal-03516821

<https://hal.science/hal-03516821v1>

Submitted on 29 Mar 2022

HAL is a multi-disciplinary open access archive for the deposit and dissemination of scientific research documents, whether they are published or not. The documents may come from teaching and research institutions in France or abroad, or from public or private research centers.

L'archive ouverte pluridisciplinaire **HAL**, est destinée au dépôt et à la diffusion de documents scientifiques de niveau recherche, publiés ou non, émanant des établissements d'enseignement et de recherche français ou étrangers, des laboratoires publics ou privés.

Global Variability in Administrative Approval Prescription Criteria for Biologic Therapy in Severe Asthma

Celeste M. Porsbjerg, MD, PhD^a, Andrew N. Menzies-Gow, PhD, FRCP^b, Trung N. Tran, MD, PhD^c, Ruth B. Murray, PhD^{d,e}, Bindhu Unni, MSc^{d,e}, Shi Ling Audrey Ang, BSc^{d,e}, Marianna Alacqua, MD, PhD^f, Mona Al-Ahmad, MD, FRCPC^g, Riyadh Al-Lehebi, MD, FRCPC^h, Alan Altraja, MD, PhDⁱ, Andrey S. Belevskiy, MD, PhD^j, Unnur S. Björnsdóttir, MD^k, Arnaud Bourdin, MD, PhD^l, John Busby, PhD^m, G. Walter Canonica, MD^{n,o}, George C. Christoff, MD, MPH, PhD^p, Borja G. Cosio, MD, PhD^q, Richard W. Costello, MB, MD, FRCPI^f, J. Mark FitzGerald, MD, FRCPC^s, João A. Fonseca, MD, PhD^t, Susanne Hansen, PhD^{a,u}, Liam G. Heaney, MD^v, Enrico Heffler, MD, PhD^{n,o}, Mark Hew, MBBS, PhD, FRACP^{w,x}, Takashi Iwanaga, MD, PhD^y, Daniel J. Jackson, MBBS, MRCP (UK), PhD^{z,aa}, Janwillem W.H. Kocks, MD, PhD^{a,bb,cc,dd}, Maria Kallieri, MD^{ee}, Hsin-Kuo Bruce Ko, MD, PhD^{ff}, Mariko Siyue Koh, MBBS, MRCP (UK), FCCP^{gg}, Désirée Larenas-Linnemann, MD, FAAAAI, Dist.Intl.FAAAAI^{hh}, Lauri A. Lehtimäki, MD, PhDⁱⁱ, Stelios Loukides, MD, FCCP^{ee}, Njira Lugogo, MD^{jj}, Jorge Maspero, PhD^{kk,ll}, Andriana I. Papaioannou, MD, PhD^{ee}, Luis Perez-de-Llano, MD, PhD^{mm}, Paulo Márcio Pitrez, MDⁿⁿ, Todor A. Popov, MD, PhD^{oo}, Linda M. Rasmussen, MD, PhD^{pp}, Chin Kook Rhee, MD, PhD^{qq}, Mohsen Sadatsafavi, MD, PhD^{rr}, Johannes Schmid, MD, PhD^{ss}, Salman Siddiqui, PhD, FRCP^{tt}, Camille Taillé, MD, PhD^{uu}, Christian Taube, MD^{vv}, Carlos A. Torres-Duque, MD^{ww}, Charlotte Ulrik, MD, DMSc, FERS^{xx}, John W. Upham, MBBS, PhD, FRACP^{yy}, Eileen Wang, MD, MPH^{zz,aaa}, Michael E. Wechsler, MD^{bbb}, Lakmini Bulathsinhala, MPH^{d,e}, Victoria Carter, BSc^{d,e}, Isha Chaudhry, MSc^{d,e}, Neva Eleangovan, BSc^{d,e}, Naimeh Hosseini, MD^{d,e}, Mari-Anne Rowlands, PhD^{d,e}, David B. Price, FRCGP^{d,e,ccc}, and Job F.M. van Boven, PharmD, PhD^{ddd} *Buenos Aires, Argentina; Brisbane, Queensland, and Melbourne, Victoria, Australia; Porto and Alegre, Brazil; Sofia, Bulgaria; Vancouver, British Columbia, Canada; Bogotá, Colombia; Aarhus, Copenhagen, Hellerup, and Hvidovre, Denmark; Tartu, Estonia; Tampere, Finland; Montpellier and Paris, France; Essen, Germany; Athens, Greece; Reykjavik, Iceland; Dublin, Ireland; Milan, Italy; Osakasayama, Japan; Kuwait; Mexico City, Mexico; Belfast, Northern Ireland; Porto, Portugal; Taiwan, Republic of China; Moscow, Russian Federation; Riyadh, Saudi Arabia; Singapore; Seoul, South Korea; Lugo and Mallorca, Spain; Groningen, The Netherlands; Aberdeen, Cambridge, Leicester, and London, United Kingdom; and Aurora and Denver, Colo; Gaithersburg, Md; and Ann Arbor, Mich*

^aRespiratory Research Unit, Copenhagen University Hospital-Bispebjerg, Copenhagen, Denmark

^bUK Severe Asthma Network and National Registry, Royal Brompton and Harefield Hospitals, London, United Kingdom

^cAstraZeneca, Gaithersburg, Md

^dOptimum Patient Care, Cambridge, United Kingdom

^eObservational and Pragmatic Research Institute, Singapore, Singapore

^fAstraZeneca, Cambridge, United Kingdom

^gAl-Rashed Allergy Center, Ministry of Health, Microbiology Department, Faculty of Medicine, Kuwait University, Kuwait

^hDepartment of Pulmonology, King Fahad Medical City, Riyadh, Saudi Arabia

ⁱDepartment of Pulmonology, University of Tartu and Lung Clinic, Tartu University Hospital, Tartu, Estonia

^jDepartment of Pulmonology, N.I. Pirogov Russian State National Research Medical University, Moscow, Russian Federation

^kDepartment of Respiratory Medicine and Sleep, Landspítali, The National University Hospital of Iceland, Reykjavik, Iceland

^lPhyMedExp, University of Montpellier, CNRS, INSERM, CHU Montpellier, Montpellier, France

^mUK Severe Asthma Network and National Registry, Queen's University Belfast, Belfast, Northern Ireland

ⁿPersonalized Medicine, Asthma and Allergy, Humanitas Clinical and Research Center IRCCS, Rozzano, Milan, Italy

^oDepartment of Biomedical Sciences, Humanitas University, Pieve Emanuele, Milan, Italy

^pMedical University-Sofia, Faculty of Public Health, Sofia, Bulgaria

^qSon Espases University Hospital-IdISBa-Ciberes, Mallorca, Spain

^rClinical Research Centre, Smurfit Building Beaumont Hospital, Department of Respiratory Medicine, RCSI, Dublin, Ireland

^sCentre for Lung Health, Vancouver, British Columbia, Canada

^tHealth Information and Decision Sciences Department (MEDCIDS) and Center for Health Technology and Services Research (CINTESIS), Faculty of Medicine of University of Porto, Porto, Portugal

^uCenter for Clinical Research and Prevention, Bispebjerg and Frederiksberg Hospital, Copenhagen, Denmark

^vWellcome-Wolfson Centre for Experimental Medicine, Queen's University Belfast, Belfast, Northern Ireland

^wAllergy, Asthma, and Clinical Immunology Service, Alfred Health, Melbourne, Victoria, Australia

^xPublic Health and Preventive Medicine, Monash University, Melbourne, Victoria, Australia

^yCenter for General Medical Education and Clinical Training, Kindai University Hospital, Osakasayama, Japan

^zUK Severe Asthma Network and National Registry, Guy's and St Thomas' NHS Trust, London, United Kingdom

^{aa}School of Immunology and Microbial Sciences, King's College London, London, United Kingdom

^{bb}General Practitioners Research Institute, Groningen, The Netherlands

^{cc}Groningen Research Institute Asthma and COPD, University of Groningen, University Medical Center Groningen, Groningen, The Netherlands

^{dd}Department of Pulmonology, University of Groningen, University Medical Center Groningen, Groningen, The Netherlands

What is already known about this topic? Five biologics are licensed for severe asthma treatment by the European Medicines Agency and US Food and Drug Administration. However, accessibility is restricted by clinical, administrative, and reimbursement criteria that differ among countries.

What does this article add to our knowledge? We developed the Biologic Accessibility Score, which compared country-specific biologic prescription criteria across 28 countries in the International Severe Asthma Registry, uncovering marked variations in biologic accessibility depending on the country of residence.

How does this study impact current management guidelines? The large international variation in country-specific prescription criteria for biologics, among other factors (not just the gross domestic product), may affect the implementation of personalized medicine. National regulators and payers should focus on minimizing this global variation.

^{ee}Second Respiratory Medicine Department, National and Kapodistrian University of Athens Medical School, Attikon University Hospital, Athens, Greece

^{ff}Taipei Veterans General Hospital, Taipei, Taiwan, Republic of China

^{gg}Respiratory and Critical Care Medicine, Singapore General Hospital, Singapore; SingHealth Duke-NUS Lung Centre, Duke-NUS Medical School, Singapore

^{hh}Directora Centro de Excelencia en Asma y Alergia, Hospital Médica Sur, Ciudad de México, Mexico City, Mexico

ⁱⁱAllergy Centre, Tampere University Hospital, and Faculty of Medicine and Health Technology, Tampere University, Tampere, Finland

^{jj}Department of Medicine, Division of Pulmonary and Critical Care Medicine, University of Michigan, Ann Arbor, Mich

^{kk}Clinical Research for Allergy and Respiratory Medicine, CIDEA Foundation, Buenos Aires, Argentina

^{ll}University Career of Specialists in Allergy and Clinical Immunology at the Buenos Aires University School of Medicine, Buenos Aires, Argentina

^{mm}Department of Respiratory Medicine, Hospital Universitario Lucus Augusti, Lugo, Spain

ⁿⁿHospital Moinhos de Vento, Porto Alegre, Brazil and Pontifícia Universidade Católica do Rio Grande do Sul (PUCRS), Porto Alegre, Brazil

^{oo}University Hospital Sv Ivan Rilski, Sofia, Bulgaria

^{pp}Allergy Clinic, Copenhagen University Hospital-Gentofte, Hellerup, Denmark

^{qq}Division of Pulmonary and Critical Care Medicine, Department of Internal Medicine, Seoul St Mary's Hospital, College of Medicine, The Catholic University of Korea, Seoul, South Korea

^{rr}Respiratory Evaluation Sciences Program, Faculty of Pharmaceutical Sciences, University of British Columbia, Vancouver, British Columbia, Canada

^{ss}University Hospital of Aarhus, Aarhus, Denmark

^{tt}University of Leicester, Department of Respiratory Sciences and NIHR Leicester Biomedical Research Centre, Leicester, United Kingdom

^{uu}Department of Respiratory Diseases, Bichat Hospital, AP-HP Nord-Université de Paris, Paris, France

^{vv}Department of Pulmonary Medicine, University Medical Center Essen-Ruhrlandklinik, Essen, Germany

^{ww}Departamento de Investigación, Fundación Neumológica Colombiana, Bogotá, Colombia

^{xx}Respiratory Research Unit, Department of Respiratory Medicine, Copenhagen University Hospital-Hvidovre, Hvidovre, Denmark

^{yy}Diamantina Institute and PA-Southside Clinical Unit, The University of Queensland, Brisbane, Queensland, Australia

^{zz}Division of Allergy and Clinical Immunology, Department of Medicine, National Jewish Health, Denver, Colo

^{aaa}Division of Allergy and Clinical Immunology, Department of Medicine, University of Colorado School of Medicine, Aurora, Colo

^{bbb}NJH Cohen Family Asthma Institute, Department of Medicine, National Jewish Health, Denver, Colo

^{ccc}Centre of Academic Primary Care, Division of Applied Health Sciences, University of Aberdeen, Aberdeen, United Kingdom

^{ddd}Department of Clinical Pharmacy and Pharmacology, Groningen Research Institute for Asthma and COPD, University Medical Center Groningen, University of Groningen, Groningen, the Netherlands

This research study was funded and delivered by the Observational and Pragmatic Research Institute Pte Ltd (OPRI). The International Severe Asthma Registry is co-funded by Optimum Patient Care Global Limited and AstraZeneca.

Conflicts of interest: C.M. Porsbjerg has attended advisory boards for AstraZeneca, Novartis, Teva, and Sanofi-Genzyme; has given lectures at meetings supported by AstraZeneca, Novartis, Teva, Sanofi-Genzyme, and GlaxoSmithKline; has taken part in clinical trials sponsored by AstraZeneca, Novartis, MSD, Sanofi-Genzyme, GlaxoSmithKline, and Novartis; and has received educational and research grants from AstraZeneca, Novartis, Teva, GlaxoSmithKline, ALK, and Sanofi-Genzyme. A.N. Menzies-Gow has attended advisory boards for AstraZeneca, GlaxoSmithKline, Novartis, Sanofi, and Teva, and has received speaker fees from AstraZeneca, Novartis, Roche, Teva, and Sanofi. He has participated in research with AstraZeneca, for which his institution has been remunerated and has attended international conferences with Teva. He has had consultancy agreements with AstraZeneca, Sanofi, and Vectura. M. Al-Ahmad has received advisory board and speaker fees from AstraZeneca, Sanofi, Novartis, and GlaxoSmithKline. R. Al-Lehebi has given lectures at meetings supported by AstraZeneca, Boehringer Ingelheim, GlaxoSmithKline, and Sanofi, and participated in advisory board fees from GlaxoSmithKline. A. Altraja has received lecture fees from AstraZeneca, Boehringer Ingelheim, Chiesi, GlaxoSmithKline, MSD, Norameda, Novartis, Orion, Sanofi, and Zentiva; and sponsorships from AstraZeneca, Boehringer Ingelheim, Chiesi, GlaxoSmithKline, MSD, Norameda, Sanofi, and Novartis; and has been a member of advisory boards for AstraZeneca, Boehringer Ingelheim, GlaxoSmithKline, Novartis, Sanofi, and Teva. A.S. Belevskiy has received lecture grants from AstraZeneca, Boehringer Ingelheim, Chiesi, GlaxoSmithKline, Sanofi, and GSK. U.S. Björnsdóttir receives gratuities for lectures/presentations from AstraZeneca, Sanofi, and Novartis. A. Bourdin has received industry-sponsored grants from AstraZeneca/MedImmune, Boehringer-Ingelheim, Cephalon/Teva, GlaxoSmithKline, Novartis, and Sanofi-Regeneron and consultancies with AstraZeneca/MedImmune, Boehringer-Ingelheim, GlaxoSmithKline, Novartis, Regeneron-Sanofi, Med-in-Cell, Actelion, Merck, Roche, and Chiesi. G.W. Canonica has received research grants as well as lecture or advisory board fees from A. Menarini, Alk-Albelo, Allergy Therapeutics, Anallergo, AstraZeneca, MedImmune, Boehringer Ingelheim, Chiesi Farmaceutici, Circassia, Danone, Faes, Genentech, Guidotti Malesci, GlaxoSmithKline, Hal Allergy, Merck, MSD, Mundipharma, Novartis, Orion, Sanofi Aventis, Sanofi, Genzyme/Regeneron, Stallergenes, UCB Pharma, Uriach Pharma, Teva, Thermo Fisher, and Valeas. B.G. Cosio declares grants from Chiesi and GSK; personal fees for advisory board activities from Chiesi, GSK, Novartis, Sanofi, and AstraZeneca; and payment for lectures/speaking engagements from Chiesi, Novartis, GSK, Menarini, and AstraZeneca, outside the submitted work. R.W. Costello has received honoraria for lectures from Aerogen, AstraZeneca, Boehringer Ingelheim, GlaxoSmithKline, Novartis, and Teva. He is a member of advisory boards for GlaxoSmithKline and Novartis, has received grant support from GlaxoSmithKline and Aerogen, and has patents in the use of acoustics in the diagnosis of lung disease, assessment of adherence, and prediction of exacerbations. J.M. FitzGerald reports grants from AstraZeneca, GSK, Sanofi Regeneron, and Novartis paid directly to UBC. Personal fees for lectures and attending advisory boards were received from AstraZeneca, GSK, Sanofi Regeneron, Novartis, and Teva. J.A. Fonseca reports grants from or research agreements with AstraZeneca, Mundipharma, Sanofi Regeneron, and Novartis. Personal fees for lectures and attending advisory boards were received from AstraZeneca, GSK, Mundipharma, Novartis, Sanofi Regeneron, and Teva. L.G. Heaney declares he has received grant funding, participated in advisory boards, and given lectures at meetings supported by Amgen, AstraZeneca, Boehringer Ingelheim, Circassia, Evelo Biosciences, Hoffmann la Roche, GlaxoSmithKline, Novartis, Theravance, and Teva; he has taken part in asthma clinical trials sponsored by Boehringer Ingelheim, Hoffmann la Roche, and GlaxoSmithKline, for which his institution received remuneration; and he is the

BACKGROUND: Regulatory bodies have approved five biologics for severe asthma. However, regional differences in accessibility may limit the global potential for personalized medicine.

OBJECTIVE: To compare global differences in ease of access to biologics.

METHODS: In April 2021, national prescription criteria for omalizumab, mepolizumab, reslizumab, benralizumab, and

academic lead for the Medical Research Council Stratified Medicine UK Consortium in Severe Asthma, which involves industrial partnerships with a number of pharmaceutical companies including Amgen, AstraZeneca, Boehringer Ingelheim, GlaxoSmithKline, Hoffmann la Roche, and Janssen. E. Heffler participates in speaking activities and industry advisory committees for AstraZeneca, Sanofi-Genzyme, GSK, Novartis, Teva, Circassia, and Nestlé Purina. M. Hew declares grants and other advisory board fees (made to his institutional employer) from AstraZeneca, GlaxoSmithKline, Novartis, Sanofi, and Seqirus, for unrelated projects. T. Iwanaga declares grants from Astellas, Boehringer Ingelheim, Daiichi-Sankyo, Kyorin, MeijiSeika Pharma, Teijin Pharma, Ono, and Taiho, and lecture fees from Kyorin, GlaxoSmithKline, and AstraZeneca. D.J. Jackson has received advisory board and speaker fees from AstraZeneca, GlaxoSmithKline, Boehringer Ingelheim, Teva, Napp, Chiesi, and Novartis and research grant funding from AstraZeneca. J.W.H. Kocks reports grants, personal fees, and nonfinancial support from AstraZeneca, Boehringer Ingelheim, and GSK; grants and personal fees from Chiesi Pharmaceuticals, MSD, and Teva; grants from Mundipharma; and personal fees from COVIS Pharma, outside the submitted work; and holds 72.5% of shares in the General Practitioners Research Institute. H.-K.B. Ko has received advisory board and speaker fees from AstraZeneca, GlaxoSmithKline, Boehringer Ingelheim, Chiesi, and Novartis. M.S. Koh reports grant support from AstraZeneca and honoraria for lectures and advisory board meetings paid to her hospital (Singapore General Hospital) from GlaxoSmithKline, AstraZeneca, Sanofi, Novartis, and Boehringer Ingelheim, outside the submitted work. D. Larenas Linnemann reports personal fees from Allakos, Amstrong, Astrazeneca, Chiesi, DBV Technologies, Grunenthal, GSK, Mylan/Viatris, Menarini, MSD, Novartis, Pfizer, Sanofi, Siegfried, UCB, Gossamer, Carnot and grants from Sanofi, Astrazeneca, Novartis, Circassia, GSK, Purina institute, Abbvie, Lilly, Pfizer, outside the submitted work. L.A. Lehtimäki declares personal fees for consultancy, lectures, and attending advisory boards from ALK, AstraZeneca, Boehringer Ingelheim, Circassia, Chiesi, GlaxoSmithKline, Mundipharma, Novartis, Orion Pharma, Sanofi, and Teva. S. Loukides has received fees and honoraria from Menarini, GSK, Novartis, Elpen, Boehringer Ingelheim, AstraZeneca, Chiesi, and Sanofi. N. Lugogo consulted for AstraZeneca and GSK; and served on a protocol committee with AstraZeneca and on advisory boards with AstraZeneca, GSK, Sanofi, Novartis, Genentech, and Teva. J. Maspero reports personal fees from AstraZeneca, Immunotek, and Sanofi, and grants and personal fees from Sanofi, outside the submitted work. A.I. Papaioannou has received fees and honoraria from Menarini, GSK, Novartis, Elpen, Boehringer Ingelheim, AstraZeneca, and Chiesi. L. Perez-de-Llano declares nonfinancial support, personal fees, and grants from Teva; nonfinancial support and personal fees from Boehringer Ingelheim, Esteve, GlaxoSmithKline, Mundipharma, and Novartis; personal fees and grants from AstraZeneca and Chiesi; personal fees from Sanofi; and nonfinancial support from Menairi, outside the submitted work. P. Márcio Pitrez reports grants from AstraZeneca; and personal fees for lectures and attending advisory boards from AstraZeneca, GSK, Sanofi, Novartis, Boehringer Ingelheim, Aché, and Eurofarma. L.M. Rasmussen declares speaker fees from AstraZeneca, Boehringer Ingelheim, Teva, ALK, and Mundipharma, outside the submitted work; and attended advisory board for AstraZeneca, Sanofi, and Teva. C.K. Rhee declares consultancy and lecture fees from AstraZeneca, Boehringer Ingelheim, GlaxoSmithKline, Mundipharma, MSD, Novartis, Sandoz, Sanofi, Takeda, and Teva-Handok. M. Sadatsafavi has received honoraria from AstraZeneca for purposes unrelated to the content of this article and has received research funding from AstraZeneca directly into his research account for unrelated projects. S. Siddiqui reports advisory board/advisory services and speaker fees from AstraZeneca, GlaxoSmithKline, Chiesi, Boehringer Ingelheim, Novartis, Mundipharma, ERT medical, and Owlstone Medical; and received grants from UKRI PHOSP-COVID consortium. C. Taillé has received lecture or advisory board fees and grants to her institution from AstraZeneca, Sanofi, GlaxoSmithKline, Chiesi, and Novartis, for unrelated projects. C.A. Torres-Duque has received fees as an advisory board participant and/or speaker from AstraZeneca, Boehringer-Ingelheim, GlaxoSmithKline, Novartis, and Sanofi-Aventis; has taken part in clinical trials from AstraZeneca, Novartis, and Sanofi-Aventis; and has received unrestricted grants for investigator-initiated studies at Fundacion Neumologica Colombiana from AstraZeneca, Boehringer-Ingelheim, GlaxoSmithKline, Grifols, and Novartis. C. Suppli Ulrik has attended advisory boards for AstraZeneca, ALK-Abello, GSK, Boehringer-Ingelheim, Novartis, Chiesi, Teva, and Sanofi-Genzyme; has given lectures at meetings supported by AstraZeneca, Sandoz, Mundipharma, Chiesi, Boehringer-Ingelheim, Orion Pharma, Novartis, Teva, Sanofi-Genzyme,

and GlaxoSmithKline; has taken part in clinical trials sponsored by AstraZeneca, Novartis, Merck, InsMed, ALK-Abello, Sanofi-Genzyme, GlaxoSmithKline, Boehringer-Ingelheim, Regeneron, Chiesi, and Novartis; and has received educational and research grants from AstraZeneca, Mundipharma, Boehringer-Ingelheim, Novartis, Teva, GlaxoSmithKline, and Sanofi-Genzyme, outside the submitted work. J.W. Upham has received speaker fees and consulting fees from Novartis, AstraZeneca, GSK, Sanofi, and Boehringer Ingelheim. E. Wang has received honoraria from AstraZeneca, GlaxoSmithKline, and Clinical Care Options. She has been an investigator for clinical studies sponsored by AstraZeneca, GlaxoSmithKline, Genentech, Novartis, and Teva, for which her institution has received funding. M.E. Wechsler reports receiving consulting honoraria from AstraZeneca, Boehringer Ingelheim, Genentech, GSK, Novartis, Regeneron, Sanofi, and Teva. T.N. Tran is an employee of AstraZeneca, a co-funder of the International Severe Asthma Registry. M. Alacqua was an employee of AstraZeneca at the time of manuscript development, and is currently employed at CSL Behring SpA. V. Carter is an employee of Optimum Patient Care, a co-funder of the International Severe Asthma Registry. N. Hosseini was an employee of Optimum Patient Care, a co-funder of the International Severe Asthma Registry, at the time of the study. S.L.A. Ang and N. Eleangovan are current employees of the Observational and Pragmatic Research Institute (OPRI), which conducted this study in collaboration with Optimum Patient Care and AstraZeneca. The OPRI has also conducted paid research in respiratory disease on behalf of other organizations in the past 3 years: Aerocrine, AKL Research and Development Ltd, Almirall, AstraZeneca, Boehringer Ingelheim, Chiesi, GlaxoSmithKline, Mapi Group, Meda, Mylan, Mundipharma, Napp, Novartis, Orion, Regeneron, Roche, Takeda, Teva, and Zentiva (a Sanofi company). B. Unni, L. Bulathsinhala, I. Chaudhry, and M.-A. Rowlands were employees of the OPRI at the time of the study, which conducted this study in collaboration with Optimum Patient Care and AstraZeneca. D.B. Price has advisory board membership with AstraZeneca, Boehringer Ingelheim, Chiesi, Mylan, Novartis, Regeneron Pharmaceuticals, Sanofi Genzyme, and Thermo Fisher; consultancy agreements with Airway Vista Secretariat, AstraZeneca, Boehringer Ingelheim, Chiesi, EPG Communication Holdings Ltd, FIECON Ltd, Fieldwork International, GlaxoSmithKline, Mylan, Mundipharma, Novartis, OM Pharma SA, PeerVoice, Phadia AB, Spirosure Inc, Strategic North Limited, Synapse Research Management Partners S.L., Talos Health Solutions, Theravance, and WebMD Global LLC; grants and unrestricted funding for investigator-initiated studies (conducted through OPRI) from AstraZeneca, Boehringer Ingelheim, Chiesi, Mylan, Novartis, Regeneron Pharmaceuticals, Respiratory Effectiveness Group, Sanofi Genzyme, Theravance, and UK National Health Service; payment for lectures/speaking engagements from AstraZeneca, Boehringer Ingelheim, Chiesi, Cipla, GlaxoSmithKline, Kyorin, Mylan, Mundipharma, Novartis, Regeneron Pharmaceuticals, and Sanofi Genzyme; payment for travel/accommodation/meeting expenses from AstraZeneca, Boehringer Ingelheim, Mundipharma, Mylan, Novartis, Thermo Fisher; and stock/stock options from AKL Research and Development Ltd, which produces phytopharmaceuticals; owns 74% of the social enterprise Optimum Patient Care Ltd (Australia and UK) and 92.61% of OPRI (Singapore); and 5% shareholding in Timestamp, which develops adherence monitoring technology; is a peer reviewer for grant committees of the UK Efficacy and Mechanism Evaluation programme, and Health Technology Assessment; and was an expert witness for GlaxoSmithKline. J.F.M. van Boven has received consultancy fees, honoraria, and research funding from Aardex, AstraZeneca, Boehringer Ingelheim, Chiesi, GSK, Menarini, Novartis, Nutricia, Pill Connect, Teva, and Trudell Medical to consult, give lectures, provide advice, and conduct independent research, all paid to his institution. The rest of the authors declare that they have no relevant conflicts of interest.

Corresponding author: David B. Price, FRCGP, Observational and Pragmatic Research Institute, 22 Sin Ming Lane, #06 Midview City, Singapore 573969.
E-mail: dprice@opri.sg
2213-2198

Abbreviations used

BACS- Biologic Accessibility Score

BEC- Blood eosinophil count

COFEPRIS- Comisión Federal para la Protección contra Riesgos Sanitarios

EMA- European Medicines Agency

FDA- US Food and Drug Administration

GDP- Gross domestic product

HTA- Health technology assessment

ICS- Inhaled corticosteroids

ISAR- International Severe Asthma Registry

ISC- ISAR Steering Committee

LABA- Long-acting β -agonist

LAMA- Long-acting muscarinic antagonist

LTRA- Leukotriene receptor antagonist

OCS- Oral corticosteroids

SPT- Skin prick test

dupilumab were reviewed by severe asthma experts collaborating in the International Severe Asthma Registry. Outcomes (per country, per biologic) were (1) country-specific prescription criteria and (2) development of the Biologic Accessibility Score (BACS). The BACS composite score incorporates 10 prescription criteria, each with a maximum score of 10 points. Referenced to European Medicines Agency marketing authorization specifications, a higher score reflects easier access.

RESULTS: Biologic prescription criteria differed substantially across 28 countries from five continents. Blood eosinophil count thresholds (usually ≥ 300 cells/ μ L) and exacerbations were key requirements for anti-IgE/anti-IL-5/5R prescriptions in around 80% of licensed countries. Most countries (40% for dupilumab to 54% for mepolizumab) require two or more moderate or severe exacerbations, whereas numbers ranged from none to four. Moreover, 0% (for reslizumab) to 21% (for omalizumab) of countries required long-term oral corticosteroid use. The BACS highlighted marked between-country differences in ease of access. For omalizumab, mepolizumab, benralizumab, and dupilumab, only two, one, four, and seven countries, respectively, scored equal or higher than the European Medicines Agency reference BACS. For reslizumab, all countries scored lower.

CONCLUSIONS: Although some differences were expected in country-specific biologic prescription criteria and ease of access, the substantial differences found in the current study present a challenge to implementing precision medicine across the world. © 2022 The Authors. Published by Elsevier Inc. on behalf of the American Academy of Allergy, Asthma & Immunology. This is an open access article under the CC BY-NC-ND license (<http://creativecommons.org/licenses/by-nc-nd/4.0/>).

Key words: Severe asthma; Biologics access; Biologics eligibility

INTRODUCTION

Globally, there are currently three major classes of biologics licensed for use for the treatment of patients with severe asthma. These include anti-IgE (omalizumab), anti-IL-5 (mepolizumab and reslizumab)/anti-IL-5 receptor antagonist (benralizumab),

and anti-IL-4R α , which blocks IL-4 and IL-13 (dupilumab).¹ All have been shown to be effective in large randomized controlled trials with carefully selected inclusion and exclusion criteria.²⁻⁵ Some of these criteria differed among biologics, to maximize individual drug response and achieve patient benefits such as reductions in exacerbation rate and oral steroid load.

After successful trials and subsequent regulatory approval, these biologics have become increasingly available to treat severe asthma, facilitating personalized medicine in this subset of patients with asthma. It is important to be able to consider individual patient factors that render patients potentially responsive to biologics.⁶ Whereas the principles of personalized or at least stratified medicine are now widely advocated in clinical guidelines, real-world practice and policy may present challenges. Indeed, the European Respiratory Biologics Forum of 2018 noted variation by country in biologic prescriptions owing to differences in national health care systems regarding referral networks, access, and reimbursement policies.⁷ All three factors give rise to the hypothesis that despite similar regulatory indications for biologics established by the European Medicines Agency (EMA) and the US Food and Drug Administration (FDA), there is a high degree of variation in access criteria across these countries. As such, although the efficacy of biologics has been confirmed, whether a patient qualifies for a biologic may depend on the country of residence. To document this variation, a systematic global comparison of access criteria for biologics is required. Importantly, recent evidence suggests that the effect of biologics is poorer with more long-standing asthma, and in patients receiving oral corticosteroids (OCS).^{8,9} This suggests that delayed initiation of biologics may have long-term detrimental impacts. This study aimed to analyze national biologic access criteria in countries collaborating with the International Severe Asthma Registry (ISAR)¹⁰ and to compare these with the wider regulatory indications with the newly developed Biologic Accessibility Score (BACS). The ISAR is a multi-country, multicenter, observational initiative that collects data prospectively and retrospectively on patients with severe asthma from tertiary care. It has four governing bodies, of which the ISAR Steering Committee (ISC) is one. The ISC is composed of 46 experts on severe asthma from 28 ISAR collaborating countries, and medical experts from AstraZeneca. Because of the cross-disciplinary global nature of ISAR, its structured and uniform data collection, and its premise of inclusivity and the expertise of the individuals of the ISC, this collaboration provides an appropriate platform to address essential research questions in severe asthma.¹¹⁻¹⁴

METHODS

Study design and setting

This study entailed a review of severe asthma biologic prescription criteria and ease of access across 28 countries collaborating with ISAR (see [Table E1](#) in this article's Online Repository at www.jaci-inpractice.org).

Data sources, survey development, and data collection

We used several data sources to obtain official prescription criteria per biologic and country ([Table E1](#)). First, to obtain an initial list of access criteria, publicly available drug regulation authority websites were searched in June 2020. North and Latin American drug regulation authority websites were found through the World Health

Organization list of globally identified medicine regulatory authorities. Asian and Oceania drug regulation authorities were compiled from the Regulatory Affairs Professional Society list. If an Asian or Oceanian country was known also to have a separate body that determines reimbursement criteria, this body was used instead (eg, Pharmaceutical Benefits Scheme for Australia, Ministry of Health Drug Advisory Committee for Singapore). For European countries, we used data from health technology assessment (HTA) agencies (eg, National Institute for Health and Care Excellence for the United Kingdom). If a country had specific reimbursement criteria available, those were used. If not, the regulatory criteria (eg, in Europe from the EMA) were used. To determine whether a country had a specific guideline and/or licensing criterion available for the biologics, both the drug name and drug trade name were searched in the search engine of each website (eg, “omalizumab,” “Xolair”). All eligibility criteria for biologic initiation were systematically identified from the licensing authorities and aggregated as a table.

Second, to compare these official criteria with the real-life practice of severe asthma specialists, a semistructured survey (see [Figure E1](#) in this article’s Online Repository at www.jaci-inpractice.org) was developed and disseminated to severe asthma specialists from the 29 countries collaborating with ISAR. Responses were received from all countries except India, which was eventually removed from the data analysis. This resulted in a response rate of 96.6%. Before dissemination, the survey was reviewed, pilot-tested, and then approved by the project steering committee and the ISC chair. Respondents were given 2 weeks from questionnaire dissemination to complete the survey. In April 2021, tabulated data were resent to the ISC members in ISAR countries to check the criteria for all biologics.

Study outcomes

For each of the 28 countries collaborating with the ISAR, we first assessed the availability of the five biologics (omalizumab, mepolizumab, reslizumab, benralizumab, and dupilumab) and subsequently assessed (1) all individual access criteria per country, per biologic; and (2) the overall ease of access to each biologic, as further specified subsequently. The access or accessibility to severe asthma biologics evaluated in our study refers to the prescription criteria, not to conditions or barriers to access health services in each country.

Biologic Accessibility Score

To summarize and compare overall ease of access for licensed biologics in each country, we created a composite score of biologic access criteria, termed the BACS. To inform the BACS, we first identified all individual access criteria across countries and biologics. This resulted in a list of 18 initial criteria (age, weight, asthma phenotype, blood eosinophil count [BEC], serum IgE, FeNO, allergic asthma diagnostic requirements [eg, skin prick test], background therapy, biologic history, adherence, OCS use, exacerbation history, asthma control, lung function, symptoms, asthma diagnosis, care manager [eg, severe asthma specialist], and correct inhaler technique). Values within the 18 biologic access criteria were simplified according to frequency of use (eg, criteria that were used in only one or two countries, such as weight, were removed) and grouped according to relevancy (eg, symptoms and asthma control) when possible. This resulted in 10 criteria: (1) age, (2) asthma severity and phenotype (eg, eosinophilic), (3) BEC (serum IgE for omalizumab), (4) FeNO, (5) background therapy, (6) adherence (allergic asthma diagnostic requirements for omalizumab), (7) OCS, (8) number of exacerbations, (9) asthma control, and (10) lung function.

Each criterion was then split into clinically relevant categories and scored between 0 and 10, in which 10 represented easiest access and 0 was the most difficult access for each criterion ([Table I](#)). The total BACS for each biologic ranged from 0 to 100 and was categorized as 0 for no access; 1 to 20 for very difficult access; 21 to 40 for difficult access; 41 to 60 for moderately difficult access; 61 to 80 for neither difficult nor easy access; and 81 to 100 for easy access. Full details on the categorizations and scoring system for each criterion of the BACS per biologic and per country are provided in [Figures E2 to E6](#) (in this article’s Online Repository at www.jaci-inpractice.org).

To put the score into perspective, the percentage of countries with BACS scores lower than the EMA BACS score (based on EMA regulatory criteria) was calculated for each biologic. Of note, we chose EMA over other regulatory bodies (eg, FDA, Therapeutic Goods Administration) because this is the authority that regulates the highest number of countries collaborating with ISAR. Furthermore, for consistency and ease of interpretation, we preferred to use only a single anchor value for comparison.

Descriptive statistics

Final data on prescribing criteria and access were aggregated and summarized through the use of proportions. The denominator used for each prescription criterion was the number of countries licensing that particular drug. An overview of the BACS per biologic in each country showing each biologic prescribing criterion was visualized using spider plots ([Figure E7 to E34](#) in this article’s Online Repository at www.jaci-inpractice.org). To provide a global overview per biologic, colored world maps indicating the total BACS category in each ISAR country were created. For each biologic, the relationship between BACS and gross domestic product (GDP) of the ISAR countries for 2019 was assessed using Pearson’s correlation testing.

RESULTS

Overview of biologics available

At the time the biologic prescription criteria were reviewed in April 2021, omalizumab, mepolizumab, and benralizumab were each licensed in 28 countries (100%) ([Figures E2-E4](#)). All three biologics were fully or partially reimbursed in 96.4% (omalizumab), 92.9% (mepolizumab), and 92.9% (benralizumab) of countries in which they were licensed ([Table II](#)). As for reslizumab and dupilumab, they were licensed in 15 (54%) and 20 (71%) of the countries, respectively ([Figures E5 and E6](#)), and either fully or partially reimbursed in 73.3% (reslizumab) and 75.0% (dupilumab) of ISAR countries ([Table II](#)).

Biologic prescribing criteria

[Table III](#) provides an aggregated overview of prescription criteria per biologic across the countries.

Age and phenotype

In most countries, omalizumab and mepolizumab can be prescribed for patients aged 6 years or older, whereas the other three biologics are for ages 12 or 18 years and greater. In 50% (dupilumab) to 73.3% (reslizumab) of countries, there is a requirement for a diagnosis of severe (persistent or eosinophilic) asthma with type 2 inflammation (or allergic sensitization for omalizumab) ([Table III](#)).

IgE, allergic diagnostics, BEC, and FeNO

Of the 28 countries, 25 required a serum IgE threshold to start omalizumab (89%); Singapore and Ireland have no criteria

TABLE I. The BACS scoring system

Criterion	Score
Age, y	
Not required/undecided	10
≥6	8
≥12	4
≥18	0
Severity/phenotype	
Not required/undecided	10
IgE-mediated or type II-driven or eosinophilic	8
Bronchial asthma refractory or uncontrolled allergic	6
Moderate to severe (persistent, eosinophilic, or OCS-dependent)	4
Severe (persistent, eosinophilic, with type II inflammation or allergic)	2
Severe (uncontrolled, uncontrolled plus eosinophilic, uncontrolled allergic, refractory, refractory plus eosinophilic)	0
Serum IgE (IU/mL)	
Not required/undecided	10
≥30, 35, or elevated	8
≥70, 75, or 76	4
≥150	2
≥400	0
BEC (cells/μL)	
Not required/undecided	10
≥150 or raised	8
≥150 in past 12 mo	7
≥150 in past 1 mo	6
≥300 or ≥150 on long-term OCS	5
≥300 in past 12 mo or historical	4
≥300 twice in past 12 mo	3
≥400 or in past 12 mo	2
≥500	0
FeNO (parts per billion)*	
Not required/undecided	10
≥20 or 25 or raised	5
≥50	0
Allergic asthma	
Not required/undecided	10
Skin prick test or radioallergosorbent test	5
Skin prick test and radioallergosorbent test	0
Background therapy	
Not required/undecided	10
ICS	8
High-dose ICS (± LABA or long-term OCS or xanthine or LTRA)	6
Medium-dose ICS/LABA (± LTRA)	5
High-dose ICS/LABA (± LAMA or LTRA)	4
High-dose ICS/LABA (± long-term OCS)	
High-dose ICS/LABA plus one or more other controller (not OCS)	2
High-dose ICS/LABA plus long-term OCS	0
OCS†	
Not required/undecided	10
Long-term OCS use	0

(continued)

TABLE I. (Continued)

Criterion	Score
Exacerbations‡	
Not required/undecided	10
One or more	8
One or more requiring hospital admission, emergency room visit, or rescue OCS	6
Two or more	4
Two or more requiring hospital admission, emergency room visit, or rescue OCS	3
Three or more	2
Four or more	0
Asthma control	
Not required/undecided	10
Required	0
Lung function	
Not required/undecided	10
FEV ₁ ≤80%	8
12% or greater reversibility ± >200 ml FEV ₁	6
FEV ₁ ≤80% and evidence of reversibility	4
FEV ₁ ≤80% and 12% reversibility and airway hyperresponsiveness	2
FEV ₁ ≤60%	0
Adherence	
Not required/undecided	10
Required	0

BACS, Biologic Accessibility Score; BEC, blood eosinophil count; ICS, inhaled corticosteroids; LABA, long-acting β-agonist; LAMA, long-acting muscarinic antagonist; LTRA, leukotriene antagonist; OCS, oral corticosteroids.

Rules were formulated to account for blanks and International Severe Asthma Registry Steering Committee (ISC)/guidelines (GL) conflicts during generation of the BACS from the survey. For data pertaining to each criterion per biologic, blanks were assumed not to be required and were given a score of 10 (categorized under Criteria not decided in Table III). If criteria were left blank by ISC members, blanks were supplemented with the GL criteria (when available). If criteria were left blank by European ISC members, blanks were supplemented with the European Medicines Agency criteria, because the European Medicines Agency is the lowest threshold. If both GL and ISC members completed, and there was no overlap in responses, GL criteria were used to fill in gaps or blanks in ISC responses. For overlap and consensus, no further action was required; they were scored as normal. For overlap and disagreement, scoring was done separately to illustrate multiple prescription criteria, and the “best” score was taken, either between the GL and ISC member’s responses or between two conflicting ISC members’ responses (ie, the highest score) to reflect the true on-the-ground hurdle to biologic prescription and also so as not to inflate the BACS artificially.

*In countries where either the elevated BEC or the FeNO criteria can be used to be eligible for dupilumab, BEC criteria instead of FeNO criteria were used to compute the BACS, and “not required” was stated for FeNO for dupilumab, because there is a more specific gradient in the scoring system for BEC. Otherwise, if BEC criteria were unavailable, the FeNO criteria were used to compute the BACS for dupilumab.

†In countries where there is specification of the operator “or” between chronic OCS use and exacerbation criteria to be eligible for a particular biologic, exacerbation criteria instead of OCS criteria were used to compute the BACS, and “not required” was stated for OCS for that particular biologic because there is a more specific gradient in the scoring system for exacerbations. When there is chronic OCS use and exacerbation criteria without specification of the operators “or” or “and” to determine eligibility for the biologic, it was assumed to be an “or” operator. Thus, scoring favored the exacerbation criteria and OCS was not indicated as a requirement to be prescribed a particular biologic.

in place, and Canada is the only exception because it does not require a threshold. A threshold of 30 or greater or 35 IU/mL was the most common, followed by 70 or greater, 75, or 76 IU/mL. Of the 28 countries, 27 (96%) require a positive serum-specific IgE and/or skin prick test to common aeroallergens to

TABLE II. Biologics license dates and reimbursement status in International Severe Asthma Registry countries with market authorization for their respective biologic (by April 2021)

License date and reimbursement status	Omalizumab	Mepolizumab	Reslizumab	Benralizumab	Dupilumab
License dates					
European Medicines Agency license date	October 25, 2005	December 2, 2015	August 16, 2016	January 8, 2018	March 1, 2019*
US Food and Drug Administration license date	June 20, 2003	November 4, 2015	March 23, 2016	November 14, 2017	October 19, 2018†
Reimbursement status, n (%)					
No reimbursement	1 (3.6) SG	2 (7.1) SK, SG	4 (26.7) BR, CN, FR, SK	2 (7.1) SK, SG	5 (25.0) BR, IE, PT, SK, SG
Partial reimbursement	4 (14.3) CN, JP, RU, US	6 (21.4) AR, CN, JP, MX,‡ RU, US	2 (13.3) RU, US	5 (17.9) CN, JP, MX,‡ RU, US	4 (20.0) JP, MX,§ RU, US
Full reimbursement	23 (82.1) AR, AU, BR, BG,¶ CO,# DK, DE, ES, EE, FI,§§ FR, GR, IS, IE,** IT, KW, MX,†† NL, PT, SA, SK, TW, UK	20 (71.4) AU, BR , BG,¶ CO,# DK, DE, ES, EE, FI,§§ FR, GR, IS, IE, IT, KW, NL, PT, SA, TW, UK	9 (60.0) DK, DE, ES, EE, FI,§§ IE,** NL, PT, UK	21 (75.0) AR , AU, BR,†† BG,¶ CO,# DK, DE, ES, EE, FI,§§ FR, GR, IS, IE, IT, KW, NL, PT, SA, TW, UK	11 (55.0) AU, CO,# DK, DE, EE, FI,§§ FR, IT, KW, NL, SA
Total, n	28	28	15	28	20

AR, Argentina; AU, Australia; BG, Bulgaria; BR, Brazil; CN, Canada; CO, Colombia; DE, Germany; DK, Denmark; EE, Estonia; ES, Spain; FI, Finland; FR, France; GR, Greece; IE, Ireland; IN, India; IS, Iceland; IT, Italy; JP, Japan; KW, Kuwait; MX, Mexico; NL, Netherlands; PT, Portugal; RU, Russia; SA, Saudi Arabia; SG, Singapore; SK, South Korea; TW, Taiwan; UK, United Kingdom; US, United States.

*Date of extension of indication to severe asthma (first approval, September 26, 2017 for atopic dermatitis).

†Date of extension of indication to severe asthma (first approval, March 28, 2017 for atopic dermatitis).

‡In Mexico, mepolizumab and benralizumab are partially reimbursed only if indication has been approved by the Comisión Federal para la Protección contra Riesgos Sanitarios (COFEPRIS), as happened recently, by private medical insurance, by the general social security system Instituto Mexicano del Seguro Social at selected tertiary care centers, and by the social security system Instituto de Seguridad y Servicios Sociales de los Trabajadores del Estado for those employed by the state, at selected tertiary care centers. For asthma, it is age 12 and 18 years and greater for mepolizumab and benralizumab, respectively.

§In Mexico, dupilumab is partially reimbursed only if the indication has been approved by COFEPRIS (as happened recently), by private medical insurance, and by the IMSS at selected tertiary care centers. For asthma, it is age 12 years and greater.

||In Brazil, omalizumab and mepolizumab are reimbursed by the public and private health system.

¶In Bulgaria, omalizumab, mepolizumab, and benralizumab are fully reimbursed: 75% by the National Health Insurance Fund and 25% by the Marketing Authorization Holder, according to a patient access scheme, negotiated annually between the National Health Insurance Fund and Marketing Authorization Holder.

#In Colombia, omalizumab, mepolizumab, benralizumab, and dupilumab are fully reimbursed by the National Health System through administrators of the benefit plan (insurers) of the system, and governmental electronic prescription is required.

**In Ireland, omalizumab is reimbursed only in Ireland's publicly funded acute hospitals designated as severe asthma centers.

††In Mexico, omalizumab is partially reimbursed by the public health care system at selected secondary and tertiary care centers. Omalizumab is also partially reimbursed only if the indication has been approved by the COFEPRIS by private medical insurance, by the Instituto Mexicano del Seguro Social at selected tertiary care centers, and by the Instituto de Seguridad y Servicios Sociales de los Trabajadores del Estado for those employed by the state at selected secondary and tertiary care centers. For asthma, it is age 6 years and greater.

‡‡In Brazil, benralizumab is reimbursed only in the private health system.

§§In Finland, there is no reimbursement system for any drugs administered in the hospital.

|||In Argentina, roughly 50% of patients may get full reimbursement or coverage, whereas the other half will get no reimbursement for benralizumab. This is because of the different policies of the health maintenance organization in Argentina. Aside from that, benralizumab is not covered or reimbursed by the public hospitals.

qualify for omalizumab; Ireland has no criteria in place (Table III).

Whereas 64.3% and 42.9% of countries used a BEC threshold of 300 cells/ μ L or greater in the past 12 months (or ever in the past) for mepolizumab and benralizumab, respectively, for reslizumab the threshold most commonly used to determine eligibility was 400 cells/ μ L or greater in the past 12 months (66.7%), and for dupilumab it was 150 cells/ μ L or greater or raised (55.0%). Spain applies a much higher BEC threshold of 500 cells/ μ L or greater, 400 cells/ μ L or greater, and 500 cells/ μ L or greater for mepolizumab, reslizumab, and

benralizumab, respectively. Furthermore, three countries (Kuwait, Denmark, and The Netherlands) included sputum eosinophils (>2% or >3%) as an optional alternative to the BEC criterion. Most countries (80.0% to 85.7%) did not use FeNO as a criterion to determine eligibility for omalizumab, mepolizumab, reslizumab, and benralizumab. In contrast, 10 countries (50.0%) required an FeNO threshold to be considered eligible for dupilumab. In addition, five countries (25%) stated that either the elevated BEC or the FeNO value can be used to be eligible for dupilumab. In countries where FeNO was a criterion, thresholds of 20 parts per billion or more, 25 parts per billion or

TABLE III. Percentage of International Severe Asthma Registry countries requiring each biologic criterion (April 2021)

Patient/asthma characteristics	Anti-IgE, n (%)		Anti-IL-5/5R, n (%)				Anti-IL-4R, n (%)			
	Omalizumab (n = 28)		Mepolizumab (n = 28)		Reslizumab (n = 15)		Benralizumab (n = 28)		Dupilumab (n = 20)	
Age, y										
≥6	19.0	(67.9)	12.0	(42.9)	0.0		0.0		0.0	
≥12	5.0	(17.9)	5.0	(17.9)	1.0	(6.7)	2.0	(7.1)	15.0	(75.0)
≥18	0.0		8.0	(28.6)	12.0	(80.0)	23.0	(82.1)	2.0	(10.0)
Not required	1.0	(3.6)	0.0		0.0		0.0		0.0	
Criteria not decided	3.0	(10.7)	3.0	(10.7)	2.0	(13.3)	3.0	(10.7)	3.0	(15.0)
Severity and phenotype										
IgE-mediated or type II –driven or eosinophilic	1.0	(3.6)	1.0	(3.6)	1.0	(6.7)	1.0	(3.6)	2.0	(10.0)
Bronchial asthma refractory or uncontrolled allergic	0.0		0.0		0.0		0.0		0.0	
Moderate to severe (persistent, eosinophilic, or OCS-dependent)	2.0	(7.1)	0.0		0.0		0.0		3.0	(15.0)
Severe (persistent, eosinophilic, with type II inflammation or allergic)	16.0	(57.1)	16.0	(57.1)	11.0	(73.3)	16.0	(57.1)	10.0	(50.0)
Severe (uncontrolled, uncontrolled plus eosinophilic, uncontrolled allergic, refractory, refractory plus eosinophilic)	5.0	(17.9)	8.0	(28.6)	2.0	(13.3)	8.0	(28.6)	3.0	(15.0)
Not required	0.0		0.0		0.0		0.0		0.0	
Criteria not decided	4.0	(14.3)	3.0	(10.7)	1.0	(6.7)	3.0	(10.7)	2.0	(10.0)
Serum IgE (IU/mL)										
≥30, ≥35, or elevated	18.0	(64.3)								
≥70, ≥75, or ≥76	7.0	(25.0)								
≥150	0.0									
≥400	0.0									
Not required	1.0	(3.6)								
Criteria not decided	2.0	(7.1)								
Allergic asthma										
Skin prick test or serum specific IgE	27.0	(96.4)								
Skin prick test and serum specific IgE	0.0									
Not required	0.0									
Criteria not decided	1.0	(3.6)								
Blood eosinophil count (cells/μL)										
≥150 or raised			2.0	(7.1)	0.0		0.0		11.0	(55.0)
≥150 in past 12 mo			0.0		0.0		1.0	(3.6)	1.0	(5.0)
≥150 in past 1 mo			0.0		0.0		0.0		0.0	
≥300 or ≥150 on long- term OCS			4.0	(14.3)	1.0	(6.7)	9.0	(32.1)	3.0	(15.0)
≥300 in past 12 mo or historical			18.0	(64.3)	2.0	(13.3)	12.0	(42.9)	3.0	(15.0)
≥300 twice in past 12 mo			0.0		0.0		0.0		0.0	
≥400 or in past 12 mo			0.0		10.0	(66.7)	1.0	(3.6)	0.0	
≥500			1.0	(3.6)	0.0		1.0	(3.6)	0.0	
Not required			1.0	(3.6)	1.0	(6.7)	1.0	(3.6)	0.0	
Criteria not decided			2.0	(7.1)	1.0	(6.7)	3.0	(10.7)	2.0	(10.0)
FeNO (parts per billion)										

(continued)

TABLE III. (Continued)

Patient/asthma characteristics	Anti-IgE, n (%)		Anti-IL-5/5R, n (%)				Anti-IL-4R, n (%)			
	Omalizumab (n = 28)		Mepolizumab (n = 28)		Reslizumab (n = 15)		Benralizumab (n = 28)		Dupilumab (n = 20)	
≥20 or ≥25 or raised	2.0	(7.1)	2.0	(7.1)	1.0	(6.7)	2.0	(7.1)	10.0	(50.0)
≥50	0.0		0.0		0.0		0.0		0.0	
Not required	2.0	(7.1)	2.0	(7.1)	2.0	(13.3)	3.0	(10.7)	7.0	(35.0)
Criteria not decided	24.0	(85.7)	24.0	(85.7)	12.0	(80.0)	23.0	(82.1)	3.0	(15.0)
Adherence										
Required			16.0	(57.1)	7.0	(46.7)	13.0	(46.4)	8.0	(40.0)
Not required			1.0	(3.6)	4.0	(26.7)	2.0	(7.1)	1.0	(5.0)
Criteria not decided			11.0	(39.3)	4.0	(26.7)	13.0	(46.4)	11.0	(55.0)
Asthma control										
Required	23.0	(82.1)	19.0	(67.9)	10.0	(66.7)	18.0	(64.3)	12.0	(60.0)
Not required	1.0	(3.6)	0.0		3.0	(20.0)	1.0	(3.6)	1.0	(5.0)
Criteria not decided	4.0	(14.3)	9.0	(32.1)	2.0	(13.3)	9.0	(32.1)	7.0	(35.0)
Lung function										
FEV ₁ ≤80%	13.0	(46.4)	3.0	(10.7)	0.0		2.0	(7.1)	0.0	
≥12% reversibility ± >200 mL FEV ₁	1.0	(3.6)	2.0	(7.1)	1.0	(6.7)	1.0	(3.6)	0.0	
FEV ₁ ≤80% and evidence of reversibility	6.0	(21.4)	3.0	(10.7)	1.0	(6.7)	3.0	(10.7)	3.0	(15.0)
FEV ₁ ≤80% and 12% reversibility and airway hyperresponsiveness	1.0	(3.6)	1.0	(3.6)	0.0		1.0	(3.6)	0.0	
FEV ₁ ≤60%	1.0	(3.6)	1.0	(3.6)	0.0		1.0	(3.6)	0.0	
Not required	2.0	(7.1)	1.0	(3.6)	10.0	(66.7)	2.0	(7.1)	1.0	(5.0)
Criteria not decided	4.0	(14.3)	17.0	(60.7)	3.0	(20.0)	18.0	(64.3)	16.0	(80.0)
Background therapy										
ICS	0.0		0.0		0.0		0.0		0.0	
High-dose ICS (± LABA or long-term OCS or xanthine or LTRA)	2.0	(7.1)	1.0	(3.6)	1.0	(6.7)	0.0		2.0	(10.0)
Medium-dose ICS/LABA (± LTRA)	0.0		2.0	(7.1)	3.0	(20.0)	2.0	(7.1)	2.0	(10.0)
High-dose ICS/LABA (± LAMA or LTRA) or high-dose ICS/LABA (± long-term OCS)	21.0	(75.0)	17.0	(60.7)	8.0	(53.3)	20.0	(71.4)	9.0	(45.0)
High-dose ICS/LABA plus one or more other controller (not OCS)	4.0	(14.3)	3.0	(10.7)	2.0	(13.3)	2.0	(7.1)	3.0	(15.0)
High-dose ICS/LABA plus long-term OCS	0.0		2.0	(7.1)	0.0		2.0	(7.1)	1.0	(5.0)
Not required	0.0		0.0		0.0		0.0		0.0	
Criteria not decided	1.0	(3.6)	3.0	(10.7)	1.0	(6.7)	2.0	(7.1)	3.0	(15.0)
Long-term OCS										
Long-term OCS use	6.0	(21.4)	5.0	(17.9)	0.0		3.0	(10.7)	3.0	(15.0)
Not required	4.0	(14.3)	12.0	(42.9)	9.0	(60.0)	14.0	(50.0)	9.0	(45.0)
Criteria not decided	18.0	(64.3)	11.0	(39.3)	6.0	(40.0)	11.0	(39.3)	8.0	(40.0)
Exacerbations										
One or more	0.0		0.0		0.0		0.0		0.0	
One or more requiring hospitalization, emergency room visit, or rescue OCS	5.0	(17.9)	4.0	(14.3)	2.0	(13.3)	3.0	(10.7)	3.0	(15.0)
Two or more	6.0	(21.4)	5.0	(17.9)	4.0	(26.7)	4.0	(14.3)	4.0	(20.0)

(continued)

TABLE III. (Continued)

Patient/asthma characteristics	Anti-IgE, n (%)		Anti-IL-5/5R, n (%)				Anti-IL-4R, n (%)	
	Omalizumab (n = 28)	Mepolizumab (n = 28)	Reslizumab (n = 15)	Benralizumab (n = 28)	Dupilumab (n = 20)			
Two or more requiring hospitalization, emergency room visit, or rescue OCS	9.0 (32.1)	10.0 (35.7)	3.0 (20.0)	10.0 (35.7)	4.0 (20.0)			
Three or more	0.0	2.0 (7.1)	2.0 (13.3)	3.0 (10.7)	1.0 (5.0)			
Four or more	1.0 (3.6)	1.0 (3.6)	1.0 (6.7)	1.0 (3.6)	0.0			
Not required	2.0 (7.1)	1.0 (3.6)	2.0 (13.3)	2.0 (7.1)	2.0 (10.0)			
Criteria not decided	5.0 (17.9)	5.0 (17.9)	1.0 (6.7)	5.0 (17.9)	6.0 (30.0)			

ICS, inhaled corticosteroids; LABA, long-acting β -agonist; LTRA, leukotriene receptor antagonist; OCS, oral corticosteroids.

more, or higher were the most common for all countries and biologics.

Adherence, asthma control, and lung function

For all biologics except omalizumab, 40.0% to 57.1% of countries had adherence to background therapy as a prescription criterion. Most countries (60.0% to 82.1%) required evidence of poor asthma control. In most countries, a lung function criterion of FEV₁ of 80% predicted or less was most common (46.4%) for omalizumab. For mepolizumab, reslizumab, benralizumab, and dupilumab, only around 13.3% to 32.1% of countries applied a lung function criterion; FEV₁ of 80% or less and documented evidence of reversibility were the most common (Table III).

Background therapy

To qualify for a biologic, most countries required background therapy of at least a high dose of inhaled corticosteroid (ICS) and long-acting β_2 -agonist, with or without a long-acting muscarinic antagonist, leukotriene antagonist, or theophylline. Between 0% (reslizumab) and 21% (omalizumab) of countries use long-term OCS as an access criterion (Table III).

Number of exacerbations

In addition to biomarker criteria, approximately half of the countries require two or more exacerbations in the previous year (with hospitalization, an emergency department visit, or treatment with OCS) for a biologic prescription (Table III), with differences among countries and biologics (40% for dupilumab and 54% for mepolizumab). Regarding the number of exacerbations, access to omalizumab in the United Kingdom requires four or more exacerbations, whereas in Estonia and The Netherlands, no exacerbations are required. In countries such as Australia and Spain, health care use related to exacerbations is more specified (eg, two or more exacerbations requiring documented use of OCS, or one or more severe exacerbation needing hospitalization).

Biologic Accessibility Score

Figures 1 to 5 present the total BACS for omalizumab, mepolizumab, reslizumab, benralizumab, and dupilumab for countries that had the specific biologic available as of April 2021. Detailed data per country are provided in Figures E2 to E6.

Omalizumab. Overall, omalizumab is neither easy nor difficult to access in 32% of ISAR countries surveyed (n = 9 of 28), moderately difficult to access in 61% (n = 17 of 28) of ISAR countries, and difficult to access (ie, BACS of 21–40) in Australia (Figure 1). With the exception of Denmark and Finland, all

countries surveyed reported a greater hurdle to omalizumab prescription (ie, lower BACS) than the EMA BACS of 69. In absolute terms, the BACS for omalizumab ranged from 39 in Australia to 71 in Denmark (mean, 57).

Mepolizumab. Mepolizumab is difficult to access in Taiwan, Australia, Bulgaria, and The Netherlands (Figure 2). It is neither easy nor difficult to access mepolizumab in 29% of ISAR countries (n = 8 of 28) and moderately difficult to access it in 50% of ISAR countries. Apart from Brazil and Singapore, all countries surveyed reported a greater hurdle to mepolizumab prescription (ie, lower BACS) compared with the EMA BACS of 87. Overall, the BACS for mepolizumab ranged from 26 in Bulgaria to 90 in Brazil (mean, 55).

Reslizumab. Reslizumab is not easily accessible in any ISAR country (Figure 3). It is either difficult or moderately difficult to access in 67% of countries surveyed that had access (n = 10 of 15) and neither easy nor difficult to access in the United States, Germany, South Korea, and Finland. All countries reported stricter prescribing criteria for reslizumab (ie, lower BACS) compared with the EMA derived score (BACS of 76). The BACS for reslizumab ranged from 36 in The Netherlands to 69 in South Korea (mean, 51).

Benralizumab. Benralizumab is not easily accessible in any ISAR country (Figure 4). It is difficult to access in seven of the ISAR countries (25%). Overall, it was either neither easy nor difficult or moderately difficult to access in 75% of ISAR countries (n = 21 of 28). With the exception of Mexico, Brazil, South Korea, and Singapore, all other countries surveyed reported a greater hurdle to benralizumab prescription (ie, lower BACS) compared with the EMA-derived score (BACS of 76). The BACS for benralizumab ranged from 30 in Australia to 80 in Mexico (mean, 54).

Dupilumab. Dupilumab is difficult to access in Colombia and Kuwait (Figure 5). Overall, it is neither easy nor difficult (n = 9) or it is moderately difficult (n = 7) to access in 80% of countries that had access (n = 16 of 20), with a BACS lower than the EMA-derived prescription score (BACS of 65) in 60% of ISAR countries. In absolute values, the BACS for dupilumab ranged from 33 in Colombia to 88 in Mexico (mean, 59).

Correlation of BACS with GDP. For all biologics, no significant correlations were found between BACS and GDP (see Table E2 in this article's Online Repository at www.jaci-inpractice.org).

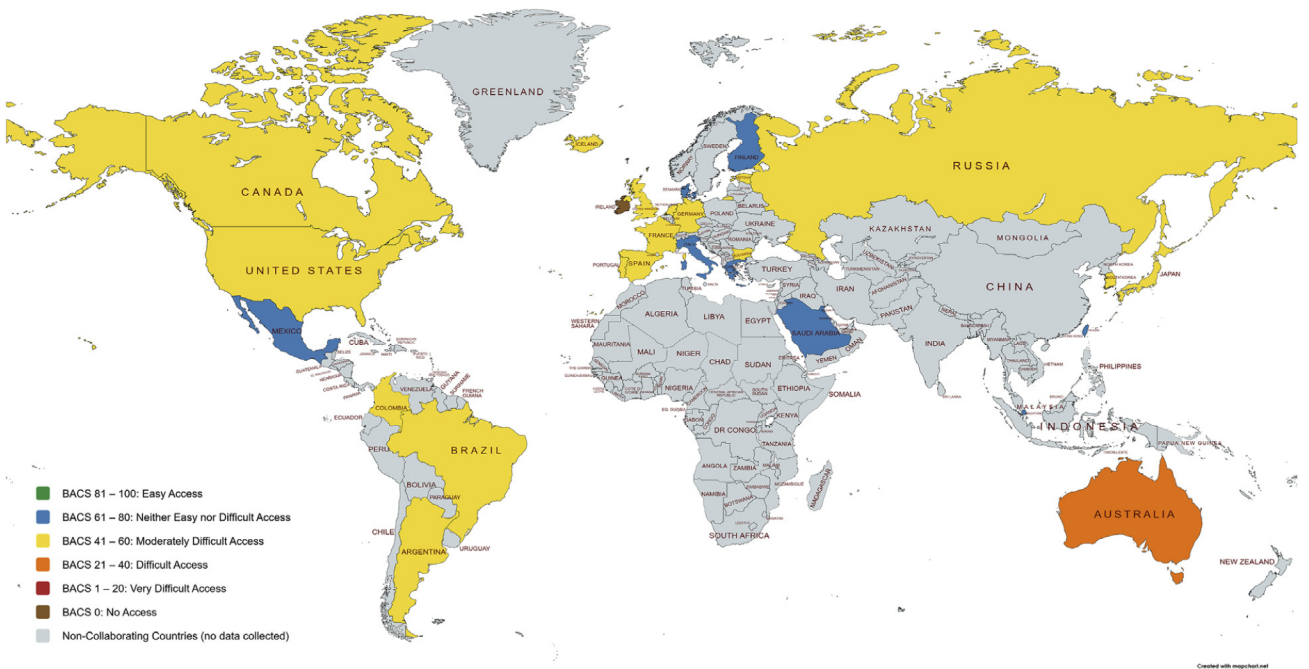


FIGURE 1. Omalizumab Biologic Accessibility Score (BACS) for International Severe Asthma Registry (ISAR) countries.

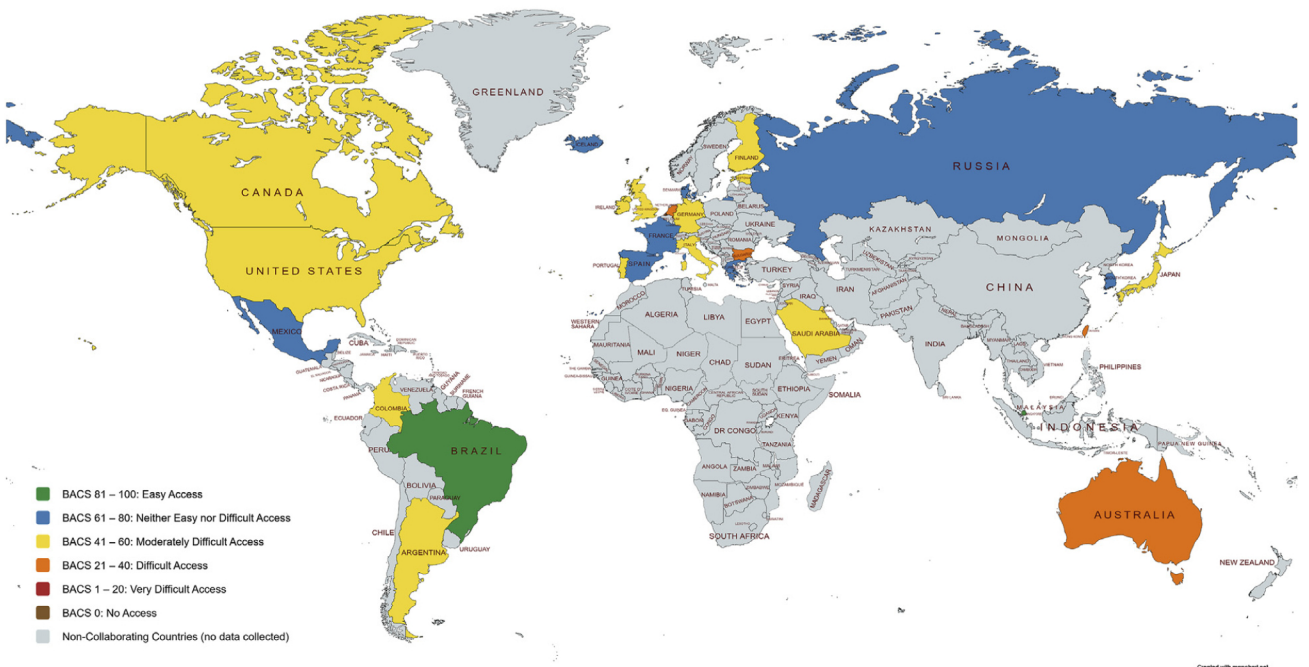


FIGURE 2. Mepolizumab Biologic Accessibility Score (BACS) for International Severe Asthma Registry (ISAR) countries.

DISCUSSION

Main findings

This study demonstrated wide variations in severe asthma biologic accessibility across the globe. In addition, it assessed, quantified, and compared ease of access to biologics using the newly developed BACS in 28 countries collaborating with ISAR. Using the BACS, we found that for omalizumab, mepolizumab, benralizumab, and dupilumab, only two, one, four, and seven of the countries, respectively, had access that was equal to or easier than that which be expected from the EMA licensing criteria.

Moreover, for reslizumab, we found that all ISAR countries had more stringent access criteria in place than the EMA.

Interpretation

Although all ISAR countries assessed in this study had access to the same trial data and follow similar licensing pathways, we observed significant differences in clinical prescription criteria. These differences subsequently resulted in biologic accessibility variation across countries. Some variation can be attributed to country-specific circumstances, but it might also reflect a lack of

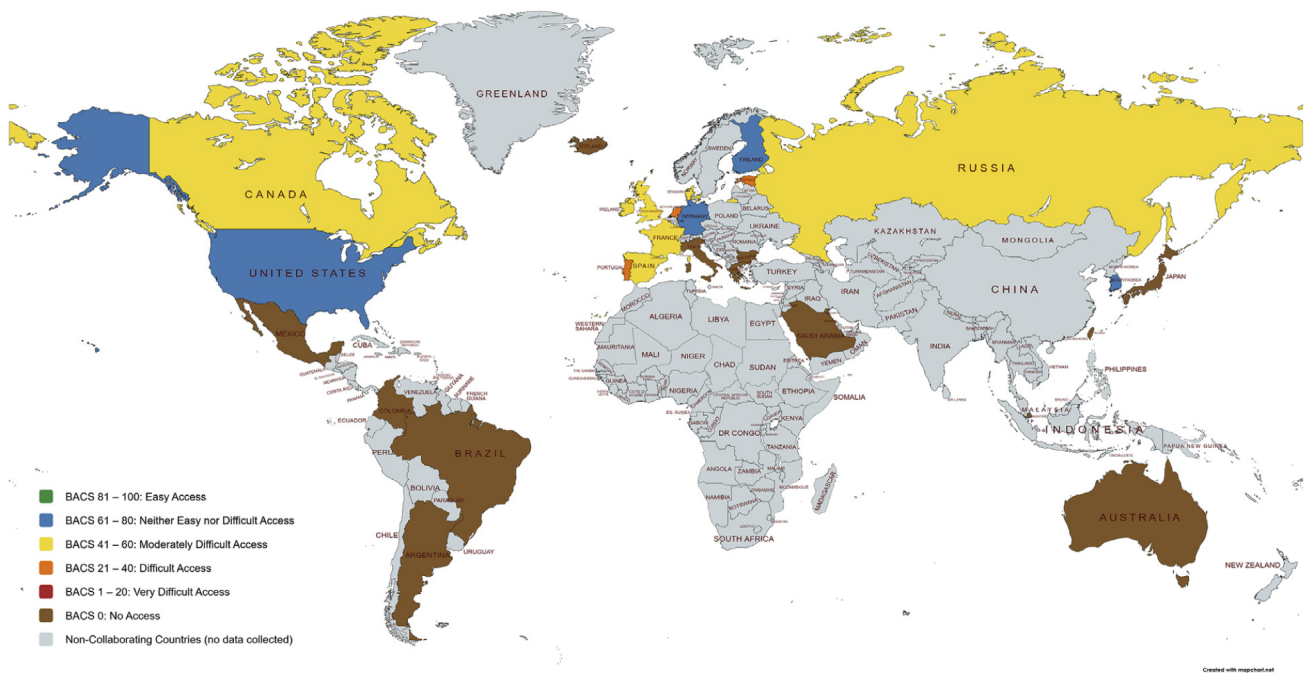


FIGURE 3. Reslizumab Biologic Accessibility Score (BACS) for International Severe Asthma Registry (ISAR) countries.

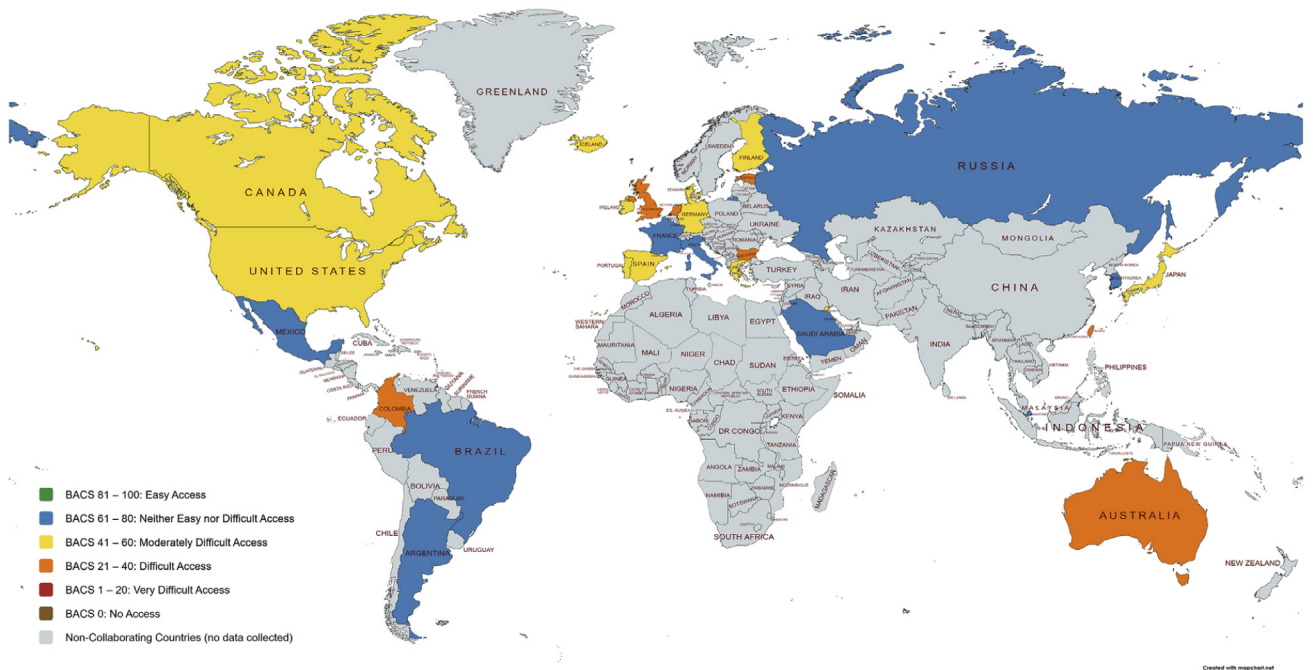


FIGURE 4. Benralizumab Biologic Accessibility Score (BACS) for International Severe Asthma Registry (ISAR) countries.

consensus regarding which patients benefit most from which biologic. To our knowledge, no previous studies systematically compared biologic access across so many countries. Earlier studies mostly assessed the proportions of patients who were eligible for one or more severe asthma biologics in single countries such as Canada and Brazil.^{15,16} Others looked only at reimbursement and costs of severe asthma biologics over time in Bulgaria.¹⁷ All of these single country studies are relevant to inform within-country policy, but they limit direct cross-country

comparisons regarding access or comparisons with our study. The Identification and Description of sEvere Asthma patients in a cross-sectional study assessed eligibility for three biologics (omalizumab, reslizumab, and mepolizumab) across six countries (Australia, Canada, France, Germany, the United Kingdom, and the United States).¹⁸ That study demonstrated that the percentage of patients eligible for omalizumab depended on the country access criteria (eg, European criteria of 30% and US, Canadian, or Australian criteria of 40% for patients in the cohort

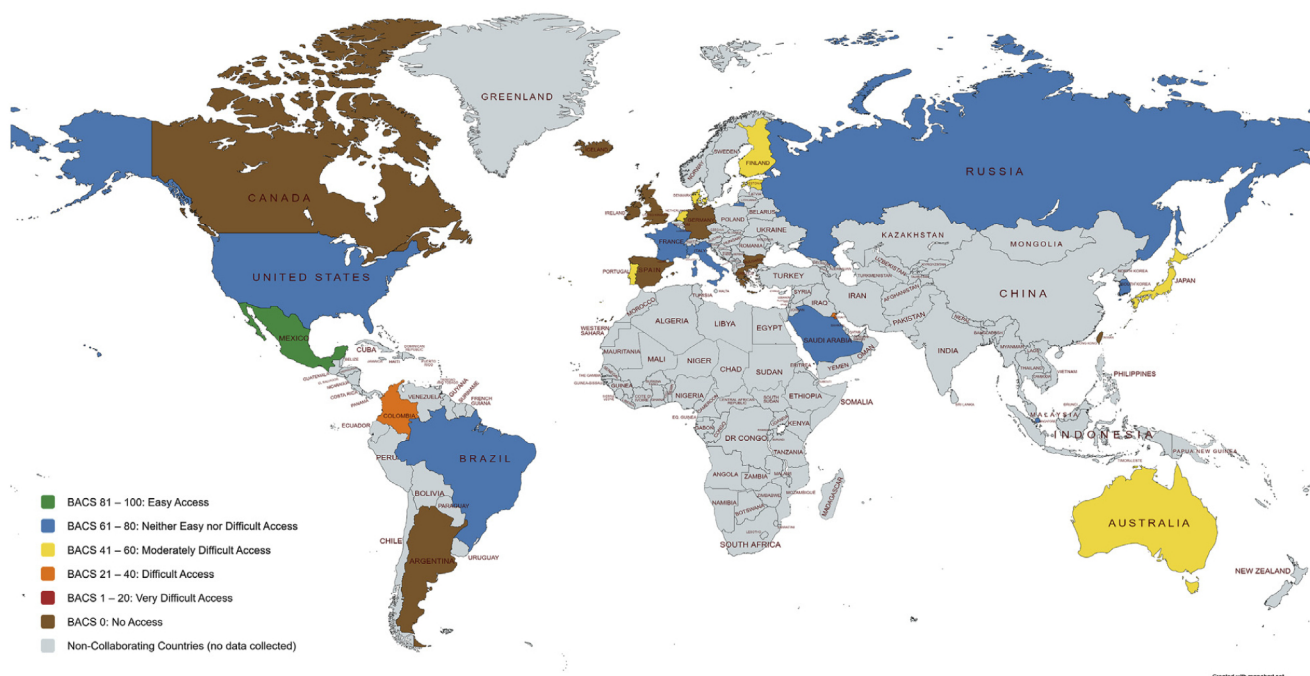


FIGURE 5. Dupilumab Biologic Accessibility Score (BACS) for International Severe Asthma Registry (ISAR) countries.

to be eligible). A similar variation was found for reslizumab and mepolizumab, but no in-depth comparison of prescription criteria and their relationship to access was provided.

Regarding ease of access in our study, there were variations among biologics (the mean BACS ranged from 57 for omalizumab to 55 for mepolizumab, 51 for reslizumab, 54 for benralizumab, and 59 for dupilumab) and among countries (the BACS ranged from 26 in Bulgaria to 90 in Brazil for mepolizumab). Numerous countries had no access (corresponding to a BACS of 0 [Figures 1-5]). Multiple factors may have a role in the eligibility for reimbursement, including (1) clinical drug characteristics (eg, efficacy, safety), (2) clinical guideline recommendations, (3) economic implications of the drugs (eg, cost, cost-effectiveness, budget impact), and (4) regulatory systems (eg, financing of health systems and HTA guidelines, and time between regulatory approval and reimbursement). Regulatory procedures usually are not aligned with reimbursement procedures. Licensing is often a central procedure (eg, by EMA or the FDA), but reimbursement is a national, state, or even insurer or health plan-specific procedure. This means that patients with similar clinical criteria may have different accessibility to biologics (ie, in which prescription criteria are based on provincial or state reimbursement policies, such as in Canada, the United States, or France) owing to different reimbursement criteria.

Looking more closely at the criteria underlying the BACS, we observed a large variation in clinical criteria applied. The main drivers of differences were biomarkers (BEC, FeNO, and IgE thresholds), exacerbation requirements (ranging from zero to four), the need for long-term OCS, severity, asthma control, and adherence to background therapy. Interestingly, some prescription criteria included OCS use, although registration trials did not show a steroid-sparing effect.¹⁹ These different clinical factors may be partly driven by differences in clinical trial inclusion and exclusion criteria as well as national severe asthma guidelines and restrictive criteria initiated at a local

level. Notably, the process for evidence ranking in these guidelines can be different, but the frequency of updates may also differ so that some guidelines may consider some more recent randomized controlled trials and real-world evidence when making their recommendations compared with others. Finally, creating guidelines is often a matter of consensus in which experience, expertise, and opinions of individual committee members may be different across countries, especially in the absence of head-to-head comparisons among these biologics. Regarding the overall wealth of a country as an explanation for BACS variation, we first assessed whether GDP per capita might be a factor; however, both a visual inspection and formal correlation testing of the data showed no significant trend (Table E2). In fact, some countries with a higher GDP, such as the United Kingdom, have stricter HTA guidelines in place, making biologics more difficult to access than in countries with a lower GDP, such as Colombia. Therefore, we hypothesize that for payer system factors such as HTA criteria, whether the state (eg, in the United Kingdom) or private insurance of a regional system (eg, in the United States or Canada) pays for the biologic has a role. Another observation supporting the importance of wider system factors is that the oldest biologic (ie, omalizumab) (Table II) is also the easiest to access. Because this is also the biologic available in the highest number of countries, the relatively long time that reimbursement has been available may partly explain this higher BACS.

Generally, we hypothesize that many of the additional access criteria are employed to enhance cost-effectiveness and lower the budget impact of biologics. Indeed, most of the biologics have not been shown to be cost-effective in the full trial population but are cost-effective only when carefully targeted.²⁰ However, we acknowledge that many of the cost-effectiveness analyses may be unable to capture the full benefit of biologics, including avoidance of the long-term complications of OCS and work productivity-related outcomes.²¹ Also, most long-term

cost-effectiveness analyses may not consider the lowering of biologics prices in the future (eg, driven by the development of biosimilars). Still, these additional criteria may significantly restrict the real-world use of biologics within some countries, with health disparities partially depending on income and access to specialists.²²

Another comment should be made regarding the incorporation of adherence to background therapies as a prescription criterion. In several severe asthma national guidelines, nonadherence to ICS should be ruled out before a severe asthma diagnosis is made. Recent studies showed that low adherence rates to ICS/long-acting β -agonists were observed before the start of additional severe asthma treatments.^{23,24} In addition, the loss of adherence to ICS during the use of mepolizumab is associated with a suboptimal response to treatment.²⁵ As such, to ensure biologics are used in the most appropriate patients and in the most cost-effective manner, objective and effective methods (eg, the use of smart inhalers or FeNO suppression) to identify and manage poor adherence to inhaled therapies as well as ensure good inhaler technique and the appropriate treatment of comorbidities should be required before considering a biologic.²⁶⁻²⁹

Strengths and limitations

A major strength of this study is that we included 28 countries spread over five continents, thus providing the world's largest systematic overview of biologic prescription criteria. Structured reviews of health authority databases and guidelines, combined with the use of a survey with local prescribers of biologics to verify real-world practice, ensured data quality and representativeness. This included the use of a quantitative consensus-based BACS based on a transparent set of clinical access criteria that can be used for future benchmarking of ISAR countries and may also be expanded to other countries.

Some limitations should be noted. First, this survey provides a snapshot of the current status of reimbursement and access criteria for the biologics because they may vary over time. The BACS was calculated only for a country with the specific biologic available by April 2021 using criteria reported by severe asthma specialists (ie, not reimbursement agencies). To overcome this potential limitation, the BACS will be periodically updated and will be available at the ISAR website¹⁰ to ensure access to up-to-date information and future benchmarking. Second, although we aimed for clinically relevant categories within the scoring of each access criterion, some level of arbitrariness is involved that may require further validation, wider consensus in scoring of the BACS, and associations of the BACS with better asthma care outcomes to be established. Third, regarding generalizability, although in most countries access criteria are uniformly applied (eg, the United Kingdom), some countries had variability within the country, depending on (local) health plans (eg, the United States, Canada), which warrants caution in interpretation. Although detailed payer plans which focused on general prescription criteria, they may be addressed in BACS updates. Besides prescription criteria, one method used to enhance cost-effectiveness and affordability is the use of stopping criteria for biologics. This means that after a certain number of weeks, effectiveness should be established by a specialist physician before the biologic should be continued. We acknowledge the existence of differences in biologic stopping criteria, but this was beyond the focus of the current study.

Recommendations for future research, policy, and research

In its current form, the BACS allows clinicians and regulators to assess ease of access to biologics in their own country, and by its provision of insights into intercountry variation, it may serve to push harmonization of access criteria and help support international biologic access equality. Importantly, to validate the BACS and expand its future use, the association of the BACS with national asthma outcomes (eg, OCS use, hospital admissions) should be addressed in future studies. Ultimately, the BACS may then become useful as an educational tool to encourage timely and appropriate biologic prescription to improve outcomes and reduce costs. Structured and comparable real-world data as collected in ISAR could contribute to these outcome studies. Countries not covered in the ISAR survey are also encouraged to further external validation of the BACS.

Conclusions

This study showed a high degree of variability in the criteria used to prescribe severe asthma biologics globally. These differences resulted in profound differences in ease of access to biologics across countries. To ensure the availability of personalized treatment options for patients with severe asthma independently of the country of residence, standardization of prescribing and access criteria is recommended.

REFERENCES

1. Busse WW. Biological treatments for severe asthma: a major advance in asthma care. *Allergol Int* 2019;68:158-66.
2. Bleecker ER, FitzGerald JM, Chanez P, Papi A, Weinstein SF, Barker P, et al. Efficacy and safety of benralizumab for patients with severe asthma uncontrolled with high-dosage inhaled corticosteroids and long-acting beta2-agonists (SIROCCO): a randomised, multicentre, placebo-controlled phase 3 trial. *Lancet* 2016;388:2115-27.
3. Castro M, Zangrilli J, Wechsler ME, Bateman ED, Brusselle GG, Bardin P, et al. Reslizumab for inadequately controlled asthma with elevated blood eosinophil counts: results from two multicentre, parallel, double-blind, randomised, placebo-controlled, phase 3 trials. *Lancet Respir Med* 2015;3:355-66.
4. Castro M, Corren J, Pavord ID, Maspero J, Wenzel S, Rabe KF, et al. Dupilumab efficacy and safety in moderate-to-severe uncontrolled asthma. *N Engl J Med* 2018;378:2486-96.
5. Pavord ID, Korn S, Howarth P, Bleecker ER, Buhl R, Keene ON, et al. Mepolizumab for severe eosinophilic asthma (DREAM): a multicentre, double-blind, placebo-controlled trial. *Lancet* 2012;380:651-9.
6. Roche N, Anzueto A, Bosnic Anticevich S, Kaplan A, Miravittles M, Ryan D, et al. Connected real-life research, a pillar of P4 medicine. *Eur Respir J* 2020;55:1902287.
7. Pavord I, Bahmer T, Braido F, Cosio BG, Humbert M, Idzko M, et al. Severe T2-high asthma in the biologics era: European experts' opinion. *Eur Respir Rev* 2019;28:190054.
8. Kavanagh JE, Ancona G, Elstad M, Green L, Fernandes M, Thomson L, et al. Real-world effectiveness and the characteristics of a "super-responder" to mepolizumab in severe eosinophilic asthma. *Chest* 2020;158:491-500.
9. Eger K, Kroes JA, Brinke A, Bel EH. Long-term therapy response to anti-IL-5 biologics in severe asthma-a real-life evaluation. *J Allergy Clin Immunol Pract* 2021;9:1194-200.
10. International Severe Asthma Registry. ISAR Registry — ISAR. Accessed January 25, 2022. <https://isaregistry.org>
11. Bulathsinhala L, Eleangovan N, Heaney LG, Menzies-Gow A, Gibson PG, Peters M, et al. Development of the International Severe Asthma Registry (ISAR): a modified Delphi study. *J Allergy Clin Immunol Pract* 2019;7:578-88.e2.
12. FitzGerald JM, Tran TN, Alacqua M, Altraja A, Backer V, Bjermer L, et al. International severe asthma registry (ISAR): protocol for a global registry. *BMC Med Res Methodol* 2020;20:212.

13. ISAR Study Group. International Severe Asthma Registry: mission statement. *Chest* 2020;157:805-14.
14. Wang E, Wechsler ME, Tran TN, Heaney LG, Jones RC, Menzies-Gow AN, et al. Characterization of severe asthma worldwide: data from the International Severe Asthma Registry. *Chest* 2020;157:790-804.
15. Jeimy S, Tsoulis MW, Hachey J, Kim H. Eligibility of monoclonal antibody-based therapy for patients with severe asthma: a Canadian cross-sectional perspective. *Allergy Asthma Clin Immunol* 2018;14:68.
16. Marques Mello L, Viana KP, Moraes Dos Santos F, Saturnino LTM, Kormann ML, Lazaridis E, et al. Severe asthma and eligibility for biologics in a Brazilian cohort. *J Asthma* 2021;58:958-66.
17. Milushewa P, Doneva M, Petrova G. Availability and reimbursement of biological products for severe asthma in Bulgaria. *SAGE Open Med* 2020;8:2050312120951067.
18. Albers FC, Mullerova H, Gunsoy NB, Shin JY, Nelsen LM, Bradford ES, et al. Biologic treatment eligibility for real-world patients with severe asthma: the IDEAL study. *J Asthma* 2018;55:152-60.
19. Chung LP, Upham JW, Bardin PG, Hew M. Rational oral corticosteroid use in adult severe asthma: a narrative review. *Respirology* 2020;25:161-72.
20. McQueen RB, Sheehan DN, Whittington MD, van Boven JFM, Campbell JD. Cost-effectiveness of biological asthma treatments: a systematic review and recommendations for future economic evaluations. *Pharmacoeconomics* 2018;36:957-71.
21. Kim CH, Dilokthornsakul P, Campbell JD, van Boven JFM. Asthma cost-effectiveness analyses: are we using the recommended outcomes in estimating value? *J Allergy Clin Immunol Pract* 2018;6:619-32.
22. Inselman JW, Jeffery MM, Maddux JT, Shah ND, Rank MA. Trends and disparities in asthma biologic use in the United States. *J Allergy Clin Immunol Pract* 2020;8:549-54.
23. Jeffery MM, Shah ND, Karaca-Mandic P, Ross JS, Rank MA. Trends in omalizumab utilization for asthma: evidence of suboptimal patient selection. *J Allergy Clin Immunol Pract* 2018;6:1568-77.
24. van Boven JFM, Koponen M, Lalic S, George J, Bell JS, Hew M, et al. Trajectory analyses of adherence patterns in a real-life moderate to severe asthma population. *J Allergy Clin Immunol Pract* 2020;8:1961-9.
25. d'Ancona G, Kavanagh J, Roxas C, Green L, Fernandes M, Thomson L, et al. Adherence to corticosteroids and clinical outcomes in mepolizumab therapy for severe asthma. *Eur Respir J* 2020;55:1902259.
26. Lee J, Tay TR, Radhakrishna N, Hore-Lacy F, Mackay A, Hoy R, et al. Non-adherence in the era of severe asthma biologics and thermoplasty. *Eur Respir J* 2018;51:1701836.
27. Sulaiman I, Greene G, MacHale E, Seheult J, Mokoka M, D'Arcy S, et al. A randomised clinical trial of feedback on inhaler adherence and technique in patients with severe uncontrolled asthma. *Eur Respir J* 2018;51:1701126.
28. Van de Hei SJ, Dierick BJ, Aarts JE, Kocks JW, van Boven JF. Personalizing medication adherence management in asthma and COPD: a review of effective interventions and development of a practical toolkit. *J Allergy Clin Immunol Pract* 2021;9:3979-94.
29. Heaney LG, Busby J, Bradding P, Chaudhuri R, Mansur AH, Niven R, et al. Remotely monitored therapy and nitric oxide suppression identifies non-adherence in severe asthma. *Am J Respir Crit Care Med* 2019;199:454-64.

TABLE E1. International Severe Asthma Registry countries and data sources used to obtain official prescription criteria per biologic and country

International Severe Asthma Registry country	Country-specific guideline/licensing body	Guidance available from country-specific body?	Licensing body (only if guideline unavailable)
Argentina	National Administration of Drugs, Food, and Medical Devices	No	—
Australia	Pharmaceutical Benefits Scheme	Yes ^{E1}	
Brazil	Brazilian Health Regulatory Agency	Yes ^{E2}	
Canada	Canadian Agency for Drugs and Technology in Health	Yes ^{E3}	
Japan	Pharmaceuticals and Medical Devices Agency	Yes ^{E4}	
Mexico	Mexican Secretariat of Health	Yes ^{E5}	
Singapore	MOH Drug Advisory Committee	No	
United Kingdom	NICE	Yes ^{E6}	
Colombia	Colombia National Food and Drug Surveillance Institute	No	Manufacturer
Korea	Ministry of Food and Drug Safety	No	
Kuwait	Kuwait Drug and Food Control Administration	No	US Food and Drug Administration ^{E9}
Saudi Arabia	Saudi Food and Drug Authority	No	
Taiwan	Food and Drug Administration (Taiwan)	No	
United States	Insurer-dependent	No	
Bulgaria	Bulgarian Drug Agency	No	European Medicines Agency ^{E10}
Denmark	Danish Medicines Agency	No	
Estonia	State Agency of Medicines	No	
Finland	Finnish Medicines Agency Fimea	No	
France	National Agency for the Safety of Medicines and Health Products	No	
Germany	Germany's Federal Institute for Drugs and Medical Devices	No	
Greece	National Organisation for Medicines	No	
Iceland	Lyfjastofnun	No	
Ireland	Monthly Index of Medical Specialities Ireland	No	
Italy	Italian Medicines Agency	No	
Portugal	National Authority of Medicines and Health Products	Yes ^{E7}	
Russia	Russian Federal Services for Surveillance in Health Care	No	
Spain	Spanish Agency of Medicines and Medical Products	No	
The Netherlands	Nederlandse Vereniging van Artsen voor Longziekten en Tuberculose	Yes ^{E8}	

Criteria	Anti-IgE	Anti-IL5			Anti-IL5R	Anti-IL4Rα
	Omalizumab	Mepolizumab	Reslizumab	Benralizumab	Dupilumab	
Availability of biologic	<input type="checkbox"/> Licensed <input type="checkbox"/> Reimbursed full <input type="checkbox"/> Reimbursed partial <input type="checkbox"/> Compassionate programme <input type="checkbox"/> Not yet available (no need to complete rest of column)	<input type="checkbox"/> Licensed <input type="checkbox"/> Reimbursed full <input type="checkbox"/> Reimbursed partial <input type="checkbox"/> Compassionate programme <input type="checkbox"/> Not yet available (no need to complete rest of column)	<input type="checkbox"/> Licensed <input type="checkbox"/> Reimbursed full <input type="checkbox"/> Reimbursed partial <input type="checkbox"/> Compassionate programme <input type="checkbox"/> Not yet available (no need to complete rest of column)	<input type="checkbox"/> Licensed <input type="checkbox"/> Reimbursed full <input type="checkbox"/> Reimbursed partial <input type="checkbox"/> Compassionate programme <input type="checkbox"/> Not yet available (no need to complete rest of column)	<input type="checkbox"/> Licensed <input type="checkbox"/> Reimbursed full <input type="checkbox"/> Reimbursed partial <input type="checkbox"/> Compassionate programme <input type="checkbox"/> Not yet available (no need to complete rest of column)	<input type="checkbox"/> Licensed <input type="checkbox"/> Reimbursed full <input type="checkbox"/> Reimbursed partial <input type="checkbox"/> Compassionate programme <input type="checkbox"/> Not yet available (no need to complete rest of column)
	other, specify _____	other, specify _____	other, specify _____	other, specify _____	other, specify _____	
Total number of asthma exacerbations in the last 12 months	<input type="checkbox"/> ≥1, OR <input type="checkbox"/> ≥2 <input type="checkbox"/> ≥3 <input type="checkbox"/> ≥4 <input type="checkbox"/> N/A	<input type="checkbox"/> ≥1, OR <input type="checkbox"/> ≥2 <input type="checkbox"/> ≥3 <input type="checkbox"/> ≥4 <input type="checkbox"/> N/A	<input type="checkbox"/> ≥1, OR <input type="checkbox"/> ≥2 <input type="checkbox"/> ≥3 <input type="checkbox"/> ≥4 <input type="checkbox"/> N/A	<input type="checkbox"/> ≥1, OR <input type="checkbox"/> ≥2 <input type="checkbox"/> ≥3 <input type="checkbox"/> ≥4 <input type="checkbox"/> N/A	<input type="checkbox"/> ≥1, OR <input type="checkbox"/> ≥2 <input type="checkbox"/> ≥3 <input type="checkbox"/> ≥4 <input type="checkbox"/> N/A	<input type="checkbox"/> ≥1, OR <input type="checkbox"/> ≥2 <input type="checkbox"/> ≥3 <input type="checkbox"/> ≥4 <input type="checkbox"/> N/A
	other, specify _____	other, specify _____	other, specify _____	other, specify _____	other, specify _____	
Number of asthma exacerbations requiring oral corticosteroids in the last 12 months	<input type="checkbox"/> ≥1, OR <input type="checkbox"/> ≥2 <input type="checkbox"/> ≥3 <input type="checkbox"/> ≥4 <input type="checkbox"/> N/A	<input type="checkbox"/> ≥1, OR <input type="checkbox"/> ≥2 <input type="checkbox"/> ≥3 <input type="checkbox"/> ≥4 <input type="checkbox"/> N/A	<input type="checkbox"/> ≥1, OR <input type="checkbox"/> ≥2 <input type="checkbox"/> ≥3 <input type="checkbox"/> ≥4 <input type="checkbox"/> N/A	<input type="checkbox"/> ≥1, OR <input type="checkbox"/> ≥2 <input type="checkbox"/> ≥3 <input type="checkbox"/> ≥4 <input type="checkbox"/> N/A	<input type="checkbox"/> ≥1, OR <input type="checkbox"/> ≥2 <input type="checkbox"/> ≥3 <input type="checkbox"/> ≥4 <input type="checkbox"/> N/A	<input type="checkbox"/> ≥1, OR <input type="checkbox"/> ≥2 <input type="checkbox"/> ≥3 <input type="checkbox"/> ≥4 <input type="checkbox"/> N/A
	other, specify _____	other, specify _____	other, specify _____	other, specify _____	other, specify _____	
Number of asthma exacerbations requiring A&E attendance or hospital admission in the last 12 months	<input type="checkbox"/> ≥1, OR <input type="checkbox"/> ≥2 <input type="checkbox"/> ≥3 <input type="checkbox"/> ≥4 <input type="checkbox"/> N/A	<input type="checkbox"/> ≥1, OR <input type="checkbox"/> ≥2 <input type="checkbox"/> ≥3 <input type="checkbox"/> ≥4 <input type="checkbox"/> N/A	<input type="checkbox"/> ≥1, OR <input type="checkbox"/> ≥2 <input type="checkbox"/> ≥3 <input type="checkbox"/> ≥4 <input type="checkbox"/> N/A	<input type="checkbox"/> ≥1, OR <input type="checkbox"/> ≥2 <input type="checkbox"/> ≥3 <input type="checkbox"/> ≥4 <input type="checkbox"/> N/A	<input type="checkbox"/> ≥1, OR <input type="checkbox"/> ≥2 <input type="checkbox"/> ≥3 <input type="checkbox"/> ≥4 <input type="checkbox"/> N/A	<input type="checkbox"/> ≥1, OR <input type="checkbox"/> ≥2 <input type="checkbox"/> ≥3 <input type="checkbox"/> ≥4 <input type="checkbox"/> N/A
	other, specify _____	other, specify _____	other, specify _____	other, specify _____	other, specify _____	
Background therapy	<input type="checkbox"/> Medium dose ICS + LABA <input type="checkbox"/> High dose ICS + LABA <input type="checkbox"/> Add-on LAMA <input type="checkbox"/> Add-on LTRA <input type="checkbox"/> Add-on maintenance OCS <input type="checkbox"/> Continuous OCS <input type="checkbox"/> Other biologic therapy <input type="checkbox"/> N/A	<input type="checkbox"/> Medium dose ICS + LABA <input type="checkbox"/> High dose ICS + LABA <input type="checkbox"/> Add-on LAMA <input type="checkbox"/> Add-on LTRA <input type="checkbox"/> Add-on maintenance OCS <input type="checkbox"/> Continuous OCS <input type="checkbox"/> Other biologic therapy <input type="checkbox"/> N/A	<input type="checkbox"/> Medium dose ICS + LABA <input type="checkbox"/> High dose ICS + LABA <input type="checkbox"/> Add-on LAMA <input type="checkbox"/> Add-on LTRA <input type="checkbox"/> Add-on maintenance OCS <input type="checkbox"/> Continuous OCS <input type="checkbox"/> Other biologic therapy <input type="checkbox"/> N/A	<input type="checkbox"/> Medium dose ICS + LABA <input type="checkbox"/> High dose ICS + LABA <input type="checkbox"/> Add-on LAMA <input type="checkbox"/> Add-on LTRA <input type="checkbox"/> Add-on maintenance OCS <input type="checkbox"/> Continuous OCS <input type="checkbox"/> Other biologic therapy <input type="checkbox"/> N/A	<input type="checkbox"/> Medium dose ICS + LABA <input type="checkbox"/> High dose ICS + LABA <input type="checkbox"/> Add-on LAMA <input type="checkbox"/> Add-on LTRA <input type="checkbox"/> Add-on maintenance OCS <input type="checkbox"/> Continuous OCS <input type="checkbox"/> Other biologic therapy <input type="checkbox"/> N/A	<input type="checkbox"/> Medium dose ICS + LABA <input type="checkbox"/> High dose ICS + LABA <input type="checkbox"/> Add-on LAMA <input type="checkbox"/> Add-on LTRA <input type="checkbox"/> Add-on maintenance OCS <input type="checkbox"/> Continuous OCS <input type="checkbox"/> Other biologic therapy <input type="checkbox"/> N/A
	other, specify _____	other, specify _____	other, specify _____	other, specify _____	other, specify _____	
Adherence to previous therapy	<input type="checkbox"/> Poor, on the basis of medication records <input type="checkbox"/> Poor, clinical impression <input type="checkbox"/> N/A	<input type="checkbox"/> Poor, on the basis of medication records <input checked="" type="checkbox"/> Poor, clinical impression <input type="checkbox"/> N/A	<input type="checkbox"/> Poor, on the basis of medication records <input type="checkbox"/> Poor, clinical impression <input type="checkbox"/> N/A	<input type="checkbox"/> Poor, on the basis of medication records <input type="checkbox"/> Poor, clinical impression <input type="checkbox"/> N/A	<input type="checkbox"/> Poor, on the basis of medication records <input type="checkbox"/> Poor, clinical impression <input type="checkbox"/> N/A	<input type="checkbox"/> Poor, on the basis of medication records <input type="checkbox"/> Poor, clinical impression <input type="checkbox"/> N/A
	other, specify _____	other, specify _____	other, specify _____	other, specify _____	other, specify _____	
Biomarker profile in the last 12 months						
Eosinophil count	N/A	<input type="checkbox"/> ≥150 cells/μL, OR <input type="checkbox"/> ≥300 cells/μL, OR <input type="checkbox"/> ≥400 cells/μL <input type="checkbox"/> N/A	<input type="checkbox"/> ≥150 cells/μL, OR <input type="checkbox"/> ≥300 cells/μL, OR <input type="checkbox"/> ≥400 cells/μL <input type="checkbox"/> N/A	<input type="checkbox"/> ≥150 cells/μL, OR <input type="checkbox"/> ≥300 cells/μL, OR <input type="checkbox"/> ≥400 cells/μL <input type="checkbox"/> N/A	<input type="checkbox"/> ≥150 cells/μL, OR <input type="checkbox"/> ≥300 cells/μL, OR <input type="checkbox"/> ≥400 cells/μL <input type="checkbox"/> N/A	<input type="checkbox"/> ≥150 cells/μL, OR <input type="checkbox"/> ≥300 cells/μL, OR <input type="checkbox"/> ≥400 cells/μL <input type="checkbox"/> N/A
	other, specify _____	other, specify _____	other, specify _____	other, specify _____	other, specify _____	
Serum IgE	<input type="checkbox"/> ≥150 IU/mL, OR <input type="checkbox"/> ≥400 IU/mL, OR <input type="checkbox"/> N/A	N/A	N/A	<input type="checkbox"/> ≥150 IU/mL, OR <input type="checkbox"/> ≥400 IU/mL, OR <input type="checkbox"/> N/A	<input type="checkbox"/> ≥150 IU/mL, OR <input type="checkbox"/> ≥400 IU/mL, OR <input type="checkbox"/> N/A	<input type="checkbox"/> ≥150 IU/mL, OR <input type="checkbox"/> ≥400 IU/mL, OR <input type="checkbox"/> N/A
	other, specify _____ ≥/30 IU/ml	other, specify _____	other, specify _____	other, specify _____	other, specify _____	
FeNO	<input type="checkbox"/> ≥25 ppb, OR <input type="checkbox"/> ≥50 ppb, OR <input type="checkbox"/> N/A	<input type="checkbox"/> ≥25 ppb, OR <input type="checkbox"/> ≥50 ppb, OR <input type="checkbox"/> N/A	<input type="checkbox"/> ≥25 ppb, OR <input type="checkbox"/> ≥50 ppb, OR <input type="checkbox"/> N/A	<input type="checkbox"/> ≥25 ppb, OR <input type="checkbox"/> ≥50 ppb, OR <input type="checkbox"/> N/A	<input type="checkbox"/> ≥25 ppb, OR <input type="checkbox"/> ≥50 ppb, OR <input type="checkbox"/> N/A	<input type="checkbox"/> ≥25 ppb, OR <input type="checkbox"/> ≥50 ppb, OR <input type="checkbox"/> N/A
	other, specify _____	other, specify _____	other, specify _____	other, specify _____	other, specify _____	
Allergic asthma (RAST/SPT)	<input type="checkbox"/> RAST Positive <input type="checkbox"/> SPT Positive <input type="checkbox"/> N/A	<input type="checkbox"/> RAST Positive <input type="checkbox"/> SPT Positive <input type="checkbox"/> N/A	<input type="checkbox"/> RAST Positive <input type="checkbox"/> SPT Positive <input type="checkbox"/> N/A	<input type="checkbox"/> RAST Positive <input type="checkbox"/> SPT Positive <input type="checkbox"/> N/A	<input type="checkbox"/> RAST Positive <input type="checkbox"/> SPT Positive <input type="checkbox"/> N/A	<input type="checkbox"/> RAST Positive <input type="checkbox"/> SPT Positive <input type="checkbox"/> N/A
	other, specify _____	other, specify _____	other, specify _____	other, specify _____	other, specify _____	
Asthma control (ACQ/ACT/GINA asthma control score)	<input type="checkbox"/> Partially uncontrolled <input type="checkbox"/> N/A	<input type="checkbox"/> Partially uncontrolled <input type="checkbox"/> N/A	<input type="checkbox"/> Partially uncontrolled <input type="checkbox"/> N/A	<input type="checkbox"/> Partially uncontrolled <input type="checkbox"/> N/A	<input type="checkbox"/> Partially uncontrolled <input type="checkbox"/> N/A	<input type="checkbox"/> Partially uncontrolled <input type="checkbox"/> N/A
	other, specify _____	other, specify _____	other, specify _____	other, specify _____	other, specify _____	
Lung function	<input type="checkbox"/> ≥12% airway reversibility to SABA <input type="checkbox"/> ≤80% FEV1 <input type="checkbox"/> N/A	<input type="checkbox"/> ≥12% airway reversibility to SABA <input type="checkbox"/> ≤80% FEV1 <input type="checkbox"/> N/A	<input type="checkbox"/> ≥12% airway reversibility to SABA <input type="checkbox"/> ≤80% FEV1 <input type="checkbox"/> N/A	<input type="checkbox"/> ≥12% airway reversibility to SABA <input type="checkbox"/> ≤80% FEV1 <input type="checkbox"/> N/A	<input type="checkbox"/> ≥12% airway reversibility to SABA <input type="checkbox"/> ≤80% FEV1 <input type="checkbox"/> N/A	<input type="checkbox"/> ≥12% airway reversibility to SABA <input type="checkbox"/> ≤80% FEV1 <input type="checkbox"/> N/A
	other, specify _____airway hyperresponsiveness > 20% decline in FEV1 during a direct bronchial provocation test or > 15% decline during an indirect bronchial provocation test, or, peak expiratory flow (PEF) variability > 15% between the 2 highest and 2 lowest peak expiratory flow rates during 14 days	other, specify _____airway hyperresponsiveness > 20% decline in FEV1 during a direct bronchial provocation test or > 15% decline during an indirect bronchial provocation test, or, peak expiratory flow (PEF) variability > 15% between the 2 highest and 2 lowest peak expiratory flow rates during 14 days	other, specify _____	other, specify _____airway hyperresponsiveness > 20% decline in FEV1 during a direct bronchial provocation test or > 15% decline during an indirect bronchial provocation test, or, peak expiratory flow (PEF) variability > 15% between the 2 highest and 2 lowest peak expiratory flow rates during 14 days	other, specify _____	
Any other criteria, please specify	Total dose OCS in 12 months >= 500 mg <input type="checkbox"/> N/A	Total dose OCS in 12 months >= 500 mg <input type="checkbox"/> N/A	Total dose OCS in 12 months >= 500 mg <input type="checkbox"/> N/A	Total dose OCS in 12 months >= 500 mg <input type="checkbox"/> N/A	Total dose OCS in 12 months >= 500 mg <input type="checkbox"/> N/A	

FIGURE E1. Survey disseminated to International Severe Asthma Registry Steering Committee members. A&E, accident and emergency; ACQ, Asthma Control Questionnaire; ACT, Asthma Control Test; GINA, Global Initiative for Asthma; ICS, inhaled corticosteroids; LABA, long-acting β-agonist; LAMA, long-acting muscarinic antagonist; LTRA, leukotriene receptor antagonist; N/A, not available; OCS, oral corticosteroids; ppb, parts per billion; RAST, radioallergosorbent test; SABA, short-acting β₂-agonist; SPT, skin prick test.

Country*	Data Source	Age	Severity/ Phenotype	Serum IgE	FeNO	Allergic Asthma	Background Therapy	OCS	Exacerbations	Asthma Control	Lung Function	BACS
Denmark	ISC only	8	2	8	10†	5	4	10	4	10	10	71
Finland	ISC only	8	2	8	10†	5	4	10†	4	10†	8	69
EMA	GL	8	2	8	10†	5	4	10†	4	10†	8	69
Mexico	GL & ISC	8	0	8	10†	5	6	10†	10†	0	10†	67
Singapore	ISC only	4	2	10†	10†	5	4	10†	4	10†	8	67
Kuwait	ISC only	10†	10†	8	10†	5	4	10†	3	0	4	64
Saudi Arabia	ISC only	10†	10†	8	10†	5	4	10†	3	0	4	64
Greece	ISC only	8	2	4	10†	5	4	10†	3	10†	8	64
Italy	ISC only	8	2	4	10†	5	4	10†	10†	0	8	61
Taiwan	ISC only	4	2	8	10†	5	6	10†	10†	0	6	61
Brazil	GL & ISC	10	2	8	10†	5	4	10	3	0	8	60
Canada	CADTH	4	4	10	10†	5	2	10†	10†	0	4	59
France	ISC only	8	2	8	10†	5	4	10†	4	0	8	59
Japan	ISC only	8	0	8	10†	5	2	10†	6	0	10	59
Spain	ISC only	8	2	8	10†	5	4	10†	3	0	8	58
Russia	ISC only	8	2	8	10	5	4	10†	6	0	4	57
Portugal	GL & ISC	8	0	8	10†	5	4	10†	4	0	8	57
Colombia	ISC only	8	0	8	10†	5	4	10	6	0	4	55
Estonia	ISC only	8	8	4	10†	5	2	0	10	0	8	55
Germany	ISC only	8	2	4	10†	5	4	10†	4	0	8	55
UK	GL & ISC	8	2	8	10†	5	4	10	0	0	8	55
South Korea	ISC only	8	2	4	10†	5	2	10†	3	0	8	52
USA	ISC & FDA	8	4	8	10†	5	4	0	3	0	10†	52
Iceland	ISC only	8	2	4	5	5	4	10†	3	0	8	49
Argentina	ISC only	4	10†	8	10†	5	4	0	3	0	4	48
Netherlands	ISC only	8	2	4	5	5	4	0	10	0	10†	48
Bulgaria	ISC only	8	2	8	10†	5	4	0	6	0	0	43
Australia	GL & ISC	4	0	8	10	5	4	0	6	0	2	39

*Ireland: Not defined in national criteria; †Criteria undecided

FIGURE E2. Biologic Accessibility Score (BACS) specification for omalizumab by country. *BEC*, blood eosinophil count; *OCS*, oral corticosteroids.

Country	Data Source	Age	Severity/ Phenotype	BEC	FeNO	Adherence	Background Therapy	OCS	Exacerbations	Asthma Control	Lung Function	BACS
Brazil	ISC only	8	2	10†	10†	10†	10†	10†	10†	10†	10†	90
EMA	GL	8	2	7	10†	10†	10†	10†	10†	10†	10†	87
Singapore	ISC only	4	2	10†	10†	10†	10†	10†	10†	10†	10†	86
Russia	ISC only	8	2	8	10	0	5	10†	10†	10†	10†	73
France	ISC only	8	2	4	10†	10†	4	10	4	10†	10†	72
South Korea	ISC only	10†	2	4	10†	10†	5	10†	10†	0	10†	71
Mexico	GL & ISC	4	0	4	10†	10†	10†	10†	10†	0	10†	68
Iceland	ISC only	8	2	4	5	10†	4	10†	3	10†	10†	66
Spain	ISC	8	8	0	10†	10	6	10†	3	0	8	63
Denmark	ISC only	8	2	4	10†	0	4	10	4	10†	10†	62
Greece	ISC only	8	2	4	10†	0	4	10†	3	10†	10†	61
Italy	ISC only	8	2	4	10†	10†	4	10	4	0	8	60
Japan	ISC only	8	0	4	10†	10†	2	10†	6	0	10†	60
Germany	ISC only	8	2	4	10†	0	4	10†	10	0	10†	58
Kuwait	ISC only	10†	10†	5	10†	0	4	10	3	0	4	56
USA	ISC & FDA	8	2	5	10†	0	4	10	3	0	10†	52
Ireland	ISC only	0	0	4	10†	0	4	10	3	10†	10	51
Finland	ISC only	4	2	10	10†	10†	0	0	4	0	10†	50
Argentina	ISC only	0	10†	4	10†	10†	4	0	3	0	8	49
Estonia	ISC only	8	2	5	10†	0	2	10	2	0	10†	49
UK	GL & ISC	0	0	4	10†	0	4	10	0	10†	10†	48
Canada	CADTH	0	2	4	10†	10†	2	10	3	0	6	47
Portugal	GL & ISC	4	0	4	10†	0	4	10†	4	0	10†	46
Saudi Arabia	ISC only	10†	10†	4	10†	0	4	0	3	0	4	45
Colombia	ISC only	0	0	8	10†	0	4	10	6	0	4	42
Netherlands	NVALT	0	2	5	5	0	4	10	3	0	10†	39
Taiwan	ISC only	0	0	4	10†	0	0	10	2	0	6	32
Australia	GL & ISC	4	0	4	10	0	4	0	6	0	2	30
Bulgaria	ISC only	0	2	4	10†	0	4	0	6	0	0	26

†Criteria undecided

FIGURE E3. Biologic Accessibility Score (BACS) specification for mepolizumab by country. *BEC*, blood eosinophil count; *OCS*, oral corticosteroids.

Country	Data Source	Age	Phenotype	BEC	FeNO	Adherence	Background Therapy	OCS	Exacerbations	Asthma Control	Lung Function	BACS
Mexico	GL	0	0	10†	10†	10†	10†	10†	10†	10†	10†	80
Brazil	GL & ISC	0	2	5	10†	10†	10†	10†	10†	10†	10†	77
South Korea	ISC only	10†	2	10	10†	10†	5	10†	10	0	10†	77
Singapore	ISC only	0	2	10†	10†	10†	4	10†	10†	10†	10†	76
EMA	GL	0	2	10†	10†	10†	4	10†	10†	10†	10†	76
Argentina	ISC only	0	10†	5	10†	10†	4	10	3	10†	10†	72
Saudi Arabia	ISC only	10†	10†	5	10†	10†	4	10	3	0	4	66
Italy	ISC only	0	2	5	10†	10†	4	10	4	10†	10†	65
France	ISC only	0	2	4	10†	10†	4	10	3	10†	10†	63
Russia	ISC only	0	2	5	10	0	5	10†	10†	10†	10†	62
Germany	ISC only	0	2	4	10†	10	4	10†	10	0	10†	60
USA	ISC & FDA	4	2	5	10†	10†	4	10	3	0	10†	58
Kuwait	ISC only	10†	10†	5	10†	0	4	10	3	0	4	56
Denmark	ISC only	0	2	4	10†	0	4	10	4	10	10	54
Canada	CADIH	0	2	7	10†	10†	4	0	10†	0	10†	53
Spain	ISC only	0	8	0	10†	10	4	10†	3	0	8	53
Japan	ISC only	0	0	4	10†	10†	2	10†	6	0	10†	52
Greece	ISC only	0	0	4	10†	0	4	10†	3	10†	10†	51
Ireland	ISC only	0	0	4	10†	0	4	10	3	10†	10	51
Finland	ISC only	0	2	10†	10†	10†	0	0	4	0	10†	46
Iceland	ISC only	0	2	4	5	10†	4	10†	3	0	8	46
Portugal	GL & ISC	0	0	5	10†	0	4	10†	4	0	10†	43
UK	GL	0	2	4	10†	0	4	10	0	0	10†	40
Netherlands	NVALT	0	2	5	5	0	4	10	3	0	10†	39
Colombia	ISC only	0	0	4	10	0	4	10	6	0	4	38
Estonia	ISC only	0	2	2	10†	0	2	10	2	0	10†	38
Bulgaria	ISC only	0	2	4	10†	0	4	10	2	0	0	32
Taiwan	ISC only	0	0	4	10†	0	0	10	2	0	6	32
Australia	GL & ISC	4	0	4	10	0	4	0	6	0	2	30

†Criteria undecided

FIGURE E4. Biologic Accessibility Score (BACS) specification for benralizumab by country. *BEC*, blood eosinophil count; *OCS*, oral corticosteroids.

Country**	Data Source	Age	Phenotype	BEC	FeNO	Adherence	Background Therapy	OCS	Exacerbations	Asthma Control	Lung Function	BACS
EMA	GL	0	2	10	10†	10	4	10	10	10	10	76
South Korea	ISC only	10†	2	2	10†	10†	5	10†	10	0	10†	69
Finland	ISC only	0	2	10	10†	10	5	10	0	10	10	67
Germany	ISC only	0	2	5	10†	10	4	10†	10	0	10	61
USA	ISC & FDA	0	2	2	10†	10†	4	10	3	10†	10†	61
Spain	ISC only	0	8	2	10†	10	4	10†	4	0	10	58
Denmark	ISC only	0	2	4	10†	0	2	10	4	10	10	52
France	ISC only	0	2	2	10†	10	4	10	4	0	10	52
Ireland	ISC only	0	0	2	10	0	4	10	6	10	10	52
Canada	CADTH	0	2	2	10†	10†	4	10†	3	0	6	47
Russia	ISC only	4	2	4	10	0	5	10†	6	0	4	45
UK	GL	0	2	2	10†	0	6	10	2	0	10	42
Portugal	GL & ISC	0	0	2	10†	0	4	10	4	0	10	40
Estonia	ISC only	0	2	2	10†	0	2	10	2	0	10	38
Netherlands	NVALT	0	2	2	5	0	4	10	3	0	10	36

**Brazil: Approved, but not commercialized; †Criteria undecided

FIGURE E5. Biologic Accessibility Score (BACS) specification for reslizumab by country. *BEC*, blood eosinophil count; *OCS*, oral corticosteroids.

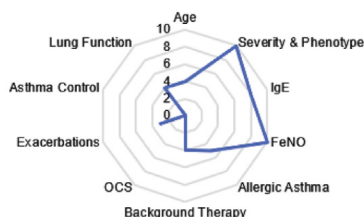
Country***	Data Source	Age	Phenotype	BEC	FeNO	Adherence	Background Therapy	OCS	Exacerbations	Asthma Control	Lung Function	BACS
Mexico	GL & ISC	4	4	10†	10†	10†	10†	10†	10†	10†	10†	88
Italy	ISC only	4	2	8	10	10†	6	10	4	10†	10†	74
Brazil	GL & ISC	4	2	8	5	10†	4	10†	10†	10†	10†	73
Russia	ISC only	4	4	8	10	0	5	10†	10†	10†	10†	71
Singapore	ISC only	4	2	8	5	10†	10†	0	10†	10†	10†	69
USA	ISC & FDA	4	4	8	5	10†	4	10	3	10†	10†	68
France	ISC only	4	2	8	5	10†	6	10†	10†	0	10†	65
EMA	GL	4	2	8	5	10†	6	10†	10†	0	10†	65
Saudi Arabia	ISC only	10†	10†	8	5	10†	4	10	3	0	4	64
South Korea	ISC only	4	2	8	5	10†	5	10	10	0	10†	64
Germany	ISC only	0	2	5	10	10	4	10†	10	0	10†	61
Japan	ISC only	4	0	8	5	10†	2	10†	6	0	10†	55
Finland	ISC only	4	8	8	10	10†	0	0	4	0	10†	54
Estonia	ISC only	4	8	7	10	0	2	10	2	0	10†	53
Denmark	ISC only	4	2	4	5	0	2	10	4	10	10	51
Portugal	GL & ISC	4	2	5	10	0	4	10†	4	0	10†	49
Australia	GL & ISC	4	0	4	10	0	4	10	6	0	10†	48
Netherlands	NVALT	4	2	8	5	0	4	10	3	0	10†	46
Kuwait	ISC only	10†	2	5	10†	0	4	0	3	0	4	38
Colombia	ISC only	0	0	4	5	0	4	10	6	0	4	33

***Ireland: Not defined in national criteria; †Criteria undecided

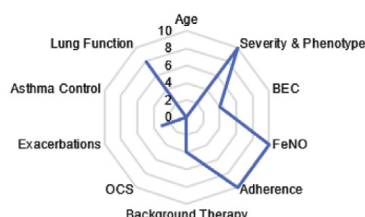
FIGURE E6. Biologic Accessibility Score (BACS) specification for dupilumab by country. *BEC*, blood eosinophil count; *OCS*, oral corticosteroids.



Omalizumab: Argentina - BACS 48



Mepolizumab: Argentina - BACS 49



Benralizumab: Argentina - BACS 72

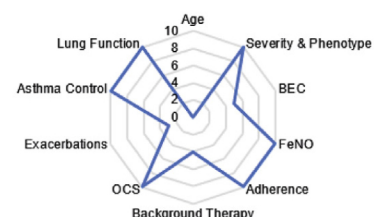
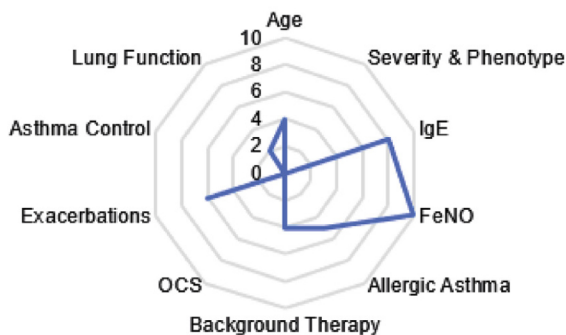


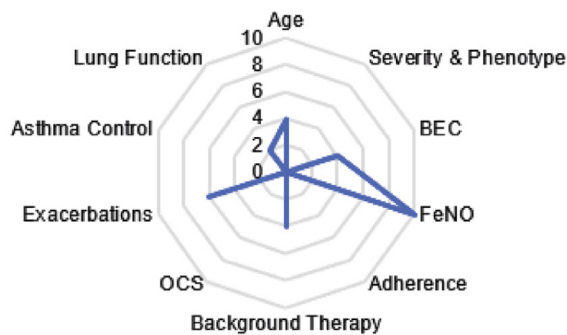
FIGURE E7. Spider plots depicting variability in biomarkers and prescription criteria for omalizumab, mepolizumab, and benralizumab in Argentina. *BACS*, Biologic Accessibility Score; *BEC*, blood eosinophil count; *OCS*, oral corticosteroids.



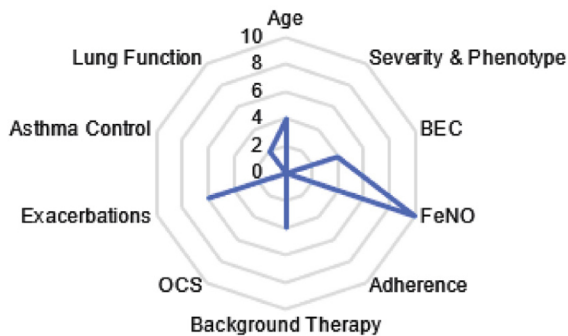
Omalizumab: Australia - BACS 39



Mepolizumab: Australia - BACS 30



Benralizumab: Australia - BACS 30



Dupilumab: Australia - BACS 48

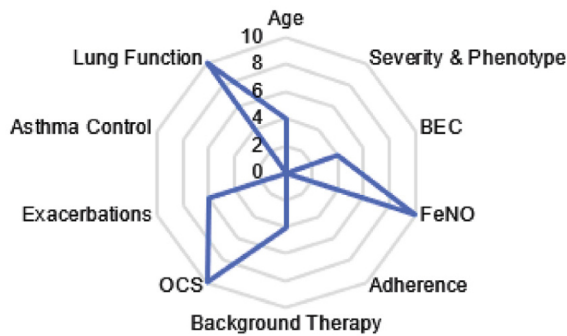
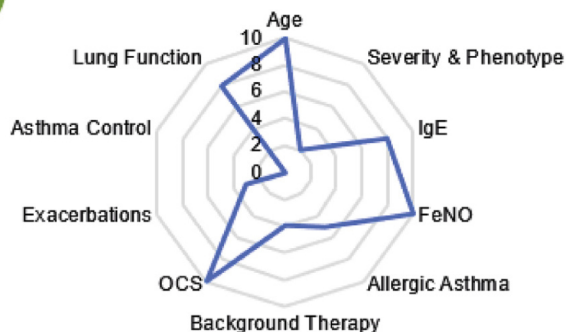


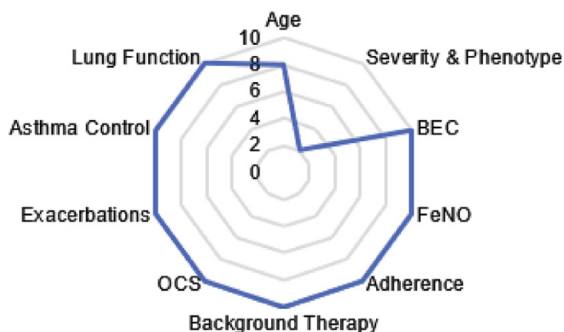
FIGURE E8. Spider plots depicting variability in biomarkers and prescription criteria for omalizumab, mepolizumab, and benralizumab in Australia. *BACS*, Biologic Accessibility Score; *BEC*, blood eosinophil count; *OCS*, oral corticosteroids.



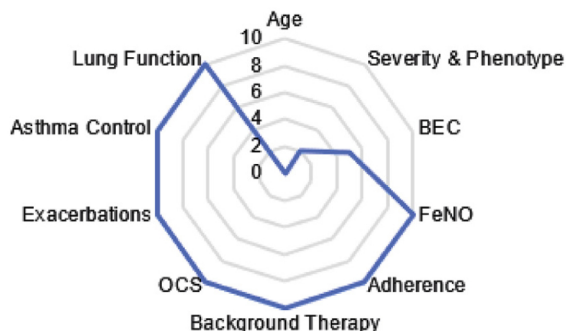
Omalizumab: Brazil - BACS 60



Mepolizumab: Brazil - BACS 90



Benralizumab: Brazil - BACS 77



Dupilumab: Brazil - BACS 73

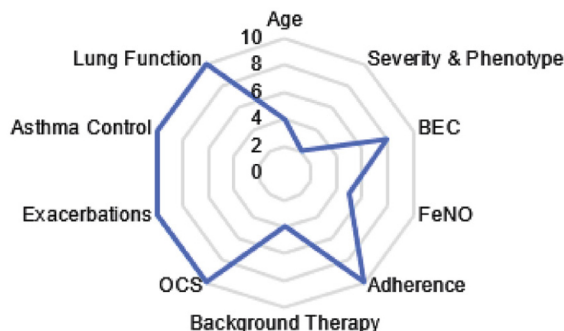
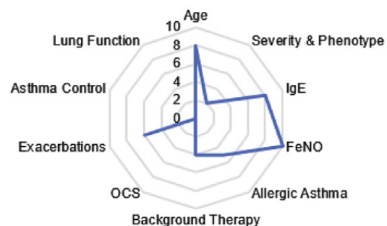


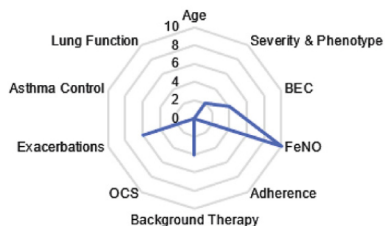
FIGURE E9. Spider plots depicting variability in biomarkers and prescription criteria for omalizumab, mepolizumab, benralizumab, and dupilumab in Brazil. *BACS*, Biologic Accessibility Score; *BEC*, blood eosinophil count; *OCS*, oral corticosteroids.



Omalizumab: Bulgaria - BACS 43



Mepolizumab: Bulgaria - BACS 26



Benralizumab: Bulgaria - BACS 32

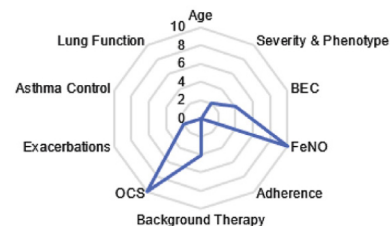
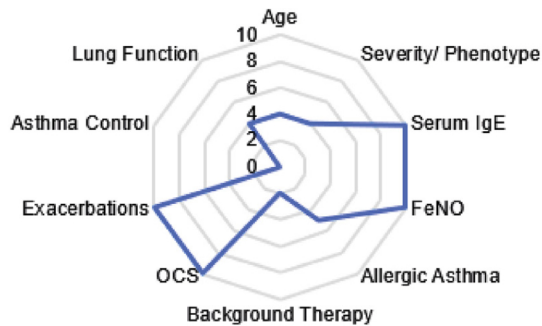


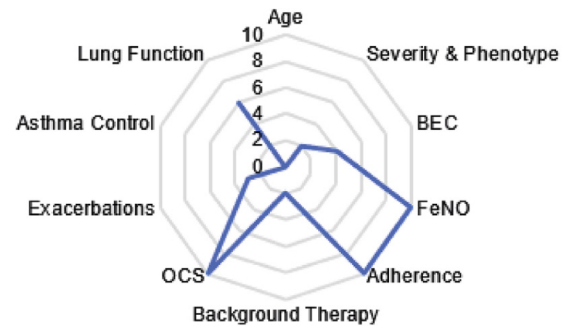
FIGURE E10. Spider plots depicting variability in biomarkers and prescription criteria for omalizumab, mepolizumab, and benralizumab in Bulgaria. *BACS*, Biologic Accessibility Score; *BEC*, blood eosinophil count; *OCS*, oral corticosteroids.



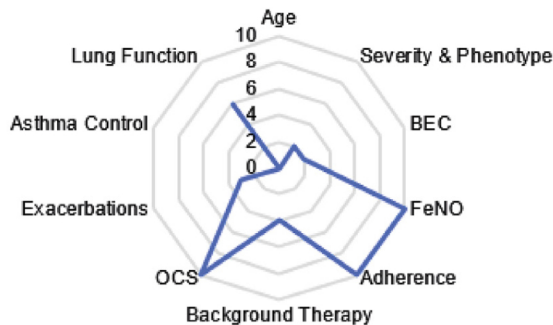
Omalizumab: Canada - BACS 40



Mepolizumab: Canada - BACS 47



Reslizumab: Canada - BACS 47



Benralizumab: Canada - BACS 53

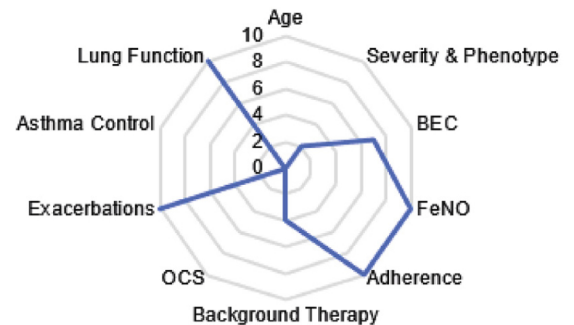
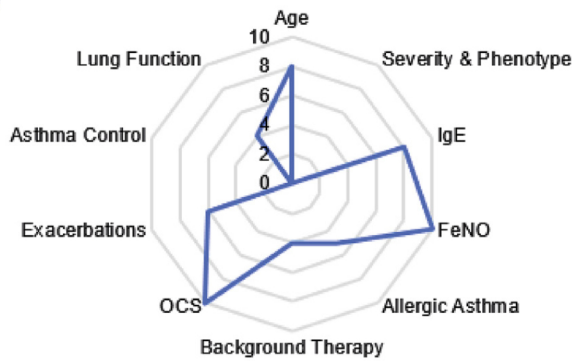


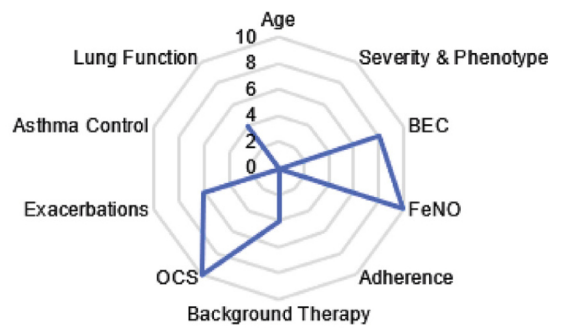
FIGURE E11. Spider plots depicting the variability in biomarkers and prescription criteria for omalizumab, mepolizumab, reslizumab, and benralizumab in Canada.



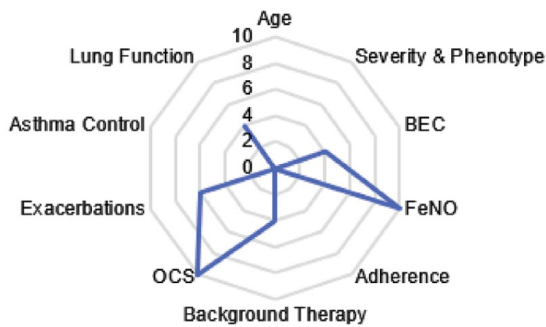
Omalizumab: Colombia - BACS 55



Mepolizumab: Colombia - BACS 42



Benralizumab: Colombia - BACS 38



Dupilumab: Colombia - BACS 33

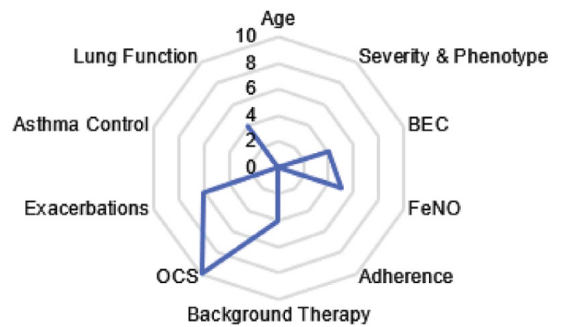
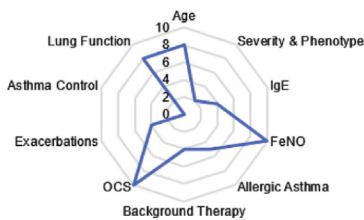


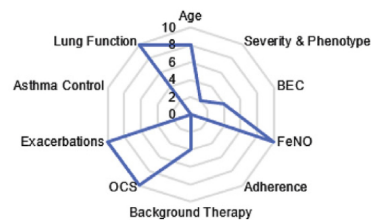
FIGURE E12. Spider plots depicting variability in biomarkers and prescription criteria for omalizumab, mepolizumab, benralizumab, and dupilumab in Colombia. *BACS*, Biologic Accessibility Score; *BEC*, blood eosinophil count; *OCS*, oral corticosteroids.



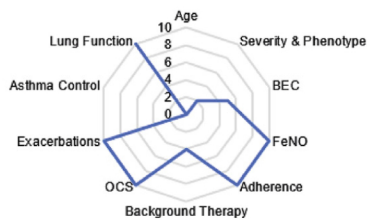
Omalizumab: Germany - BACS 55



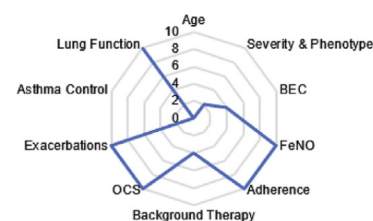
Mepolizumab: Germany - BACS 58



Reslizumab: Germany - BACS 61



Benralizumab: Germany - BACS 60



Dupilumab: Germany - BACS 61

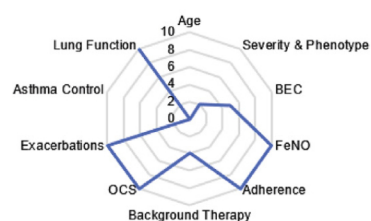
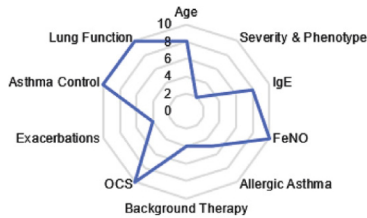


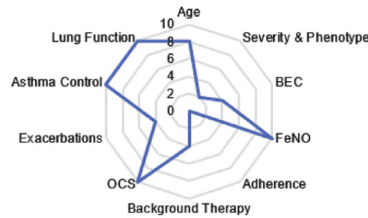
FIGURE E13. Spider plots depicting variability in biomarkers and prescription criteria for omalizumab, mepolizumab, reslizumab, benralizumab, and dupilumab in Germany. *BACS*, Biologic Accessibility Score; *BEC*, blood eosinophil count; *OCS*, oral corticosteroids.



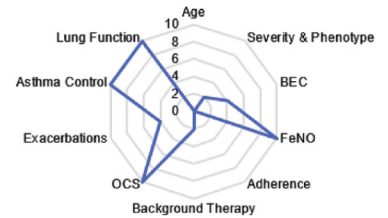
Omalizumab: Denmark - BACS 71



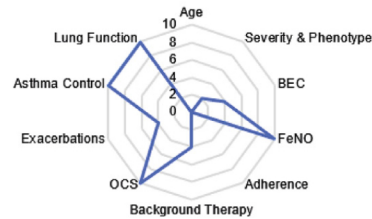
Mepolizumab: Denmark - BACS 62



Reslizumab: Denmark - BACS 52



Benralizumab: Denmark - BACS 54



Dupilumab: Denmark - BACS 51

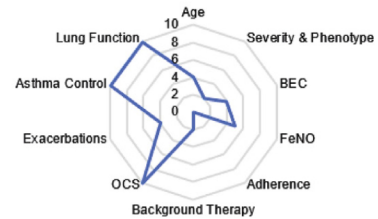
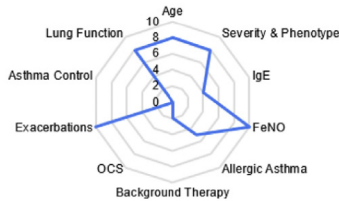


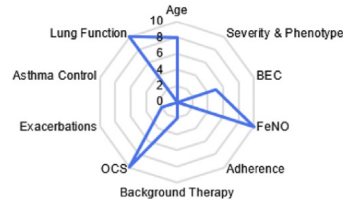
FIGURE E14. Spider plots depicting variability in biomarkers and prescription criteria for omalizumab, mepolizumab, reslizumab, benralizumab, and dupilumab in Denmark. *BACS*, Biologic Accessibility Score; *BEC*, blood eosinophil count; *OCS*, oral corticosteroids.



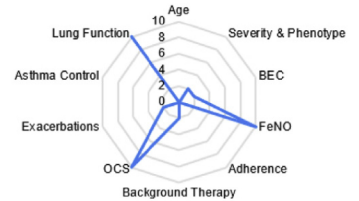
Omalizumab: Estonia - BACS 55



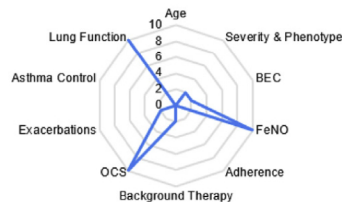
Mepolizumab: Estonia - BACS 47



Reslizumab: Estonia - BACS 38



Benralizumab: Estonia - BACS 38



Dupilumab: Estonia - BACS 53

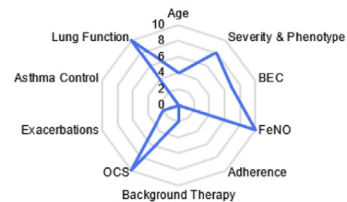
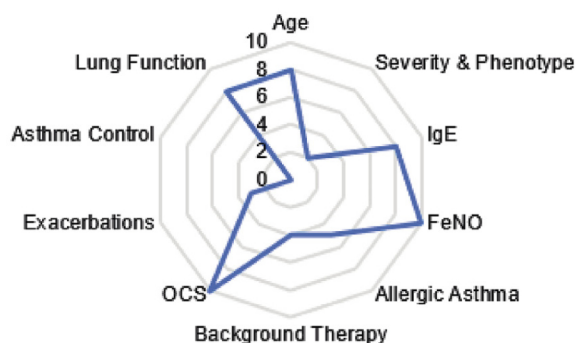


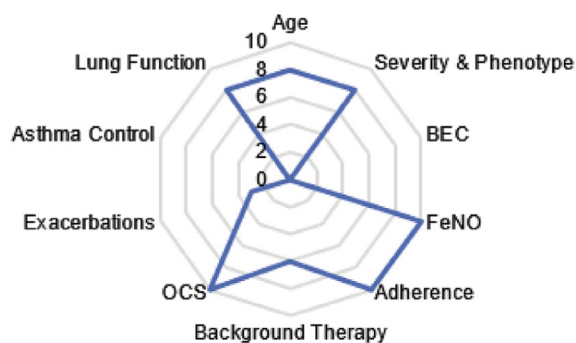
FIGURE E15. Spider plots depicting variability in biomarkers and prescription criteria for omalizumab, mepolizumab, reslizumab, benralizumab, and dupilumab in Estonia. *BACS*, Biologic Accessibility Score; *BEC*, blood eosinophil count; *OCS*, oral corticosteroids.



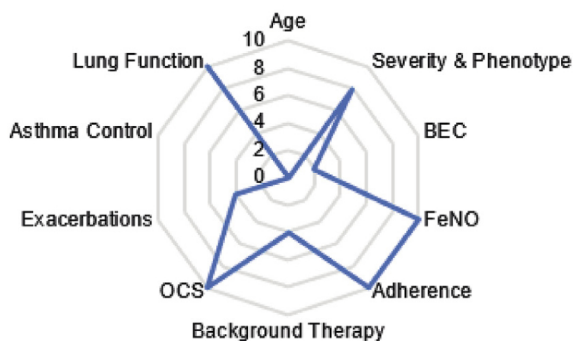
Omalizumab: Spain - BACS 58



Mepolizumab: Spain - BACS 63



Reslizumab: Spain - BACS 58



Benralizumab: Spain - BACS 53

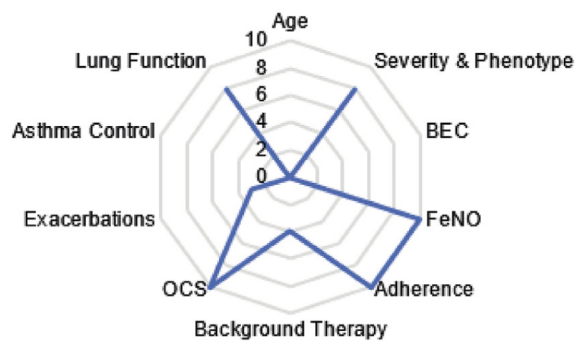
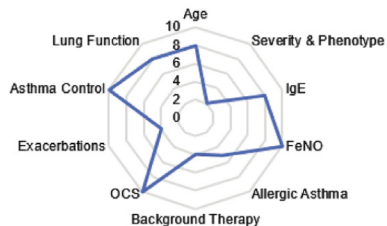


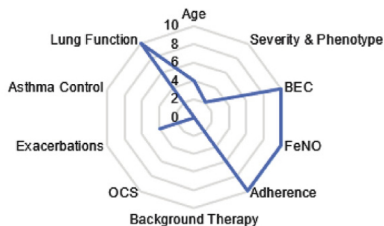
FIGURE E16. Spider plots depicting variability in biomarkers and prescription criteria for omalizumab, mepolizumab, reslizumab, and benralizumab in Spain. *BACS*, Biologic Accessibility Score; *BEC*, blood eosinophil count; *OCS*, oral corticosteroids.



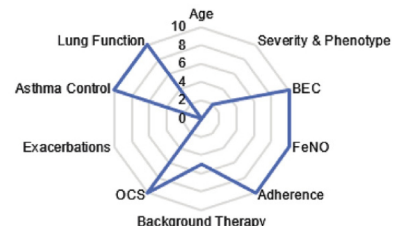
Omalizumab: Finland - BACS 69



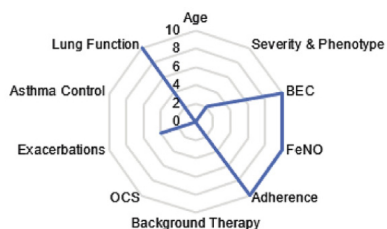
Mepolizumab: Finland - BACS 50



Reslizumab: Finland - BACS 67



Benralizumab: Finland - BACS 46



Dupilumab: Finland - BACS 54

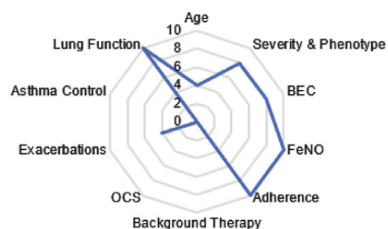
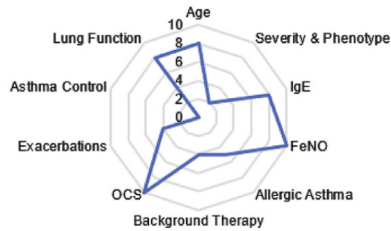


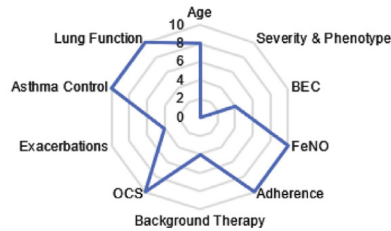
FIGURE E17. Spider plots depicting variability in biomarkers and prescription criteria for omalizumab, mepolizumab, reslizumab, benralizumab, and dupilumab in Finland. *BACS*, Biologic Accessibility Score; *BEC*, blood eosinophil count; *OCS*, oral corticosteroids.



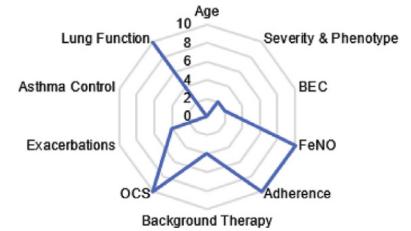
Omalizumab: France - BACS 59



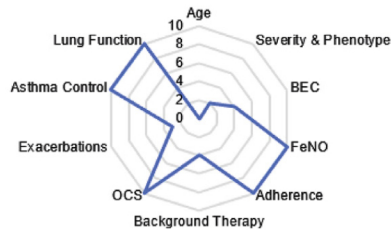
Mepolizumab: France - BACS 70



Reslizumab: France - BACS 52



Benralizumab: France - BACS 63



Dupilumab: France - BACS 65

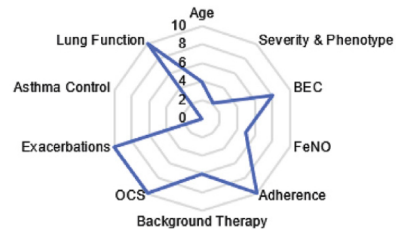
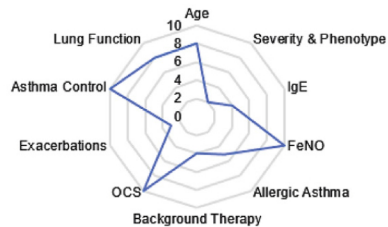


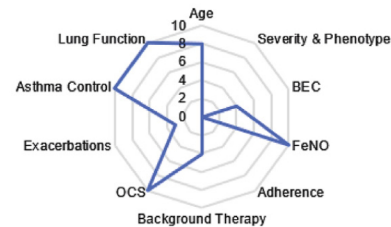
FIGURE E18. Spider plots depicting variability in biomarkers and prescription criteria for omalizumab, mepolizumab, reslizumab, benralizumab, and dupilumab in France. *BACS*, Biologic Accessibility Score; *BEC*, blood eosinophil count; *OCS*, oral corticosteroids.



Omalizumab: Greece - BACS 64



Mepolizumab: Greece - BACS 59



Benralizumab: Greece - BACS 51

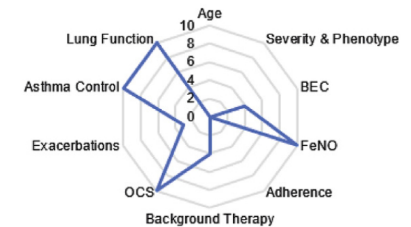
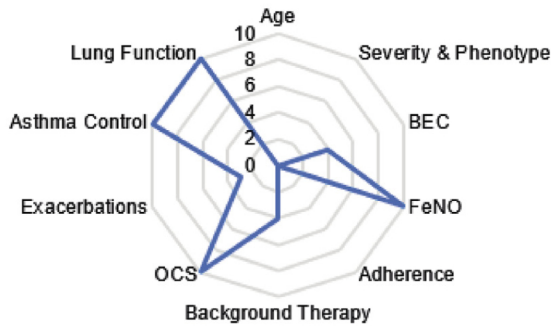


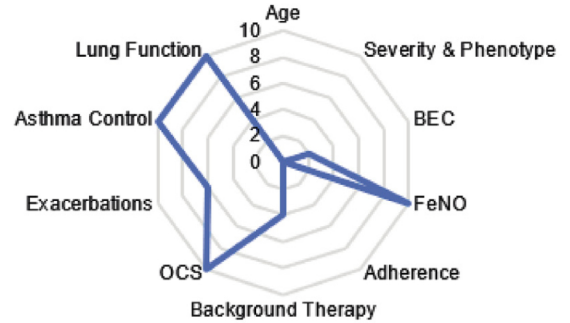
FIGURE E19. Spider plots depicting variability in biomarkers and prescription criteria for omalizumab and mepolizumab in Greece. *BACS*, Biologic Accessibility Score; *BEC*, blood eosinophil count; *OCS*, oral corticosteroids.



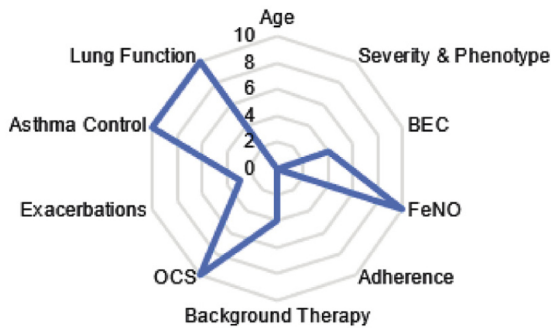
Mepolizumab: Ireland - BACS 51



Reslizumab: Ireland - BACS 52



Benralizumab: Ireland - BACS 51



Dupilumab: Ireland - BACS 41

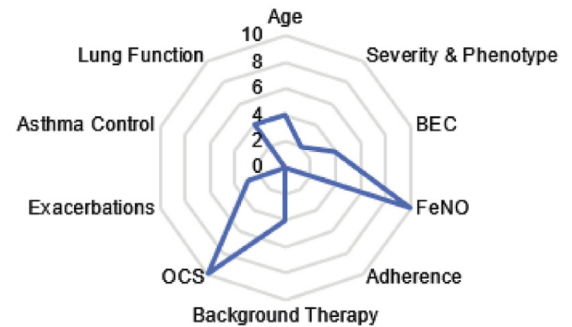
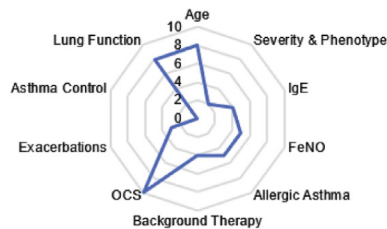


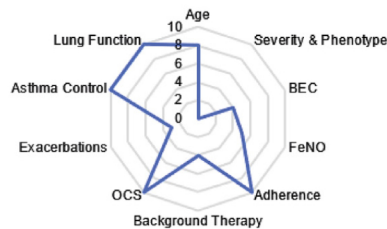
FIGURE E20. Spider plots depicting variability in biomarkers and prescription criteria for mepolizumab, reslizumab, benralizumab, and dupilumab in Ireland. *BACS*, Biologic Accessibility Score; *BEC*, blood eosinophil count; *OCS*, oral corticosteroids.



Omalizumab: Iceland - BACS 39



Mepolizumab: Iceland - BACS 64



Benralizumab: Iceland - BACS 46

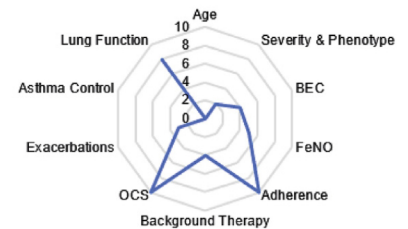
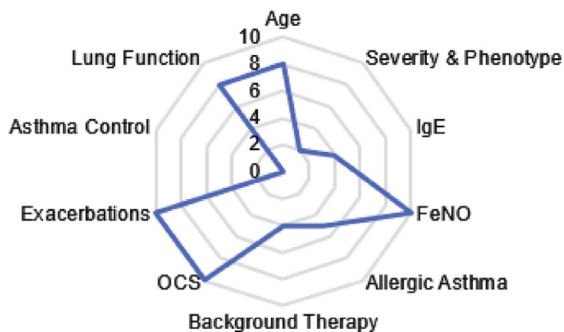


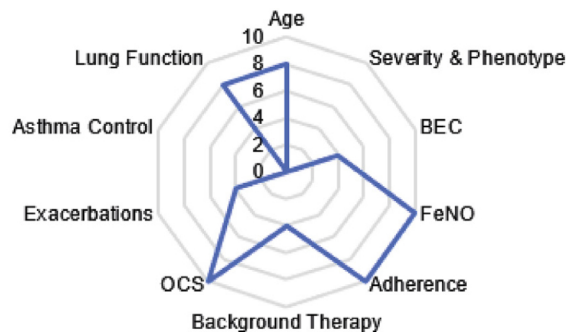
FIGURE E21. Spider plots depicting variability in biomarkers and prescription criteria for omalizumab, mepolizumab, and benralizumab in Iceland. *BACS*, Biologic Accessibility Score; *BEC*, blood eosinophil count; *OCS*, oral corticosteroids.



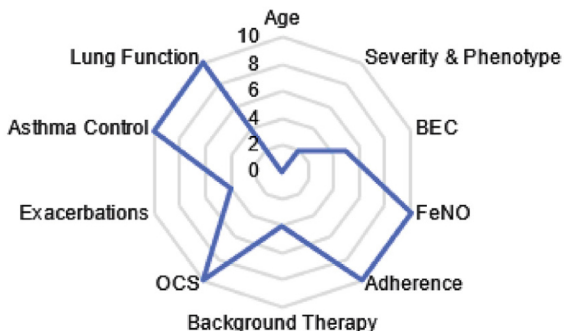
Omalizumab: Italy - BACS 61



Mepolizumab: Italy - BACS 58



Benralizumab: Italy - BACS 65



Dupilumab: Italy - BACS 74

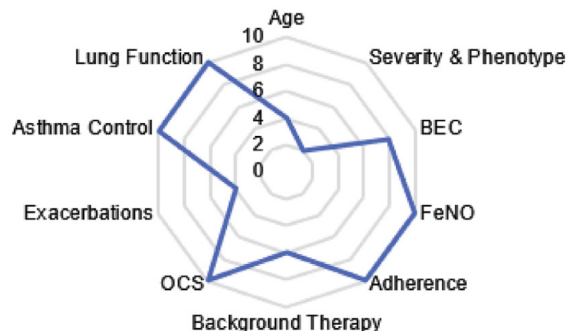
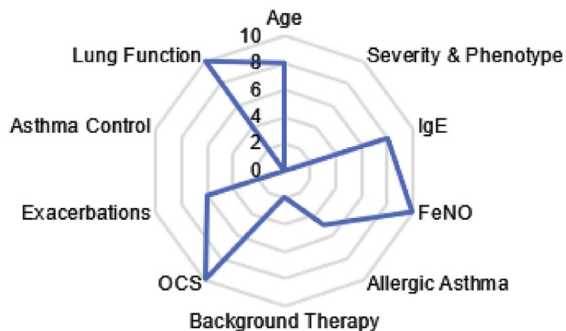


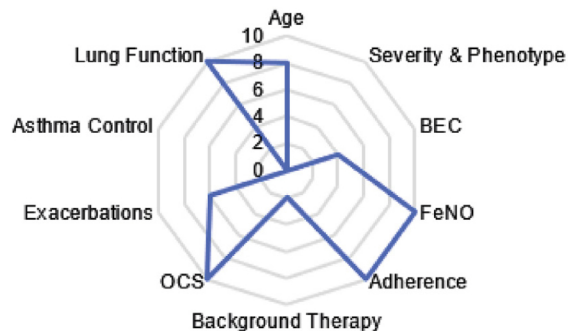
FIGURE E22. Spider plots depicting variability in biomarkers and prescription criteria for omalizumab, mepolizumab, benralizumab, and dupilumab in Italy. *BACS*, Biologic Accessibility Score; *BEC*, blood eosinophil count; *OCS*, oral corticosteroids.



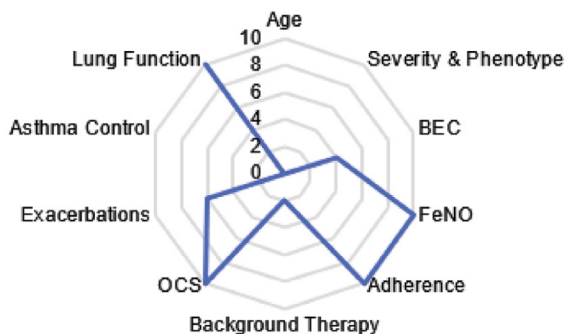
Omalizumab: Japan - BACS 59



Mepolizumab: Japan - BACS 60



Benralizumab: Japan - BACS 52



Dupilumab: Japan - BACS 55

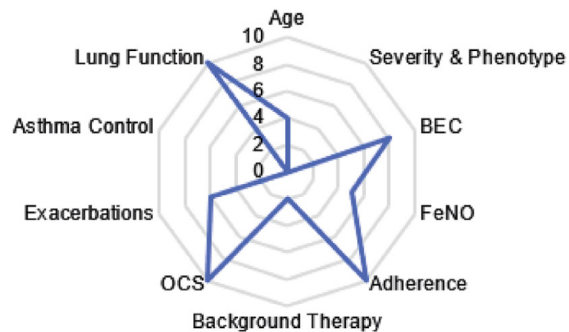
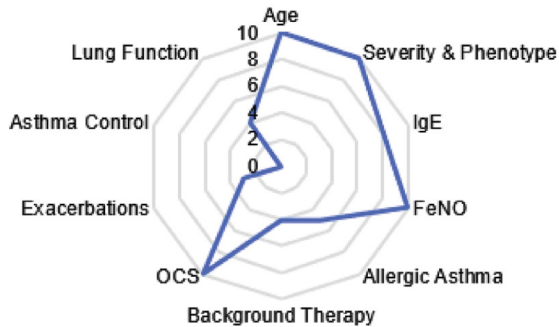


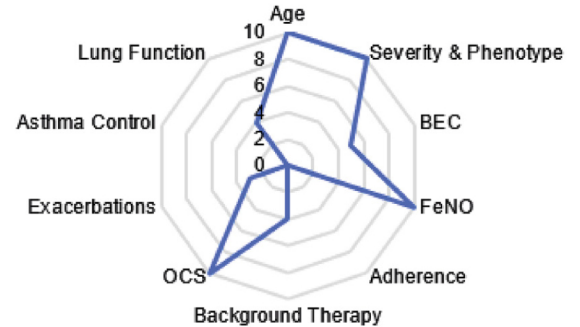
FIGURE E23. Spider plots depicting variability in biomarkers and prescription criteria for omalizumab, mepolizumab, benralizumab, and dupilumab in Japan. *BACS*, Biologic Accessibility Score; *BEC*, blood eosinophil count; *OCS*, oral corticosteroids.



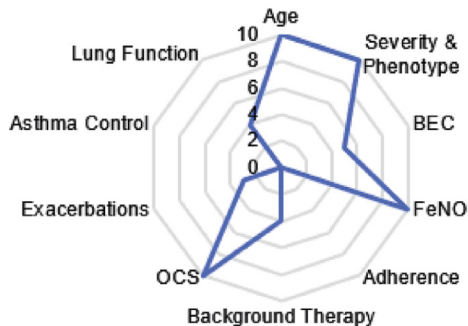
Omalizumab: Kuwait - BACS 64



Mepolizumab: Kuwait - BACS 56



Benralizumab: Kuwait - BACS 56



Dupilumab: Kuwait - BACS 38

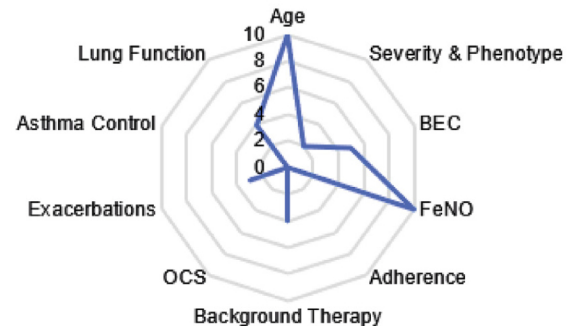
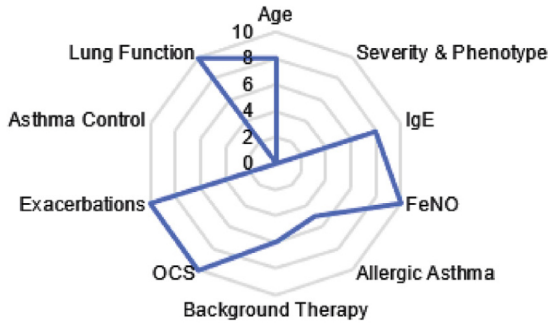


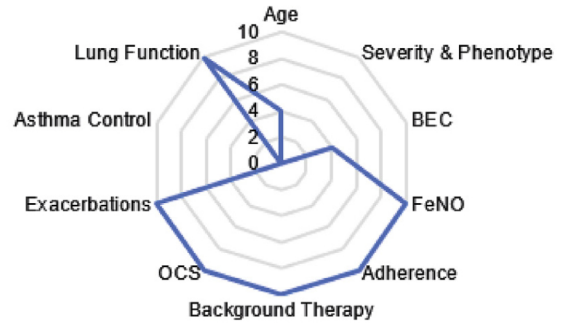
FIGURE E24. Spider plots depicting variability in biomarkers and prescription criteria for omalizumab, mepolizumab, benralizumab, and dupilumab in Kuwait. *BACS*, Biologic Accessibility Score; *BEC*, blood eosinophil count; *OCS*, oral corticosteroids.



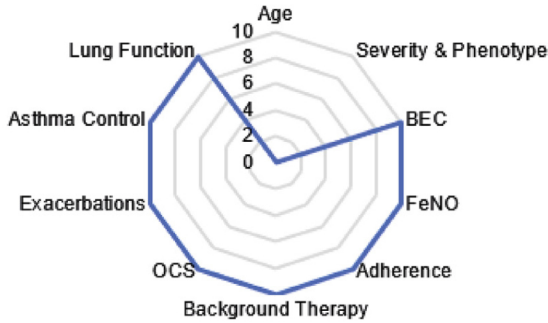
Omalizumab: Mexico - BACS 67



Mepolizumab: Mexico - BACS 68



Benralizumab: Mexico - BACS 80



Dupilumab: Mexico - BACS 88

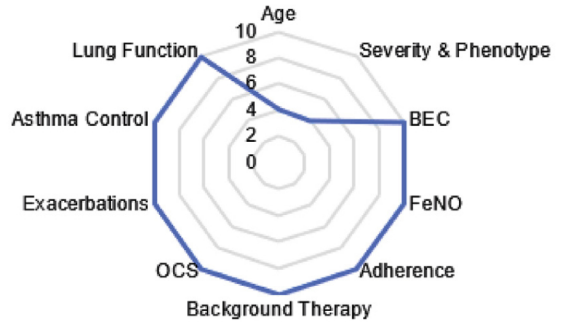
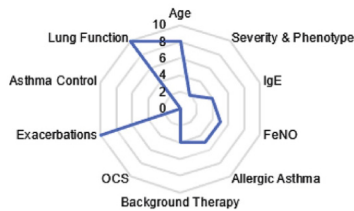


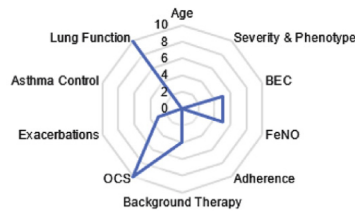
FIGURE E25. Spider plots depicting variability in biomarkers and prescription criteria for omalizumab, mepolizumab, benralizumab, and dupilumab in Mexico. *BACS*, Biologic Accessibility Score; *BEC*, blood eosinophil count; *OCS*, oral corticosteroids.



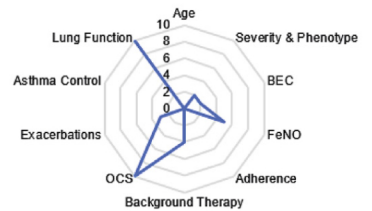
Omalizumab: Netherlands - BACS 48



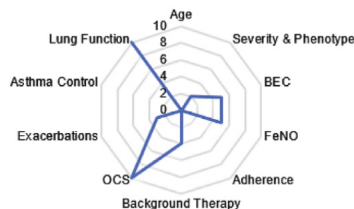
Mepolizumab: Netherlands - BACS 37



Reslizumab: Netherlands - BACS 36



Benralizumab: Netherlands - BACS 39



Dupilumab: Netherlands - BACS 46

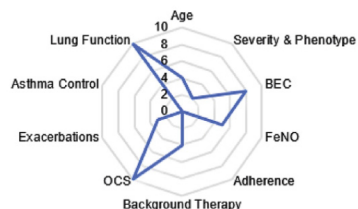
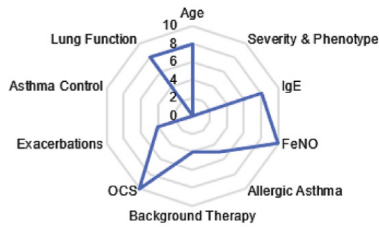


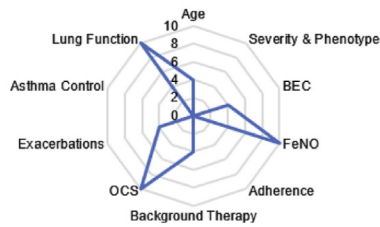
FIGURE E26. Spider plots depicting variability in biomarkers and prescription criteria for omalizumab, mepolizumab, reslizumab, benralizumab, and dupilumab in The Netherlands. *BACS*, Biologic Accessibility Score; *BEC*, blood eosinophil count; *OCS*, oral corticosteroids.



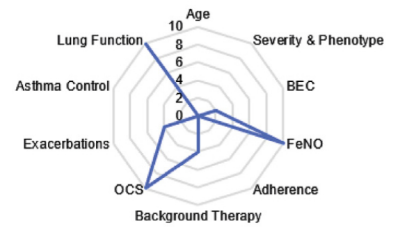
Omalizumab: Portugal - BACS 57



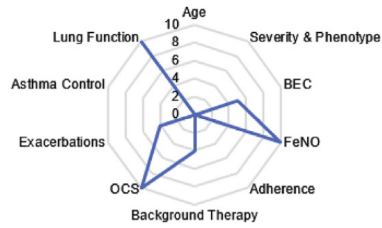
Mepolizumab: Portugal - BACS 46



Reslizumab: Portugal - BACS 40



Benralizumab: Portugal - BACS 43



Dupilumab: Portugal - BACS 49

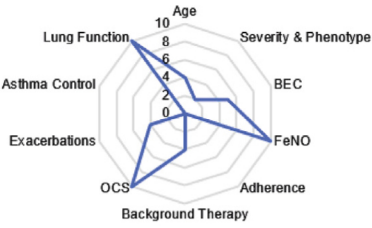
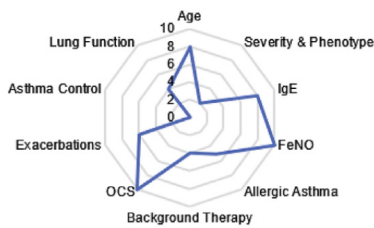


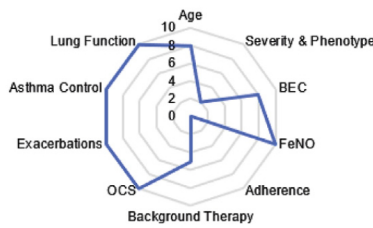
FIGURE E27. Spider plots depicting variability in biomarkers and prescription criteria for omalizumab, mepolizumab, reslizumab, benralizumab, and dupilumab in Portugal. *BACS*, Biologic Accessibility Score; *BEC*, blood eosinophil count; *OCS*, oral corticosteroids.



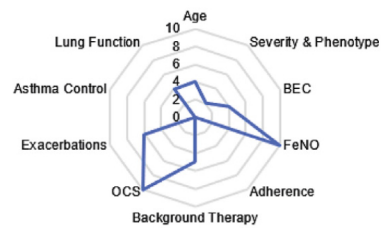
Omalizumab: Russia - BACS 57



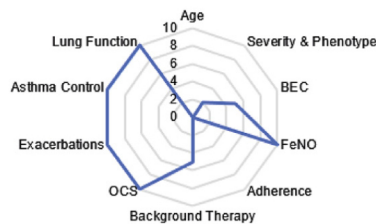
Mepolizumab: Russia - BACS 73



Reslizumab: Russia - BACS 45



Benralizumab: Russia - BACS 62



Dupilumab: Russia - BACS 71

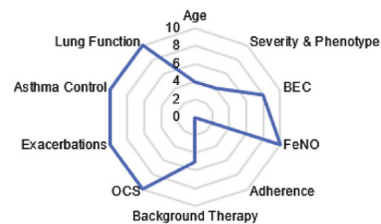
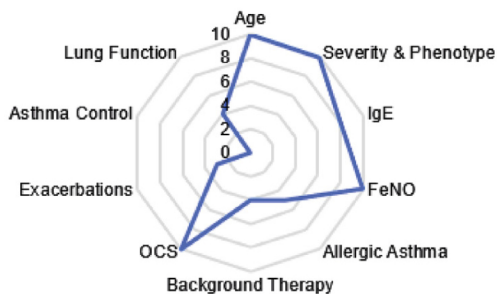


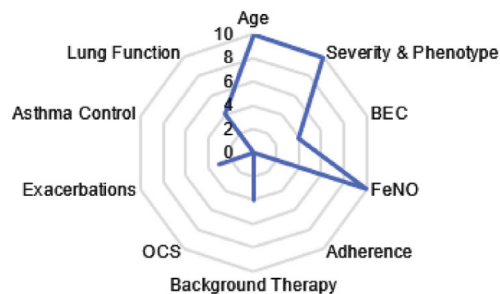
FIGURE E28. Spider plots depicting variability in biomarkers and prescription criteria for omalizumab, mepolizumab, reslizumab, benralizumab, and dupilumab in Russia. *BACS*, Biologic Accessibility Score; *BEC*, blood eosinophil count; *OCS*, oral corticosteroids.



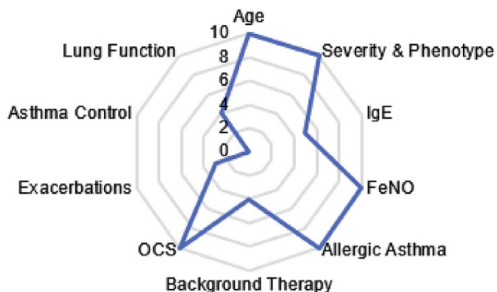
Omalizumab: Saudi Arabia - BACS 64



Mepolizumab: Saudi Arabia - BACS 45



Benralizumab: Saudi Arabia - BACS 66



Dupilumab: Saudi Arabia - BACS 64

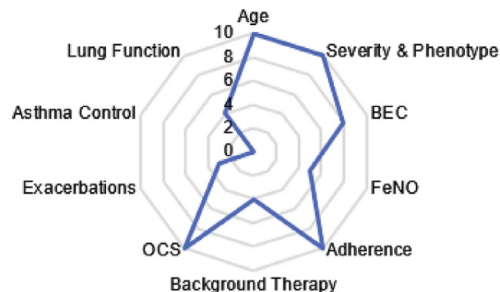
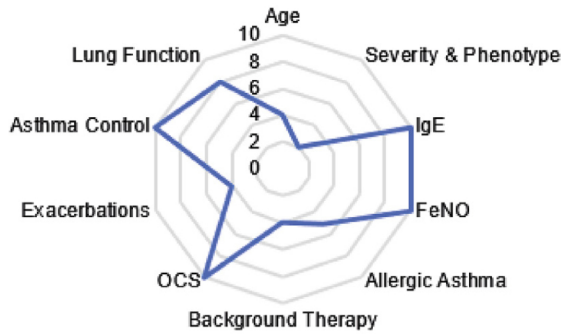


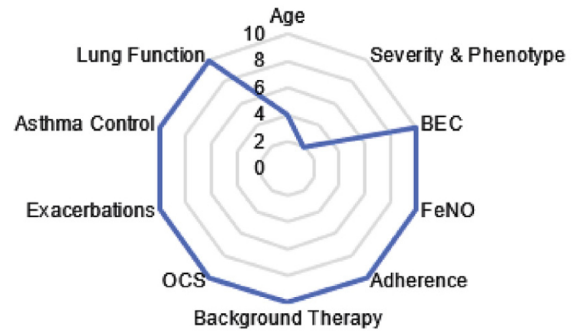
FIGURE E29. Spider plots depicting variability in biomarkers and prescription criteria for omalizumab, mepolizumab, benralizumab, and dupilumab in Saudi Arabia. *BACS*, Biologic Accessibility Score; *BEC*, blood eosinophil count; *OCS*, oral corticosteroids.



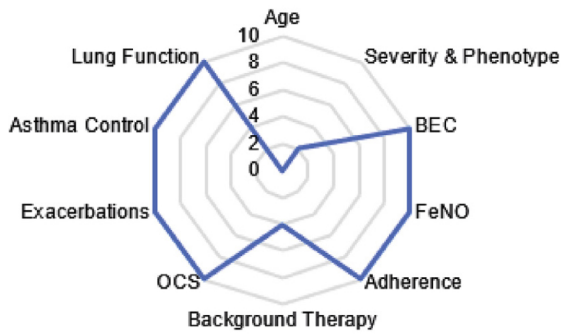
Omalizumab: Singapore - BACS 67



Mepolizumab: Singapore - BACS 86



Benralizumab: Singapore - BACS 76



Dupilumab: Singapore - BACS 69

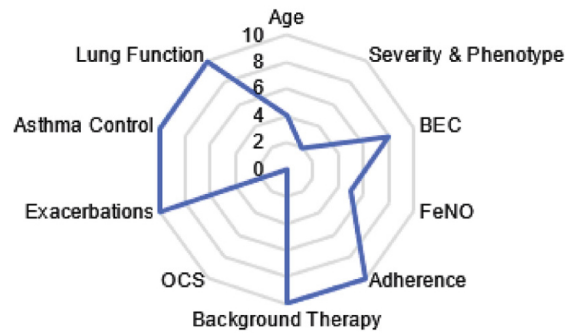


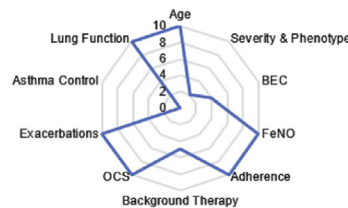
FIGURE E30. Spider plots depicting variability in biomarkers and prescription criteria for omalizumab, mepolizumab, benralizumab, and dupilumab in Singapore. *BACS*, Biologic Accessibility Score; *BEC*, blood eosinophil count; *OCS*, oral corticosteroids.



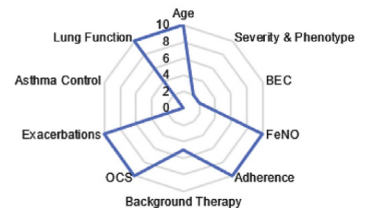
Omalizumab: South Korea - BACS 52



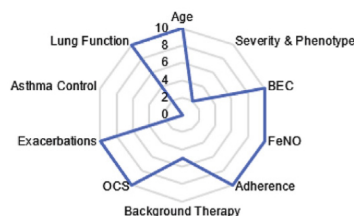
Mepolizumab: South Korea - BACS 71



Reslizumab: South Korea - BACS 69



Benralizumab: South Korea - BACS 77



Dupilumab: South Korea - BACS 64

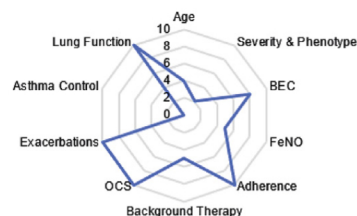
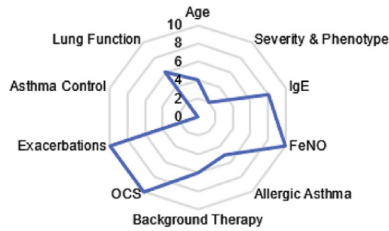


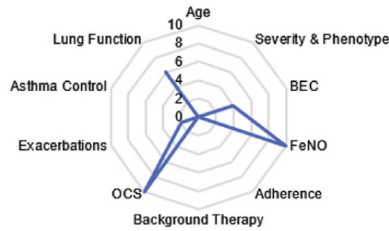
FIGURE E31. Spider plots depicting variability in biomarkers and prescription criteria for omalizumab, mepolizumab, reslizumab, benralizumab, and dupilumab in South Korea. *BACS*, Biologic Accessibility Score; *BEC*, blood eosinophil count; *OCS*, oral corticosteroids.



Omalizumab: Taiwan - BACS 61



Mepolizumab: Taiwan - BACS 32



Benralizumab: Taiwan - BACS 32

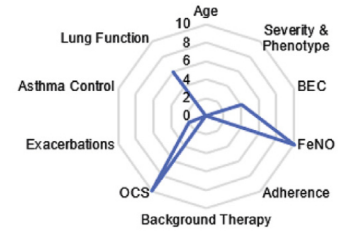
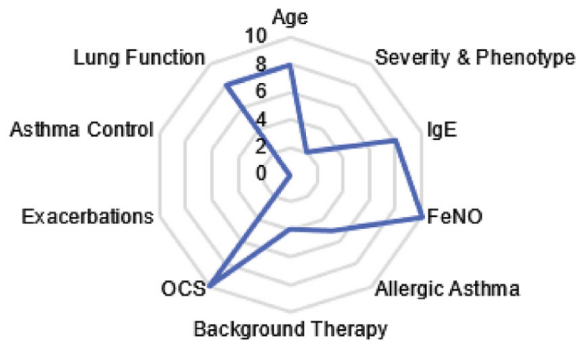


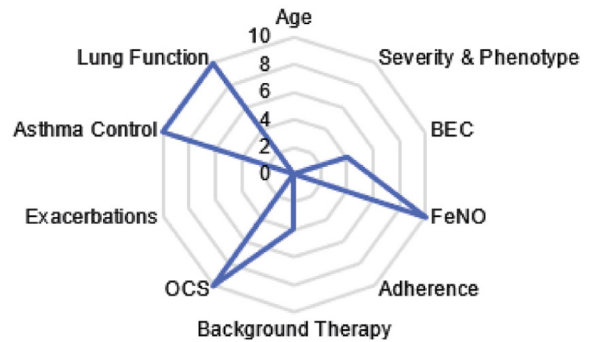
FIGURE E32. Spider plots depicting Biologic Accessibility Score (BACS) for omalizumab, mepolizumab, and benralizumab in Taiwan. *BEC*, blood eosinophil count; *OCS*, oral corticosteroids.



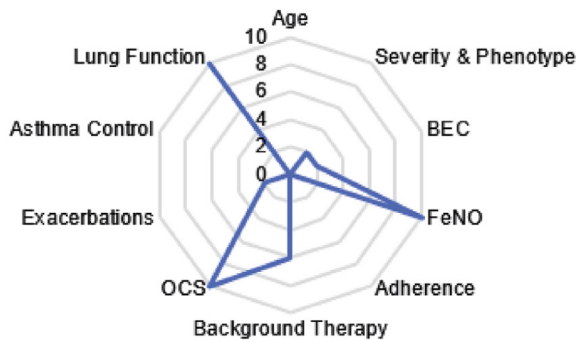
Omalizumab: UK - BACS 55



Mepolizumab: UK - BACS 48



Reslizumab: UK - BACS 42



Benralizumab: UK - BACS 40

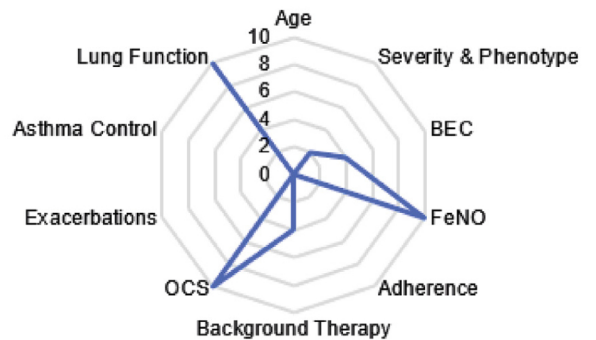
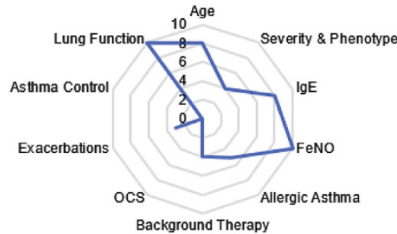


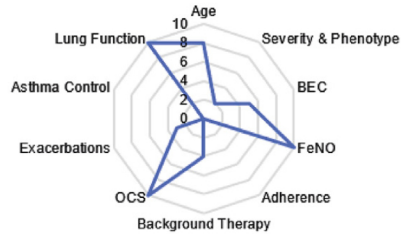
FIGURE E33. Spider plots depicting variability in biomarkers and prescription criteria for omalizumab, mepolizumab, reslizumab, and benralizumab in the United Kingdom. *BACS*, Biologic Accessibility Score; *BEC*, blood eosinophil count; *OCS*, oral corticosteroids.



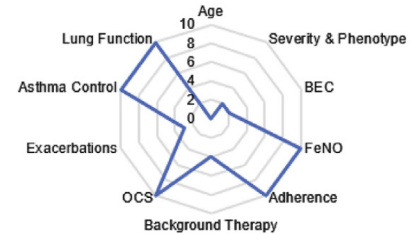
Omalizumab: USA - BACS 52



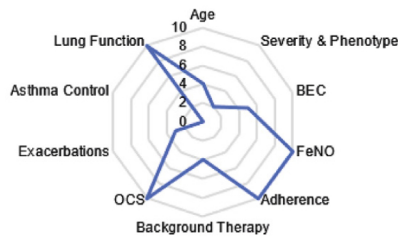
Mepolizumab: USA - BACS 52



Reslizumab: USA - BACS 61



Benralizumab: USA - BACS 58



Dupilumab: USA - BACS 68

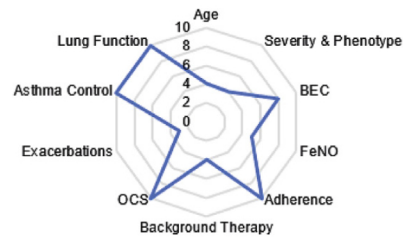


FIGURE E34. Spider plots depicting variability in biomarkers and prescription criteria for omalizumab, mepolizumab, reslizumab, benralizumab, and dupilumab in the United States. *BACS*, Biologic Accessibility Score; *BEC*, blood eosinophil count; *OCS*, oral corticosteroids.

TABLE E2. Correlations between gross domestic product* and Biologic Accessibility Score

Statistical variable	Omalizumab	Mepolizumab	Reslizumab	Benralizumab	Dupilumab
Pearson's <i>r</i>	0.006	0.000	0.243	-0.162	-0.127
<i>P</i> (two-tailed)	.978	1.000	.402	.420	.605

*Most recent gross domestic product per capita data per country was extracted from the World Bank website.^{E11}

REFERENCES

E1. National Health and Medical Research Council. Centre of Excellence in Severe Asthma. Accessed January 25, 2022. <https://www.severeasthma.org.au>

E2. Government of Brazil. National Health Surveillance Agency – Anvisa. Accessed January 25, 2022. <https://www.gov.br/anvisa/pt-br>

E3. Canadian Agency for Drugs and Technologies in Health. CADTH. Accessed January 25, 2022. <https://www.cadth.ca>

E4. Pharmaceuticals and Medical Devices Agency. PMDA. Accessed January 25, 2022. <https://www.pmda.go.jp>

E5. Government of Mexico. The single government portal. Accessed January 25, 2022. <https://www.gob.mx>

E6. Electronic Medicines Compendium (EMC). Home. Accessed January 25, 2022. <https://www.medicines.org.uk/emc>

E7. Serviço Nacional de Saúde. SNS. Accessed January 25, 2022. <https://www.infarmed.pt/web/infarmed-en>

E8. The Federation of Medical Specialists. Diagnosis of severe asthma – Guideline database. Accessed January 25, 2022. https://richtlijndatabase.nl/richtlijn/diagnostiek_en_behandeling_van_ernstig_astma/diagnostiek_van_ernstig_astma.html

E9. U.S. Food and Drug Administration. Home. Accessed January 25, 2022. <https://www.fda.gov>

E10. European Medicines Agency. EMA. Accessed January 25, 2022. <https://www.ema.europa.eu/en>

E11. The World Bank. GDP per capita (current US\$). Accessed December 11, 2020. <https://data.worldbank.org/indicator/NY.GDP.PCAP.CD>