



HAL
open science

SysMod: the ISCB community for data-driven computational modelling and multi-scale analysis of biological systems

Andreas Dräger, Tomáš Helikar, Matteo Barberis, Marc Birtwistle, Laurence Calzone, Claudine Chaouiya, Jan Hasenauer, Jonathan R Karr, Anna Niarakis, María Rodríguez Martínez, et al.

► To cite this version:

Andreas Dräger, Tomáš Helikar, Matteo Barberis, Marc Birtwistle, Laurence Calzone, et al.. SysMod: the ISCB community for data-driven computational modelling and multi-scale analysis of biological systems. 2020. hal-03515692v1

HAL Id: hal-03515692

<https://hal.science/hal-03515692v1>

Preprint submitted on 24 Feb 2021 (v1), last revised 6 Jan 2022 (v2)

HAL is a multi-disciplinary open access archive for the deposit and dissemination of scientific research documents, whether they are published or not. The documents may come from teaching and research institutions in France or abroad, or from public or private research centers.

L'archive ouverte pluridisciplinaire **HAL**, est destinée au dépôt et à la diffusion de documents scientifiques de niveau recherche, publiés ou non, émanant des établissements d'enseignement et de recherche français ou étrangers, des laboratoires publics ou privés.

SysMod: the ISCB community for data-driven computational modelling and multi-scale analysis of biological systems

Andreas Dräger^{1,2,3} , Tomáš Helikar⁴ , Matteo Barberis^{5,6,7} , Marc Birtwistle⁸ , Laurence Calzone⁹ , Claudine Chaouiya^{10,11} , Jan Hasenauer¹² , Jonathan R. Karr¹³ , Anna Niarakis^{14,15} , María Rodríguez Martínez¹⁶ , Julio Saez-Rodriguez¹⁷ , and Juilee Thakar^{18,19} 

¹Computational Systems Biology of Infections and Antimicrobial-Resistant Pathogens, Institute for Bioinformatics and Medical Informatics (IBMI), University of Tübingen, 72076 Tübingen, DE ²Dept. of Computer Science, University of Tübingen, 72076 Tübingen, DE ³German Center for Infection Research (DZIF), partner site Tübingen, DE ⁴Dept. of Biochemistry, University of Nebraska, Lincoln, NE 68588-0664, USA ⁵Systems Biology, School of Biosciences and Medicine, Faculty of Health and Medical Sciences, University of Surrey, GU2 7XH Guildford, Surrey, UK ⁶Centre for Mathematical and Computational Biology, CMCB, University of Surrey, GU2 7XH Guildford, Surrey, UK ⁷Synthetic Systems Biology and Nuclear Organization, Swammerdam Institute for Life Sciences, University of Amsterdam, 1098 XH Amsterdam, NL ⁸Dept. of Chemical and Biomolecular Engineering, Clemson University, Clemson, SC 29634, USA ⁹Institut Curie, PSL Research University, Mines Paris Tech, Inserm, U900, F-75005, Paris, FR ¹⁰Aix-Marseille Université, CNRS, Centrale Marseille, I2M, Marseille, FR ¹¹Instituto Gulbenkian de Ciência, Oeiras, PT ¹²Interdisciplinary Research Unit Mathematics and Life Sciences, University of Bonn, DE ¹³Dept. of Genetics & Genomic Sciences, Icahn School of Medicine at Mount Sinai, New York, NY 10029, USA ¹⁴GenHotel, Univ Évry, University of Paris-Saclay, Genopole, 91025 Évry, FR ¹⁵Lifeware Group, Inria Saclay-île de France, Palaiseau 91120, FR ¹⁶IBM Research Europe, CH ¹⁷Heidelberg University, Faculty of Medicine and Heidelberg University Hospital, Institute of Computational Biomedicine, 69120 Heidelberg, DE ¹⁸Dept. of Microbiology and Immunology, University of Rochester School of Medicine and Dentistry, Rochester, NY, USA ¹⁹Dept. of Biostatistics and Computational Biology, University of Rochester School of Medicine and Dentistry, Rochester, NY, USA

Summary: Computational models of biological systems can exploit on a broad range of rapidly developing approaches, including novel experimental approaches, bioinformatics data analysis, emerging modelling paradigms, data standards, and algorithms. A discussion about the most recent advances among experts from various domains is crucial to foster data-driven computational modelling and its growing use in assessing and predicting the behaviour of biological systems. Intending to encourage the development of tools, approaches, and predictive models, and to deepen our understanding of biological systems, the Community of Special Interest (COSI) was launched in Computational Modelling of Biological Systems (SysMod) in 2016. SysMod's main activity is an annual meeting at the Intelligent Systems for Molecular Biology (ISMB) conference, which brings together computer scientists, biologists, mathematicians, engineers, computational and systems biologists. In the five years since its inception, SysMod has evolved into a dynamic and expanding community as the increasing number of contributions and participants illustrate. SysMod maintains several online resources to facilitate interaction among the community members, including an online forum, a calendar of relevant meetings, and a YouTube channel with talks and lectures of interest for the modelling community. Since more than half a decade, the growing interest in computational systems modelling and multi-scale data integration has continued to inspire and support the SysMod community. Its members get progressively more involved and actively contribute not only to the annual COSI meeting but also to several related community workshops and meetings, which focus on specific topics, including particular techniques for computational modelling or standardisation efforts.

Contact: sysmod-coord@googlegroups.com.

1. Introduction

Advances in experimental technologies, such as multi-omics, sequencing, and mass spectrometry, among others, have resulted in unprecedented amounts of highly heterogeneous data. Computational modelling and methods enable the integration of these data into systems models representing the underlying complexity, and, typically, networks of interconnected biological processes. Novel methods and the types of -omics data being integrated into these models (whether to calibrate, parameterise, or validate them) are vast. They may, for instance, include transcriptomics, proteomics, and metabolomics, at the bulk and single-cell levels. Simulations of these models, in turn, allow us to interrogate the models' dynamics, characterise their emergent properties, and predict new properties (e.g., drug targets, biomarkers).

Computational modelling also plays an essential role in precision medicine. In this field, dynamic models are, for instance, used to model an individual patient's disease trajectory, facilitating patient stratification and patient-specific predictions (e.g., of drug responses). Computational modelling continues to push the boundaries by expanding to whole-cell, multi-scale, and multicellular models, providing new opportunities to accelerate the advancements of fundamental and applied sciences, such as molecular biology, bioengineering, and medicine. Interdisciplinary collaborations among computational systems biologists, molecular biologists, biochemists, engineers, biotechnologists, computer scientists, and mathematicians will continue to be critical to leverage the potential of the field altogether.




In 2016, the SysMod Community of Special Interest (COSI) of the International Society for Computational Biology (ISCB) was established, to foster communication among systems biologists, computational biologists, and bioinformaticians. Figure 1 on the facing page depicts SysMod's activities, topic areas, and integration into an ecosystem within the ISCB by thematic COSIs with a focus on complementary, yet adjacent subjects. The thematically closely related COSIs include Network Biology (NetBio), Biological Data Visualisation (BioVis), and, since 2018, Machine Learning in Computational Systems Biology (MLCSB). SysMod envisions to provide an interdisciplinary forum

for the discussing latest developments towards predictive, knowledge-based computer models of biological systems and processes (such as dynamic or logical models of metabolism, signalling, and regulatory processes) as well as methods that advance our understanding in biological science, precision medicine, and synthetic biology. By fostering interdisciplinary collaborations and the application of approaches from different fields that combine modelling and data, SysMod enables an advance in technology, data analysis, and data sharing as an opportunity to use data for creating more accurate, detailed, and re-usable predictive models.

2. Resources

SysMod invites researchers to contribute, contact, and interact with others in a variety of ways beyond its annual meetings.

The following resources contain information about the most recent events relevant to the community:

- the SysMod Twitter account  @cosi_sysmod,
- the SysMod  YouTube channel,
- the mailing list sysmod@googlegroups.com, and
- the SysMod website  sysmod.info.

3. Annual meetings

3.1. First annual meeting: Orlando, 2016

The first SysMod event was a one-day meeting on July 9, 2016, before the ISMB Conference in Orlando, Florida. The meeting featured a poster session, eight contributed talks, and three keynote presentations by (i) Vassily Hatzimanikatis, École Polytechnique Fédérale de Lausanne (EPFL), “Towards kinetic modelling of genome-scale metabolic networks without sacrificing stoichiometric, thermodynamic and physiological constraints” (Chakrabarti et al., 2013), (ii) Nathan Price, Institute for Systems Biology (ISB) and the University of Washington, “Metabolic analyses in microbes and humans” (Imam et al., 2015), and (iii) Ioannis Xenarios, Swiss Institute of Bioinformatics (SIB), “From biocuration to

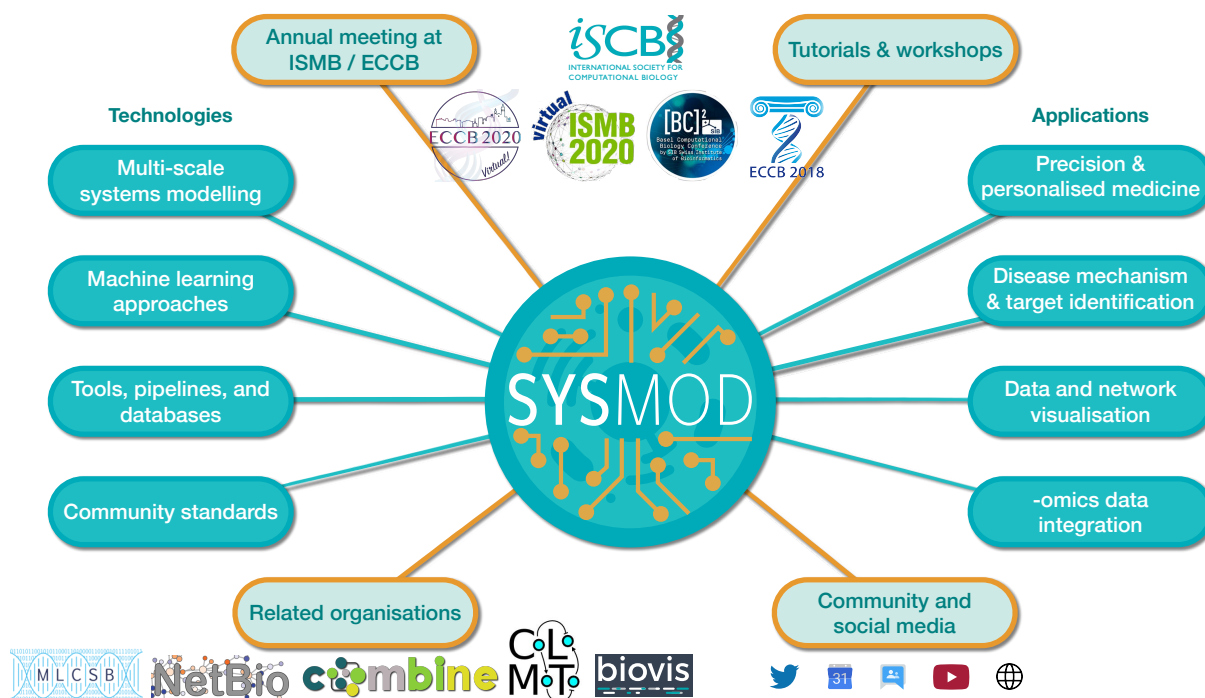


Figure 1 | Overview of the COSI SysMod. SysMod is an organisation within the International Society for Computational Biology (ISCB) that offers a variety of activities to its community, such as tutorials, workshops, and annual meetings as part of the conferences ISMB/ECCB. To this end, it provides various channels for communication, including popular social media platforms, and mailing lists. SysMod connects researchers from various fields whose expertise covers a plethora of topics on technologies and their applications. Many members of the SysMod community are active in related organisations, such as those shown to the bottom left.

model predictions and back.” In a joint session with the NetBio COSI, four additional presentations followed the next day.

3.2. Second annual meeting: Prague, 2017

The second annual SysMod meeting took place on July 22, 2017, during the European Conference on Computational Biology (ECCB)/ISMB in Prague, Czech Republic. A common theme spanning the three sessions was variability resulting from biological systems, experiments, and simulations. The talks were organised into three thematic sessions: (i) Accounting for uncertainty in modelling and simulation, (ii) Using modelling to understand gene regulation, signalling, and response to drugs, (iii) Genome-scale and multi-scale modelling. Two keynotes were delivered by (i) Rainer Breitling, University of Manchester, “Modelling in uncertain times,” and (ii) Jana Wolf, Max Delbrück Center

for Molecular Medicine, “Computational modelling of promoter occupancies in MYC-dependent gene regulation” (Lorenzin et al., 2016). The 13 speakers discussed how to maximise the accuracy and usefulness of computational models, given existing challenges. In 2017, SysMod accepted, for the first time, four proceedings papers (Cinquemani et al., 2017; Damiani et al., 2017; Kazeroonian et al., 2017; Pischel et al., 2017) out of 37 initial submissions.

3.3. Third annual meeting: Chicago, 2018

The third annual SysMod meeting took place on July 7, 2018, during the ISMB in Chicago, Illinois, and featured three sessions: (i) “Detailed models of individual cellular processes,” (ii) “Comprehensive models of cells and tissues,” and (iii) “Models of human physiology and disease.” Keynote presentations were delivered by (i) Andre Levchenko, Yale University, “Variability and phe-

notype selection in invasive cancer spread,” (ii) Peter Sorger, Harvard Medical School, “Trials, biomarkers, and data science,” and (iii) John Tyson, Virginia Tech, “The cell division cycle: a closed loop of switches embedded in switches” (Novak et al., 2018). The meeting also featured ten contributed talks, four lightning talks, and 33 posters. A recurrent theme was the need for multi-scale models to explain how to integrate emergent molecular behaviours and patterns into processes and data at multiple scales of biological organisation. Several presenters discussed how signal integration across different scales was critical to define the interactions among cellular processes, bacterial infection, and cancer spread. The meeting stimulated vibrant discussions on challenges in systems modelling, and the need for collaboration within the modelling community, in particular with regards to the development of comprehensive multi-scale models. This discussion called for further efforts to make modelling more modular, to improve the association of models with their underlying data and assumptions, and to verify models, thus rigorously improving accuracy.

3.4. Fourth annual meeting: Basel, 2019

The fourth annual SysMod meeting took place on July 22, 2019, during the ISMB in Basel, Switzerland, and comprised three sessions spanning human cells and disease modelling, systems biology of microorganisms, and current trends in the field. Each of the three sessions featured a keynote speaker: (i) Trey Ideker, University of California, San Diego, “Interpreting the cancer genome through physical and functional models of the cancer cell,” (ii) Edda Klipp, Humboldt-Universität zu Berlin, Germany, “Systematic integration of models and data for yeast growth, division and stress response” (Münzner et al., 2019), and (iii) Jörg Stelling, ETH Zürich, Switzerland “Systems analysis of cell-to-cell variability” (Azizoglu and Stelling, 2019). The first session, “Systems biology of human cells and diseases,” covered the following emerging themes: modelling approaches for personalised medicine, disease diagnosis and treatment, and approaches to investigate heterogeneity in healthy and diseased tissues, such as tumours or in immune responses. The second session, “Systems biology of microorganisms,” was centred around the theme

of using -omics data for integrative modelling of processes that are strongly interlinked at the cellular level, but measured separately at the population and single-cell levels. Further topics included computational tools for the analysis of -omics data and to predict metabolic interactions within microbial communities. The final session concluded the meeting with presentations on “Current trends in systems biology.” These presentations discussed various computational approaches to infer dynamical information such as protein-folding states, mutation pathways and rates from an ensemble of instantaneous data, i.e., one time-point data. Physical whole-cell models that can connect molecular structure with biological function were also discussed. Such models aim at predicting how changes at the molecular level propagate to alter function at the cellular level. Furthermore, these models can improve our understanding of how biological macromolecules behave inside cells while navigating a spectrum of specific and nonspecific interactions in the presence of a variety of electrolytes, osmolytes, and other small molecules. Further discussion included how modelling techniques, in combination with large-scale -omics data, facilitate the elucidation of biochemical regulation mechanisms.

3.5. Fifth annual meeting: “Virtual,” 2020

Due to the COVID-19 pandemic, the fifth annual SysMod meeting was held on July 13 to 14, 2020 as a virtual conference. The meeting featured three keynote speakers: (i) Paul François, McGill University, delivered the first keynote presentation, titled “Robotic mapping and generative modelling of cytokine responses.” In this talk, he described an evolutionary algorithm to identify features of antigenicity using high-throughput temporal cytokine profiling. (ii) Douglas Lauffenburger, Massachusetts Institute of Technology as the second keynote speaker, presented “Cross-species translation of biological information via computational systems modelling frameworks” (Brubaker et al., 2019), in which he outlined a systems biology- and machine learning approach to translate genetic and phenotypic information from animal models to humans for pre-clinical to clinical stages. (iii) Carolyn Cho, Merck, Inc., gave the third keynote presentation on the topic “Quantitative and Systems Pharmacology (QSP) and Model-Informed Drug

Development (MIDD) of a ‘Smart’ Insulin,” which can evaluate therapeutic modulation of its target and assist human dose prediction as well as the determination of its efficacy (Visser et al., 2020).

The first virtual SysMod meeting in 2020 discussed various modelling techniques, including flux balance analysis, machine learning, logical and kinetic modelling, combined with their application to a multitude of biological systems. The contributed presentations focused on constraint-based modelling of metabolic networks, organism-level modelling, novel methods for network modelling, and modelling of cell populations. In the first session, metabolic models were developed to rationalise strategies for (i) the optimisation of energy use, such as to identify alternative sources of reactive oxygen species, (ii) to optimise proteomic allocation, integrate different sources of information, and (iii) to identify a reduced genome for functional optimisation (Széliová et al., 2020). The second session on organism-level models included presentations on (i) a scalable model for prokaryote and human cells using a modular pipeline, (ii) a cross-inhibited Turing reaction-diffusion system to model the regeneration and homeostasis in planaria (Herath and Lobo, 2020), and (iii) the first mathematical model of cell cycle control in budding yeast that can exhibit sustained, autonomous oscillations through previously unknown network designs (Mondeel et al., 2020). These talks described the role of modelling in revealing underlying mechanistic insights by predicting novel molecular regulations.

Further presentations described how to infer missing information on kinase-substrate interactions using an electric circuit-based model for network propagation, and how loopy belief propagation with node belief updates can be used to investigate gene probability of being in specific states (Kotiang and Eslami, 2020). In the final session, studies using mixed cell populations in tissue and Peripheral Blood Mononuclear Cells (PBMCs) were presented. Single-cell RNA sequencing data of PBMCs was analysed using pathway activities measured by Boolean Omics Network Invariant-Time Analysis (BONITA, Palli et al., 2019). Also sorting, intercalation, and involution of tissue behaviours due to regulated cell adhesion were investigated using partial differential equations (Ko and Lobo, 2019). During the second day, a stochastic spatio-temporal model of DNA replication

that incorporates experimental genome structural data and protein mobility dynamics and probabilistic activation firing was presented (Windhager et al., 2019). The final talk presented a metric to exploit concepts of reliability engineering, elementary flux modes and minimal cut sets to calculate the robustness of *E. coli*, *Shigella*, *Salmonella*, and fungal genome-scale metabolic models (Libiseller-Egger et al., 2020). In this context, the amino acid metabolism was stated to be more fragile than the central carbon metabolism. Throughout the virtual SysMod meeting, PhD students and postdocs lively discussed efforts to integrate further -omics data aiming to improve mechanistic understanding of biological processes.

4. Highlights and outcomes

The various SysMod meetings had a substantial impact and the community and met with great interest (fig. 2 on the next page). The formats of scientific contributions varied between the years (fig. 2a on the following page), and the participation numbers steadily increased in the first four years, while remaining almost constant during COVID-19 (fig. 2b on the next page). High-quality contributions from the community, as well as keynote speakers from world-renowned institutes and the pharmaceutical industry, have undoubtedly helped to fuel this success.

Since 2018, the quality of SysMod contributions has been recognised through various awards. In 2018 in Chicago, Bhanwar Lal Puniya received the best poster award for his contribution to “Systems modelling of phenotypic plasticity of CD4+ T cell differentiation” (Puniya et al., 2018). In 2019 in Basel, three best poster awards recognised the contributions of young researchers: (i) Ulrike Münzner, “A Mechanistically detailed model of the cell cycle in *Saccharomyces cerevisiae*” (Münzner et al., 2019), (ii) Kazunari Kaizu, “Whole Cell Simulation of Bacteria from Genomic Sequence,” and (iii) José Américo N. Leva F. de Freitas, “Modelling gene regulatory networks in oncogene-induced senescence.” In 2020, the best three virtual posters were awarded to (i) Chaitra Sarathy, “Identifying characteristic features of metabolic states using Genome-Scale Metabolic Models” (Sarathy et al.,

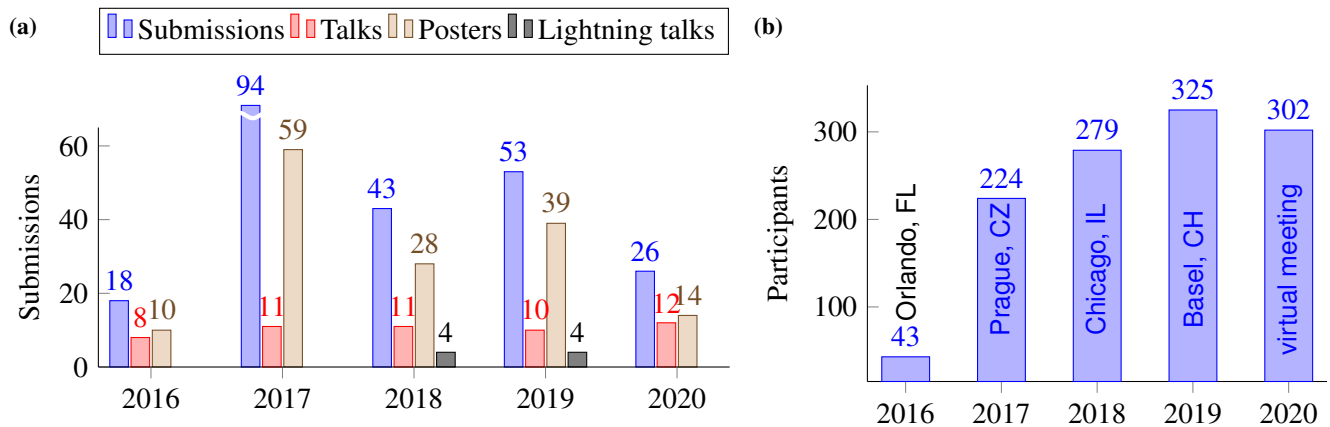


Figure 2 | Contributions and attendance of the SysMod annual meetings. (a) Numbers of keynotes, talks, lightning talks and posters contributed to the SysMod meetings. In 2018, the inception of the COSI for Machine Learning in Computational Systems Biology (MLCSB) enabled authors to submit their works to communities with specialised focus areas. (b) Numbers of registered conference participants of the SysMod meetings from 2016 to 2020.

2020), (ii) Narasimhan Balakrishnan, “Model reduction and optimal control for multicellular biological oscillator systems,” and (iii) Aurélien Pélissier, “Computational model reveals a stochastic mechanism behind germinal center clonal bursts” (Pelissier et al., 2020).

5. Related events and partnerships

In addition to the annual meeting, SysMod partners with other modelling communities to provide opportunities to engage in scientifically relevant events throughout the year. For example, during the BC2 conference in Basel in 2019, SysMod, in partnership with the Consortium for Logical Models and Tools (CoLoMoTo, colomoto.org; (Naldi et al., 2015), organised a workshop focused on developing guidelines and best practices for annotation and curation of logical models (Niarakis et al., 2020). During the ECCB in 2020, two additional SysMod-related events took place: (i) hands-on tutorial on modelling software tools (“Computational modelling of cellular processes: regulatory vs metabolic systems”) and (ii) the workshop on “Advances in computational modelling of cellular processes and high-performance computing” with the two SysMod coordinators, María Rodríguez Martínez and Jonathan R. Karr, as keynote speakers, and one SysMod coordinator, Anna Niarakis, as a

co-organiser. Additional public outreach activities include the monthly Online Cell Modelling Seminar organised by the Center for Reproducible Biomedical Modelling (reproduciblebiomodels.org/dissemination-training/seminar/), the hackathons and conferences on Integrative Collaborative modelling in systems Medicine (INCOME) organised by Jan Hasenauer, Wolfgang Müller, and Olaf Wolkenhauer (www.integrative-pathway-models.de), and the COVID-19 disease map initiative (Ostaszewski et al., 2020a,b) with its weekly online presentation series.

6. Conclusion

SysMod has grown to a vital element of the ISMB/ECCB, complementing an already wide range of bioinformatics topics with systems biology modelling. This integration is only possible thanks to a remarkably agile computational and systems biology community that presents and actively proposes and discusses the latest developments of the field. SysMod provides a unique platform for a wide range of related activities, through which its members benefit from a regular exchange.

The fundamental principle that brings together the SysMod community is the increasing interest in *mech-*

anistic computational models as the key to gain new *knowledge* about biological processes. The SysMod community focuses on models that explicitly include the principles of natural sciences, such as biophysics and thermodynamics, interaction mechanisms, or spatiotemporal dynamics. Models are developed as computational tools that incorporate a wide range of quantitative data to predict and understand how biological systems function. Driven by this core value, SysMod regularly fosters discussion among experts from various fields who contribute to transforming biology from a qualitative and descriptive scientific discipline to a quantitative science based on engineering and computational analysis. As such, SysMod has contributed to the development of systems biology as a young field. With regards to global challenges such as the COVID-19 pandemic or climate change, SysMod with its virtual and personal conferences and forums paves the way for the establishments of new forms of friendly and cooperative interactions, which will determine the future of our global networking.

A. Appendix

A.1. Authors' contributions

AD, TH, and JT drafted the first version of the manuscript, which was finalised with significant contributions from MBa, CC, JRK, AN, and MRM, as well as input from all authors. JRK designed the SysMod branding (incl. the logo, poster, and presentation templates, etc.) and created the website sysmod.info which has been hosted and maintained by AD with support by TH and JRK. MBa, LC, AD, CC, and JSR invited or interacted with the keynote speakers. AD, TH, and MBa interacted with the ISCB team. JRK and AD wrote the annual meeting reports to ISCB. AD, TH, and JRK managed and reviewed this COSI's finances. AD reviewed student travel fellowship applications and initiated the poster prizes. AD, JRK, and JT mainly interacted with the community via mailing lists, social media platforms, and online forums such as ISCB connect. Scientific contributions to the SysMod program were delivered by MBa, followed by JT, and CC, AD, JSR. JRK, AD, and LC gave opening speeches and TH, CC, and AD closed SysMod events with their remarks. AD, LC, TH, JRK, MBa, CC, AN, MRM, JSR, and JT chaired individual sessions during annual events. AD followed by LC as well as CC, TH, JRK, MRM, JSR, and JT acted as program chairs for annual events. All SysMod coordinators jointly reviewed submitted scientific contributions. All authors read and approved the final manuscript.

A.2. Acknowledgements

The authors thank the ISMB team, in particular, Diane E. Kovats and Steven Leard, for enormous support in the organisation of all SysMod events as well as Libera Lo Presti for feedback on this manuscript. Special thanks go to Nicolas Gambardella Le Novère (alumnus) for launching and driving SysMod during the early years.

A.3. Funding

MBa was supported by the Systems Biology Grant of the University of Surrey. AD was supported by infrastructural funding from the *Deutsche Forschungsgemeinschaft* (DFG, German Research Foundation), Cluster of Excellence EXC 2124 Controlling Microbes to Fight Infections. JRK was supported by National Institutes of Health (NIH) grant № 5R35GM119771. TH was supported by NIH grant № 5R35GM119770. MRM was supported by Horizon 2020 (H2020) grants № 826121, 765158, and 813545.

Conflict of interest: none declared.

A.4. Abbreviations

BioVis	Biological Data Visualisation
BONITA	Boolean Omics Network Invariant-Time Analysis
CoLoMoTo	Consortium for Logical Models and Tools
COVID-19	Corona Virus Disease 2019
COSI	Community of Special Interest
DFG	<i>Deutsche Forschungsgemeinschaft</i>
ECCB	European Conference on Computational Biology
EPFL	École Polytechnique Fédérale de Lausanne
ETH	Eidgenössische Technische Hochschule
H2020	Horizon 2020
INCOME	Integrative Collaborative modelling in systems Medicine
ISB	Institute for Systems Biology
ISCB	International Society for Computational Biology
ISMB	Intelligent Systems for Molecular Biology
MIDD	Model-Informed Drug Development
MLCSB	Machine Learning in Computational Systems Biology
NetBio	Network Biology
NIH	National Institutes of Health
PBMC	Peripheral Blood Mononuclear Cell
QSP	Quantitative and Systems Pharmacology
SIB	Swiss Institute of Bioinformatics
SysMod	Computational Modelling of Biological Systems
UCSD	University of California, San Diego

References

- Asli Azizoglu and Jörg Stelling. Controlling cell-to-cell variability with synthetic gene circuits, December 2019. ISSN 1470-8752. URL <https://pubmed.ncbi.nlm.nih.gov/31803907/>.
- Douglas K. Brubaker, Joao A. Paulo, Shikha Sheth, Emily J. Poulin, Olesja Popow, Brian A. Joughin, Samantha Dale Strasser, Alina Starchenko, Steven P. Gygi, Douglas A. Lauffenburger, and Kevin M. Haigis. Proteogenomic Network Analysis of Context-Specific KRAS Signaling in Mouse-to-Human Cross-Species Translation. *Cell Systems*, 9(3):258–270.e6, 2019. ISSN 2405-4712. doi:10.1016/j.cels.2019.07.006. URL <http://www.sciencedirect.com/science/article/pii/S2405471219302388>.
- Anirikh Chakrabarti, Ljubisa Miskovic, Keng Cher Soh, and Vassily Hatzimanikatis. Towards kinetic modeling of genome-scale metabolic networks without sacrificing stoichiometric, thermodynamic and physiological constraints. *Biotechnology journal*, 8(9):1043–1057, September 2013. ISSN 1860-7314. doi:10.1002/biot.201300091. URL <https://onlinelibrary.wiley.com/doi/abs/10.1002/biot.201300091>.
- Eugenio Cinquemani, Valérie Laroute, Muriel Cocaign-Bousquet, Hidde de Jong, and Delphine Ropers. Estimation of time-varying growth, uptake and excretion rates from dynamic metabolomics data. *Bioinformatics (Oxford, England)*, 33:i301–i310, July 2017. ISSN 1367-4811. doi:10.1093/bioinformatics/btx250. URL <https://academic.oup.com/bioinformatics/article/33/14/i301/3953965>.
- Chiara Damiani, Marzia Di Filippo, Dario Pescini, Davide Maspero, Riccardo Colombo, and Giancarlo Mauri. popFBA: tackling intratumour heterogeneity with Flux Balance Analysis. *Bioinformatics (Oxford, England)*, 33:i311–i318, July 2017. ISSN 1367-4811. doi:10.1093/bioinformatics/btx251. URL <https://academic.oup.com/bioinformatics/article/33/14/i311/3953966>.
- Samantha Herath and Daniel Lobo. Cross-inhibition of Turing patterns explains the self-organized regulatory mechanism of planarian fission. *Journal of Theoretical Biology*, 485:110042, 2020. ISSN 0022-5193. doi:10.1016/j.jtbi.2019.110042. URL <http://www.sciencedirect.com/science/article/pii/S0022519319304114>.
- Saheed Imam, Sascha Schäuble, Aaron N. Brooks, Nitin S. Baliga, and Nathan D. Price. Data-driven integration of genome-scale regulatory and metabolic network models. *Frontiers in Microbiology*, 6:409, 2015. ISSN 1664-302X. doi:10.3389/fmicb.2015.00409. URL <https://www.frontiersin.org/article/10.3389/fmicb.2015.00409>.
- Atefeh Kazeroonian, Fabian J. Theis, and Jan Hasenauer. A scalable moment-closure approximation for large-scale biochemical reaction networks. *Bioinformatics (Oxford, England)*, 33:i293–i300, July 2017. ISSN 1367-4811. doi:10.1093/bioinformatics/btx249. URL <https://academic.oup.com/bioinformatics/article/33/14/i293/3953964>.
- Jason M. Ko and Daniel Lobo. Continuous Dynamic Modeling of Regulated Cell Adhesion: Sorting, Intercalation, and Involution. *Biophysical Journal*, 117(11):2166–2179, December 2019. ISSN 0006-3495. doi:10.1016/j.bpj.2019.10.032. URL <https://doi.org/10.1016/j.bpj.2019.10.032>.
- Stephen Kotiang and Ali Eslami. A probabilistic graphical model for system-wide analysis of gene regulatory networks. *Bioinformatics*, 36(10):3192–3199, 2020. ISSN 1367-4803. doi:10.1093/bioinformatics/btaa122. URL <https://doi.org/10.1093/bioinformatics/btaa122>.
- Julian Libiseller-Egger, Ben Coltman, Matthias P. Gerstl, and Jürgen Zanghellini. Environmental flexibility does not explain metabolic robustness. Biorxiv preprint, bioRxiv, 2020. URL <http://biorxiv.org/lookup/doi/10.1101/2020.10.04.325407>. Publisher: Cold Spring Harbor Laboratory.
- Francesca Lorenzin, Uwe Benary, Apoorva Baluapuri, Susanne Walz, Lisa Anna Jung, Björn von Eyss, Caroline Kisker, Jana Wolf, Martin Eilers, and Elmar Wolf. Different promoter affinities account for specificity in MYC-dependent gene regulation, July 2016. ISSN 2050-084X. URL <https://pubmed.ncbi.nlm.nih.gov/27460974/>.
- Thierry D. G. A. Mondeel, Oleksandr Ivanov, Hans V. Westerhoff, Wolfram Liebermeister, and Matteo Barberis. Clb3-centered regulations are recurrent across distinct parameter regions in minimal autonomous cell cycle oscillator designs. *npj Systems Biology and Applications*, 6(1):8, April 2020. ISSN 2056-7189. doi:10.1038/s41540-020-0125-0. URL <https://www.nature.com/articles/s41540-020-0125-0>.
- Ulrike Münzner, Edda Klipp, and Marcus Krantz. A comprehensive, mechanistically detailed, and executable model of the cell division cycle in *Saccharomyces cerevisiae*. *Nature Communications*, 10(1):1308, March 2019. ISSN 2041-1723. doi:10.1038/s41467-019-08903-w. URL <https://www.nature.com/articles/s41467-019-08903-w>.
- Aurélien Naldi, Pedro T. Monteiro, Christoph Müssel, Consortium for Logical Models and Tools, Hans A. Kestler, Denis Thieffry, Ioannis Xenarios, Julio Saez-Rodriguez, Tomáš Helikar, and Claudine Chaouiya. Cooperative development of logical modelling standards and tools with CoLoMoTo. *Bioinformatics*, 31:1154–1159, April 2015. ISSN 1367-4811. doi:10.1093/bioinformatics/btv013.

- Anna Niarakis, Martin Kuiper, Marek Ostaszewski, Rahuman S. Malik Sheriff, Cristina Casals-Casas, Denis Thieffry, Tom C. Freeman, Paul Thomas, Vasundra Touré, Vincent Noël, Gautier Stoll, Julio Saez-Rodriguez, Aurélien Naldi, Eugenia Os-hurko, Ioannis Xenarios, Sylvain Soliman, Claudine Chaouiya, Tomáš Helikar, and Laurence Calzone. Setting the basis of best practices and standards for curation and annotation of logical models in biology-highlights of the [BC]2 2019 CoLo-MoTo/SysMod Workshop. *Briefings in bioinformatics*, April 2020. ISSN 1477-4054. doi:10.1093/bib/bbaa046. URL <https://academic.oup.com/bib/article-abstract/doi/10.1093/bib/bbaa046/5822935>.
- Bela Novak, Frank Stefan Heldt, and John J. Tyson. Genome stability during cell proliferation: A systems analysis of the molecular mechanisms controlling progression through the eukaryotic cell cycle. *Current Opinion in Systems Biology*, 9: 22–31, 2018. ISSN 2452-3100. doi:10.1016/j.coisb.2018.02.004. URL <http://www.sciencedirect.com/science/article/pii/S2452310017302184>.
- Marek Ostaszewski, Alexander Mazein, Marc E. Gillespie, Inna Kuperstein, Anna Niarakis, Henning Hermjakob, Alexander R. Pico, Egon L. Willighagen, Chris T. Evelo, Jan Hasenauer, Falk Schreiber, Andreas Dräger, Emek Demir, Olaf Wolkenhauer, Laura I. Furlong, Emmanuel Barillot, Joaquin Dopazo, Aurelio Orta-Resendiz, Francesco Messina, Alfonso Valencia, Akira Funahashi, Hiroaki Kitano, Charles Auffray, Rudi Balling, and Reinhard Schneider. COVID-19 Disease Map, building a computational repository of SARS-CoV-2 virus-host interaction mechanisms. *Scientific Data*, 7(1):136, May 2020a. ISSN 2052-4463. doi:10.1038/s41597-020-0477-8. URL <https://doi.org/10.1038/s41597-020-0477-8>.
- Marek Ostaszewski, Anna Niarakis, Alexander Mazein, Inna Kuperstein, Robert Phair, Aurelio Orta-Resendiz, Vidisha Singh, Sara Sadat Aghamiri, Marcio Luis Acencio, Enrico Glaab, Andreas Ruepp, Gisela Fobo, Corinna Montrone, Barbara Brauner, Goar Frishman, Luis Cristóbal Monraz Gómez, Julia Somers, Matti Hoch, Shailendra Kumar Gupta, Julia Scheel, Hanna Borlinghaus, Tobias Czauderna, Falk Schreiber, Arnau Montagud, Miguel Ponce de Leon, Akira Funahashi, Yusuke Hiki, Noriko Hiroi, Takahiro G. Yamada, Andreas Dräger, Alina Renz, Muhammad Naveez, Zsolt Bocskei, Francesco Messina, Daniela Börnigen, Liam Fergusson, Marta Conti, Marius Rameil, Vanessa Nakonecni, Jakob Vanhoefer, Leonard Schmiester, Muying Wang, Emily E. Ackerman, Jason E. Shoemaker, Jeremy Zucker, Kristie L. Oxford, Jeremy Teuton, Ebru Kocakaya, Gökçe Yağmur Summak, Kristina Hanspers, Martina Kutmon, Susan Coort, Lars Eijssen, Friederike Ehrhart, Rex D. A. B., Denise Slenter, Marvin Martens, Robin Haw, Bijay Jassal, Lisa Matthews, Marija Orlic-Milacic, Andrea Senff-Ribeiro, Karen Rothfels, Veronica Shamovsky, Ralf Stephan, Cristoffer Sevilla, Thawfeek Mohamed Varusai, Jean-Marie Ravel, Rupsha Fraser, Vera Ortseifen, Silvia Marchesi, Piotr Gawron, Ewa Smula, Laurent Heirendt, Venkata Satagopam, Guanming Wu, Anders Rittuta, Martin Golebiewski, Stuart Owen, Carole Goble, Xiaoming Hu, Rupert Overall, Dieter Maier, Angela Bauch, John A. Bachman, Benjamin M. Gyori, Carlos Vega, Valentin Grouès, Miguel Vazquez, Pablo Porras, Luana Licata, Marta Iannuccelli, Francesca Sacco, Denes Turei, Augustin Luna, Ozgun Babur, Sylvain Soliman, Alberto Valdeolivas, Marina Esteban-Medina, Maria Peña Chilet, Tomáš Helikar, Bhanwar Lal Puniya, Anastasia Nesterova, Anton Yuryev, Anita de Waard, Dezso Modos, Agatha Treveil, Marton Laszlo Olbei, Bertrand De Meulder, Aurélien Naldi, Aurélien Dugourd, Vincent Noël, Laurence Calzone, Chris Sander, Emek Demir, Tamas Korcsmaros, Tom C. Freeman, Franck Augé, Jacques S. Beckmann, Jan Hasenauer, Olaf Wolkenhauer, Egon Willighagen, Alexander R. Pico, Chris Evelo, Marc Gillespie, Lincoln D. Stein, Henning Hermjakob, Peter D’Eustachio, Julio Saez-Rodriguez, Joaquin Dopazo, Alfonso Valencia, Hiroaki Kitano, Emmanuel Barillot, Charles Auffray, Rudi Balling, Reinhard Schneider, and the COVID-19 Disease Map Community. COVID-19 Disease Map, a computational knowledge repository of SARS-CoV-2 virus-host interaction mechanisms. Technical report, bioRxiv, October 2020b. URL <https://www.biorxiv.org/content/early/2020/10/28/2020.10.26.356014>.
- Rohith Palli, Mukta G. Palshikar, and Juilee Thakar. Executable pathway analysis using ensemble discrete-state modeling for large-scale data. *PLoS computational biology*, 15:e1007317, September 2019. ISSN 1553-7358. doi:10.1371/journal.pcbi.1007317.
- Aurélien Pelissier, Youcef Akrouf, Katharina Jahn, Jack Kuipers, Ulf Klein, Niko Beerenwinkel, and María Rodríguez Martínez. Computational Model Reveals a Stochastic Mechanism behind Germinal Center Clonal Bursts. *Cells*, 9(6):1448, June 2020. doi:10.3390/cells9061448. URL <https://www.mdpi.com/2073-4409/9/6/1448>.
- Dennis Pischel, Kai Sundmacher, and Robert J. Flasig. Efficient simulation of intrinsic, extrinsic and external noise in biochemical systems. *Bioinformatics (Oxford, England)*, 33:i319–i324, July 2017. ISSN 1367-4811. doi:10.1093/bioinformatics/btx253. URL <https://academic.oup.com/bioinformatics/article/33/14/i319/3953968>.
- Bhanwar Lal Puniya, Robert G. Todd, Akram Mohammed, Debrah M. Brown, Matteo Barberis, and Tomáš Helikar. A Mechanistic Computational Model Reveals That Plasticity of CD4+ T Cell Differentiation Is a Function of Cytokine Composition and Dosage. *Frontiers in Physiology*, 9, August 2018. ISSN 1664-042X. doi:10.3389/fphys.2018.00878. URL <https://www.ncbi.nlm.nih.gov/pmc/articles/PMC6083813/>.
- Chaitra Sarathy, Martina Kutmon, Michael Lenz, Michiel E. Adriaens, Chris T. Evelo, and Ilja C.W. Arts. EFMviz: A COBRA Toolbox Extension to Visualize Elementary Flux Modes in Genome-Scale Metabolic Models. *Metabolites*, 10(2), February 2020. ISSN 2218-1989. doi:10.3390/metabo10020066. URL <https://www.ncbi.nlm.nih.gov/pmc/articles/PMC7074156/>.

Diana Széliová, David E. Ruckerbauer, Sarah N. Galleguillos, Lars B. Petersen, Klaus Natter, Michael Hanscho, Christina Troyer, Tim Causon, Harald Schoeny, Hanne B. Christensen, Dong-Yup Lee, Nathan E. Lewis, Gunda Koellensperger, Stephan Hann, Lars K. Nielsen, Nicole Borth, and Jürgen Zanghellini. What CHO is made of: Variations in the biomass composition of Chinese hamster ovary cell lines. *Metabolic Engineering*, 61:288–300, 2020. ISSN 1096-7176. doi:10.1016/j.ymben.2020.06.002. URL <http://www.sciencedirect.com/science/article/pii/S1096717620301014>.

Sandra A.G. Visser, Bhargava Kandala, Craig Fancourt, Alexander W. Krug, and Carolyn R. Cho. A model-informed drug discovery and development strategy for the novel glucose-responsive insulin mk-2640 enabled rapid decision making. *Clinical Pharmacology & Therapeutics*, 107(6):1296–1311, 2020. doi:10.1002/cpt.1729. URL <https://ascpt.onlinelibrary.wiley.com/doi/abs/10.1002/cpt.1729>.

Jonas Windhager, Amelia Paine, Patroula Nathanailidou, Eve Tasiudi, María Rodríguez Martínez, Zoi Lygerou, John Lygeros, and Maria Anna Rapsomaniki. A stochastic hybrid model for DNA replication incorporating protein mobility dynamics. Biorxiv preprint, bioRxiv, March 2019. URL <https://biorxiv.org/lookup/doi/10.1101/583187>.