

SUPPORTING INFORMATION

Microwave-assisted synthesis of lanthanide coordination polymers with 2-bromobenzoic acid as ligand from hexa-lanthanide molecular precursors.

Haiyun Yao^{a,b}, Guillaume Calvez^{a,*}, Carole Daiguebonne^{a,*}, Yan Suffren^a, Kevin Bernot^a and Olivier Guillou^a

^aUniv Rennes, INSA Rennes, CNRS UMR 6226 "Institut des Sciences Chimiques de Rennes", F-35708 Rennes, France.

^bPresent address: School of Opto-electronic Engineering, Zaozhuang University, Zaozhuang 277160, China.

* To whom correspondence should be addressed.

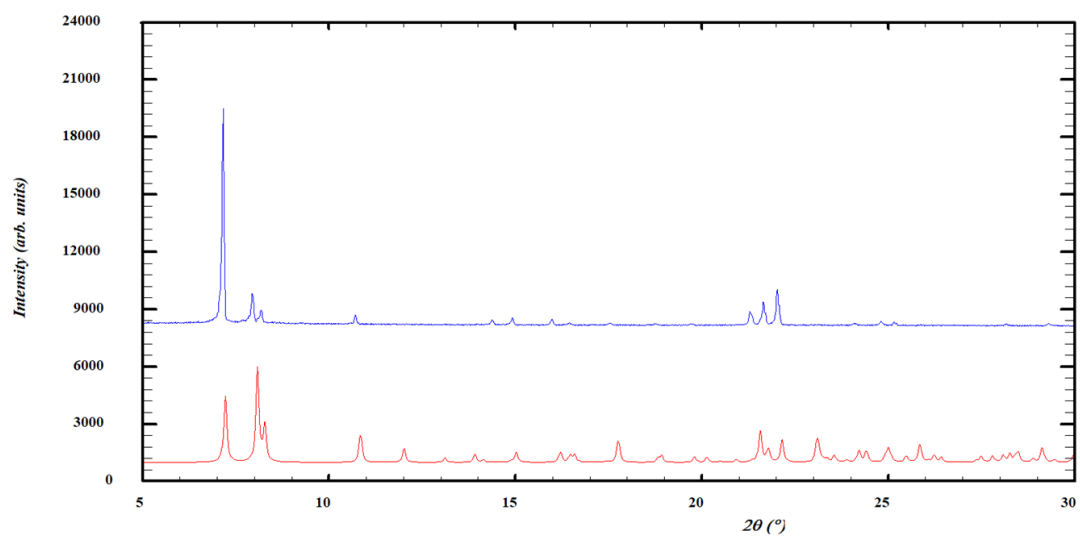


Figure S1. Experimental X-ray powder diffraction pattern of $[\text{Tb}(2\text{-bb})_3]_\infty$ (top) and calculated from the crystal structure X-ray powder diffraction diagram of $[\text{Dy}(2\text{-bb})_3]_\infty$ (bottom).

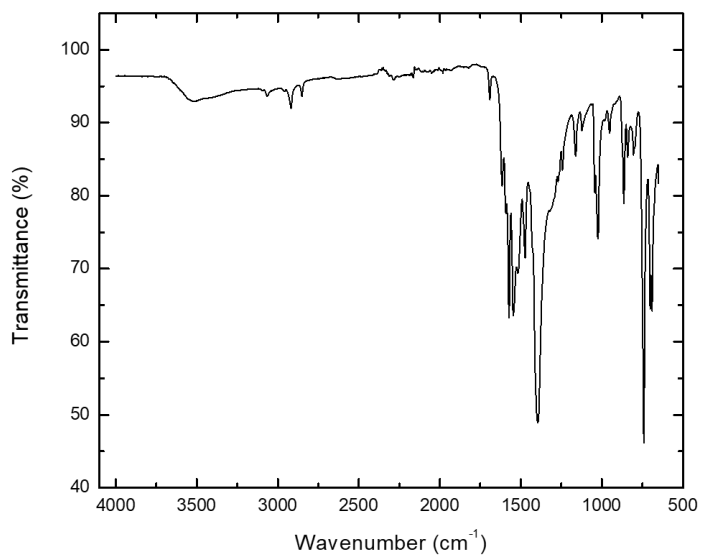


Figure S2. IR spectrum of $[\text{Tb}(2\text{-bb})_3]_\infty$.

Table S1. Metallic relative contents in $[\text{Y}_x\text{Tb}_{1-x}(\text{2-bb})_3]_\infty$ and $[\text{Eu}_x\text{Tb}_{1-x}(\text{2-bb})_3]_\infty$ with $0.1 \leq x \leq 0.5$.

x	$[\text{Y}_x\text{Tb}_{1-x}(\text{2-bb})_3]_\infty$ Y^{3+} (%)	Tb^{3+} (%)
0.1	9(2)	91(2)
0.15	16(2)	84(2)
0.3	28(2)	72(2)
0.5	56(2)	44(2)

x	$[\text{Eu}_x\text{Tb}_{1-x}(\text{2-bb})_3]_\infty$ Eu^{3+} (%)	Tb^{3+} (%)
0.1	8(2)	92(2)
0.15	12(2)	88(2)
0.3	28(2)	72(2)
0.5	48(2)	52(2)

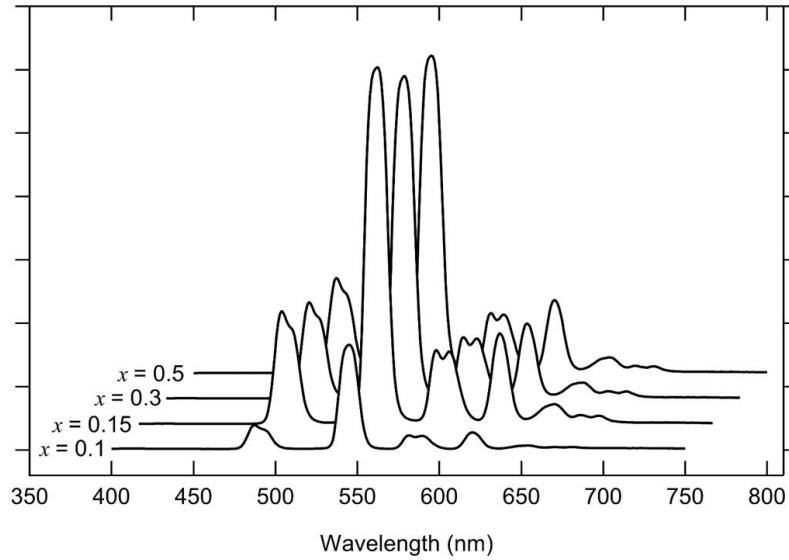


Figure S3. Room temperature solid state emission spectra of $[\text{Y}_x\text{Tb}_{1-x}(\text{2-bb})_3]_\infty$ with $0.1 \leq x \leq 0.5$ ($\lambda_{\text{exc}} = 295$ nm).