



HAL
open science

MOBSTER - IV. Detection of a new magnetic B-type star from follow-up spectropolarimetric observations of photometrically selected candidates

A. David-Uraz, M. E. Shultz, V. Petit, D. M. Bowman, C. Erba, R. A. Fine, C. Neiner, H. Pablo, J. Sikora, A. Ud-Doula, et al.

► **To cite this version:**

A. David-Uraz, M. E. Shultz, V. Petit, D. M. Bowman, C. Erba, et al.. MOBSTER - IV. Detection of a new magnetic B-type star from follow-up spectropolarimetric observations of photometrically selected candidates . Monthly Notices of the Royal Astronomical Society, 2021, 504, pp.4841-4849. 10.1093/mnras/stab899 . hal-03502252

HAL Id: hal-03502252

<https://hal.science/hal-03502252>

Submitted on 16 Aug 2022

HAL is a multi-disciplinary open access archive for the deposit and dissemination of scientific research documents, whether they are published or not. The documents may come from teaching and research institutions in France or abroad, or from public or private research centers.

L'archive ouverte pluridisciplinaire **HAL**, est destinée au dépôt et à la diffusion de documents scientifiques de niveau recherche, publiés ou non, émanant des établissements d'enseignement et de recherche français ou étrangers, des laboratoires publics ou privés.

MOBSTER – IV. Detection of a new magnetic B-type star from follow-up spectropolarimetric observations of photometrically selected candidates[★]

A. David-Uraz¹,^{2,3,†} M. E. Shultz,¹ V. Petit¹, D. M. Bowman⁴, C. Erba,¹ R. A. Fine,¹ C. Neiner⁵,⁶ H. Pablo⁶, J. Sikora,⁷ A. ud-Doula⁸ and G. A. Wade⁹

¹Department of Physics and Astronomy, and Bartol Research Institute, University of Delaware, Newark, DE 19716, USA

²Department of Physics and Astronomy, Howard University, Washington, DC 20059, USA

³Center for Research and Exploration in Space Science and Technology, and X-ray Astrophysics Laboratory, NASA/GSFC, Greenbelt, MD 20771, USA

⁴Institute of Astronomy, KU Leuven, Celestijnenlaan 200D, B-3001 Leuven, Belgium

⁵LESIA, Paris Observatory, PSL University, CNRS, Sorbonne University, Université de Paris, 5 place Jules Janssen, F-92195 Meudon, France

⁶American Association of Variable Star Observers, 49 Bay State Rd., Cambridge, MA 02138, USA

⁷Department of Physics and Astronomy, Bishop's University, Sherbrooke, QC J1M 1Z7, Canada

⁸Penn State Scranton, 120 Ridge View Drive, Dunmore, PA 18512, USA

⁹Department of Physics and Space Physics, Royal Military College of Canada, PO Box 17000, Kingston, ON K7K 7B4, Canada

Accepted 2021 March 23. Received 2021 March 19; in original form 2020 April 20

ABSTRACT

In this paper, we present results from the spectropolarimetric follow-up of photometrically selected candidate magnetic B stars from the MOBSTER (Magnetic OB[A] Stars with *TESS*: probing their Evolutionary and Rotational properties) project. Out of four observed targets, one (HD 38170) is found to host a detectable surface magnetic field, with a maximum longitudinal field measurement of 105 ± 14 G. This star is chemically peculiar and classified as an α^2 CVn variable. Its detection validates the use of the *Transiting Exoplanet Survey Satellite* (*TESS*) to perform a photometric selection of magnetic candidates. Furthermore, upper limits on the strength of a putative dipolar magnetic field are derived for the remaining three stars, and we report the discovery of a previously unknown spectroscopic binary system, HD 25709. Finally, we use our non-detections as case studies to further inform the criteria to be used for the selection of a larger sample of stars to be followed up using high-resolution spectropolarimetry.

Key words: techniques: photometric – techniques: polarimetric – techniques: spectroscopic – stars: early-type – stars: magnetic field – stars: rotation.

1 INTRODUCTION

It has been well established by large spectropolarimetric surveys that there exists a distinct population of magnetic OBA stars, with an incidence of roughly 10 per cent (e.g. Donati & Landstreet 2009; Wade et al. 2016a; Grunhut et al. 2017; Schöller et al. 2017; Sikora et al. 2019a). A key feature of this population is a lack of correlation between magnetic and stellar properties (Shultz et al. 2019b), and there is still much debate surrounding the formation mechanism of these magnetic fields (e.g. Schneider et al. 2016; Villebrun et al. 2019). The evolution of the magnetic field is also poorly constrained, although there are preliminary indications that the usual assumption of flux conservation might not hold at higher masses (Landstreet et al. 2007, 2008; Fossati et al. 2016; Shultz et al. 2019b).

The main hindrance to answering these fundamental questions resides in small number statistics, especially for the more massive magnetic stars: to date, there are only 11 known magnetic O-type stars (Petit et al. 2013; Fossati et al. 2016) and less than 100 known magnetic early B-type stars (Shultz et al. 2018b). Given the large cost of spectropolarimetry, we propose that the potential of blind surveys to significantly increase this sample has effectively reached its limit. Targeted efforts relying on indirect magnetic diagnostics to build up candidate lists yield much higher detection rates (Buysschaert et al. 2018), although for fainter stars, the confirmation of their magnetic status might require the development of next-generation spectropolarimeters equipped on 10-m class telescopes. Such diagnostics include $H\alpha$ or Brackett line emission (e.g. Walborn 1974; Eikenberry et al. 2014), rotationally modulated photometry (e.g. Bagnulo et al. 2020; Munoz et al. 2020), chemical peculiarities and rotational modulation due to chemical spots (Babcock 1958), and the presence of specific spectral features such as the peculiar C III/N III emission complex in the optical spectra of Of?p spectral class stars (Walborn 1972; Grunhut et al. 2017). Additionally, high-precision photometric missions such as the *Transiting Exoplanet Survey Satellite* (*TESS*; Ricker et al. 2015) play an instrumental role in identifying such magnetic candidates, through the detection of periodic signals associated with rotation. The MOBSTER (Magnetic OB[A] Stars with *TESS*: probing their Evolutionary and Rotational

[†] E-mail: alexandre.daviduraz@howard.edu

[★] This work is based on observations collected at the Canada–France–Hawaii Telescope (CFHT) which is operated by the National Research Council (NRC) of Canada, the Institut National des Sciences de l'Univers of the Centre National de la Recherche Scientifique (CNRS) of France, and the University of Hawaii. The observations at the CFHT were performed with care and respect from the summit of Maunakea which is a significant cultural and historic site.

properties) Collaboration¹ was formed to leverage *TESS* for this specific purpose.

This paper presents the first new magnetic detection achieved by the MOBSTER Collaboration and establishes the bases for its ongoing efforts to perform targeted spectropolarimetric surveys of massive and intermediate-mass magnetic candidates. In Section 2, we describe the photometric observations that were used and the analysis that was performed to select candidates. Section 3 describes the follow-up spectropolarimetry of four of these candidates and details the results of our magnetometric analysis. Finally, in Section 4, we discuss our results and draw conclusions about the directions our work will take moving forward.

2 PHOTOMETRY

2.1 Observations

Photometric observations were obtained by *TESS*. In the context of this mission, the sky is divided into ‘sectors’ that are observed for 27.4 d. Most objects lie within only one sector, although there is some overlap between the sectors (especially toward the ecliptic poles) leading to some objects being observed for a longer temporal baseline.

The *TESS* bandpass is broad, covering wavelengths between about 600 and 1000 nm. While about half a billion point sources are included in the *TESS* Input Catalog (TIC; Stassun et al. 2018, 2019) and thus appear in the 30-min cadence full-frame images (FFIs), the Candidate Target List (CTL) contains a subset of priority objects to be observed in 2-min cadence. The *TESS* Science Processing Operations Center (SPOC; Jenkins et al. 2016) releases reduced light curves based on the 2-min cadence data at the Mikulski Archive for Space Telescopes (MAST).² While this reduction is optimized for exoplanet detection and certain stellar signals might therefore be suppressed (especially longer duration signals in hot stars, with periods greater than several days; e.g. Barron et al. 2020), it remains a useful resource for an efficient first-pass effort at identifying candidate magnetic stars. However, its usefulness might be biased towards shorter periods; therefore, reprocessing of 30-min cadence data will be necessary, especially for earlier type magnetic stars, which tend to have longer rotation periods due to magnetic spin-down (ud-Doula, Owocki & Townsend 2009).

2.2 Target selection

We retrieved 2-min cadence light curves from MAST for objects identified as B-type stars in the SIMBAD data base that were observed by *TESS* in Sectors 1–6. We then performed a Lomb–Scargle frequency analysis of these light curves (Lomb 1976; Scargle 1982) and identified potential rotational modulation signals in a subset of them based on the criteria laid out by Balona (2013) and adopted by Sikora et al. (2019b): specifically, the detection of a significant peak within a range of frequency consistent with rotation

(less than about 4 d^{-1} , based on the range of critical rotation rates of B-type stars), with a secondary criterion involving the presence of at least one harmonic³ (although the absence of a harmonic does not eliminate a candidate outright, especially if its signal appears roughly sinusoidal and reliably repeatable, as in the case of HD 30963, presented below).

Given the potential confusion between rotational and orbital signals, especially in the case of ellipsoidal variations, a thorough literature search led to the elimination of known binaries with periods corresponding to those of the suspected rotational modulation signals (or close binaries with unknown periods, which should at the very least be followed up with spectroscopy first before being considered for spectropolarimetric follow-up), as well as known magnetic stars (and stars for which previous spectropolarimetric observations had not yielded a significant magnetic detection). Stars in crowded fields with signals of ambiguous origin were also discarded.

The final target list contained seven high-probability magnetic candidates. Out of these seven stars, four were observed with follow-up spectropolarimetry from the Canada–France–Hawaii Telescope (CFHT) during the 2019B semester. These stars are listed in Table 1, along with their putative *TESS* rotational period. Their light curves (detrended following the procedure described by Bowman et al. 2018), which show similarities with those of known magnetic stars (e.g. David-Uraz et al. 2019), and the associated Lomb–Scargle periodograms are shown in Fig. 1.

3 SPECTROPOLARIMETRY

3.1 Observations

Each target was observed with the Echelle SpectroPolarimetric Device for the Observation of Stars (ESPaDOoS; Donati et al. 2006) at the CFHT, as part of observing program 19BC34 (PI: David-Uraz). This instrument has a high resolving power ($R \sim 65\,000$) and covers a wavelength range of about 3600–10 000 Å. Data reduction was performed using the UPENA pipeline (Martoli, Teeple & Manset 2011), which is based on the LIBRE-ESPRIT reduction package (Donati et al. 1997). It yields integrated spectra (Stokes I parameter), as well as circularly polarized spectra (Stokes V parameter), which are sensitive to the Zeeman effect (e.g. Landi Degl’Innocenti & Landolfi 2004), thus allowing us to detect and measure astrophysical magnetic fields.

Each complete observation consists of four subexposures, each corresponding to a different angle of the Fresnel rhombs, and their combination can produce each of the aforementioned spectra, as well as two diagnostic nulls (N), which characterize the level of noise and allow us to identify potential spurious signals in the Stokes V spectrum. The number of observations per target and exposure times are detailed in Table 1, while the longitudinal field measurement and signal-to-noise ratio (S/N) achieved for each observation appear in Table 2. It should be noted that for two of the four observations of HD 25709, only two subexposures were obtained, which means that they are not accompanied by a diagnostic null and that the removal of systematics is less effective for these observations.

³While these criteria might appear somewhat generic, more quantitative criteria can only be derived a posteriori, as an increasing number of magnetic detections is accomplished, by comparing the characteristics of the magnetic population to the rest of the studied sample.

¹This collaboration seeks to characterize the photometric variability of known magnetic stars (e.g. David-Uraz et al. 2019) and conversely to identify magnetic candidates from photometry, with the eventual goal of determining the rotational (e.g. Sikora et al. 2019b) and evolutionary (e.g. Shultz et al. 2019c) properties of the subpopulation of OBA stars with detectable magnetic fields on their surfaces.

²<https://archive.stsci.edu/missions-and-data/transiting-exoplanet-survey-satellite-tess>

Table 1. Table of the targets and observational information. The first two columns provide identifiers, both in the HD and TIC (Stassun et al. 2019) catalogues, and the third column lists the *TESS* sectors in which each target was observed. Column 4 lists the measured fundamental (in cases where harmonics are detected) photometric period, assessed to be of rotational origin (with the uncertainty on the last digit in parentheses). Columns 5–7 list their spectral types, effective temperatures, and magnitudes in the *V* band (with the reference for T_{eff} provided in the last column). Finally, columns 8 and 9 indicate the number of spectropolarimetric observations obtained for each star, as well as the integration time for each subexposure. It should be noted that two observations of HD 25709 consisted of only two subexposures (rather than the usual four), and can therefore not yield diagnostic nulls for comparison to their Stokes *V* profiles.

HD	TIC no.	Sector(s)	Period (d)	Spectral type	T_{eff} (kK)	<i>V</i> (mag)	N_{obs}	t_{exp} (s)	Reference (T_{eff})
25709	34199198	5	2.554(1)	B9V	9.9	7.98	4	859	McDonald, Zijlstra & Boyer (2012)
30963	9355205	5	3.9892(9)	B9III	11.5	7.23	3	318	Monier et al. (2019)
32686	213104118	5	1.2336(4)	B4II/III	14.2	6.03	2	793	Soubiran et al. (2016)
38170	140288359	5, 6	2.76618(4)	B9.5V	10.3	5.28	2	168	Hempel & Holweger (2003)

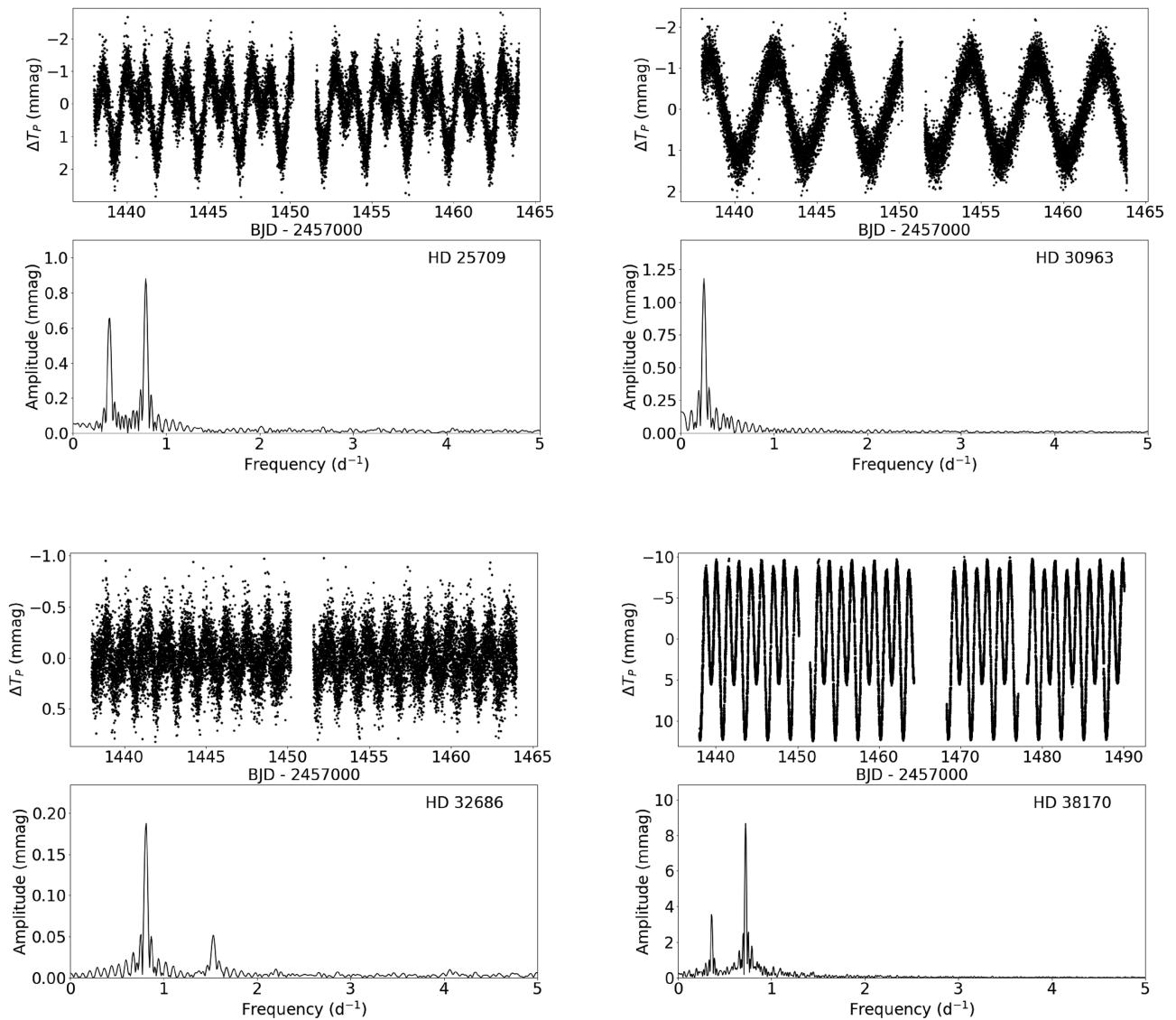


Figure 1. Detrended *TESS* light curves (differential *TESS* instrumental magnitude, on the y-axis, with the zero-point corresponding to the average brightness, versus date on the x-axis) and associated Lomb–Scargle periodograms for all four targets selected for spectropolarimetric follow-up and observed by CFHT. Note that the latter are given in amplitude rather than power (with the amplitude A given by $A = 2\sqrt{P/N}$, where P is the unnormalized power output by the autopower function of the `astropy.stats.LombScargle` class in PYTHON and N is the number of points in the light curve) to enable easier comparison and signal identification with the light curves above.

Table 2. Observing log (spectropolarimetric data). For each observation, the HD number, date (in the format MHJD \equiv HJD – 2450000), and observation identifier are provided (columns 1, 2, and 3) together with the peak signal-to-noise ratio (S/N) in the Stokes I spectrum, per spectral pixel (column 6). The computed longitudinal field measurement (B_z) and detection status (‘DET’, see Section 3.2; N corresponds to a non-detection while M denotes a marginal detection and D corresponds to a definite detection) are indicated in columns 4 and 5, respectively. An asterisk (*) next to the HD number corresponds to an observation for which only two subexposures were obtained; thus these observations do not have a diagnostic null. Finally, the results for HD 25709 are designated as HD 25709A (for the primary in our binary analysis) and HD 25709B (for the secondary), with the longitudinal field being measured from disentangled least-squares deconvolution (LSD) profiles.

HD	MHJD	ObsID	B_z (G)	DET?	S/N
25709A	8744.05269	2437131p	69 ± 51	N	552
25709A*	8804.91663	2460018p	-145 ± 161	N	248
25709A*	8806.92018	2460205p	5 ± 178	M	223
25709A	8806.98866	2460207p	24 ± 133	N	223
25709B	8744.05269	2437131p	0 ± 29	N	552
25709B*	8804.91663	2460018p	12 ± 83	N	248
25709B*	8806.92018	2460205p	-46 ± 101	N	223
25709B	8806.98866	2460207p	192 ± 75	N	223
30963	8743.13423	2436982p	5 ± 16	N	461
30963	8807.01889	2460211p	-13 ± 28	N	271
30963	8807.03561	2460215p	-16 ± 23	N	327
32686	8744.09261	2437135p	21 ± 13	N	1267
32686	8807.06450	2460219p	-39 ± 21	N	837
38170	8741.14509	2436777p	-6 ± 25	D	458
38170	8743.14585	2436986p	105 ± 14	D	685

3.2 Analysis

For each star, we obtained spectral line lists using the most up-to-date version of the Vienna Atomic Line Database (VALD3⁴; Piskunov et al. 1995; Ryabchikova et al. 1997, 2015; Kupka et al. 1999, 2000). Details about the abundances and stellar parameters used are in the following subsections. Using dedicated IDL routines, we then normalized the spectra to the continuum and constructed line masks to perform least-squares deconvolution (LSD; Donati et al. 1997), a multiline technique that increases the S/N of the Stokes V signatures upon which our magnetometric analysis is computed. Hydrogen lines were excluded, as they violate the assumption of line self-similarity required by the LSD algorithm, as well as lines severely blended with hydrogen and lines contaminated by telluric absorption.

Once the LSD profiles were computed using the iLSD routine (Kochukhov, Makaganiuk & Piskunov 2010), we calculated the disc-averaged longitudinal field using the first-order moment method (e.g. Wade et al. 2000) and we also calculated false alarm probabilities (FAPs) as discussed by Donati et al. (1997): a FAP computed on the Stokes V profile within the bounds of the LSD profile of less than 10^{-5} is considered to correspond to a definite detection (DD), while a FAP between 10^{-3} and 10^{-5} constitutes a marginal detection (MD); anything higher is considered a non-detection (ND). Longitudinal field measurements and results of the FAP determinations are presented in Table 2.

⁴<http://vald.astro.uu.se/>

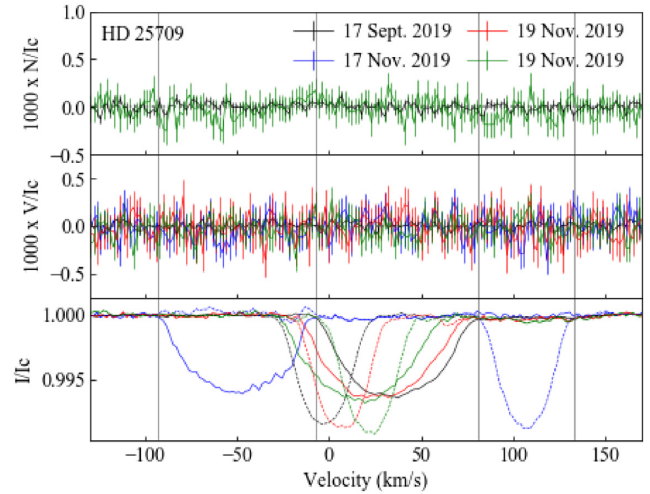


Figure 2. Disentangled LSD Stokes I (bottom) profiles of both components of HD 25709 (the primary is shown with a solid line, and the secondary with a dashed line), shown with the non-disentangled Stokes V profiles (middle) and the diagnostic nulls (top), for four different (colour coded) observations (except for two diagnostic nulls that were not available). Thin vertical lines correspond to the integration ranges used for magnetometric analysis, here represented for the best separated profiles for each component. All Stokes V profiles are consistent with non-detections, while the Stokes I profiles obviously show the SB2 nature of this system.

Finally, we also perform a Bayesian analysis (as described by Petit & Wade 2012), using unconstrained rotational phases, to determine the surface field strengths that are compatible with the obtained LSD Stokes V profiles assuming an oblique global dipolar field configuration (Stibbs 1950) and marginalizing⁵ the probability density function over the geometric parameters (inclination and obliquity). The results are presented in each individual subsection below.

3.3 Results

3.3.1 HD 25709

HD 25709 is a poorly studied object, with very few mentions in the literature. Classified as a B9V star by Houk & Swift (1999), an examination of the ESPaDOnS spectra reveals it to be an SB2 binary (see Fig. 2). Using a line list computed assuming solar abundances and the published values of T_{eff} and $\log g$ (McDonald et al. 2012), we extracted LSD profiles for each observation with a single mask, fitting the lines to measure radial velocities and projected rotational velocities ($v_A \sin i_A = 39.0 \pm 0.8 \text{ km s}^{-1}$, $v_B \sin i_B = 19.8 \pm 0.2 \text{ km s}^{-1}$) for both components.⁶ We then fit a Keplerian orbit to the radial velocities, assuming that the inferred *TESS* photometric period is orbital in nature, using a Markov chain Monte Carlo (MCMC) sampler. The resulting radial velocity curve

⁵In the context of Bayesian statistics, this refers to the procedure of integrating over ‘nuisance’ parameters to obtain a *marginal* distribution with respect to the parameter(s) of interest – in this case, dipolar field strength.

⁶Although the line mask used to generate the LSD profiles is most likely more appropriate for the primary star than it is for the secondary, the difference in temperature between both components is not large enough for this to affect the radial velocity measurements, since they both clearly appear in the fitted LSD profiles.

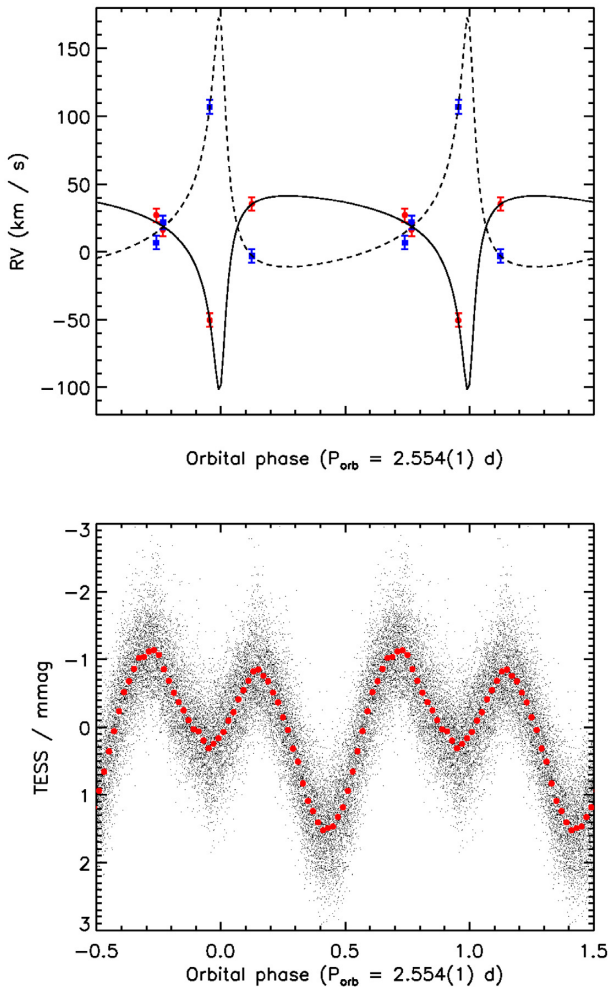


Figure 3. Phased radial velocity (RV) curve (top) and light curve (bottom). In the top panel, RV measurements of the primary are shown in red (with the best fit represented by a solid black line), while measurements of the secondary are shown in blue (with a dashed curve to represent the best fit). In the bottom panel, red dots represent observations binned in phase.

and its best fit, as well as the associated phased *TESS* light curve, are presented in Fig. 3.

This allows us to derive orbital and physical parameters (for a full list of the derived parameters, see Table A1) for the system given the aforementioned assumption that the orbital period is known from *TESS* photometry ($P_{\text{orb}} = 2.554$ d); we find a particularly eccentric system ($e = 0.73 \pm 0.01$) with a low projected total mass ($(M_A + M_B)\sin^3 i_{\text{orb}} = 0.37 \pm 0.03 M_{\odot}$). Disentangling was performed on the Stokes *I* LSD profiles through an iterative process (Fig. 2; González & Levato 2006, as implemented by Shultz et al. 2018a,b). Stokes *V* was not disentangled, but the integration ranges for the magnetometric analysis were based on the disentangled Stokes *I* profiles for each component, allowing us to perform a separate analysis on each component of the system.

Given the published values of parallax ($\pi = 3.36 \pm 0.06$ mas; Gaia Collaboration et al. 2018), the extinction value ($E(B - V) = 0.01$) based on a comparison between the observed photometry and an interpolation of the intrinsic colours derived by Pecaut & Mamajek (2013) for a T_{eff} of 9900 K, and the associated bolometric correction ($BC = -0.28$), we find the luminosity of the system to be consistent with late main-sequence B-type stars. Combined

with the low projected total mass, this leads to the conclusion that the inclination i is likely low, therefore the photometric variations are unlikely to be caused by eclipses. Furthermore, given the high inferred eccentricity, this system would be a good candidate to exhibit ‘heartbeat’ variations (though they present varied morphologies, these variations, which are due to dynamic tidal distortions in eccentric binary systems, tend to be reminiscent of an echocardiogram; Thompson et al. 2012); however, the shape of the light curve does not correspond to the pattern of variability that would be expected in such a case. On the other hand, the photometric period may not be orbital after all; it is possible that the system possesses a different orbital period (which cannot currently be constrained using only four radial velocity measurements, though it must be relatively short since the radial velocity of the secondary varies by ~ 100 km s $^{-1}$ over two nights), and that the photometric signal is in fact linked to rotational modulation in one of the stars. Further observations (especially spectroscopy to extract new radial velocity measurements) are required to better understand this system.

As for the magnetometric analysis, all disentangled profiles led to non-detections (with a smallest 1σ error bar on B_z of 51 G for the primary and 29 G for the secondary) with one exception (for which $\text{FAP} = 1.92 \times 10^{-4}$). While this would normally be considered as a marginal detection, we note that it occurs in one of the observations for which there is no diagnostic null. Therefore, this result should be viewed as inconclusive.

Finally, applying the Bayesian analysis of Petit & Wade (2012) to the two observations consisting of full spectropolarimetric sequences (four subexposures), we find upper limits on the polar strength of the dipole field ($B_{d, \text{max}}$) of 408 G for the primary and 244 G for the secondary (corresponding to the 95.4 per cent credible region of the probability density function, marginalized for the field strength).

3.3.2 HD 30963

A late B-type star, HD 30963 has not been extensively studied in the past, and was not known to be chemically peculiar at the time of our spectropolarimetric follow-up proposal. In the intervening time however, an abundance analysis based on high-resolution spectra revealed it to be an HgMn star (Monier et al. 2019). So far, no strong, globally organized magnetic field has yet been detected at the surface of such an object (Kochukhov et al. 2013). We computed a line mask using the abundances and atmospheric parameters of Monier et al. (2019) and performed our magnetometric analysis (our LSD profiles are shown in Fig. 4). This resulted in non-detections (with a smallest error bar on the longitudinal field of 16 G; Table 2). Our Bayesian analysis yields in turn an upper limit of $B_{d, \text{max}} = 63$ G (95.4 per cent credible region). Nevertheless, we evaluate that it is probable that the signal recovered by *TESS* is rotational in origin, as has been observed in similar objects (e.g. Prvák, Krtička & Korhonen 2020).

3.3.3 HD 32686

Classified as a B4II/III by Houk & Swift (1999), HD 32686 is a fairly evolved star presumably approaching the end of its main-sequence lifetime. It has not previously been noted to exhibit chemical peculiarities, and it should be noted that it does not show an excess in Δa photometry⁷ (Vogt et al. 1998), therefore we adopted solar abundances, together with the atmospheric parameters tabulated

⁷This photometric index (Maitzen 1976) leverages the flux depression in magnetic chemically peculiar stars at about 5200 Å, and its efficiency to

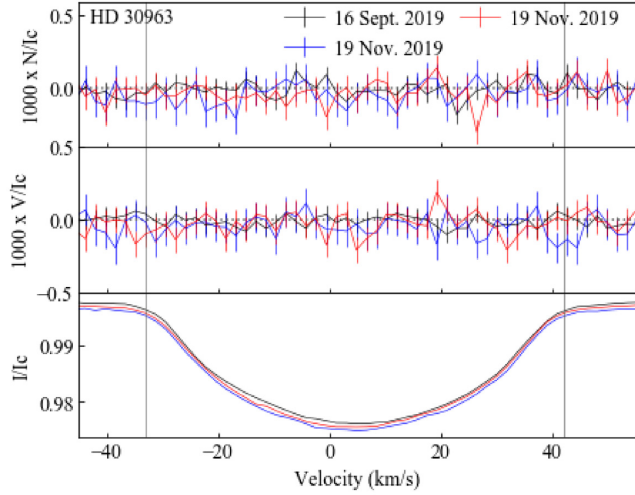


Figure 4. LSD profiles of HD 30963 in Stokes I (bottom), V (middle), and the diagnostic nulls (top), for three different observations (colour coded). The integration range used for magnetometric analysis is represented by thin vertical lines. All Stokes V profiles are consistent with non-detections.

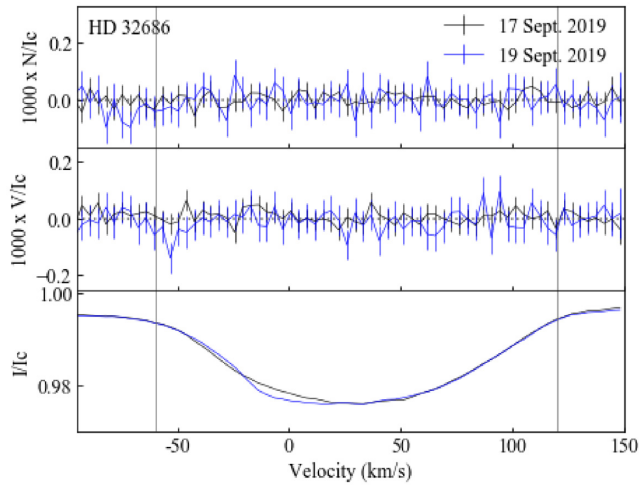


Figure 5. Same as Fig. 4, but for HD 32686; note that there appear to be slight variations in the Stokes I line profile.

by Soubiran et al. (2016), to compute a VALD3 line list to use in our magnetometric analysis. This resulted in non-detections, with a best longitudinal field error bar of 23 G. However, apparent line profile variations (Fig. 5) between the two observations, combined with seemingly strong helium lines, led us to the suspicion that this might be a chemically peculiar star none the less. Consequently, we tested a line mask previously computed for a Bp star of similar effective temperature (HD 145501C; Netopil et al. 2017), which yielded more stringent constraints on the longitudinal field due to the increased number of lines, lowering the error bar to 13 G. These results are the ones presented in Table 2 (and they are still non-detections). We also based our Bayesian analysis on the LSD profiles yielded by the second mask, which leads to an upper limit of $B_{d, \max} = 140$ G (95.4 per cent credible region).

reliably identify such stars was confirmed in several studies (e.g. Maitzen & Vogt 1983).

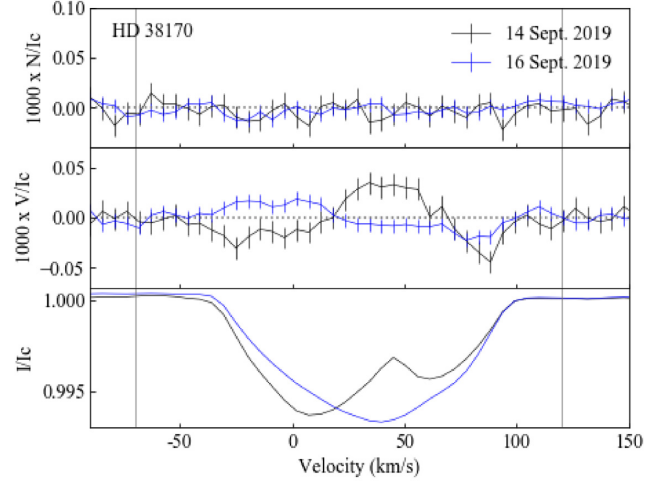


Figure 6. Same as Fig. 4, but for HD 38170. Notice the asymmetry in the black Stokes I profile, consistent with the presence of chemical spots on the surface of the star, as seen in e.g. HR 2949 (Shultz et al. 2015). Both Stokes V profiles are consistent with a definite magnetic detection.

3.3.4 HD 38170

Although it is not listed as being chemically peculiar in the Renson & Manfroid (2009) catalogue, HD 38170 (=WZ Col) was found to be overabundant in strontium and barium by Hempel & Holweger (2003) and identified as a probable α^2 CVn variable by Dubath et al. (2011) based on *Hipparcos* photometry ($P = 1.38$ d; we infer a period twice as long from the *TESS* light curve). It also shows a strong excess in Δa photometry (Vogt et al. 1998), further suggesting that it is a chemically peculiar star. Moreover, as the brightest star in our sample, HD 38170 thus represented a priori the most promising candidate to detect a magnetic field among the four objects that form this study.

We constructed our line mask using the abundances derived by Hempel & Holweger (2003), as well as non-solar abundances for chromium and rare-earth elements, based on their apparent temperature dependence in ApBp stars⁸ (Ryabchikova & Romanovskaya 2017). Both observations yielded a definite detection (based on the FAPs) and the longitudinal field measured from the second observation is non-null at the 7.5σ level ($B_z = 105 \pm 14$ G). The associated LSD profiles are shown in Fig. 6, and a clear signal can be seen in Stokes V . As a result, we conclude that this star constitutes a firm new magnetic detection.

Using the *Gaia* parallax ($\pi = 8.90 \pm 0.15$ mas; Gaia Collaboration et al. 2018), expected intrinsic colour ($B - V = -0.04$, based on the value of T_{eff} provided in Table 1; Pecaut & Mamajek 2013) and bolometric correction (accounting for its chemical peculiarity, $BC = -0.21$; Netopil et al. 2008) for this star, we derive, based on the V magnitude listed in Table 1, its stellar parameters using the MCMC sampler described by Shultz et al. (2019a). The results are listed in Table 3. Based on the obtained radius and the measured value of $v \sin i$ (57 ± 5 km s⁻¹), as well as the period determined from the *TESS* light curve (assumed to be rotationally modulated), we can also constrain the inclination i . It is included in Table 3.

Finally, we performed a Bayesian analysis on our LSD profiles, yielding a dipolar field strength of $B_d = 254_{-49}^{+78}$ G (with a 68.3

⁸We used nominal values of $\log([\text{Cr}/\text{H}]) = -4.0$, $\log([\text{Pr}/\text{H}]) = \log([\text{Nd}/\text{H}]) = \log([\text{Eu}/\text{H}]) = \log([\text{Ce}/\text{H}]) = -8.0$.

Table 3. Stellar parameters of HD 38170, fit with an MCMC sampler, in order: luminosity, surface gravity (in cgs units), polar radius, mass, age (based on the evolutionary tracks of Ekström et al. 2012), fractional main-sequence age, and inclination of the rotational axis with respect to the line of sight.

Stellar parameters	
$\log(L/L_{\odot})$	2.0 ± 0.1
$\log g$	3.86 ± 0.06
$R_p (R_{\odot})$	3.3 ± 0.3
$M_* (M_{\odot})$	2.8 ± 0.1
Age (Myr)	394^{+10}_{-17}
t/t_{TAMS}	$0.68^{+0.07}_{-0.04}$
$i (^{\circ})$	67 ± 6

per cent credible region), based on the probability density function normalized over the geometric parameters (i and β). We note that our modelling assumes the same intensity line profile for all observations. Therefore, the line profile variability that is evident in the Stokes I profiles of HD 38170 is not taken into account, but we consider this to be a reasonable approach given the fact that we reproduce the general shape of the Stokes V profiles satisfactorily none the less.

The fairly weak dipolar field strength that we obtain is consistent with the moderately high fractional main-sequence age, assuming flux conservation. The model with the maximum a posteriori probability yielded values of $B_d = 257$ G, $i = 57^{\circ}$, and $\beta = 60^{\circ}$, with a difference in rotational phase between both observations of $\Delta\phi = 0.7222$, which is almost identical to what we obtain given the *TESS* photometric period (0.7233). We note that the value of the inclination falls just a bit outside of the range obtained from the stellar parameter analysis; marginalizing the two-dimensional posterior probability density function between the inclination and obliquity for values of i located within that range, we find that $\beta = 45^{\circ+10^{\circ}}_{-5^{\circ}}$. While this preliminary work seems to indicate that a dipolar model can explain the essential characteristics of our observations, more observations and sophisticated modelling (such as Zeeman–Doppler imaging or ZDI; Semel 1989) would be required for a full magnetic characterization of this star.

4 SUMMARY AND DISCUSSION

Out of four B-type stars that were selected photometrically to exhibit rotational modulation from the *TESS* mission, one was found to host a detectable magnetic field. We placed upper limits on the magnetic field strength inferred from the non-detections. A previously unknown binary system (HD 25709) was also found, although some ambiguity remains regarding its orbital solution and the nature of its photometric variations. The detection was achieved for HD 38170, which apparently is an evolved late B-type star. The fairly weak inferred field strength ($B_d \sim 250$ G) is compatible with its proposed evolutionary status, and therefore this new detection lies in an undersampled region of the Hertzsprung–Russell diagram (e.g. Petit & David-Uraz 2020), given the dearth of known evolved magnetic massive stars (Fossati et al. 2016). A more detailed characterization of its field geometry would require follow-up observations and a more detailed analysis. Given its inferred age, this star might offer insights into the evolution of the strength and complexity of magnetic fields in OBA stars over their main-sequence lifetimes.

Of the remaining two stars, HD 30963 is an HgMn star, and therefore the non-detection of a magnetic field on its surface falls in line with the lack of detection of strong large-scale fields in this class of stars (e.g. Kochukhov et al. 2013). Nevertheless, the photometric variability observed in its *TESS* light curve still might be rotational in nature, as abundance spots on the surface of the star may lead to rotational modulation of its brightness, even though the periodicity might not remain over large time-scales (Prvák et al. 2020). As for HD 32686, a similar result might not be entirely surprising given its apparent evolutionary stage. Under the assumption of flux conservation, typical dipolar fields observed in main-sequence stars might weaken by about an order of magnitude over their main-sequence lifetimes (e.g. Keszthelyi et al. 2019), potentially placing their strength near the terminal age main sequence just below the magnetic sensitivity achieved in this study. Interestingly, this star also exhibits the weakest photometric variations of the four stars that were observed. This could potentially hint at the presence of a very weak field on the surface of HD 32686, below our current detection limits, although there is no demonstrated correlation between field strength and the amplitude of rotationally modulated light-curve variability in magnetic B-type stars. That said, its relatively short rotation period (~ 1.23 d) is somewhat surprising in that regard, as a magnetic star would surely have undergone a significant amount of magnetic braking over its lifetime (e.g. ud-Doula et al. 2009).

While our detection rate of 25 per cent is significantly higher than the observed incidence of magnetic OBA stars, it is still lower than the detection rate that we aim to achieve with our larger targeted survey (> 50 per cent). However, we do not consider it to be representative of the potential of *TESS* data to select magnetic candidates, because of the extremely small number statistics. That said, we consider this initial effort to provide a satisfactory proof of concept of the method we are proposing to use: selecting high-probability candidate magnetic stars photometrically to perform high-yield spectropolarimetric surveys. Stars that are detected to host a surface magnetic field can then be further studied in follow-up investigations to better constrain their stellar and magnetic properties, providing invaluable clues to better understand the origin and evolution of magnetism in massive stars. In the sample presented in this study, even stars that did not end up yielding magnetic detections still showed spectroscopic variability, offering potential clues about non-magnetic sources of photometric variability.

The results of this preliminary study also (re)emphasize certain criteria that must be applied, beyond the possible detection of rotational modulation in a light curve (since not all rotational – or seemingly rotational – signals are associated with magnetism, as evidenced by this study), to assemble an appropriate target list for such a high-yield survey. In particular, the following types of targets should not be considered for spectropolarimetric follow-up in the context of our targeted survey (although they remain interesting in their own right):

- (i) binary (or multiple) stars with orbital periods compatible with the periods extracted from the photometry, or with unknown orbital periods; we would argue against removing binaries with a known orbital period that is different from the one that is recovered from their light curve, as magnetic OBA stars in binaries (and especially close binaries) are of particular interest (Alecian et al. 2015), especially given the insights that they might provide regarding the origin of stellar magnetism in the upper H–R diagram;
- (ii) HgMn stars, which systematically do not show evidence of strong, globally organized fields despite occasionally exhibiting rotationally modulated photometric signals, as well as classical Be

stars, for which no magnetic field has been detected to date (Wade et al. 2016b), as such a field would potentially disrupt a Keplerian disc (ud-Doula, Owocki & Kee 2018);

(iii) objects whose light curves only show very low amplitude variations (such as HD 32686), since although these variations might still be due to magnetism, there is a higher likelihood overall that they might be caused by e.g. contamination in a crowded field than in cases with higher amplitudes (although this criterion should perhaps not be applied to O stars, as magnetospheric scattering might lead to smaller variations than photospheric spots; Munoz et al. 2020).

Despite not being primary targets for the purposes of our targeted survey, it should be noted that dedicated efforts to achieve high-precision magnetometric measurements of HgMn stars remain warranted, as the origin of their chemical peculiarities is still unknown and hypothesized to be related to magnetism.

Finally, while the number of candidate magnetic stars involved in this effort precludes an efficient use of machine learning methods, future detections will none the less help us to iteratively improve our candidate selection criteria. This will lead to a high-yield survey and ultimately better statistics for the population of massive and intermediate-mass magnetic stars.

ACKNOWLEDGEMENTS

This paper includes data collected by the *TESS* mission. Funding for the *TESS* mission is provided by the NASA Explorer Program. Funding for the *TESS* Asteroseismic Science Operations Centre is provided by the Danish National Research Foundation (grant agreement no.: DNR106), ESA PRODEX (PEA 4000119301), and Stellar Astrophysics Centre (SAC) at Aarhus University. We thank the *TESS* and TASC/TASOC teams for their support for this work. This research has made use of the SIMBAD data base, operated at CDS, Strasbourg, France. Some of the data presented in this paper were obtained from the Mikulski Archive for Space Telescopes (MAST). STScI is operated by the Association of Universities for Research in Astronomy, Inc., under NASA contract NAS5-2655. This work has made use of the VALD data base, operated at Uppsala University, the Institute of Astronomy RAS in Moscow, and the University of Vienna.

AD-U and GAW acknowledge the support of the Natural Science and Engineering Research Council of Canada (NSERC). This work is supported by NASA under award number 80GSFC17M0002. MES acknowledges the financial support provided by the Annie Jump Cannon Fellowship, supported by the University of Delaware and endowed by the Mount Cuba Astronomical Observatory. VP acknowledges support from the National Science Foundation under grant no. 1747658. The research leading to these results has received funding from the European Research Council (ERC) under the European Union's Horizon 2020 Framework Programme (grant agreement no. 670519: MAMSIE), and a senior post-doctoral fellowship from the Research Foundation Flanders (FWO) with grant agreement no. 1286521N to DMB.

Finally, the authors also thank Z. Keszthelyi, J. Krtićka, A. F. J. Moffat, E. Paunzen, and E. Semenko for their helpful comments, as well as the referee, E. Alecian, for contributing to the improvement of this paper.

DATA AVAILABILITY

The spectropolarimetric data underlying this paper are available in the Canadian Astronomy Data Center (CADC) archive at <https://www>

www.cadc-ccda.hia-ihp.nrc-cnrc.gc.ca/en/ and are uniquely identified with the ObsIDs listed in Table 2.

REFERENCES

- Alecian E. et al., 2015, in Meynet G., Georgy C., Groh J., Stee P., eds, Proc. IAU Symp. Vol. 307, *New Windows on Massive Stars: Asteroseismology, Interferometry, and Spectropolarimetry*. Cambridge Univ. Press, Cambridge, p. 330
- Babcock H. W., 1958, *ApJ*, 128, 228
- Bagnulo S. et al., 2020, *A&A*, 635, A163
- Balona L. A., 2013, *MNRAS*, 431, 2240
- Barron J., Wade G. A., Bowman D. M., David-Uraz A., Munoz M. S., Pablo H., Simón-Díaz S., 2020, in Wade G., Alecian E., Bohlender D., Sigut A., eds, Proc. Polish Astron. Soc. Vol. 11, *Stellar Magnetism: A Workshop in Honour of the Career and Contributions of John D. Landstreet*. Polish Astron. Soc., Warsaw, p. 226
- Bowman D. M., Buyschaert B., Neiner C., Pápics P. I., Oksala M. E., Aerts C., 2018, *A&A*, 616, A77
- Buyschaert B., Neiner C., Martin A. J., Aerts C., Bowman D. M., Oksala M. E., Van Reeth T., 2018, *MNRAS*, 478, 2777
- David-Uraz A. et al., 2019, *MNRAS*, 487, 304
- Donati J. F., Landstreet J. D., 2009, *ARA&A*, 47, 333
- Donati J. F., Semel M., Carter B. D., Rees D. E., Collier Cameron A., 1997, *MNRAS*, 291, 658
- Donati J. F., Catala C., Landstreet J. D., Petit P., 2006, in Casini R., Lites B. W., eds, ASP Conf. Ser. Vol. 358, *Solar Polarization 4*. Astron. Soc. Pac., San Francisco, p. 362
- Dubath P. et al., 2011, *MNRAS*, 414, 2602
- Eikenberry S. S. et al., 2014, *ApJ*, 784, L30
- Ekström S. et al., 2012, *A&A*, 537, A146
- Fossati L. et al., 2016, *A&A*, 592, A84
- Gaia Collaboration et al., 2018, *A&A*, 616, A1
- González J. F., Levato H., 2006, *A&A*, 448, 283
- Grunhut J. H. et al., 2017, *MNRAS*, 465, 2432
- Hempel M., Holweger H., 2003, *A&A*, 408, 1065
- Houk N., Swift C., 1999, *Michigan Spectral Survey Vol. 5, Michigan Catalogue of Two-Dimensional Spectral Types for the HD Stars*. Univ. Michigan, Ann Arbor, p. 0
- Jenkins J. M. et al., 2016, in Chiozzi G., Guzman J. C., eds, Proc. SPIE Vol. 9913, *Software and Cyberinfrastructure for Astronomy IV*. SPIE, Bellingham, p. 99133E
- Keszthelyi Z., Meynet G., Georgy C., Wade G. A., Petit V., David-Uraz A., 2019, *MNRAS*, 485, 5843
- Kochukhov O., Makaganiuk V., Piskunov N., 2010, *A&A*, 524, A5
- Kochukhov O. et al., 2013, *A&A*, 554, A61
- Kupka F., Piskunov N., Ryabchikova T. A., Stempels H. C., Weiss W. W., 1999, *A&AS*, 138, 119
- Kupka F. G., Ryabchikova T. A., Piskunov N. E., Stempels H. C., Weiss W. W., 2000, *Balt. Astron.*, 9, 590
- Landi Degl'Innocenti E., Landolfi M., 2004, *Polarization in Spectral Lines*. Kluwer, Dordrecht
- Landstreet J. D., Bagnulo S., Andretta V., Fossati L., Mason E., Silaj J., Wade G. A., 2007, *A&A*, 470, 685
- Landstreet J. D. et al., 2008, *A&A*, 481, 465
- Lomb N. R., 1976, *Ap&SS*, 39, 447
- McDonald I., Zijlstra A. A., Boyer M. L., 2012, *MNRAS*, 427, 343
- Maitzen H. M., 1976, *A&A*, 51, 223
- Maitzen H. M., Vogt N., 1983, *A&A*, 123, 48
- Martoli E., Teeple D., Manset N., 2011, in Gajadhar S. et al., eds, *Telescopes from Afar*. Online at <http://tfa.cfht.hawaii.edu>, id.63
- Monier R., Griffin E., Gebran M., Kılıçoğlu T., Merle T., Royer F., 2019, *AJ*, 158, 157
- Munoz M. S., Wade G. A., Nazé Y., Puls J., Bagnulo S., Szymański M. K., 2020, *MNRAS*, 492, 1199

- Netopil M., Paunzen E., Maitzen H. M., North P., Hubrig S., 2008, *A&A*, 491, 545
- Netopil M., Paunzen E., Hümmerich S., Bernhard K., 2017, *MNRAS*, 468, 2745
- Pecaut M. J., Mamajek E. E., 2013, *ApJS*, 208, 9
- Petit V., David-Uraz A., 2020, in Wade G., Alecian E., Bohlender D., Sigut A., eds, Proc. Polish Astron. Soc. Vol. 11, Stellar Magnetism: A Workshop in Honour of the Career and Contributions of John D. Landstreet. Polish Astron. Soc., Warsaw, p. 170
- Petit V., Wade G. A., 2012, *MNRAS*, 420, 773
- Petit V. et al., 2013, *MNRAS*, 429, 398
- Piskunov N. E., Kupka F., Ryabchikova T. A., Weiss W. W., Jeffery C. S., 1995, *A&AS*, 112, 525
- Prvák M., Krtička J., Korhonen H., 2020, *MNRAS*, 492, 1834
- Renson P., Manfroid J., 2009, *A&A*, 498, 961
- Ricker G. R. et al., 2015, *J. Astron. Telesc. Instrum. Syst.*, 1, 014003
- Ryabchikova T. A., Romanovskaya A. M., 2017, *Astron Lett.*, 43, 252
- Ryabchikova T. A., Piskunov N. E., Kupka F., Weiss W. W., 1997, *Balt. Astron.*, 6, 244
- Ryabchikova T., Piskunov N., Kurucz R. L., Stempels H. C., Heiter U., Pakhomov Y., Barklem P. S., 2015, *Phys. Scr.*, 90, 054005
- Scargle J. D., 1982, *ApJ*, 263, 835
- Schneider F. R. N., Podsiadlowski P., Langer N., Castro N., Fossati L., 2016, *MNRAS*, 457, 2355
- Schöller M. et al., 2017, *A&A*, 599, A66
- Semel M., 1989, *A&A*, 225, 456
- Shultz M. et al., 2015, *MNRAS*, 449, 3945
- Shultz M., Rivinius T., Wade G. A., Alecian E., Petit V., BinaMiCS Collaboration, 2018a, *MNRAS*, 475, 839
- Shultz M. E. et al., 2018b, *MNRAS*, 475, 5144
- Shultz M. E. et al., 2019a, *MNRAS*, 485, 1508
- Shultz M. E. et al., 2019b, *MNRAS*, 490, 274
- Shultz M. E. et al., 2019c, *MNRAS*, 490, 4154
- Sikora J., Wade G. A., Power J., Neiner C., 2019a, *MNRAS*, 483, 3127
- Sikora J. et al., 2019b, *MNRAS*, 487, 4695
- Soubiran C., Le Campion J.-F., Brouillet N., Chemin L., 2016, *A&A*, 591, A118
- Stassun K. G. et al., 2018, *AJ*, 156, 102
- Stassun K. G. et al., 2019, *AJ*, 158, 138
- Stibbs D. W. N., 1950, *MNRAS*, 110, 395
- Thompson S. E. et al., 2012, *ApJ*, 753, 86
- ud-Doula A., Owocki S. P., Townsend R. H. D., 2009, *MNRAS*, 392, 1022
- ud-Doula A., Owocki S. P., Kee N. D., 2018, *MNRAS*, 478, 3049
- Villebrun F. et al., 2019, *A&A*, 622, A72
- Vogt N., Kerschbaum F., Maitzen H. M., Faundez-Abans M., 1998, *A&AS*, 130, 455
- Wade G. A., Donati J. F., Landstreet J. D., Shorlin S. L. S., 2000, *MNRAS*, 313, 851
- Wade G. A. et al., 2016a, *MNRAS*, 456, 2
- Wade G. A., Petit V., Grunhut J. H., Neiner C., MiMeS Collaboration, 2016b, in Sigut T. A. A., Jones C. E., eds, ASP Conf. Ser. Vol. 506, Bright Emissaries: Be Stars as Messengers of Star-Disk Physics. Astron. Soc. Pac., San Francisco, p. 207
- Walborn N. R., 1972, *AJ*, 77, 312
- Walborn N. R., 1974, *ApJ*, 191, L95

APPENDIX A: BINARY FIT FOR HD 25709

In this section, we present the full binary solution that we obtain for HD 25709 (Table A1), assuming that the period of photometric variability is orbital in nature. We reemphasize however that this might not be the case, and that further observations are required to conclusively characterize this system.

Table A1. Orbital parameters of HD 25709: eccentricity (e), argument of periaapsis (ω), semi-amplitudes of the radial velocities (K_1 and K_2), systemic velocity (γ), epoch (T_0), mass ratio ($q \equiv M_2/M_1$), projected total mass, projected masses, and projected semimajor axis ($a \sin i$).

Orbital parameters	
e	0.73 ± 0.01
ω ($^\circ$)	201 ± 2
K_1 (km s $^{-1}$)	72 ± 2
K_2 (km s $^{-1}$)	-93_{-2}^{+1}
γ (km s $^{-1}$)	18.4 ± 0.5
T_0	$\text{JD} = 2\,458\,807.585_{-0.009}^{+0.008}$
q	1.28 ± 0.04
$(M_1 + M_2) \sin^3 i$ (M_\odot)	0.37 ± 0.03
$M_1 \sin^3 i$ (M_\odot)	0.21 ± 0.01
$M_2 \sin^3 i$ (M_\odot)	0.16 ± 0.01
$a \sin i$ (au)	0.0263 ± 0.0007

This paper has been typeset from a $\text{\TeX}/\text{\LaTeX}$ file prepared by the author.