



HAL
open science

Follow the guides to the filter niches

Quentin Villermet, Jérémie Poiroux, Manuel Moussallam, Thomas Louail,
Camille Roth

► To cite this version:

Quentin Villermet, Jérémie Poiroux, Manuel Moussallam, Thomas Louail, Camille Roth. Follow the guides to the filter niches: Disentangling human and algorithmic curation in online music consumption. RecSys'21: Fifteenth ACM Conference on Recommender Systems, Sep 2021, Amsterdam, Netherlands. hal-03495269

HAL Id: hal-03495269

<https://hal.science/hal-03495269>


Submitted on 20 Dec 2021

HAL is a multi-disciplinary open access archive for the deposit and dissemination of scientific research documents, whether they are published or not. The documents may come from teaching and research institutions in France or abroad, or from public or private research centers.

L'archive ouverte pluridisciplinaire **HAL**, est destinée au dépôt et à la diffusion de documents scientifiques de niveau recherche, publiés ou non, émanant des établissements d'enseignement et de recherche français ou étrangers, des laboratoires publics ou privés.

Follow the guides to the filter niches


Disentangling human and algorithmic curation
in online music consumption



Quentin Villermet



Jérémie Poiroux

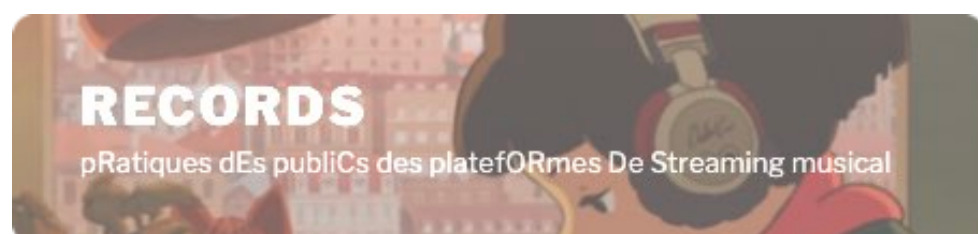


Manuel Moussallam



Thomas Louail

Camille Roth

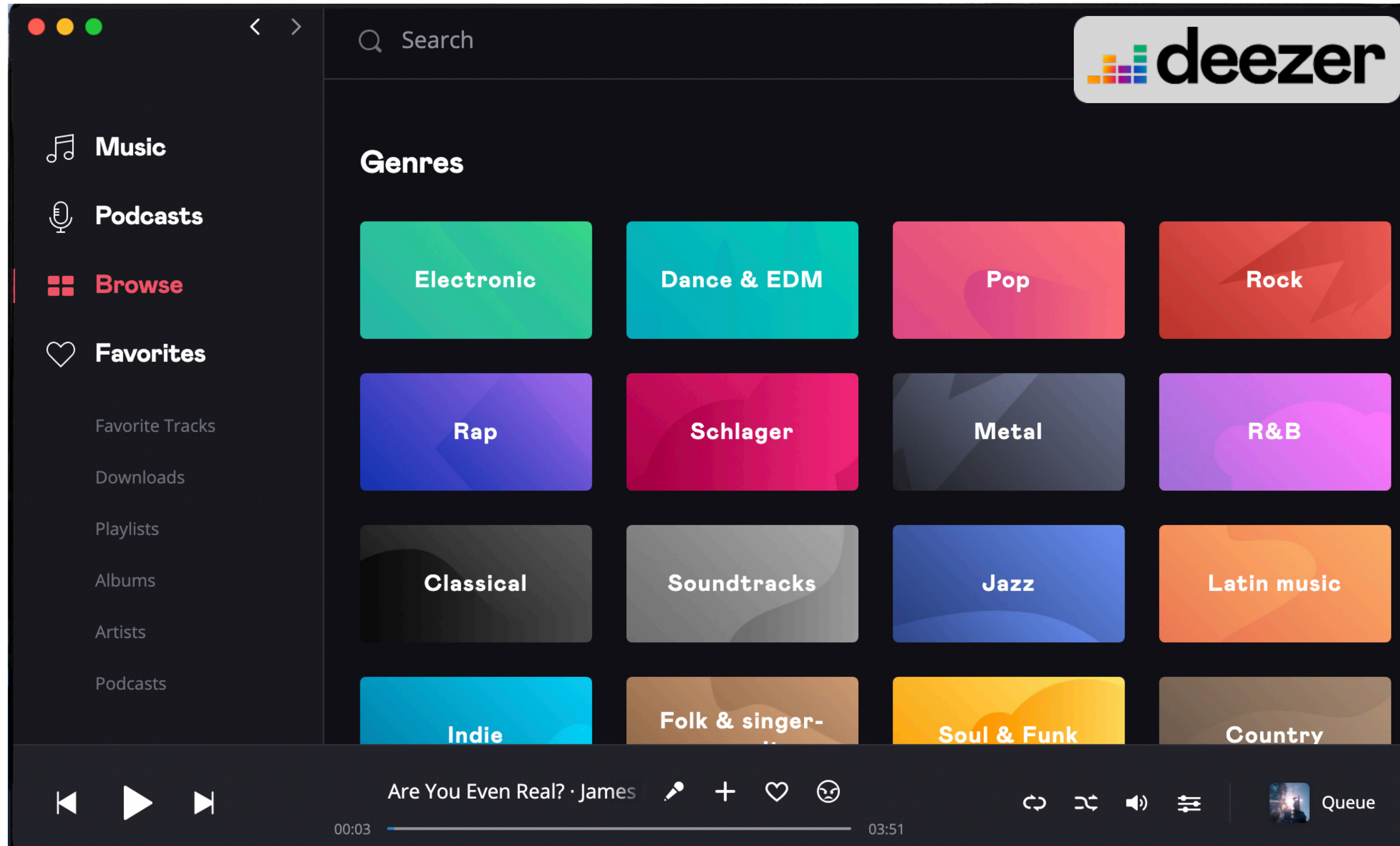


Géographie-cités
UMR 8504



Centre Zentrum Marc Bloch
Computational Social Science Team

Three types of affordances



Filter bubbles ?

State of the art: not very bubbly...




illustration
courtesy of
DuckDuckGo

youtube

Zhou, Khemmarat,
Gao, 2010

"The impact of YouTube
recommendation
system on video views"

movielens

Nguyen, Hui, Harper,
Terveen, Konstan, 2014

"Exploring the filter
bubble: the effect of using
recommender systems
on content diversity"

facebook

Bakshy, Messing,
Adamic, 2015

"Exposure to ideologically
diverse news and opinion
on Facebook"

tumblr

Aiello, Barbieri,
2017

"Evolution of ego-
networks in social
media with link
recommendations"

spotify

Datta, Knox,
Bronnenberg, 2018

"Changing Their Tune: How
Consumers' Adoption of
Online Streaming Affects
Music Consumption and
Discovery"

google news

Haim, Graefe,
Brosius, 2018

"Burst of the Filter
Bubble? Effects of
personalization on
the diversity of
Google News"

Filter bubbles ?

State of the art: not very bubbly...



illustration
courtesy of
DuckDuckGo

youtube

Zhou, Khemmarat,
Gao, 2010

"The impact of YouTube
recommendation
system on video views"

movielens

Nguyen, Hui, Harper,
Terveen, Konstan, 2014

"Exploring the filter
bubble: the effect of using
recommender systems
on content diversity"

facebook

Bakshy, Messing,
Adamic, 2015

"Exposure to ideologically
diverse news and opinion
on Facebook"

tumblr

Aiello, Barbieri,
2017

"Evolution of ego-
networks in social
media with link
recommendations"

spotify

Datta, Knox,
Bronnenberg, 2018

"Changing Their Tune: How
Consumers' Adoption of
Online Streaming Affects
Music Consumption and
Discovery"

google news

Haim, Graefe,
Brosius, 2018

"Burst of the Filter
Bubble? Effects of
personalization on
the diversity of
Google News"

except (admittedly...) in the case of explicit preferences

Thurman,
Schiffes, 2012

"The Future of
Personalization at News
Websites"

Zuiderveen Borgesius, Trilling, Möller,
Bodó, de Vreese, Helberger, 2016

"Should we worry about filter bubbles?"

Dylko, Dolgov, Hoffman,
Eckhart, Molina, Aaziz, 2017

"The dark side of technology: An
experimental investigation of the influence
of customizability technology on online
political selective exposure"

Filter bubbles ?

State of the art: not very bubbly...



illustration
courtesy of
DuckDuckGo

youtube

Zhou, Khemmarat,
Gao, 2010

"The impact of YouTube
recommendation
system on video views"

movielens

Nguyen, Hui, Harper,
Terveen, Konstan, 2014

"Exploring the filter
bubble: the effect of using
recommender systems
on content diversity"

facebook

Bakshy, Messing,
Adamic, 2015

"Exposure to ideologically
diverse news and opinion
on Facebook"

tumblr

Aiello, Barbieri,
2017

"Evolution of ego-
networks in social
media with link
recommendations"

spotify

Datta, Knox,
Bronnenberg, 2018

"Changing Their Tune: How
Consumers' Adoption of
Online Streaming Affects
Music Consumption and
Discovery"

google news

Haim, Graefe,
Brosius, 2018

"Burst of the Filter
Bubble? Effects of
personalization on
the diversity of
Google News"

except (admittedly...) in the case of explicit preferences

Thurman,
Schiffes, 2012

"The Future of
Personalization at News
Websites"

Zuiderveen Borgesius, Trilling, Möller,
Bodó, de Vreese, Helberger, 2016

"Should we worry about filter bubbles?"

Dylko, Dolgov, Hoffman,
Eckhart, Molina, Aaziz, 2017

"The dark side of technology: An
experimental investigation of the influence
of customizability technology on online
political selective exposure"

...and some cases

youtube

Roth, Mazières,
Menezes, 2020

"Tubes and bubbles:
topological confinement of
YouTube recommendations"

spotify

Anderson, Maystre, Anderson,
Mehrotra, Lalmas, 2020

"Algorithmic effects on
the diversity of
consumption on spotify"

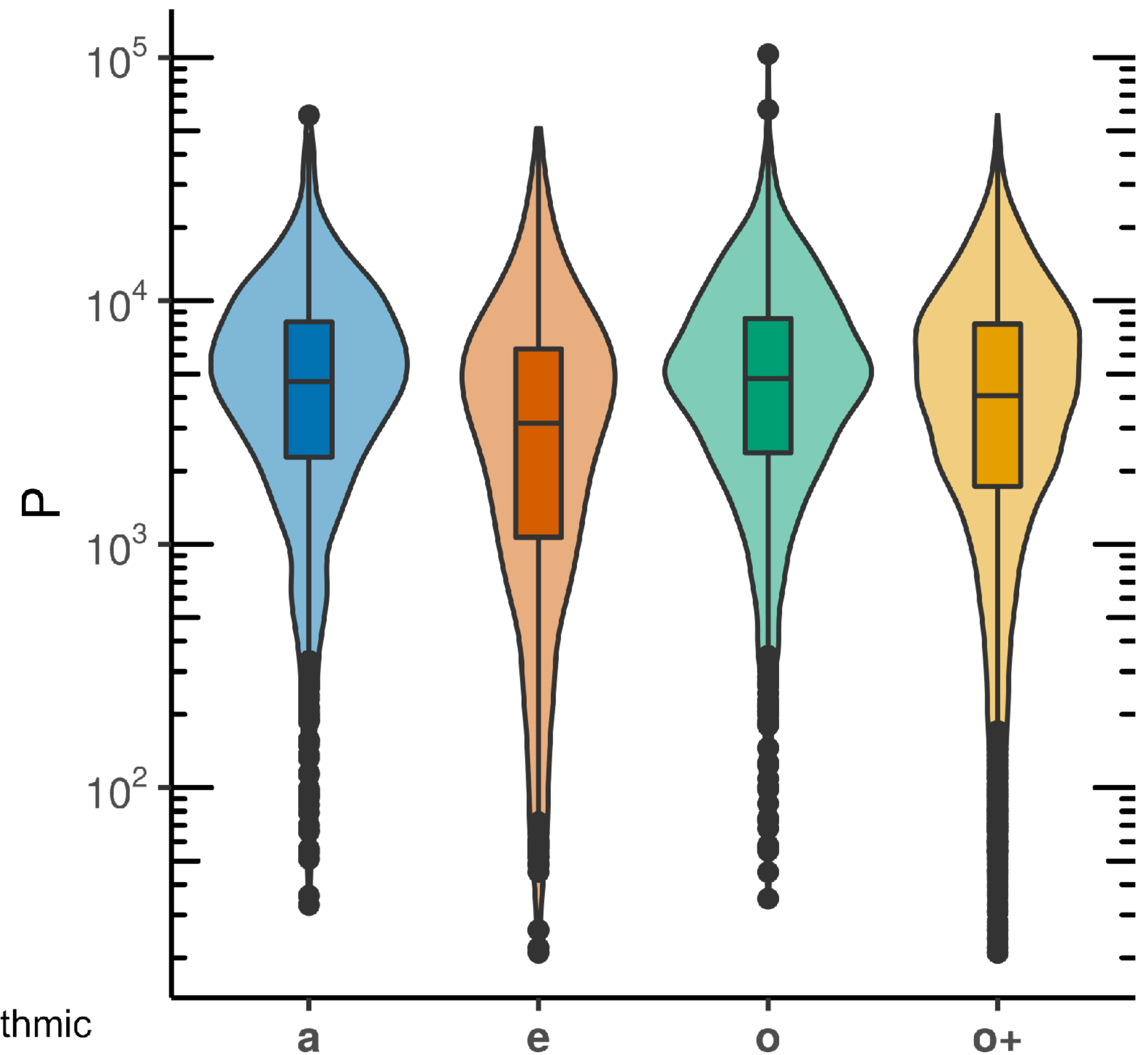
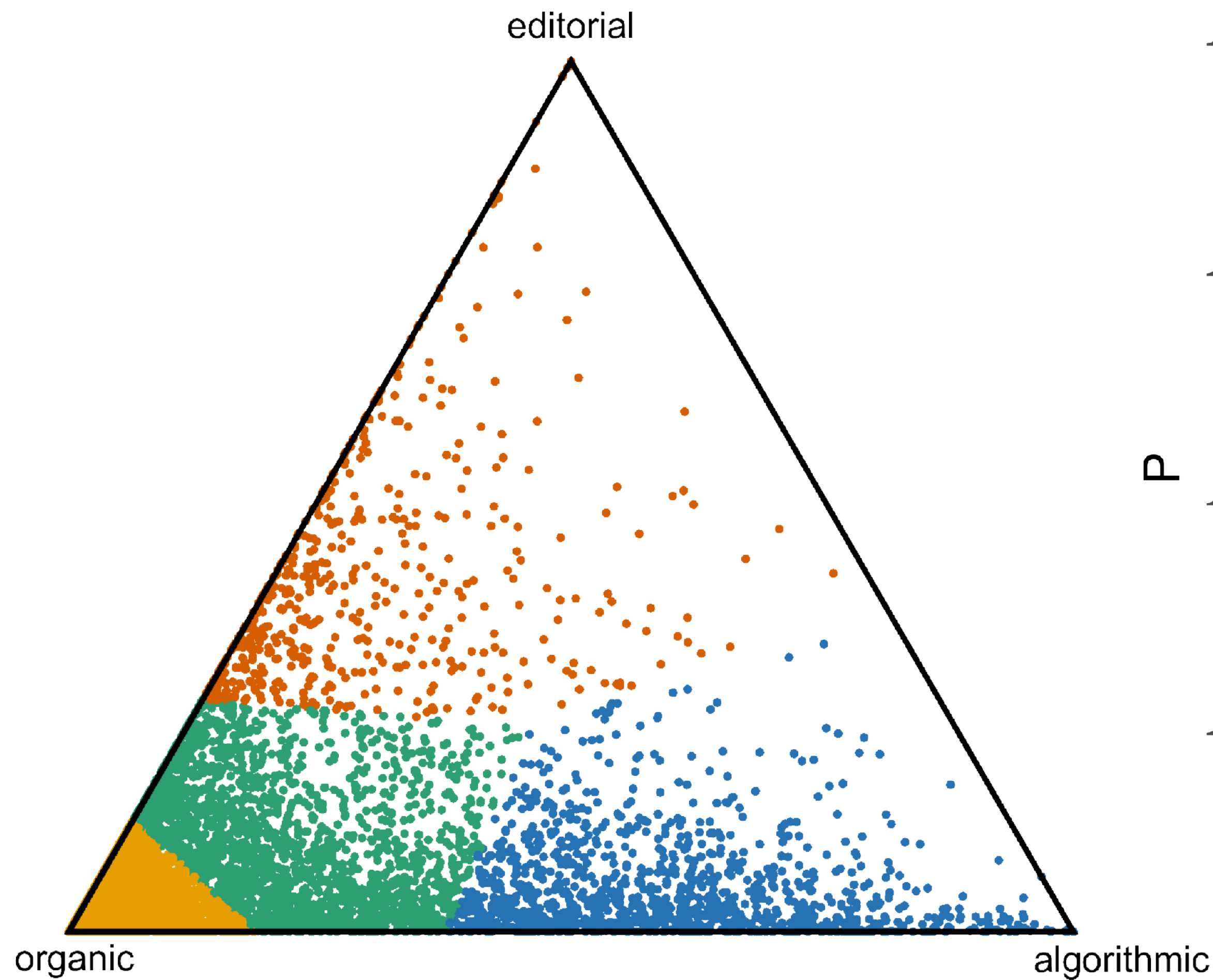


Figure 1: Use profiles and classes, where each dot on the ternary plot corresponds to a user of barycentric coordinates (p_a, p_e, p_o) , and each color refers to one of the four categories **a** (blue), **e** (red), **o** (green), **o+** (yellow).

8639 users in total, of which:

- 989 **a**
- 655 **e**
- 1614 **o**
- 5381 **o+**

Two dimensions of diversity

Dispersion, i.e. S/P

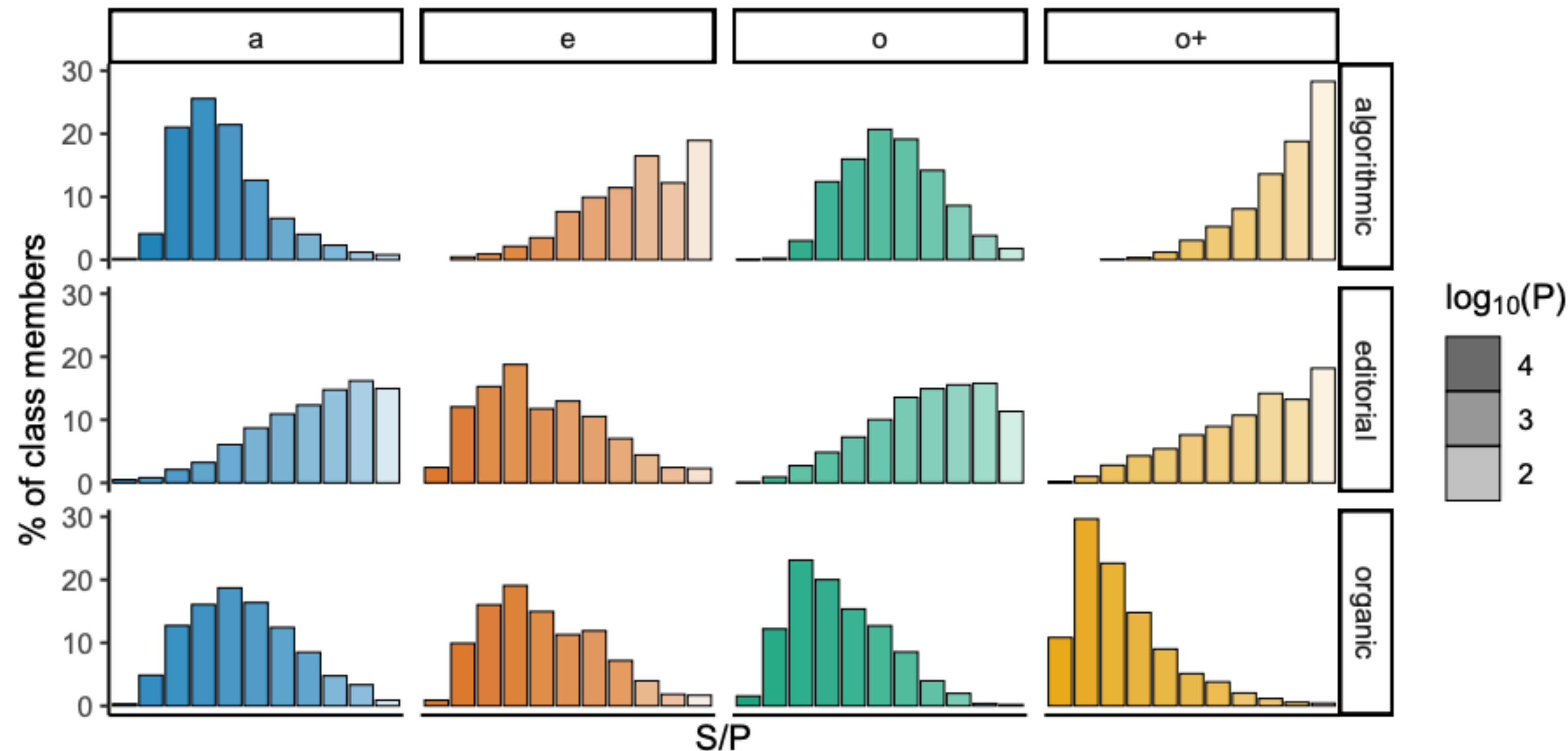


Fig. 3. Breakdown of dispersion values for each user class and for each access mode. Histograms are further binned by deciles of increasing S/P values (from 0 to 1 from left to right) and indicate how many users of each class (**a**, **e**, **o** and **o+**) exhibit which dispersion value for a certain access mode (algorithmic, editorial or organic). Average activity values for users of each decile bar are further indicated by a grayscale, where darkest shades correspond to highest P values.

- Dispersion generally lower as a function of activity
- Dispersion lower for the main access mode, especially as activity increases
- Generally lower for organic access, especially for **o+** users
- **o** users still appear to have lower dispersion in the algorithmic access mode

Two dimensions of diversity

Artist popularity

bin	# artists	<i>access mode</i>			
		algorithmic	editorial	organic	
ν_1	73	9%	8%	83%	100%
ν_2	319	16%	8%	76%	100%
ν_3	1462	18%	5%	77%	100%
ν_4	166869	15%	5%	80%	100%
all	164955	14%	7%	79%	100%

Table 1: Proportion of access modes for each nicheness bin (preferred bins for each access mode are marked in bold).

- *algorithmic*: less popular
- *editorial*: more popular
- *organic*: U-curve

Two dimensions of diversity

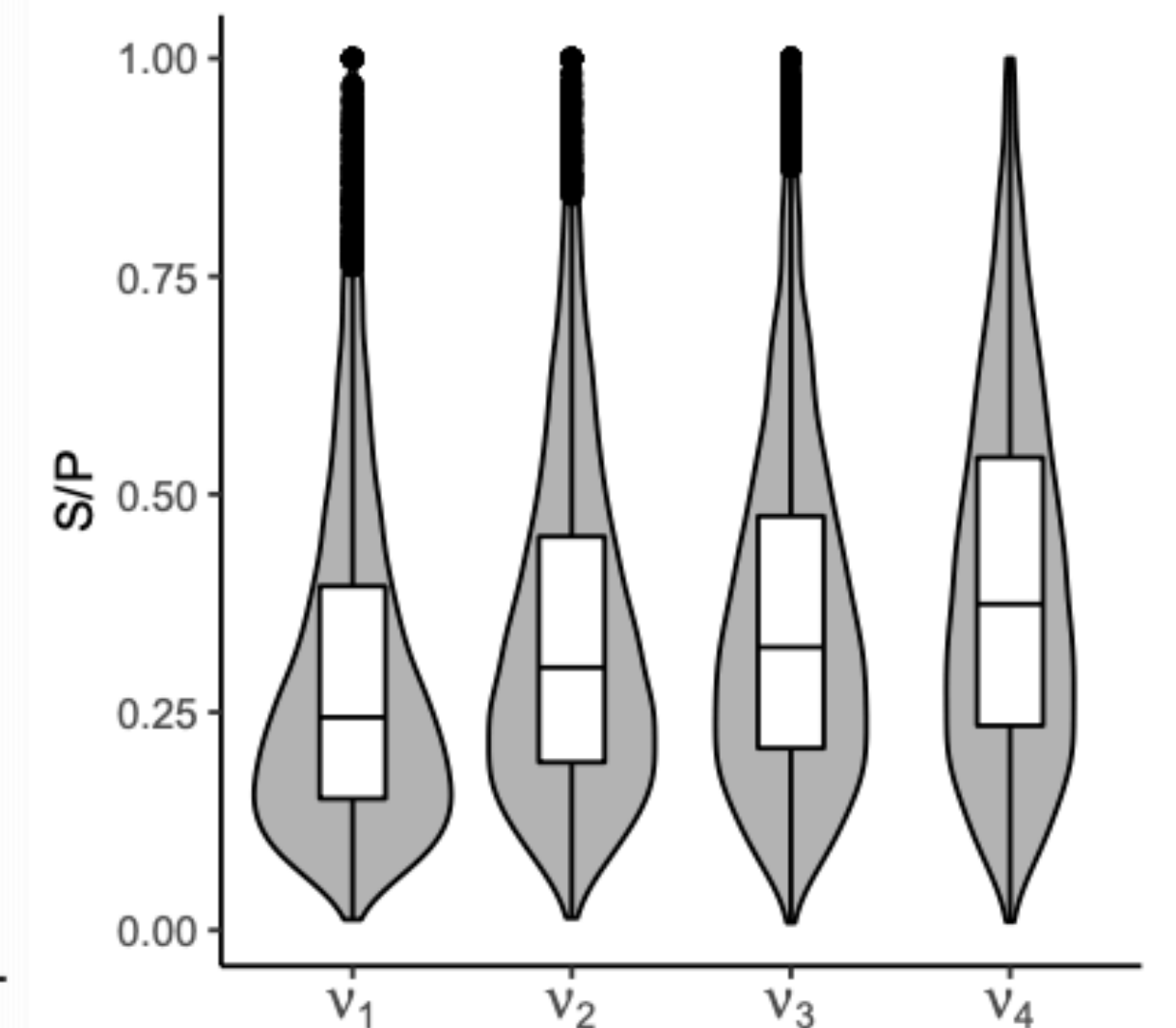
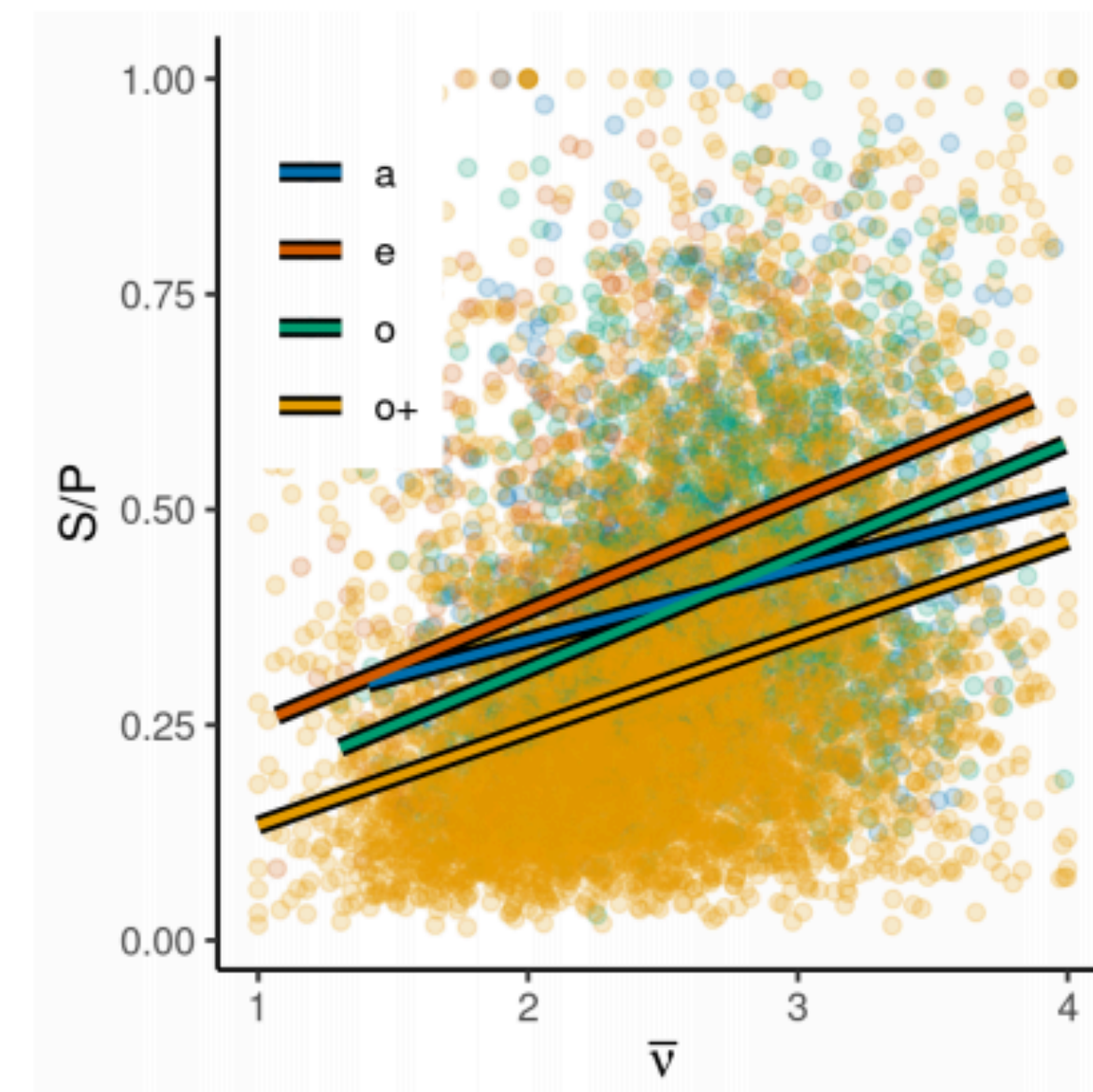
Artist popularity and dispersion

- dispersion increases with less popular content on average, for all user types

bin	# artists	<i>access mode</i>			
		algorithmic	editorial	organic	
ν_1	73	9%	8%	83%	100%
ν_2	319	16%	8%	76%	100%
ν_3	1462	18%	5%	77%	100%
ν_4	166869	15%	5%	80%	100%
all	164955	14%	7%	79%	100%

Table 1: Proportion of access modes for each nicheness bin (preferred bins for each access mode are marked in bold).

- *algorithmic*: less popular
- *editorial*: more popular
- *organic*: U-curve



Two dimensions of diversity

Artist popularity and access modes

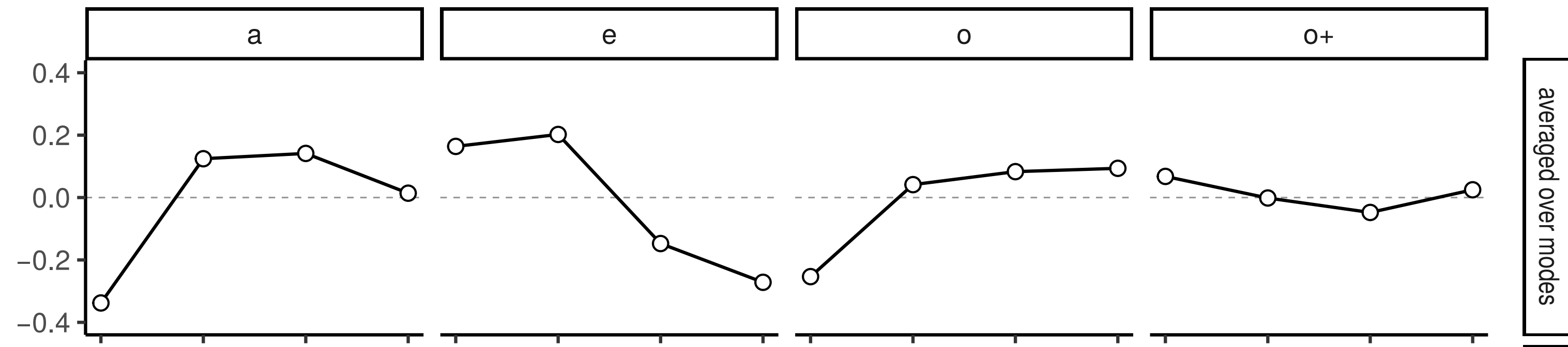
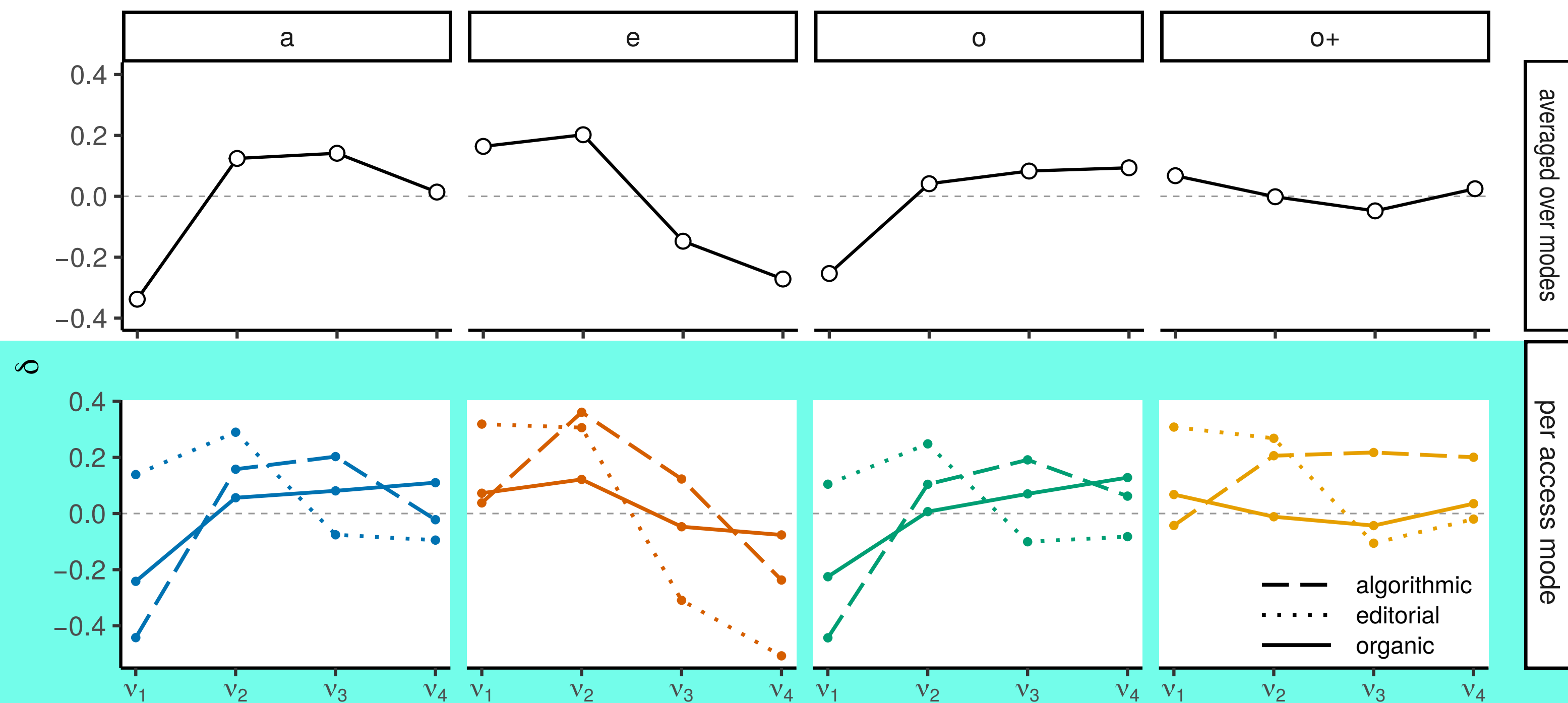


Fig. 5. Relative consumption of content from each popularity bin, average log-ratio with respect to a uniformly random baseline for each bin (0 corresponds to no deviation, the x-axis is ordered from v_1 to v_4 i.e., for musical content from more to less popular artists). *Top*: average over all plays. *Bottom*: breakdown by access mode.

Two dimensions of diversity

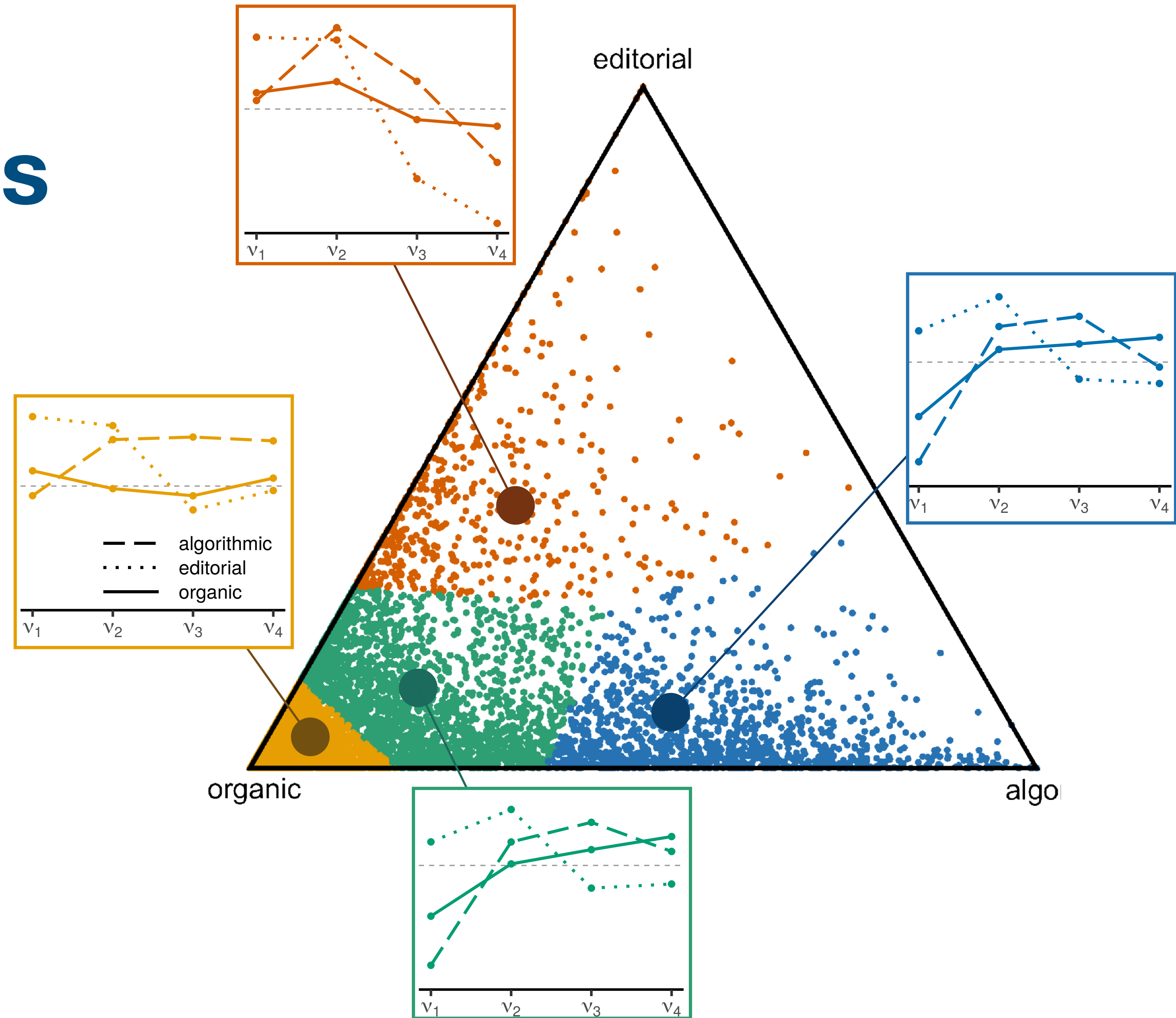
Artist popularity and access modes



- *algorithmic*: towards niche, except for **e** users
- *editorial*: monotonous
- *organic*: it depends

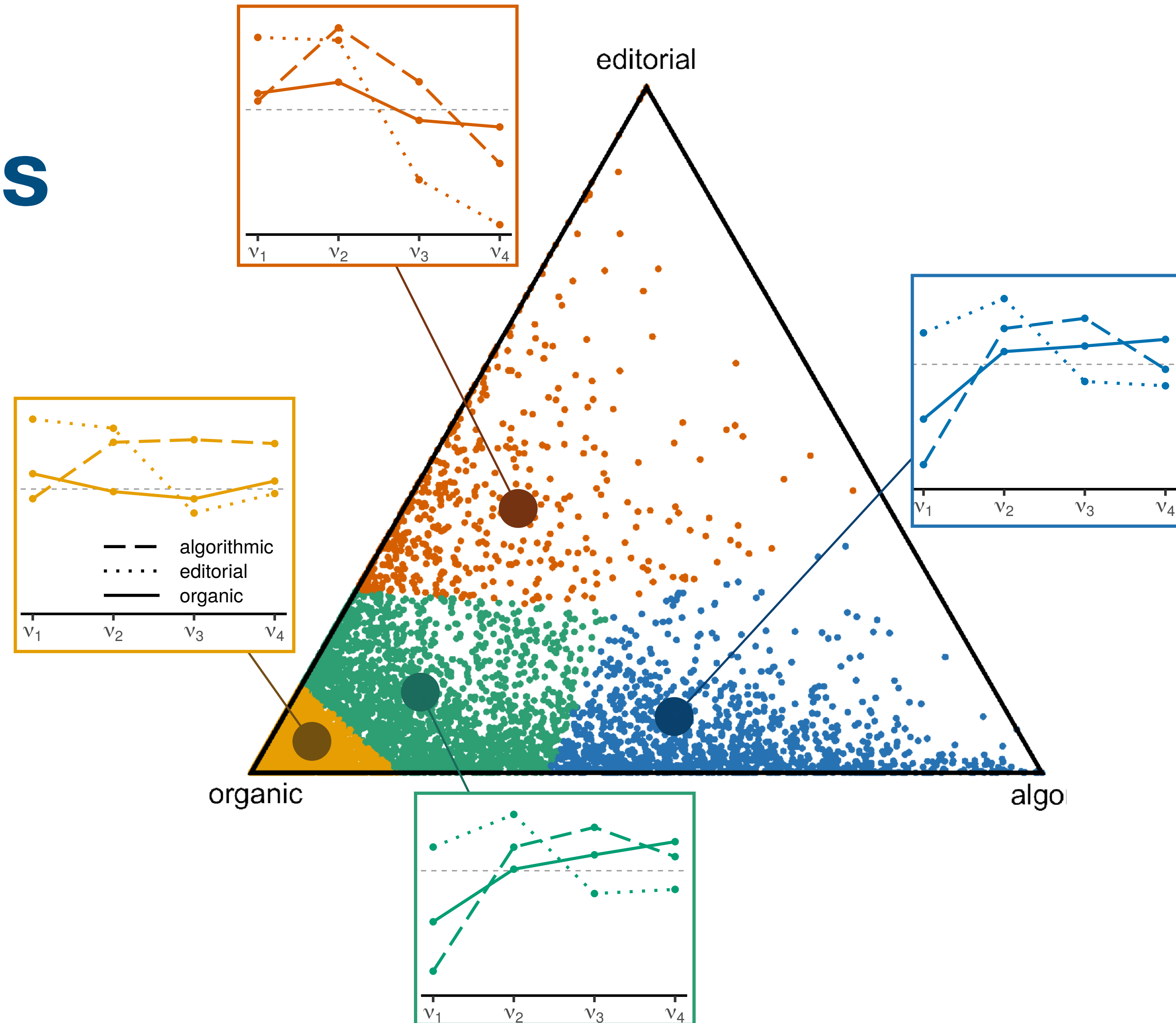
Fig. 5. Relative consumption of content from each popularity bin, average log-ratio with respect to a uniformly random baseline for each bin (0 corresponds to no deviation, the x-axis is ordered from v_1 to v_4 i.e., for musical content from more to less popular artists). *Top*: average over all plays. *Bottom*: breakdown by access mode.

Filter niches rather than bubbles



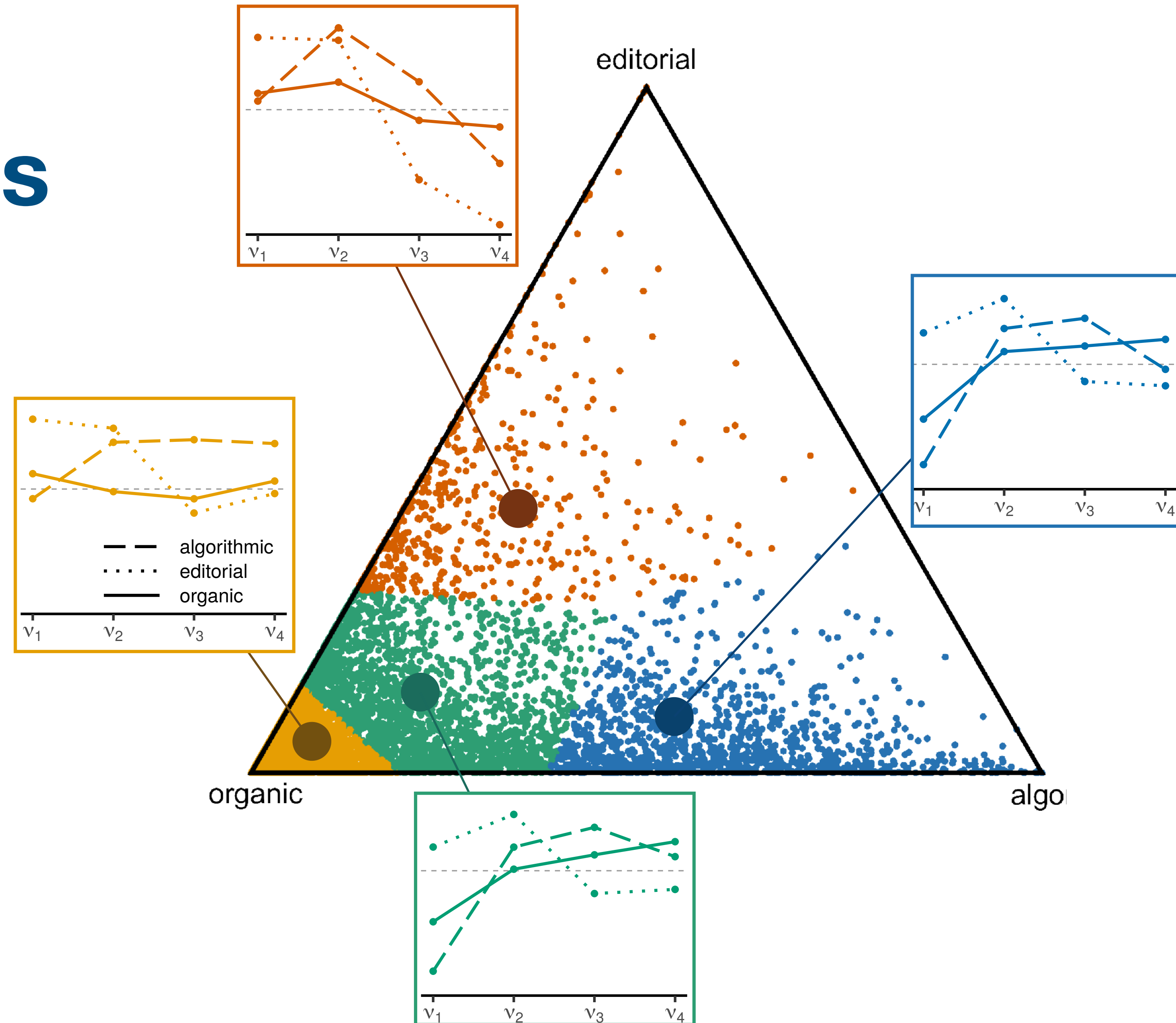
Filter niches rather than bubbles

- **Radio playlists** generally **less dispersed than user types** (more exploitation), while they are wide variations in terms of **artist popularity**



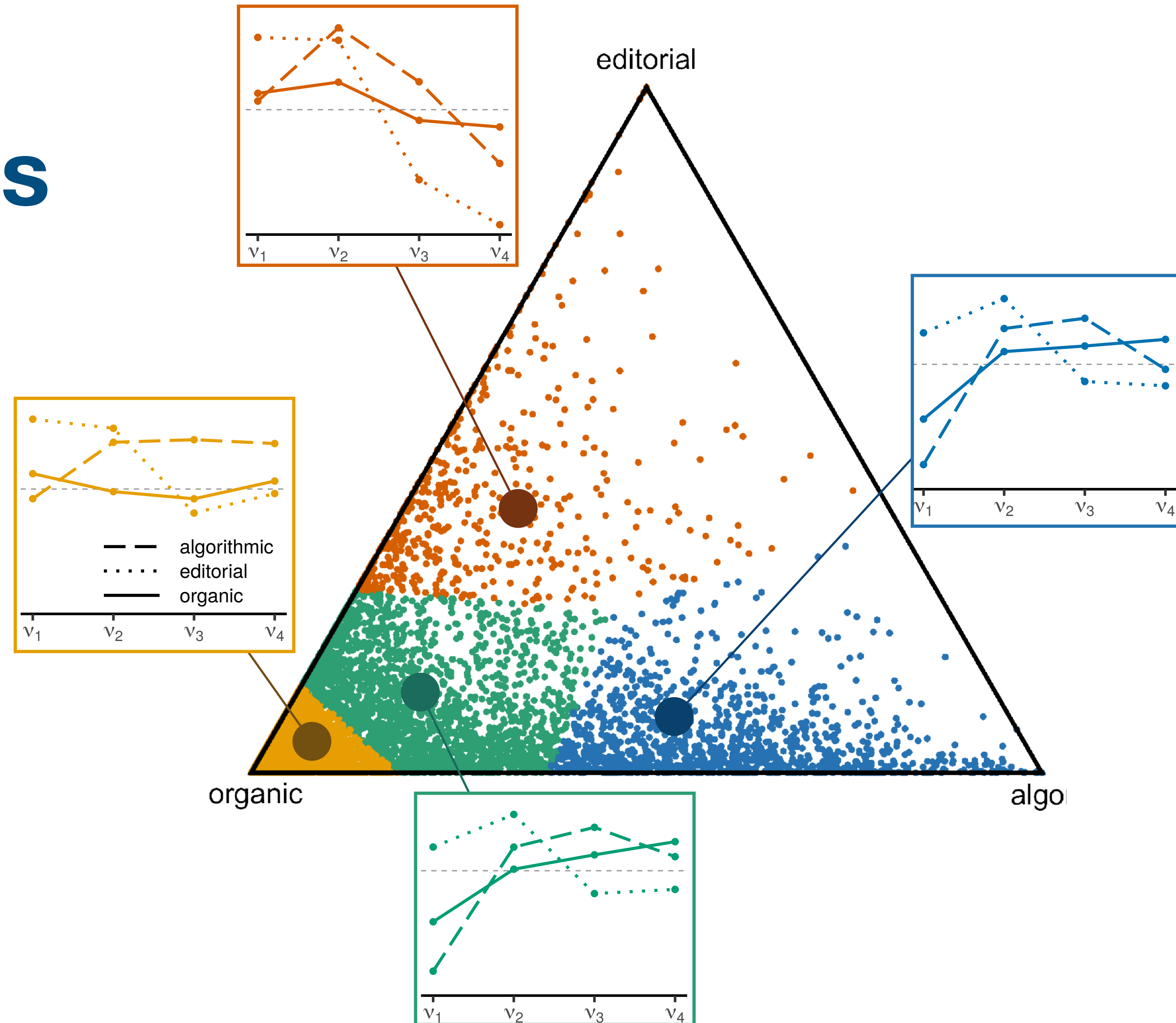
Filter niches rather than bubbles

- **Radio playlists** generally **less dispersed than user types** (more exploitation), while they are wide variations in terms of **artist popularity**
- **Algorithmic access modes** generally **avoid popular content**, but not for editorial users



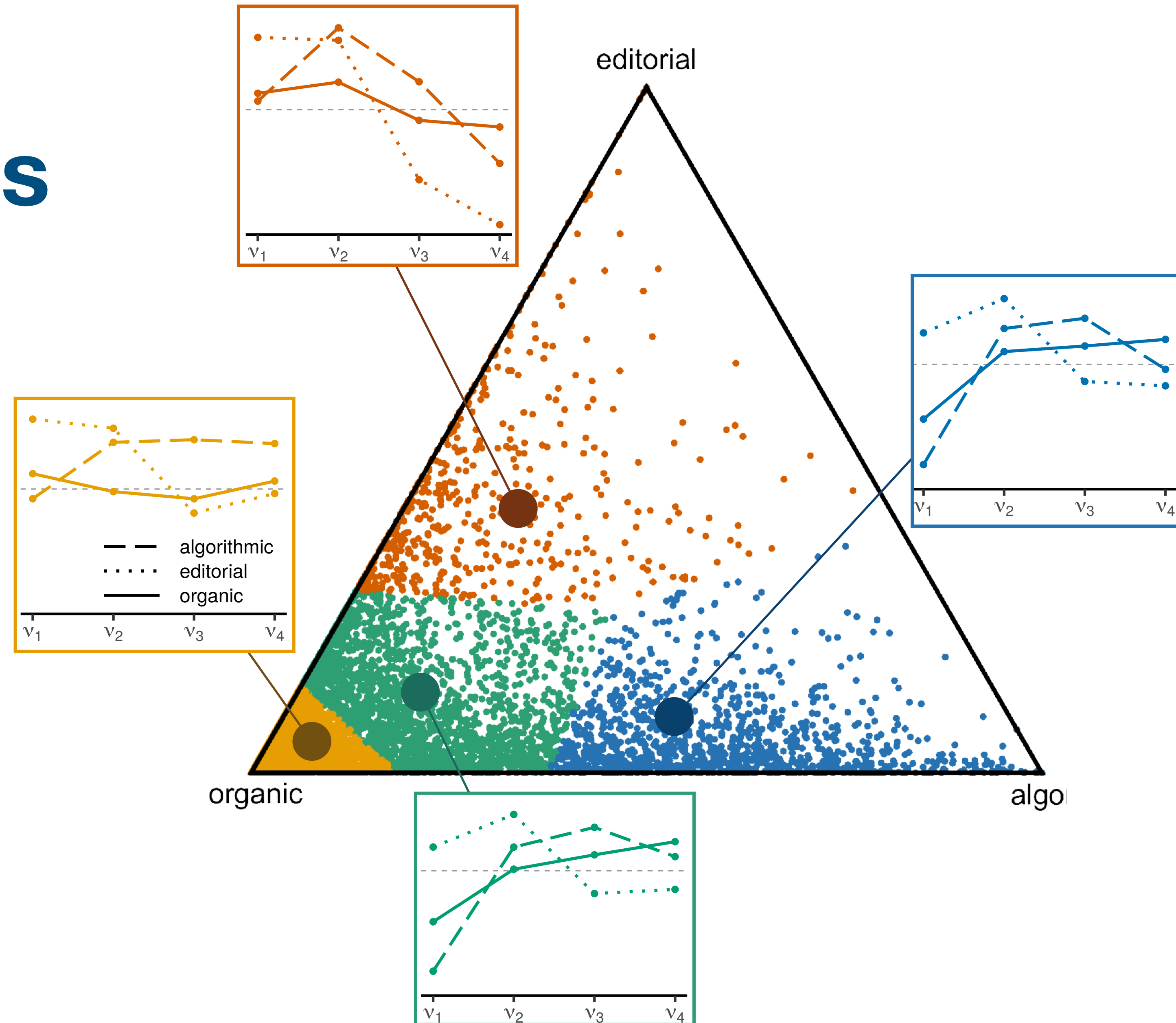
Filter niches rather than bubbles

- **Radio playlists** generally **less dispersed than user types** (more exploitation), while they are wide variations in terms of **artist popularity**
- **Algorithmic access modes** generally **avoid popular content**, but not for editorial users
- **Organic users** focus most on **less popular content** — yet, these users precisely exhibit a relatively balanced diet of platform affordances,
 - *hypothesis*: these are the most “expert” users who best exploit platform affordances



Filter niches rather than bubbles

- **Radio playlists** generally **less dispersed than user types** (more exploitation), while they are wide variations in terms of **artist popularity**
- **Algorithmic access modes** generally **avoid popular content**, but not for editorial users
- **Organic users** focus most on **less popular content** — yet, these users precisely exhibit a relatively balanced diet of platform affordances,
 - *hypothesis*: these are the most “expert” users who best exploit platform affordances
- **Editorial access**, by contrast, even more so for **editorial users**, fulfills a role traditionally ascribed to radios in terms of mainstream exploration, yet with more exploration / higher dispersion



No blanket answer to the impact of recommendation

but more clear-cut answers
if we distinguish beforehand
persona, user types, affordance use

No blanket answer to the impact of recommendation

but more clear-cut answers
if we distinguish beforehand
persona, user types, affordance use

—
thanks!