



HAL
open science

Dental practice-based research networks (D-PBRN) worldwide: A scoping review

Thibault Canceill, Paul Monsarrat, Edouard Faure-Clement, Marie Tohme,
Jean-Noël Vergnes, Brigitte Grosogeat

► **To cite this version:**

Thibault Canceill, Paul Monsarrat, Edouard Faure-Clement, Marie Tohme, Jean-Noël Vergnes, et al.. Dental practice-based research networks (D-PBRN) worldwide: A scoping review. *Journal of Dentistry*, 2021, 104, pp.103523 -. 10.1016/j.jdent.2020.103523 . hal-03492807

HAL Id: hal-03492807

<https://hal.science/hal-03492807v1>

Submitted on 15 Dec 2022

HAL is a multi-disciplinary open access archive for the deposit and dissemination of scientific research documents, whether they are published or not. The documents may come from teaching and research institutions in France or abroad, or from public or private research centers.

L'archive ouverte pluridisciplinaire **HAL**, est destinée au dépôt et à la diffusion de documents scientifiques de niveau recherche, publiés ou non, émanant des établissements d'enseignement et de recherche français ou étrangers, des laboratoires publics ou privés.



Distributed under a Creative Commons Attribution - NonCommercial 4.0 International License

Dental Practice-Based Research Networks (D-PBRN) worldwide: a scoping review

Short running title: DPBRN worldwide: a scoping review

Thibault CANCEILL^{1,2*}, Paul MONSARRAT^{1,3,4*}, Edouard FAURE-CLEMENT⁵, Marie TOHME⁵, Jean-Noël VERGNES^{1,6✉}, Brigitte GROSGOGEAT^{5,7✉}

Corresponding author:

- Thibault CANCEILL
Université Paul Sabatier – UFR Odontologie
3 chemin des Maraichers, 31400 Toulouse, France
thibault.canceill@univ-tlse3.fr
ORCID : 0000-0002-0049-7622

Others' ORCID :

Paul MONSARRAT 0000-0002-5473-6035
Brigitte GROSGOGEAT 0000-0003-2194-7300
Jean-Noël VERGNES 0000-0001-7322-6551

¹ Université Paul Sabatier, Faculté de Chirurgie Dentaire, Hôpitaux de Toulouse, 3 Chemin des Maraichers, 31062 Toulouse Cedex 9, France.

² CIRIMAT, University of Toulouse, CNRS, INPT, Université Paul Sabatier, Faculté de Pharmacie, 35 Chemin des Maraichers, 31062 Toulouse cedex 9, France

³ Toulouse Institute of Artificial Intelligence ANITI, Toulouse, France

⁴ STROMALab, Université de Toulouse, CNRS ERL 5311, EFS, ENVT, Inserm, UPS, France

⁵ Université Lyon 1 ; Faculté d'Odontologie, 11 rue Guillaume Paradin 69008 Lyon, France ; Hospices Civils de Lyon, Pôle d'Odontologie, 6-8 place Deperet, 69007 Lyon, France

⁶ Division of Oral Health and Society, Faculty of dentistry, McGill University, Montreal, Quebec, Canada

⁷ Université Lyon 1; LMI UMR CNRS, 5615 ; 11 rue Guillaume Paradin 69008 Lyon, France ;

*,[✉] These authors contributed equally to this work.

The authors declare that they have no known competing financial interests or personal relationships that could have appeared to influence the work reported in this paper.

Keywords: evidence-based practice; evidence-based dentistry; practice patterns, dentists'; public health dentistry; general practice, dental; dental research

Dental Practice-Based Research Networks (D-PBRN) worldwide: a scoping review

Abstract word count: 284

Total word count: 3897

Keywords: evidence-based practice; evidence-based dentistry; practice patterns, dentists'; public health dentistry; general practice, dental; dental research

Abstract

Objectives: For more than twenty years, dental practice-based research networks (D-PBRN) have helped to structure clinical research in private practice. They bring together practitioners working in several structures and may include a greater number of subjects. The aims of this study were thus to systematically explore the scientific production from dental private practices in general and to map and describe the D-PBRN activity worldwide.

Data sources: Two research procedures were carried out in parallel. The first was conducted as a scoping review to examine peer-reviewed literature indexed in the PubMed database and the second was performed on the World Wide Web to identify the main characteristics of the networks (location, scientific production...).

Study selection: 368 publications were identified among which 202 were published by PBRN members and the others by private practitioners not affiliated to any network. 210 (57% of the included articles) were produced in the USA. A higher number of diverse centers are involved in each study when it is conducted by a PBRN (59.06 ± 66.59 vs. 13.51 ± 31.58 for networks and independent teams, respectively; $p < 0.01$). 24 D-PBRN were identified, a majority being based in the USA and 8 in Europe.

Conclusions: Although dental practice-based research has grown over the years, the number of D-PBRN worldwide remains low. Even if it requires some investment to produce research in dental offices, this type of networks helps to fill the gap between private practice and research and to improve knowledge on oral health.

Relevance: The mapping of all the dental PBRN together with the research topics studied throughout the world make the relevance of this article. The ways to improve practice-based research in dentistry are also discussed in the paper.

Introduction

In dentistry as in medicine, the vast majority of patients receive care in an ambulatory primary care setting, yet the majority of clinical research occurs in academic institutions [1]. This situation raises many problems, including the limited external validity of studies (e.g. selection bias regarding patient populations), the diverse nature of private dental care practice which is not taken into account, and the difference between efficacy and effectiveness which, from a public health perspective, is very important.

One of the main solutions to these well-known issues has been the implementation of practice-based research networks (PBRN). These networks strive to generate results that are relevant to both patients and clinicians, by comparing interventions among participants and representative settings of usual care [2].

As in medicine, dentistry has also experienced an increase in the development of dental-PBRN (D-PBRN) spread over several countries [3]. The first was created in the United States in 1976 (Clinical Research Associate, CRA) but most of them have appeared since the 2000's. These networks bring together practitioners working mainly in private, sometimes public structures, and who are voluntary to conduct studies within their practice. The protocols thus developed may include a greater number of subjects, from various geographical origins, and with closer profiles to the general population [4]. D-PBRN were initially thought to respond to private practitioners' demands to participate in research protocols [5] but also to increase knowledge on the daily practices of the majority of dentists [5,6]. D-PBRN have thus helped to structure research in private practice, however, no comprehensive review has yet analyzed the territorial mesh of these networks and their research activity as a whole. These elements are necessary for public decision-makers to adapt research and public health policies.

The aims of this study were thus to systematically explore the scientific production from dental private practices in general and to map and describe the D-PBRN activity worldwide.

Methods

Study design

Because of the exploratory nature of our research question, we chose a scoping review framework [7], as it is a useful way for answering broad questions in a systematic manner. The PRISMA-ScR guideline (PRISMA extension for Scoping Reviews) has been followed [8].

Eligibility criteria

Given the diversity of the requested information, we have considered any publication, scientific or not - including websites - as a potential source of information. We have restricted our search strategy to information published in English and French. We did not apply any time limit.

Information sources and search strategies

Two research procedures were carried out in parallel. The first concerned the D-PBRN themselves and their display on the Internet. The second concerned all biomedical publications regarding the oral cavity, indexed in PubMed, and that are related to practice-based research.

The search strategy for existing networks was conducted first using the Google Internet search engine and then by exploiting the content of articles that were found on PubMed. The search strategy was derived from iterative Google requests of the terms "dental + practice + research network + world", "dental PBRN" and "réseaux de recherche + dentistes" (French) in May 2020. The association of the different terms was prepared following the checklist edited for performing iterative requests on Google Trends® search engine [9].

The search strategy for publications indexed in the PubMed database was performed iteratively, last conducted on March 17th, 2020, and detailed in Supplemental Appendix 1.

Network and study selection

The requests performed on Google search engine enabled to specifically identify PBRN having developed at least one study in the field of dentistry, whether it implicated dental surgeons, hygienists, or physicians. Were excluded the networks that 1) ~~were not dealing~~ **never dealt** with oral medicine **or dentistry**, 2) were not dealing with private practices, 3) did not conduct the studies themselves. The results of this search were compared to those obtained by screening on PubMed.

The iterative requests on PubMed aimed to identify publications related to practice-based research in dentistry, including studies and reviews, and conducted by the networks themselves or independent teams and/or practitioners. Articles not dealing with dentistry, proceedings of international conferences unrelated to practice-based research, studies dealing with student training, publications unrelated to practice-based research, studies conducted exclusively in university hospitals, and articles published in languages other than English were excluded. Case reports and duplicate publications were also excluded (*i.e.* articles

published with the same full-text in two different journals and/or bearing on PubMed the mention “*republished from*” [10,11]). Publications presenting the same work using different point of views and outcomes were retained [12,13].

Data collection process

Websites of the different networks were analyzed by one evaluator (TC) to identify all usable information characterizing their activity in the field of dentistry. This included the date of foundation, the state of registration, eventually their main fields of interest, the number of studies carried out or still in progress, the number of publications it has generated and also their sources of funding.

All articles obtained during the search were first screened by two calibrated evaluators (TC and EFC) to evaluate inclusion criteria. Included publications were then assessed twice, and required data were collected using a data extraction form. The form comprised year of publication, country where the research took place, journal, network membership or not, type of study, number of participants, type of practice for the implicated practitioners, sources of funding, and research topics. The impact factors concerning the year the article was published were extracted from the Journal Citation Reports® (Clarivate Analytics, USA, version 2019), and the topic of the research was determined using MeSH ontology 2020 [14].

We did not conduct a critical appraisal of included sources of evidence because of the exploratory nature of our research.

Results

Network and study selection

PubMed search strategy retrieved 938 articles, of which 555 were rejected for meeting at least one exclusion criterion and 15 were found to be duplicates (Figure 1). Finally, 368 publications were included and analyzed: 201 were published by network members (87.6% were original studies, others were reviews or editorials) and 167 by independent teams (77.1% were original studies), **see supplemental Appendix 2 for details about individual studies.**

Iterative searches on Google yielded results indicating the existence of at least 18 networks in the world (Figure 1). Four were excluded, 3 because they did not include private practitioners (Réseau de Recherche en Santé Buccodentaire et Osseuse (Canada), Network for Canadian Oral Health and Research (Canada), Sociedad Española de Periodoncia y Osteointegración (Spain)) and 1 (American Association of Orthodontists PBRN) because it served as an advisor

for the National Dental Practice-Based Network (NDPBRN) and thus did not produce research itself. A link to the US-government website listing existing PBRN was present in the results (<https://pbrn.ahrq.gov>) and led to identify 3 additional networks in the USA (Practice-based Research in Oral Health Network (PROH), South Texas Oral Health Network (STOHN), and Network for Community Oral Health Research (NCOHR)). Articles analysis also highlighted 7 more networks (Ceramic Success Analysis (CSA, Germany) [15], Oral Rehabilitation Outcomes Network (ORONet, Italy) [16], Clinical Research Associate (CRA, USA)[17], Netherlands General Practice-Based Research Network (NGPBRN, Netherlands)[18], Community Research for Oral Wellness Network (CROWN, USA)[19], The Applied Research Group for Kids (TARGet Kids!, Canada)[20,21], and Arbeitskreis Zahnärztliche Therapie (Germany)[22]). A total of 24 D-PBRN were finally included.

Characteristics of networks and studies

The earliest article identified dates from 1981 [23]. In the publications clearly identifying a D-PBRN, the name of the network is mentioned in the title in 64.4% of cases (n = 130), as an author in 57.9% (n = 117), and/or in the authors' affiliations in 39.6% of cases (n = 80). The overall number of publications increased over time with 72 articles between 2000 and 2009 and 277 between 2010 and 2019. A peak is noted in 2013 with the creation of the NDPBRN. Since 2010, there is a growing number of clinical studies (Figure 2).

USA exhibit the largest amount of publications (57%, 210 articles), followed by UK (14%, 52), and Germany (7%, 25) (Figure 3). The European region overall accounts for more than a third of published articles (n = 125 in 13 countries). In Asia, Japan is the main country involved in dental practice-based research (n = 12).

Among all the included publications, 202 were published by members of a PBRN (54.9%), the majority of these articles (n = 177) being clinical studies (cross-sectional, prospective, retrospective, or trials).

When comparing articles published by networks with those written by independent teams, different elements appear, the results of which are presented in Table 1. Within networks, a higher number of diverse centers are involved in each study (59.06 ± 66.59 vs. 13.51 ± 31.58 for networks and independent teams, respectively; $p < 0.01$), but a greater number of patients are included in independent publications when clinical studies are conducted (2492 ± 3939 for network studies vs. 6646 ± 23029 for independent studies; $p < 0.01$). D-PBRN conduct more surveys for practitioners than independent teams (n = 94 vs. n = 58, $p=0.03$) and include more practitioners in these surveys (8341 ± 59418 vs. 773 ± 1288 ; $p < 0.01$). Journals in which the

articles of the networks' articles are published have a higher mean impact factor (2.44 ± 1.02 vs. 1.93 ± 1.03 ; $p < 0.01$,) Supplemental Appendix 3) and the type of publications differs between the two groups. Networks conduct a majority of incidence and descriptive studies about private practice care habits ($n = 116$ vs. $n = 24$; $p < 0.01$), while independent researchers conduct more clinical trials ($n = 28$ vs. $n = 8$; $p < 0.01$) and retrospective studies ($n = 36$ vs. $n = 16$; $p < 0.01$) compared to networks. By referring each article to an item of the MeSH classification, it appears that independent teams of dentists produce more publications regarding pediatric dentistry ($n = 19$ vs. $n = 3$; $p < 0.01$) and periodontology ($n = 17$ vs. $n = 1$; $p < 0.01$). Conversely, D-PBRN have a special interest in dental surgeons' practice patterns ($n = 56$ vs. $n = 14$; $p < 0.01$) and publish more on endodontics than independent teams ($n = 15$ vs. $n = 4$; $p = 0.03$).

Analysis of websites, brochures, lectures, and articles of all included networks found that ~~twelve~~ eleven D-PBRN do not show any proof of activity in 2020, *i.e.* meetings or recruiting studies. Eleven networks and one DPBRN region were composed of private care and university practitioners, while the others only involved private care dentists. Three reported the participation of dental hygienists [24]. All networks and their characteristics and activities are presented in Table 2.

The majority of these networks are based in the United States of America (Figure 4), including the NDPBRN which is considered as the biggest network in the world due to its presence throughout the USA and in Northern Europe, but also because it is the network that has included the most patients and involved the most practitioners since its creation in 2012 (Table 2) [25]. Studies that are performed on patients in the different regions deal with oral health and general diseases and the link between the two. Moreover, another main topic developed by NDPBRN researchers relates to practice patterns as it is particularly easy for them to send surveys to practitioners or to distribute them directly during annual meetings in order to evaluate their diagnosis and care habits. The objective of the NDPBRN when it was inaugurated was to build a big American D-PBRN [25] able to replace the CONDOR group, *i.e.* a set of three networks spread over the US territory. It gathered the Practitioners Engaged in Applied Research and Learning Network (PEARL, USA), the Northwest Practice-based REsearch Collaborative in Evidence-based DENTistry (Northwest PRECEDENT, USA) and the Dental Practice-Based Research network, (DPBRN, USA). Nowadays, the three are not active separately as they have been included in the NDPBRN in 2012 [25]. The NDPBRN also includes a Scandinavian branch with practitioners based in Denmark, Sweden, and

Norway [25]. These foreign-based offices from Northern Europe were originally part of the 500 centers of the DPBRN during its 9 years of existence between 2003 and 2012 [26–28].

The South Texas Oral Health Network (STOHN), founded in 2008, is the second network in terms of included patients but for instance, due to a smaller region of influence, it has developed less study than the NDPBRN.

The oldest group of practice-based researchers in the world, the CRA, is also located in the USA and was founded in 1976 by Gordon Christensen [17]. This network is specialized in dental biomaterials evaluation both clinically and *in vitro* [17].

The latest network in the USA among those still active is the specific network of the American Association of Oral and Maxillofacial Surgeons (AAOMS PBRN). Specialized in surgery, it is directly funded by the association itself, while the previous listed networks receive grants from external public and/or private structures.

There are five other US-networks that are not currently active. Among which the first to be created was the CROWN network, located in Ohio, and founded in 1998 [19]. The Evidence Based Dentistry PBRN (EBD-PBRN) was founded in 2011 with the aim of bringing together international data on general diseases and biomaterials in order to draw conclusions with a high level of evidence. It was partly funded by the American Dental Association. The Practice-based Research in Oral Health Network (PROH) was founded in 2013 and gathered more than 180 practitioners in seven studies dealing with oral health and dental materials. The remaining two are the Network for Community Oral Health Research (NCOHR) and the Orthodontic PBRN (OPBRN).

Three dental networks are located in the United-Kingdom (UK). The Product Research and Evaluation by Practitioners Panel (PREPP), founded in 1993, is the oldest and has performed 50 studies in the field of biomaterials [17,29,30]. The Scottish Dental PBRN (SDPBRN), also known as Glasgow Research Initiative in Dental Practice [17], is more diversified with fields of research in oral health, caries treatments, and care quality; 18 studies have been performed since its creation in 1998. The third is the Birmingham Research in Dental General Practice Network (BRIDGE), based in Birmingham University [17]. Founded in 2000, research topics relate to radiology, caries treatments, fixed prosthesis, and job satisfaction [17].

Five more networks are based in other European Countries. Three of them are currently active: the ReCOL in France, the Arbeitskreis Zahnärztliche Therapie in Germany and the Ceramic Success Analysis (CSA), established in 1994. The latter is a web-based network involving dentists also living in France, Spain, Chile, and China in order to cumulate data on daily practices [15]. The final two (the NGDPBRN in Netherlands [18] and the ORONet in

Italy which was created in 1996 and grouped practitioners from Italy, France, Netherlands, Finland, Canada, and USA in studies specifically oriented in prosthodontics [16]) do not appear to be active anymore.

In the rest of the world, one network was collated in Japan, one in Australia, and one in New-Zealand. The Japanese one is called Dental PBRN Japan (JDPBRN) and was established in 2010 in order to pilot studies in Japan and studies in collaboration with the NDPBRN from the USA. The Australian group is named eviDent and was created in 2011. The last dental network is the Applied Research through Clinicians' Hands DPBRN (ARCH), located in New-Zealand.

Finally another identified network is based in Canada (TARGet Kids!) but is not specifically a dental PBRN because it is composed of medical doctors, essentially pediatricians, who have performed some studies on dental topics concerning, for instance, caries status in childhood [20,21].

Discussion

Results of this scoping review show a fast growing activity of D-PBRN. Independent private practitioners are also developing and conducting research projects. This review reveals the multicenter nature of many studies, mainly those conducted by well-identified networks, and the close collaboration that exists between working groups in different countries. The ramification of these networks is growing. The NDPBRN based in the USA also includes practitioners in Sweden, Denmark, and Norway, who were originally part of the DPBRN and continue to fully participate in the studies [10,31–33]. In addition, the Japanese network JDPBRN has also been involved in some studies in partnership with the American NDPBRN [34]. Over the 21 networks identified as specialized in dentistry since 1976, the Canadian pediatric medicine network TARGet Kids! has also conducted studies in the field of dentistry. These studies were included in our analysis because they are fully oriented toward dental research, especially in the field of epidemiology, to identify factors associated with tooth cavities development and dental care needs [20,21], and thus presented no argument for exclusion.

Even if the D-PBRN are numerous around the world, many of them have ceased their activity. Many reasons could explain this phenomenon. Managing such a network from its design to

the completion of research protocols is complex. A strong management team is needed to recruit and motivate for a long period practitioners willing to get involved in studies [25]. The NDPBRN have a complex organization with many entities, each one in charge of good functioning for practitioner recruitment, protocol conception, and any other network branch [25,28]. The increase in the number of dentists enrolled depends on the network's recognition, which is reflected by a large number of publications and concrete results on new topics. It was in part to grow these networks' reputation that several articles were duplicated and republished in other newspapers after their initial publication [35,36].

A PBRN must also have sufficient funding for developing and conducting protocols. In the United States, 142 studies were funded in whole or in part by the National Institute for Health (NIH) *via* its branch the National Institute of Dental and Craniofacial Research (NIDCR), making NIH the organization that allocated the most funds to dental PBRN. In other cases, grants and funding for studies come from other public structures or private companies. For example, some manufacturers fund their own studies in partnership with networks in order to clinically evaluate their materials [29,37–39]. The solution for acquiring financial and structural stability therefore requires supervision by an institution such as a university in the case of NDPBRN [25,28]. The network is thus managed from the parent structure and research is conducted entirely or partly externally in private practice. The additional inclusion of patients at the teaching hospital presents the advantage of offering an even more representative range of included subjects from the general population. However, the proportion of included patients in hospital centers cannot be too important as the organization of practice in terms of care time, operators, and equipment differ between hospital and dental offices. It has already been shown that dental surgeons in private practice present more characteristics in common with dental surgeons involved in D-PBRN than with academic ones [6], and that PBRN are a mirror of routine practice [5]. The management of protocols from parent institutions also facilitates the participation of dental surgeons [28], as it is difficult for them to combine the roles of study sponsor and operator while ensuring the proper conduct of their practice. Indeed, the important workload associated with managing a private practice can tend to frighten dentists and limit their participation in research studies.

Once networks are established and functional, maintenance is constant. Newsletters can be set up to keep dentists informed on the progress of research within the network and annual meetings organized to bring members together. Websites are concrete examples of the difficulty of maintaining alive a network because they require constant updating and stay still accessible even if the network has ceased its activities.

It is interesting to note that the number of practitioners engaged in research, the average number of included patients, and the duration of research is higher for studies developed outside a network. The higher number of included subjects can be explained by the fact that independent teams performed more studies based on the compilation of numerical data from very large samples. Practitioners who are network members are often considered as subjects themselves when they are asked to answer surveys on their daily practice. In these cases, no follow-up is established over time.

An important point when considering the validity of research conducted within private practice is the ability for dentists and dental staff to deliver consents, cares, and assessments in a calibrated manner [5]. Although few articles mention the matter of calibration among practitioners, some networks such as NDPBRN are highly concerned about their evaluators' calibration [40]. However, it is easy to understand how difficult it would be for each network to bring dentists from several regions of the world or a nation together for calibration sessions. Therefore, this must be taken into account when interpreting the results of practice-based research and when compiling data for eventual future meta-analyses.

This study has some limitations ~~which that~~ need to be considered. There may be ~~a small bias~~ ~~some approximations~~ in the geographical places where studies were conducted because data on the origin of the main structure involved in the protocol were not always available, ~~and~~ in these cases we had to arbitrarily define the location as the country of origin of the first author. ~~Another limitation is that there~~ is also a large number of articles on PubMed that have been produced without the frame of a clearly identified PBRN. ~~Our strategy for selecting networks and primary studies was guided by the sole concern of the reproducibility of our research. Thus, we proceeded to a two-step search, using a forward approach: first we searched for networks, then we searched for primary studies. We did not conduct a backward search (which would have led to the retro-identification of the networks from articles) for the main analysis. The reason is that this would have led, in too many situations, to subjectively affiliate a study to a network, with no certainty (and no reproducibility). This argues in favor of a need for a better identification concerning the work produced by networks. The AZT in Germany for example seems to have an important activity; however it does not appear clearly in our network analysis. In a society where the visibility of scientific data is crucial, improving the visibility of research helps accelerate the dissemination of scientific messages~~

[41]. Membership in a research network, which is also recognized, is a value that may be perceived as a guarantee of quality and scientific integrity and collective intelligence.

Case reports have been excluded from this review. Although the value of publishing case reports is undeniable, the present work did not consider them because they do not constitute studies based on well-established research protocols [42], they are not population-based studies, and they do not permit to sufficiently shed light on care practices in dental offices.

The search strategy herein considered the contents of the articles obtained on PubMed as well as the contents of the networks' websites, with the risk that these had not been updated recently. It has been noted that many included articles in the analysis are not published on the sites of their own networks, and conversely some articles may be posted on websites without being accessible on the Internet (articles published in national journals).

Conclusion

Practice-based research has been growing over the years and will continue to acquire results from private offices as these are applicable to daily practice. There is a need for D-PBRN to diversify their topics of interest in order to improve knowledge on oral health. Collaboration between several teams in different countries enables to increase the quality and power of performed studies. Nowadays, with the development of many networks around the world, it has become relatively easy for interested dentists to join a structure by going directly to these groups' websites and filling out membership forms. Even if it requires some investment to produce research in dental offices, this type of initiative helps to fill the gap between private practice and research and should be widely encouraged.

Funding

This research did not receive any specific grant from funding agencies in the public, commercial, or not for profit sectors.

References

- [1] J.M. Westfall, J. Mold, L. Fagnan, Practice-based research--"Blue Highways" on the NIH roadmap, *JAMA*. 297 (2007) 403–406. <https://doi.org/10.1001/jama.297.4.403>.
- [2] T.W. Concannon, J.-M. Guise, R.J. Dolor, P. Meissner, S. Tunis, J.A. Krishnan, W.D. Pace, J. Saltz, W.R. Hersh, L. Michener, T.S. Carey, A national strategy to develop pragmatic clinical trials infrastructure, *Clin. Transl. Sci.* 7 (2014) 164–171. <https://doi.org/10.1111/cts.12143>.
- [3] F.A. Curro, R.G. Craig, P. Van Thompson, Practice-based research networks and their impact on dentistry: creating a pathway for change in the profession, *Compend. Contin. Educ. Dent. Jamesburg NJ* 1995. 30 (2009) 184, 186–187.
- [4] G.H. Gilbert, Racial and socioeconomic disparities in health from population-based research to practice-based research: the example of oral health, *J. Dent. Educ.* 69 (2005) 1003–1014.
- [5] G.H. Gilbert, J.S. Richman, V.V. Gordan, D.B. Rindal, J.L. Fellows, P.L. Benjamin, M. Wallace-Dawson, O.D. Williams, DPBRN Collaborative Group, Lessons learned during the conduct of clinical studies in the dental PBRN, *J. Dent. Educ.* 75 (2011) 453–465.
- [6] S.K. Makhija, G.H. Gilbert, D.B. Rindal, P.L. Benjamin, J.S. Richman, D.J. Pihlstrom, DPBRN Collaborative Group, Dentists in practice-based research networks have much in common with dentists at large: evidence from the Dental Practice-Based Research Network, *Gen. Dent.* 57 (2009) 270–275.
- [7] H. Arksey, L. O'Malley, Scoping studies: towards a methodological framework, *Int. J. Soc. Res. Methodol.* 8 (2005) 19–32. <https://doi.org/10.1080/1364557032000119616>.
- [8] A.C. Tricco, E. Lillie, W. Zarin, K.K. O'Brien, H. Colquhoun, D. Levac, D. Moher, M.D.J. Peters, T. Horsley, L. Weeks, S. Hempel, E.A. Akl, C. Chang, J. McGowan, L. Stewart, L. Hartling, A. Aldcroft, M.G. Wilson, C. Garritty, S. Lewin, C.M. Godfrey, M.T. Macdonald, E.V. Langlois, K. Soares-Weiser, J. Moriarty, T. Clifford, Ö. Tunçalp, S.E. Straus, PRISMA Extension for Scoping Reviews (PRISMA-ScR): Checklist and Explanation, *Ann. Intern. Med.* 169 (2018) 467. <https://doi.org/10.7326/M18-0850>.
- [9] S.V. Nuti, B. Wayda, I. Ranasinghe, S. Wang, R.P. Dreyer, S.I. Chen, K. Murugiah, The use of google trends in health care research: a systematic review, *PloS One*. 9 (2014) e109583. <https://doi.org/10.1371/journal.pone.0109583>.
- [10] J.L. Riley, V.V. Gordan, C.T. Ajmo, H. Bockman, M.B. Jackson, G.H. Gilbert, Dental PBRN Collaborative Group, Dentists' use of caries risk assessment and individualized caries prevention for their adult patients: findings from The Dental Practice-Based

- Research Network, *Community Dent. Oral Epidemiol.* 39 (2011) 564–573.
<https://doi.org/10.1111/j.1600-0528.2011.00626.x>.
- [11] J.L. Riley, V.V. Gordan, C.T. Ajmo, H. Bockman, M.B. Jackson, G.H. Gilbert, Dentists' use of caries risk assessment and individualized caries prevention for their adult patients: Findings from The Dental Practice-Based Research Network, *Tex. Dent. J.* 132 (2015) 18–29.
- [12] A.S. Law, D.R. Nixdorf, I. Rabinowitz, G.J. Reams, J.A. Smith, A.V. Torres, D.R. Harris, National Dental PBRN Collaborative Group, Root canal therapy reduces multiple dimensions of pain: a national dental practice-based research network study, *J. Endod.* 40 (2014) 1738–1745. <https://doi.org/10.1016/j.joen.2014.07.011>.
- [13] A.S. Law, D.R. Nixdorf, A.M. Aguirre, G.J. Reams, A.J. Tortomasi, B.D. Manne, D.R. Harris, National Dental PBRN Collaborative Group, Predicting severe pain after root canal therapy in the National Dental PBRN, *J. Dent. Res.* 94 (2015) 37S-43S. <https://doi.org/10.1177/0022034514555144>.
- [14] N. Sorden, New MeSH Browser Available, *NLM Tech. Bull.* (2016) e2.
- [15] K. Collares, M.B. Corrêa, M. Laske, E. Kramer, B. Reiss, R.R. Moraes, M.-C.D.N.J.M. Huysmans, N.J.M. Opdam, A practice-based research network on the survival of ceramic inlay/onlay restorations, *Dent. Mater. Off. Publ. Acad. Dent. Mater.* 32 (2016) 687–694. <https://doi.org/10.1016/j.dental.2016.02.006>.
- [16] F. Bassi, A.B. Carr, T.-L. Chang, E. Estafanous, N.R. Garrett, R.-P. Happonen, S. Koka, J. Laine, M. Osswald, H. Reintsema, J. Rieger, E. Roumanas, E. Estafanous, T.J. Salinas, C.M. Stanford, J. Wolfaardt, Oral Rehabilitation Outcomes Network-ORONet, *Int. J. Prosthodont.* 26 (2013) 319–322.
- [17] F.J.T. Burke, Evaluating restorative materials and procedures in dental practice, *Adv. Dent. Res.* 18 (2005) 46–49. <https://doi.org/10.1177/154407370501800304>.
- [18] K. Collares, N.J.M. Opdam, M. Laske, E.M. Bronkhorst, F.F. Demarco, M.B. Correa, M.C.D.N.J.M. Huysmans, Longevity of Anterior Composite Restorations in a General Dental Practice-Based Network, *J. Dent. Res.* 96 (2017) 1092–1099. <https://doi.org/10.1177/0022034517717681>.
- [19] F.A. Curro, D. Vena, F. Naftolin, L. Terracio, V.P. Thompson, The PBRN initiative: transforming new technologies to improve patient care, *J. Dent. Res.* 91 (2012) 12S-20S. <https://doi.org/10.1177/0022034512447948>.
- [20] P.D. Wong, C.S. Birken, P.C. Parkin, I. Venu, Y. Chen, R.J. Schroth, J.L. Maguire, TARGet Kids! Collaboration, Total Breast-Feeding Duration and Dental Caries in

- Healthy Urban Children, *Acad. Pediatr.* 17 (2017) 310–315. <https://doi.org/10.1016/j.acap.2016.10.021>.
- [21] D. Darmawikarta, Y. Chen, S. Carsley, C.S. Birken, P.C. Parkin, R.J. Schroth, J.L. Maguire, TARGet Kids! Collaboration, Factors associated with dental care utilization in early childhood, *Pediatrics*. 133 (2014) e1594-1600. <https://doi.org/10.1542/peds.2013-3725>.
- [22] R.J. Wierichs, E.J. Kramer, T.G. Wolf, M. Naumann, H. Meyer-Lueckel, Longevity of composite build-ups without posts-10-year results of a practice-based study, *Clin. Oral Investig.* 23 (2019) 1435–1442. <https://doi.org/10.1007/s00784-018-2565-0>.
- [23] A.S. Blinkhorn, M.C. Downer, I.C. Mackie, R.S. Bleasdale, Evaluation of a practice based preventive programme for adolescents, *Community Dent. Oral Epidemiol.* 9 (1981) 275–279.
- [24] T.K. Houston, J.S. Richman, M.N. Ray, J.J. Allison, G.H. Gilbert, R.M. Shewchuk, C.L. Kohler, C.I. Kiefe, DPBRN Collaborative Group, Internet delivered support for tobacco control in dental practice: randomized controlled trial, *J. Med. Internet Res.* 10 (2008) e38. <https://doi.org/10.2196/jmir.1095>.
- [25] G.H. Gilbert, O.D. Williams, J.J. Korelitz, J.L. Fellows, V.V. Gordan, S.K. Makhija, C. Meyerowitz, T.W. Oates, D.B. Rindal, P.L. Benjamin, P.J. Foy, National Dental PBRN Collaborative Group, Purpose, structure, and function of the United States National Dental Practice-Based Research Network, *J. Dent.* 41 (2013) 1051–1059. <https://doi.org/10.1016/j.jdent.2013.04.002>.
- [26] V.V. Gordan, J.L. Riley, D.B. Rindal, V. Qvist, J.L. Fellows, D.A. Dilbone, S.G. Brotman, G.H. Gilbert, National Dental Practice-Based Research Network Collaborative Group, Repair or replacement of restorations: A prospective cohort study by dentists in The National Dental Practice-Based Research Network, *J. Am. Dent. Assoc.* 146 (2015) 895–903. <https://doi.org/10.1016/j.adaj.2015.05.017>.
- [27] D.J. Denucci, Historical overview of models of practice based research; NIDCR DPBRN grant initiative, *J. Dent. Hyg. JDH.* 83 (2009) 165.
- [28] G.H. Gilbert, O.D. Williams, D.B. Rindal, D.J. Pihlstrom, P.L. Benjamin, M.C. Wallace, DPBRN Collaborative Group, The creation and development of the dental practice-based research network, *J. Am. Dent. Assoc.* 139 (2008) 74–81.
- [29] F.J.T. Burke, R.J. Crisp, Twenty years of handling evaluations and practice-based research by the PREP Panel, *Dent. Update.* 40 (2013) 339–341. <https://doi.org/10.12968/denu.2013.40.4.339>.

- [30] F.J.T. Burke, R.J. Crisp, A practice-based assessment of patients' knowledge of dental materials, *Br. Dent. J.* 219 (2015) 577–582. <https://doi.org/10.1038/sj.bdj.2015.956>.
- [31] J.L. Riley, J.S. Richman, D.B. Rindal, J.L. Fellows, V. Qvist, G.H. Gilbert, V.V. Gordan, Dental PBRN Collaborative Group, Use of caries-preventive agents in children: findings from the dental practice-based research network, *Oral Health Prev. Dent.* 8 (2010) 351–359.
- [32] P.D. Eleazer, G.H. Gilbert, E. Funkhouser, G.J. Reams, A.S. Law, P.L. Benjamin, National Dental Practice-Based Research Network Collaborative Group, Techniques and materials used by general dentists during endodontic treatment procedures: Findings from The National Dental Practice-Based Research Network, *J. Am. Dent. Assoc.* 147 (2016) 19–27. <https://doi.org/10.1016/j.adaj.2015.05.021>.
- [33] S.K. Makhija, J.D. Bader, D.A. Shugars, M.S. Litaker, S. Nagarkar, V.V. Gordan, D.B. Rindal, D.J. Pihlstrom, R. Mungia, C. Meyerowitz, G.H. Gilbert, National Dental Practice-Based Research Network (PBRN) Collaborative Group, Influence of 2 caries-detecting devices on clinical decision making and lesion depth for suspicious occlusal lesions: A randomized trial from The National Dental Practice-Based Research Network, *J. Am. Dent. Assoc.* 149 (2018) 299-307.e1. <https://doi.org/10.1016/j.adaj.2017.11.001>.
- [34] A.M. Velly, E.L. Schiffman, D.B. Rindal, J. Cunha-Cruz, G.H. Gilbert, M. Lehmann, A. Horowitz, J. Friction, The feasibility of a clinical trial of pain related to temporomandibular muscle and joint disorders: the results of a survey from the Collaboration on Networked Dental and Oral Research dental practice-based research networks, *J. Am. Dent. Assoc.* 144 (2013) e1-10.
- [35] A. Barasch, G.H. Gilbert, N. Spurlock, E. Funkhouser, L.-L. Persson, M.M. Safford, DPBRN Collaborative Group, Random plasma glucose values measured in community dental practices: findings from the Dental Practice-Based Research Network, *Clin. Oral Investig.* 17 (2013) 1383–1388. <https://doi.org/10.1007/s00784-012-0825-y>.
- [36] A. Barasch, G.H. Gilbert, N. Spurlock, E. Funkhouser, L.-L. Persson, M.M. Safford, DPBRN Collaborative Group, Random plasma glucose values measured in community dental practices: findings from the dental practice-based research network, *Tex. Dent. J.* 130 (2013) 291–297.
- [37] F.J.T. Burke, R.J. Crisp, T. Klettke, Practice-based PREP Panel handling evaluation of a new impression mixing device and the associated material, *Int. Dent. J.* 61 (2011) 321–327. <https://doi.org/10.1111/j.1875-595X.2011.00079.x>.

- [38] V. Clerehugh, P. Williams, W.C. Shaw, H.V. Worthington, P. Warren, A practice-based randomised controlled trial of the efficacy of an electric and a manual toothbrush on gingival health in patients with fixed orthodontic appliances, *J. Dent.* 26 (1998) 633–639.
- [39] S. Rinke, T. Pfitzenreuter, A. Leha, M. Roediger, D. Ziebolz, Clinical evaluation of chairside-fabricated partial crowns composed of zirconia-reinforced lithium silicate ceramics: 3-year results of a prospective practice-based study, *J. Esthet. Restor. Dent.* 32 (2020) 226–235. <https://doi.org/10.1111/jerd.12542>.
- [40] M.W. Heft, M.S. Litaker, D.T. Kopycka-Kedzierawski, C. Meyerowitz, S. Chonowski, R.L. Yardic, V.V. Gordan, R. Mungia, G.H. Gilbert, National Dental PBRN Collaborative Group, Patient-Centered Dentinal Hypersensitivity Treatment Outcomes: Results from the National Dental PBRN, *JDR Clin. Transl. Res.* 3 (2018) 76–82. <https://doi.org/10.1177/2380084417742099>.
- [41] R.R. Madsen, Scientific impact and the quest for visibility, *FEBS J.* 286 (2019) 3968–3974. <https://doi.org/10.1111/febs.15043>.
- [42] T. Nissen, R. Wynn, The clinical case report: a review of its merits and limitations, *BMC Res. Notes.* 7 (2014) 264. <https://doi.org/10.1186/1756-0500-7-264>.

Table 1: main characteristics of articles extracted from PubMed query on March 17th, 2020.

| Characteristics studied | Networks' articles n = 202 | Independent articles n = 166 | P |
|---|-------------------------------|---------------------------------|---------------|
| Oldest article found | 2005 | 1981 | |
| Mean impact factor | 2.44 ± 1.02 | 1.96 ± 1.07 | < 0.01 |
| Mean number of implicated centers | 59.06 ± 66.59 | 13.51 ± 31.58 | < 0.01 |
| Mean number of implicated practitioners | 112.14 ± 93.6 | 109.06 ± 466.8 | 0.95 |
| Mean number of included patients | 2492 ± 3939 (n = 79) | 6646 ± 23029 (n = 64) | < 0.01 |
| Mean number of included practitioners | 8341 ± 59418 (n = 94) | 773 ± 1288 (n = 58) | < 0.01 |
| Article types (%) | | | |
| <i>Commentaries</i> | 1 (0.5%) | 4 (2.41%) | 0.18 |
| <i>Editorials</i> | 3 (1.49%) | 4 (2.41%) | 0.71 |
| <i>Letter to the editor</i> | 2 (0.99%) | 4 (2.41%) | 0.42 |
| <i>Network presentation</i> | 7 (3.47%) | 0 (0%) | 0.02 |
| <i>Data compilations</i> | 0 (0%) | 2 (1.2%) | 0.2 |
| <i>Review</i> | 10 (4.95%) | 22 (13.25%) | < 0.01 |
| <i>Prospective study</i> | 33 (16.34%) | 34 (20.48%) | 0.34 |
| <i>Retrospective study</i> | 16 (7.92%) | 36 (21.69%) | < 0.01 |
| <i>Narrative study</i> | 0 (0%) | 1 (0.6%) | 0.45 |
| <i>Descriptive studies</i> | 116 (57.43%) | 24 (14.46%) | < 0.01 |
| <i>Clinical Trials</i> | 8 (3.96%) | 28 (16.87%) | < 0.01 |
| <i>Proportion of registered trials</i> | 62.5% | 30.77% | |
| Mean study duration (months) | 29.79 ± 45.44 | 77.76 ± 87.67 | < 0.01 |
| Simplified MeSH classification (%) | | | |
| <i>Delivery of health care</i> | 2 (0.99%) | 1 (0.6%) | > 0.99 |
| <i>Demography</i> | 1 (0.5%) | 0 (0%) | > 0.99 |
| <i>Dental health services</i> | 1 (0.5%) | 0 (0%) | > 0.99 |
| <i>Dental health surveys</i> | 4 (1.98%) | 0 (0%) | 0.13 |
| <i>Dental research</i> | 0 (0%) | 1 (0.6%) | 0.45 |
| <i>Dental staff</i> | 5 (2.48%) | 2 (1.2%) | 0.46 |
| <i>Dentists</i> | 2 (0.99%) | 0 (0%) | 0.5 |
| <i>Endodontics</i> | 15 (7.43%) | 4 (2.41%) | 0.03 |
| <i>Ethics, dental</i> | 1 (0.5%) | 1 (0.6%) | > 0.99 |
| <i>Evidence-based dentistry</i> | 37 (18.32%) | 32 (19.28%) | 0.89 |
| <i>Fluoridation</i> | 1 (0.5%) | 0 (0%) | > 0.99 |
| <i>General practice, dental</i> | 24 (11.88%) | 37 (22.29%) | 0.01 |
| <i>Geriatric assessment</i> | 0 (0%) | 1 (0.6%) | 0.45 |
| <i>Health education, dental</i> | 0 (0%) | 1 (0.6%) | 0.45 |
| <i>Health services</i> | 3 (1.49%) | 0 (0%) | 0.26 |
| <i>Health status</i> | 4 (1.98%) | 0 (0%) | 0.13 |
| <i>Health status disparities</i> | 2 (0.99%) | 1 (0.6%) | > 0.99 |
| <i>Military dentistry</i> | 0 (0%) | 1 (0.6%) | 0.45 |
| <i>Oral medicine</i> | 0 (0%) | 1 (0.6%) | 0.45 |
| <i>Orthodontics</i> | 5 (2.48%) | 4 (2.41%) | > 0.99 |
| <i>Pathology, oral</i> | 4 (1.98%) | 0 (0%) | 0.13 |
| <i>Pediatric dentistry</i> | 3 (1.49%) | 19 (11.45%) | < 0.01 |
| <i>Periodontics</i> | 1 (0.5%) | 17 (10.24%) | < 0.01 |
| <i>Practice patterns, dentists</i> | 56 (27.72%) | 14 (8.43%) | < 0.01 |
| <i>Preventive dentistry</i> | 8 (3.96%) | 5 (3.01%) | 0.78 |
| <i>Prosthodontics</i> | 17 (8.42%) | 15 (9.04%) | 0.85 |
| <i>Public health dentistry</i> | 0 (0%) | 4 (2.41%) | 0.04 |
| <i>Radiology</i> | 0 (0%) | 1 (0.6%) | 0.45 |
| <i>Social determinants of health</i> | 3 (1.49%) | 0 (0%) | 0.26 |
| <i>Surgery, oral</i> | 3 (1.49%) | 3 (1.81%) | > 0.99 |

Mean number of included patients and practitioners have been distinguished because there are studies dealing with oral care on patients and others dealing with dentists' practices during routine care. Quantitative variables are presented as mean ± standard deviation. Comparison between the two groups was performed using Student's t-test under the double hypothesis of normal distribution and variance equality of values. Otherwise, a non-parametric Man Whitney Wilcoxon test was preferred. Qualitative variables are presented as n and proportions. Comparison between groups was done using Fisher's exact test. Bold p-values represent statistical significance at the .05 level.

Table 2: main characteristics and activities of identified network. All data have been collected directly from the network websites or in *the* publications presenting them.

| Networks | Year of creation | Country (region) | Foreign teams | Specialties | Practitioners involved | Patients included | Closed studies | Publications | Funding |
|--|------------------|------------------|---|-------------------|------------------------|-------------------|----------------|--------------|--|
| ACTIVE NETWORKS | | | | | | | | | |
| NDPBRN (regions) | | USA | | | | | | | |
| <i>Western</i> | | (W) | | | | | | | |
| <i>Midwest</i> | | (MidW) | | | | | | | |
| <i>Southwest</i> | 2012 | (SW) | Scandinavia | | 6500 | 15462 | 41 | 169 | NIH, NIDCR |
| <i>South Central</i> | | (S central) | | | | | | | |
| <i>South Atlantic</i> | | (S Atl.) | | | | | | | |
| <i>Northeast</i> | | (NE) | | | | | | | |
| AAOMS | | USA | | Surgery | | | | | From the association |
| ARCH | | New-Zealand | | | | | | | |
| Arbeitskreis | | Germany | | | | | | 2 | Studies are self-funded by authors |
| Zahnärztliche therapie (AZT) | | | | | | | | | |
| CRA | 1976 | USA | | Biomaterials | | | | | |
| CSA | 1994 | Germany | France, Chile, China, Spain | | | | | | |
| eviDent | 2011 | Australia | | | | | 20 | 15 | Donations, sponsors, associations, societies |
| JDPBRN | 2010 | Japan | Common studies with NDPBRN | | | | 5 | 11 | Japan Society for Promotion of Science, Takeda Science Foundation |
| ReCOL | 2018 | France | | | 392 | | 3 | | Societies, associations |
| Scottish DPBRN | 1998 | UK | | | | | 8 | 5 | NHS Education for Scotland |
| STOHN | 2008 | USA (Texas) | | | 37 | 10293 | 11 | 2 | |
| TARGet Kids! | 2006 | Canada | | (Medical network) | | > 9000 | | 70 | Research grants & manufacturers |
| INACTIVE or UNDETERMINABLE NETWORKS | | | | | | | | | |
| BRIDGE | 2000 | UK | | | 20 | | | | |
| CROWN | 1998 | USA (Ohio) | | Prevention | | 160 | | | |
| EBD-PBRN | 2011 | USA | | | | | | | NIH, American Dental Association |
| DPBRN* | 2003 | USA | Scandinavia | | In 500 centers | | | | |
| NCOHR | 2015 | USA | | | 10 | | | | |
| NGDPBRN | | Netherlands | | | | | | | |
| N. PRECEDENT* | | USA (NW) | | | | | | | |
| OPBRN | | USA (S. Antonio) | | Orthodontics | | | | | |
| ORONet | 1996 | Italy | USA, Canada, France, Finland, Netherlands | Prosthodontics | | | | | |
| PREPP | 1993 | UK | | | 35 | 33 | 50 | 57 | Manufacturers |
| PROH | 2013 | USA | | | 184 | 50 | 7 | | Oregon opportunity, Austin Clinical Research Endowment, OHSU Center of Excellence in Clinical Research |
| PEARL* | 2005 | USA | | | 200 | | | | NIDCR, NY |

** indicates the three network members of the CONDOR group. The “Publications” column groups international and national articles. NIH means National Institute of Health; NIDCR means National Institute of Dental and Craniofacial Research*

Figure 1: PRISMA flowchart of the two parallel searches performed on PubMed and Google. The mention “studies” groups together prospective, retrospective, cross-sectional studies, and clinical trials. The mention “reports” groups together reviews, comments, and editorials.

Figure 2: Graph presenting the growing number of publications in the field of dental practice-based research since the year 2000. The mention “studies” groups together prospective, retrospective, cross-sectional studies, and clinical trials. The mention “reports” groups together reviews, comments, and editorials. Data for 2020 only covers the January to June period.

Figure 3: *Geographic mapping of articles available on PubMed and dealing with practice-based research. Publications were distinguished between those conducted by networks (grey) and those conducted by independent teams (blue). Within these two groups, clinical studies (clear) have been distinguished from reviews, editorials and other reports (dotted).*

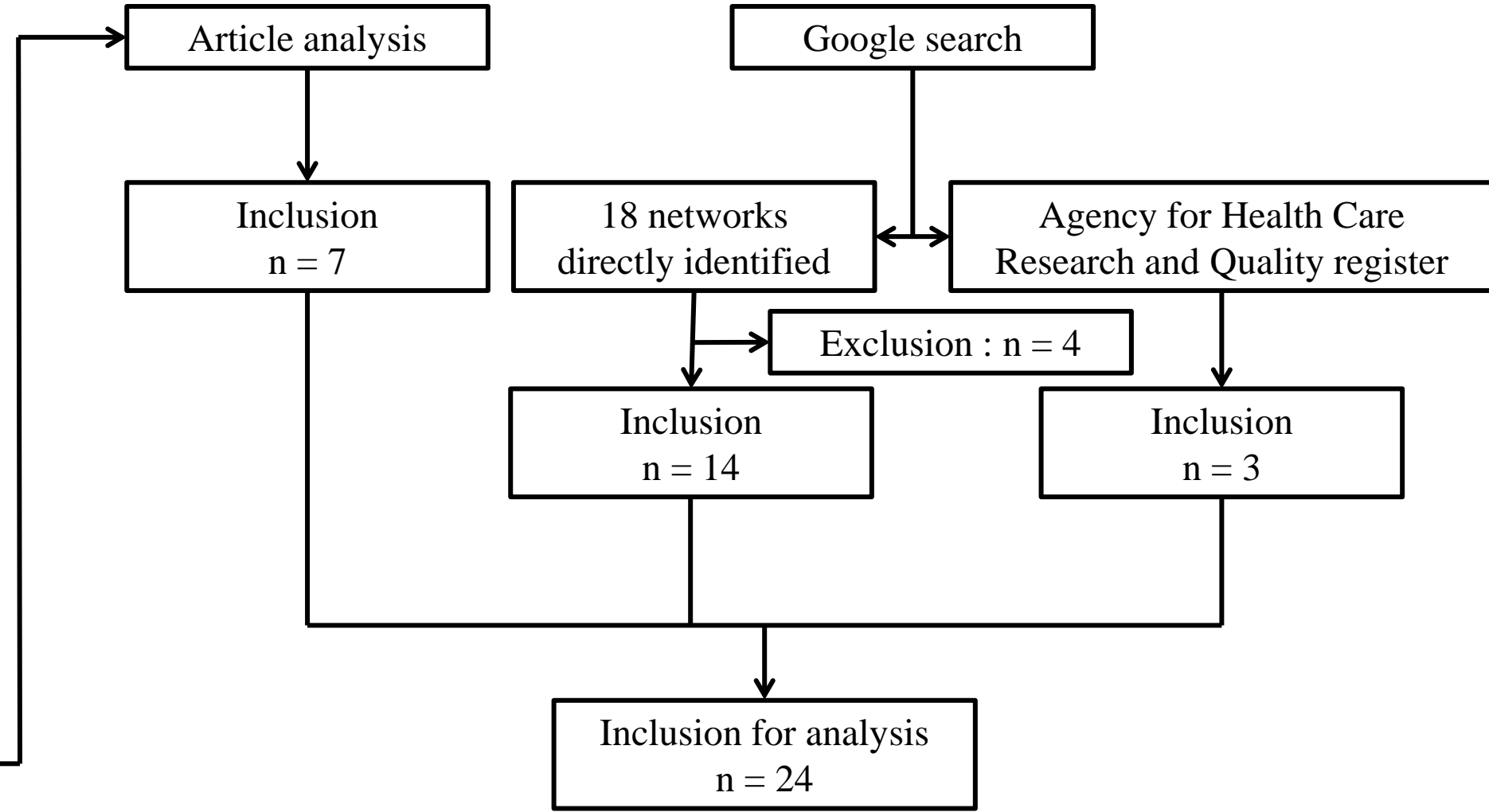
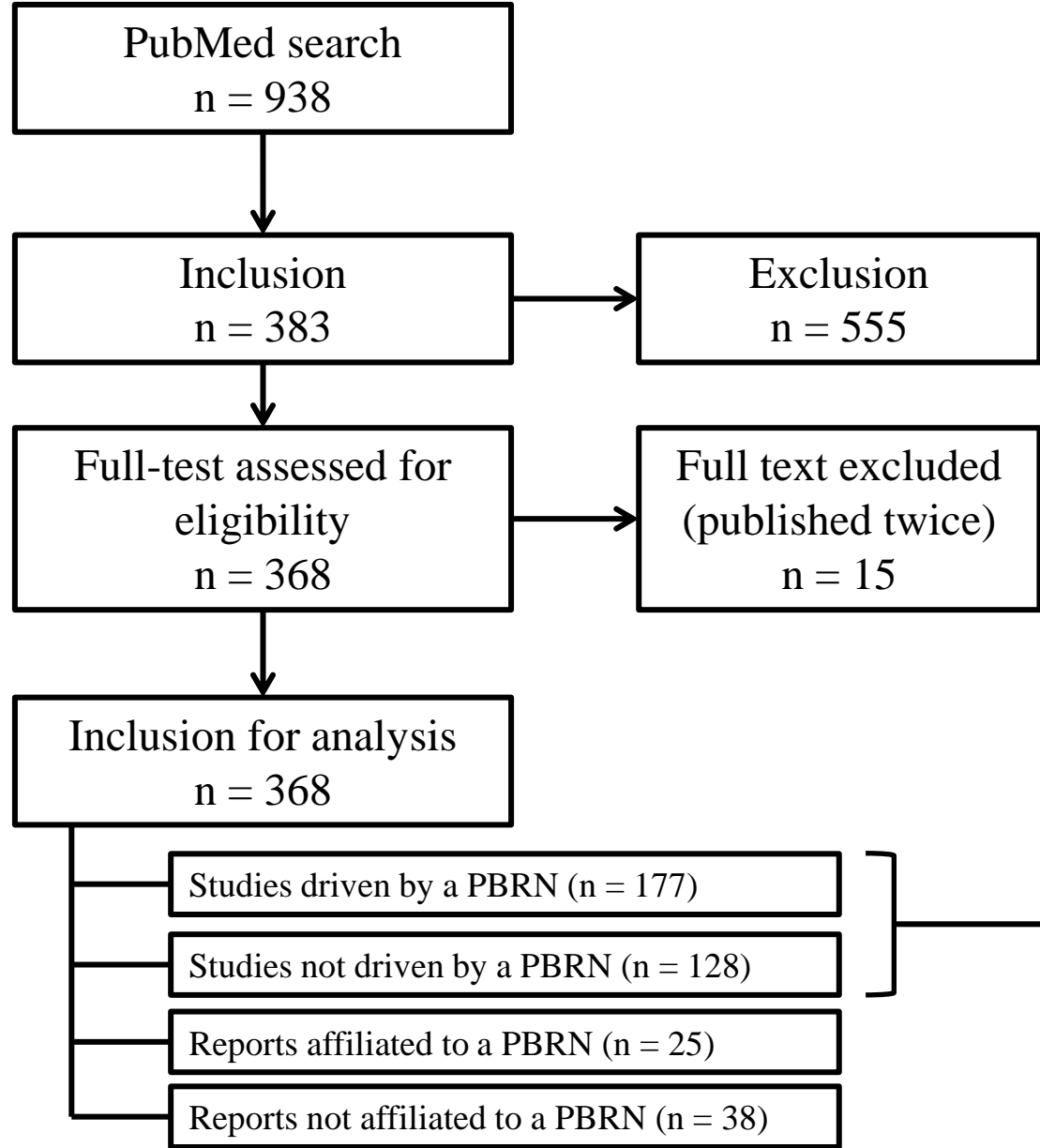
Figure 4: Geographic mapping of dental practice-based research networks. Green icons represent active networks in 2018, while red icons represent networks that have not shown any recent activity. Pins' shape indicates the presence or absence of university professors among the network practitioners and their filling corresponds to the presence or absence of hygienists in the investigators. The network shown in blue is a physicians' one which has already conducted several studies in dentistry. The National Dental Practice-Based Research Network (NDPBRN) is composed of six regions (from the left to the right of the map: western, midwest, south-central (upper pins), northeast, south-atlantic, and southwest (lower pins)).

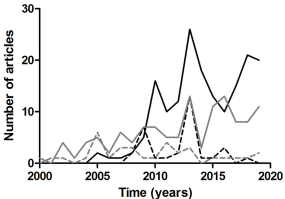
Identification

Screening

Eligibility

Included





— Studies driven by a PBRN

— Studies not driven by a PBRN

--- Reports driven by a PBRN

--- Reports not driven by a PBRN

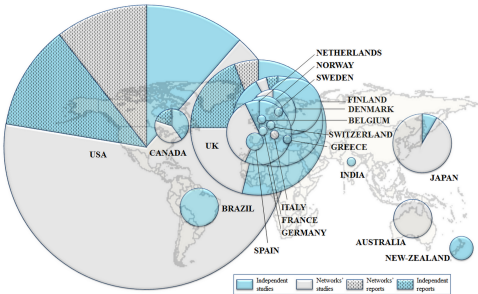


Table 1: main characteristics of articles extracted from PubMed query on March 17th, 2020.

| Characteristics studied | Networks' articles n = 202 | Independent articles n = 166 | P |
|---|-------------------------------|---------------------------------|---------------|
| Oldest article found | 2005 | 1981 | |
| Mean impact factor | 2.44 ± 1.02 | 1,96 ± 1.07 | < 0.01 |
| Mean number of implicated centers | 59.06 ± 66.59 | 13.51 ± 31.58 | < 0.01 |
| Mean number of implicated practitioners | 112.14 ± 93.6 | 109.06 ± 466.8 | 0.95 |
| Mean number of included patients | 2492 ± 3939 (n = 79) | 6646 ± 23029 (n = 64) | < 0.01 |
| Mean number of included practitioners | 8341 ± 59418 (n = 94) | 773 ± 1288 (n = 58) | < 0.01 |
| Article types (%) | | | |
| <i>Commentaries</i> | 1 (0.5%) | 4 (2.41%) | 0.18 |
| <i>Editorials</i> | 3 (1.49%) | 4 (2.41%) | 0.71 |
| <i>Letter to the editor</i> | 2 (0.99%) | 4 (2.41%) | 0.42 |
| <i>Network presentation</i> | 7 (3.47%) | 0 (0%) | 0.02 |
| <i>Data compilations</i> | 0 (0%) | 2 (1.2%) | 0.2 |
| <i>Review</i> | 10 (4.95%) | 22 (13.25%) | < 0.01 |
| <i>Prospective study</i> | 33 (16.34%) | 34 (20.48%) | 0.34 |
| <i>Retrospective study</i> | 16 (7.92%) | 36 (21.69%) | < 0.01 |
| <i>Narrative study</i> | 0 (0%) | 1 (0.6%) | 0.45 |
| <i>Descriptive studies</i> | 116 (57.43%) | 24 (14.46%) | < 0.01 |
| <i>Clinical Trials</i> | 8 (3.96%) | 28 (16.87%) | < 0.01 |
| <i>Proportion of registered trials</i> | 62.5% | 30.77% | |
| Mean study duration (months) | 29.79 ± 45.44 | 77.76 ± 87.67 | < 0.01 |
| Simplified MeSH classification (%) | | | |
| <i>Delivery of health care</i> | 2 (0.99%) | 1 (0.6%) | > 0.99 |
| <i>Demography</i> | 1 (0.5%) | 0 (0%) | > 0.99 |
| <i>Dental health services</i> | 1 (0.5%) | 0 (0%) | > 0.99 |
| <i>Dental health surveys</i> | 4 (1.98%) | 0 (0%) | 0.13 |
| <i>Dental research</i> | 0 (0%) | 1 (0.6%) | 0.45 |
| <i>Dental staff</i> | 5 (2.48%) | 2 (1.2%) | 0.46 |
| <i>Dentists</i> | 2 (0.99%) | 0 (0%) | 0.5 |
| <i>Endodontics</i> | 15 (7.43%) | 4 (2.41%) | 0.03 |
| <i>Ethics, dental</i> | 1 (0.5%) | 1 (0.6%) | > 0.99 |
| <i>Evidence-based dentistry</i> | 37 (18.32%) | 32 (19.28%) | 0.89 |
| <i>Fluoridation</i> | 1 (0.5%) | 0 (0%) | > 0.99 |
| <i>General practice, dental</i> | 24 (11.88%) | 37 (22.29%) | 0.01 |
| <i>Geriatric assessment</i> | 0 (0%) | 1 (0.6%) | 0.45 |
| <i>Health education, dental</i> | 0 (0%) | 1 (0.6%) | 0.45 |
| <i>Health services</i> | 3 (1.49%) | 0 (0%) | 0.26 |
| <i>Health status</i> | 4 (1.98%) | 0 (0%) | 0.13 |
| <i>Health status disparities</i> | 2 (0.99%) | 1 (0.6%) | > 0.99 |
| <i>Military dentistry</i> | 0 (0%) | 1 (0.6%) | 0.45 |
| <i>Oral medicine</i> | 0 (0%) | 1 (0.6%) | 0.45 |
| <i>Orthodontics</i> | 5 (2.48%) | 4 (2.41%) | > 0.99 |
| <i>Pathology, oral</i> | 4 (1.98%) | 0 (0%) | 0.13 |
| <i>Pediatric dentistry</i> | 3 (1.49%) | 19 (11.45%) | < 0.01 |
| <i>Periodontics</i> | 1 (0.5%) | 17 (10.24%) | < 0.01 |
| <i>Practice patterns, dentists</i> | 56 (27.72%) | 14 (8.43%) | < 0.01 |
| <i>Preventive dentistry</i> | 8 (3.96%) | 5 (3.01%) | 0.78 |
| <i>Prosthodontics</i> | 17 (8.42%) | 15 (9.04%) | 0.85 |
| <i>Public health dentistry</i> | 0 (0%) | 4 (2.41%) | 0.04 |
| <i>Radiology</i> | 0 (0%) | 1 (0.6%) | 0.45 |
| <i>Social determinants of health</i> | 3 (1.49%) | 0 (0%) | 0.26 |
| <i>Surgery, oral</i> | 3 (1.49%) | 3 (1.81%) | > 0.99 |

Mean number of included patients and practitioners have been distinguished because there are studies dealing with oral care on patients and others dealing with dentists' practices during routine care. Quantitative variables are presented as mean ± standard deviation. Comparison between the two groups was performed using Student's t-test under the double hypothesis of normal distribution and variance equality of values. Otherwise, a non-parametric Man Whitney Wilcoxon test was preferred. Qualitative variables are presented as n and proportions. Comparison between groups was done using Fisher's exact test. Bold p-values represent statistical significance at the .05 level.

Table 1: main characteristics and activities of identified network. All data have been collected directly from the network websites or in *the* publications presenting them.

| Networks | Year of creation | Country (region) | Foreign teams | Specialties | Practitioners involved | Patients included | Closed studies | Publications | Funding |
|--|------------------|------------------|---|-------------------|------------------------|-------------------|----------------|--------------|--|
| ACTIVE NETWORKS | | | | | | | | | |
| NDPBRN (regions) | | USA | | | | | | | |
| <i>Western</i> | | (W) | | | | | | | |
| <i>Midwest</i> | | (MidW) | | | | | | | |
| <i>Southwest</i> | 2012 | (SW) | Scandinavia | | 6500 | 15462 | 41 | 169 | NIH, NIDCR |
| <i>South Central</i> | | (S central) | | | | | | | |
| <i>South Atlantic</i> | | (S Atl.) | | | | | | | |
| <i>Northeast</i> | | (NE) | | | | | | | |
| AAOMS | | USA | | Surgery | | | | | From the association |
| ARCH | | New-Zealand | | | | | | | |
| Arbeitskreis | | Germany | | | | | | 2 | Studies are self-funded by authors |
| Zahnärztliche therapie (AZT) | | | | | | | | | |
| CRA | 1976 | USA | | Biomaterials | | | | | |
| CSA | 1994 | Germany | France, Chile, China, Spain | | | | | | |
| eviDent | 2011 | Australia | | | | | 20 | 15 | Donations, sponsors, associations, societies |
| JDPBRN | 2010 | Japan | Common studies with NDPBRN | | | | 5 | 11 | Japan Society for Promotion of Science, Takeda Science Foundation |
| ReCOL | 2018 | France | | | 392 | | 3 | | Societies, associations |
| Scottish DPBRN | 1998 | UK | | | | | 8 | 5 | NHS Education for Scotland |
| STOHN | 2008 | USA (Texas) | | | 37 | 10293 | 11 | 2 | |
| TARGet Kids! | 2006 | Canada | | (Medical network) | | > 9000 | | 70 | Research grants & manufacturers |
| INACTIVE or UNDETERMINABLE NETWORKS | | | | | | | | | |
| BRIDGE | 2000 | UK | | | 20 | | | | |
| CROWN | 1998 | USA (Ohio) | | Prevention | | 160 | | | |
| EBD-PBRN | 2011 | USA | | | | | | | NIH, American Dental Association |
| DPBRN* | 2003 | USA | Scandinavia | | In 500 centers | | | | |
| NCOHR | 2015 | USA | | | 10 | | | | |
| NGDPBRN | | Netherlands | | | | | | | |
| N. PRECEDENT* | | USA (NW) | | | | | | | |
| OPBRN | | USA (S. Antonio) | | Orthodontics | | | | | |
| ORONet | 1996 | Italy | USA, Canada, France, Finland, Netherlands | Prosthodontics | | | | | |
| PREPP | 1993 | UK | | | 35 | 33 | 50 | 57 | Manufacturers |
| PROH | 2013 | USA | | | 184 | 50 | 7 | | Oregon opportunity, Austin Clinical Research Endowment, OHSU Center of Excellence in Clinical Research |
| PEARL* | 2005 | USA | | | 200 | | | | NIDCR, NY |

** indicates the three network members of the CONDOR group. The “Publications” column groups international and national articles. NIH means National Institute of Health; NIDCR means National Institute of Dental and Craniofacial Research*