



HAL
open science

Probabilistic modeling of surface effects in nano-reinforced materials

Tien-Think Le

► **To cite this version:**

Tien-Think Le. Probabilistic modeling of surface effects in nano-reinforced materials. Computational Materials Science, 2021, 186, pp.109987 -. 10.1016/j.commatsci.2020.109987 . hal-03492189

HAL Id: hal-03492189

<https://hal.science/hal-03492189v1>

Submitted on 22 Aug 2022

HAL is a multi-disciplinary open access archive for the deposit and dissemination of scientific research documents, whether they are published or not. The documents may come from teaching and research institutions in France or abroad, or from public or private research centers.

L'archive ouverte pluridisciplinaire **HAL**, est destinée au dépôt et à la diffusion de documents scientifiques de niveau recherche, publiés ou non, émanant des établissements d'enseignement et de recherche français ou étrangers, des laboratoires publics ou privés.



Distributed under a Creative Commons Attribution - NonCommercial 4.0 International License

1 Probabilistic modeling of surface effects in nano-reinforced 2 materials

3 Tien-Thinh Le^{a,*}

4 ^a*Université Paris-Est, Laboratoire Modélisation et Simulation Multi Echelle, MSME UMR 8208*
5 *CNRS, 5 bd Descartes, 77454 Marne-la-Vallée, France*

6 Abstract

This work is concerned with multiscale analysis of nano-reinforced heterogeneous materials. Such materials exhibit surface effects that are typically taken into account through interface models in mean-field homogenization theories. However, both experiments and numerical simulations demonstrate the existence of a perturbed area at the boundary between the inclusion and the matrix phase. This area is modeled as an interphase whose elastic properties randomly fluctuate from point to point and must be characterized from a probabilistic standpoint. In this study, we therefore address (i) the stochastic modeling of the interphase and (ii) the study of the relationship between the random interphase model and a deterministic interface model. The aim of this work is twofold. First of all, we are interested in constructing a probabilistic model for the matrix-valued random field, modeling the elastic properties of the interphase. Then, this model is used to perform a parametric study for the apparent tensor associated with the microstructure. Simulations are specifically used to characterize the influence of both the random interphase and interface models on the material's overall properties. When the interface model is consistent from a physical point of view, the associated elastic surface properties are computed by solving an optimization problem involving the effective properties of the random medium.

7 *Keywords:* Nano-reinforced materials, Mechanical properties, Probabilistic model,
8 Interphase - Interface, Random field

*Corresponding author

Email address: tien-thinh.le@univ-paris-est.fr (Tien-Thinh Le)

9 1. Introduction

10 Nanocomposites are heterogeneous materials, generally of the matrix-inclusions
11 type, in which the reinforcements are of nanometric size – with a characteristic size
12 typically less than 100 *nm* [1]. Unlike conventional composite materials reinforced
13 by micro- and millimetric inclusions, these materials exhibit novel multi-physical phe-
14 nomena that are linked to interactions at the smallest scales [1]. These interactions
15 cause significant alterations of the local physical properties – in particular, of the ma-
16 trix phase (for instance, transition and/or modification of phase, specific conformation,
17 modification of the degree of crystallinity for an organic polymer matrix, etc.) [2, 3, 4].
18 Generally, these alterations give rise to significant improvement of certain macroscopic
19 properties (mechanical, optical, electrical, etc.). From a mechanical point of view, nu-
20 merous experimental and numerical studies have shown that this marked improvement
21 in properties is exhibited more prominently when the inclusions are small in size (for
22 a sufficiently large volume fraction of reinforcements): this is called the nano-effect
23 [5, 6, 7, 8, 9]. The characterization and modeling of the nano-effect, and its use in opti-
24 mizing certain key properties, has given rise to a very large number of works spanning
25 the boundaries between scientific communities (chemists, physico-chemists, mechanics,
26 etc.), as well as growing industrial interest [5].

27 One of the most widely documented aspects in the literature, both from an exper-
28 imental and a numerical point of view, is the existence of an interphase surrounding
29 the heterogeneities. From experimental investigations, the interphase has been char-
30 acterized as a disturbed area of the matrix phase near the surface of the inclusions,
31 highlighted by the measurements of the local mobility of atoms, using Nuclear Mag-
32 netic Resonance, for instance, [4, 10, 2, 3]. Berriot et al. [10] demonstrated a notable
33 decrease in the mobility of the polymer chains in the vicinity of the nanofillers, together
34 with a modification of the local density. The thickness of this interphase zone remained
35 constant (to within the capabilities of the measuring equipment) when the size of the
36 reinforcements was modified. Consequently, a reduction in size of the reinforcements in-

37 duces an increase of their specific surface. This effect, called surface effect, is commonly
38 invoked in the development of multiscale models to explain the aforementioned nano-
39 effect [11]. These experimental observations on the interphase in the nanocomposite
40 have also been thoroughly correlated by numerical simulation. Various investigations
41 in Molecular Dynamics such as [12, 13, 14, 15] have also highlighted a modified zone
42 of the polymer matrix surrounding the nanofillers. More precisely, they have found a
43 preferential orientation of the polymer chain segments, situated on the plane tangential
44 to the vector normal to the surface of the nanoparticles.

45 For such nano-reinforced materials, interactions at small scales (between nanofillers
46 and the matrix, or between different nanofillers) are no longer negligible and must be
47 interpreted and modeled in a multi-scale framework [16, 17, 18, 19, 20]. From the
48 standpoint of continuum mechanics, two types of approaches have been developed in
49 order to: (i) estimate the effective properties of nano-reinforced materials and (ii) take
50 account of the surface effect, mentioned above. One category of approach is based on the
51 integration of interface models in classical micro-mechanical formulations (e.g. of similar
52 type to Eshelby’s inclusion). The formulation is generally based on the introduction
53 of a Gurtin-Murdoch surface elasticity [21, 22] to obtain an explicit dependence of
54 the characteristic dimensions of the nanometric inclusions on the effective properties
55 [23, 24, 25]. Many investigations of this class can be found in the literature; see e.g.
56 [26, 27, 28, 29, 30]. In a second category of approach, the interphase is considered as
57 an additional finite-volume phase, exhibiting a positive-definite elasticity tensor [20, 14,
58 31, 32]. In this case, the equivalent properties can be determined by micromechanical
59 frameworks, such as the generalized [self-consistent](#) scheme [33, 34, 35, 36, 37, 38] or a
60 numerical finite element scheme [14, 39, 32, 40, 41, 31, 42].

61 In this work, we are interested in the multi-scale modeling of heterogeneous materials
62 with nanoscopic particle reinforcements. As revealed in the literature, [such materials](#)
63 [exhibit](#) surface effects that have widely been demonstrated through experimentation
64 (see, [for instance](#), [10]). In the case of polymer matrices, recent contributions have
65 shown that the strengthening effect is notably due to a local modification of the distri-

66 bution of the polymer chains surrounding the nanofillers. Indeed, Ciprari et al. [43]
67 found a modification of molecular chain entanglements around alumina and magnetite
68 nanoinclusions embedded in poly(methyl methacrylate) and polystyrene matrices (also
69 see Riggleman et al. [44] for molecular chain entanglements around nanoparticles).
70 Moreover, local disarrangement in the mobility of the polymer chains, as well as den-
71 sity fluctuations vanishing outside the vicinity of the inclusions in nanocomposites, have
72 been observed in [12, 45, 35, 46, 47] through numerical simulation. From the modeling
73 point of view, most models developed for the modified matrix area are deterministic
74 [32, 48, 49, 5] despite the stochastic nature of the interaction between the matrix and
75 the nanoparticle [50, 51]. Thus, in this study, we propose a probabilistic model of the
76 interphase whose mechanical properties exhibit random spatial fluctuations [52, 53, 54].
77 Moreover, the hypothesis of separation of scale in the random interphase, which has
78 not been sufficiently well documented in the literature, can be investigated with the
79 proposed stochastic model and spatial correlation structures. On the other hand, one
80 may legitimately question the relationship between such a stochastic interphase model
81 and the interface models [8, 55, 56, 27] typically used in homogenization methods in mi-
82 cromechanics. It is worth noting that the mechanical properties of an interface model
83 and those of a finite-volume interphase are usually linked by the interphase thickness
84 [57, 26, 58], though from a deterministic point of view. In addition, such a connection
85 depends on several factors, such as the level of anisotropy and the selection of imperfec-
86 tion types (displacement and/or traction jumps) [16]. Moreover, the question remains
87 open as to the spatial correlation structures in the context of which the equivalent inter-
88 face model can be derived from the random interphase. Hence, in this study, we employ
89 an optimization procedure to identify, if possible, the mechanical properties of an equiv-
90 alent coherent interface model from the stochastic interphase. This work constitutes a
91 contribution to this problem, restricted here to the case of 2D linear elasticity.

92 This paper is organized as follows. Section 2 is devoted to the modeling of mechan-
93 ical properties of the interphase using a probabilistic model. The stochastic homog-
94 enization of nano-reinforced materials is also introduced in this section. Finally, the

95 results of the parametric study on the apparent properties of heterogeneous materials is
96 presented in Section 3, together with an identification of an equivalent interface model.

97 **2. Materials and methods**

98 *2.1. Microstructure of heterogeneous material*

99 In this work, we consider a heterogeneous material made up of three phases: a
100 matrix, a spherical inclusion and an interphase (see Fig. 1). It is worth noting that
101 the interphase thickness remains an open question, in the sense that it depends on
102 the selected criterion. Voyiatzis et al. [59] proved that the thickness of the interphase
103 depends on the properties being monitored. The interphase thickness can be determined
104 by characterizing fluctuations in mass density [12], preferred segmental orientation [45]
105 , molecular chain entanglements [43] or the decrease in mean-square displacements [60]
106 . Each of these criteria may yield a different estimate of the interphase thickness, and
107 the quantitative definition of this property can impact the modeling methodology. In
108 order to simplify the analysis, and based on the results presented in [12, 32], it is further
109 assumed that the interphase is of constant thickness.

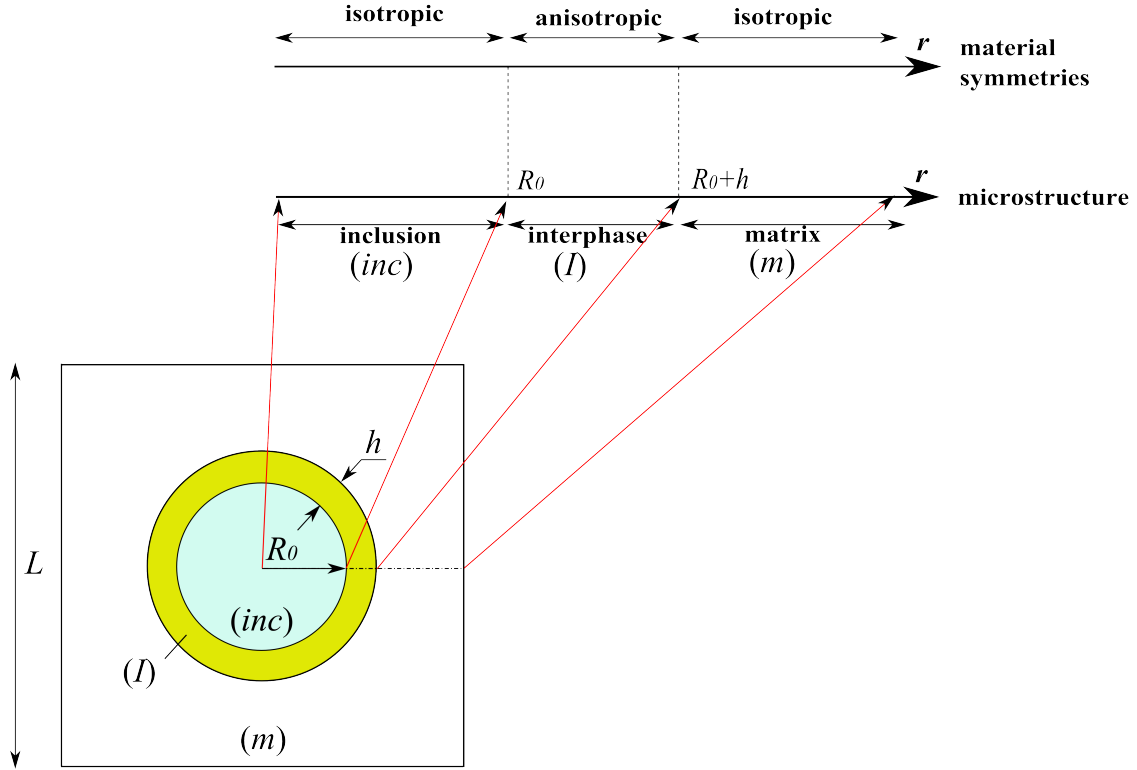


Fig. 1: Microstructure of nano-reinforced material considered in this study.

110 The geometric parameters describing the microstructure are then the radius of the
 111 nanoscopic reinforcement R_0 , the surface fraction f_i of the inclusion, the thickness h
 112 of the interphase and finally the size of the domain L . We also use the notation (I)
 113 to denote the geometric domain occupied by the interphase, identified in a cylindrical
 114 coordinate system:

$$(I) := \{(r \cos \theta, r \sin \theta) \mid r \in [R_0; R_0 + h], \theta \in [0; 2\pi]\} \quad (1)$$

115 In this work, the matrix and inclusion phases are considered isotropic. On the other
 116 hand, spatial and random fluctuations are presented in the interphase. Consequently,
 117 the interphase exhibits anisotropic properties, as shown in Fig. 1.

118 *2.2. Probabilistic modeling for mechanical properties of interphase*

119 In this section, we construct a probabilistic model for the mechanical properties of
 120 the interphase. In general, there is no separation of scale for the equivalent properties of
 121 the interphase, these properties then being qualified as "apparent" [61, 62, 63, 64]. This
 122 non-separation of scale means that the "equivalent" material for the interphase must
 123 be modeled as a random field, whose levels of anisotropy and statistical fluctuations
 124 are likely to evolve with the spatial coordinates [65, 66]. We are therefore interested
 125 in the modeling of a random field $\{[\mathbf{C}^{\text{int}}(\mathbf{x})], \mathbf{x} \in (I)\}$, with values in space $\mathbb{M}_3^+(\mathbb{R})$ of
 126 real (3×3) matrices, symmetrical positive-definite, representing the elastic properties
 127 of the interphase. For given r and θ , $[\mathbf{C}^{\text{int}}(r, \theta)]$ is a random matrix, defined by a
 128 probability density, which is denoted by $p_{[\mathbf{C}^{\text{int}}]}$. In this work, we follow the construction
 129 methodology introduced in Soize 2006 [67], which basically consists of:

- 130 • prescribing the family of first-order marginal probability distributions, each el-
 131 element of which is constructed using the principle of Maximum Entropy ([68],
 132 [69]).
- 133 • introducing statistical dependencies (and correlations) using normalized homo-
 134 geneous Gaussian fields, called stochastic germs, such that the matrix $[\mathbf{C}^{\text{int}}(\mathbf{x})]$
 135 is expressed algebraically using a measurable non-linear transformation of these
 136 germs at the point in question.

137 We use \mathcal{S} to denote the Shannon's entropy of the probability density function p [69]:

$$\mathcal{S}(p) = - \int_{\mathbb{M}_3^+(\mathbb{R})} p([C]) \ln(p([C])) d[C], \quad (2)$$

138 where $d[C]$ is the volume element in $\mathbb{M}_3^+(\mathbb{R})$. In order to proceed with the construc-
 139 tion of the model, it is assumed that $[\mathbf{C}^{\text{int}}]$ satisfies λ algebraic constraints, expressed in
 140 the form of mathematical expectations and defining the objectively available informa-
 141 tion in $[\mathbf{C}^{\text{int}}]$. The probability density function $p_{[\mathbf{C}^{\text{int}}]}$ is then obtained as the solution
 142 to the optimization problem (using the principle of Maximum Entropy):

$$p_{[\mathbf{C}^{\text{int}}]} = \arg \max_{p \in \mathcal{C}_{ad}} \mathcal{S}(p), \quad (3)$$

where \mathcal{C}_{ad} is the admissible space of all the functions of $\mathbb{M}_3^+(\mathbb{R})$ in \mathbb{R}^+ such that all the constraints are satisfied. More specifically, we consider the following constraints [70, 71]:

$$\begin{aligned} \int_{\mathbb{M}_3^+(\mathbb{R})} p_{[\mathbf{C}^{\text{int}}]}([C]) d[C] &= 1, \\ \mathbb{E}\{[\mathbf{C}^{\text{int}}(\mathbf{x})]\} &= [\underline{C}(\mathbf{x})] \in \mathbb{M}_3^+(\mathbb{R}), \\ \mathbb{E}\{\log(\det([\mathbf{C}^{\text{int}}(\mathbf{x})])\} &= \nu, \quad |\nu| < +\infty, \end{aligned}$$

143 where \mathbb{E} denotes the mathematical expectation operator. We then obtain the fol-
144 lowing probability density function [65, 72]:

$$p_{[\mathbf{C}^{\text{int}}]}([C]) = \mathbb{1}_{\mathbb{M}_3^+(\mathbb{R})}([C]) \times c \times (\det[C])^{B/\delta^2-2} \times \exp\left(-\frac{B}{\delta^2} \ll [C]^{-1}, [C] \gg\right), \quad (4)$$

145 in which $\mathbb{1}_{\mathbb{M}_3^+(\mathbb{R})}([C])$ is equal to 1 if $[C] \in \mathbb{M}_3^+(\mathbb{R})$ and is equal to zero if $[C] \notin \mathbb{M}_3^+(\mathbb{R})$,
146 c is the normalization constant, δ is the parameter controlling the level of statistical
147 fluctuations, the parameter $B = \frac{1}{2} + \frac{(\text{tr}[\underline{C}])^2}{2\text{tr}([\underline{C}]^2)}$ and $\ll \cdot, \cdot \gg$ denotes the dot product in
148 $\mathbb{M}_3^+(\mathbb{R})$. Furthermore, following the construction methodology in Soize [67], a non-linear
149 transformation \mathbf{T} can be introduced such that:

$$[\mathbf{C}^{\text{int}}(\mathbf{x})] = \mathbf{T}(\xi_1(\mathbf{x}), \dots, \xi_6(\mathbf{x})) \quad (5)$$

150 for every \mathbf{x} in the interphase area (I), where $\{\xi_1(\mathbf{x}), \mathbf{x} \in \mathbb{R}^2\}, \dots, \{\xi_6(\mathbf{x}), \mathbf{x} \in \mathbb{R}^2\}$
151 are homogeneous and normalized real scalar Gaussian fields, called stochastic germs.
152 The model therefore depends on the average function $\mathbf{x} \mapsto [\underline{C}(\mathbf{x})]$ of the parameter δ
153 and correlation functions of the stochastic germs. We write $(r, \theta; r', \theta') \mapsto \rho^{\xi_i}(r, \theta; r', \theta')$
154 to denote the normalized correlation function of the germ $\{\xi_i(\mathbf{x}), \mathbf{x} \in \mathbb{R}^2\}$. Here, we
155 adopt a hypothesis of separation of the variables [67, 73] – that is:

$$\rho^{\xi_i}(r, \theta; r', \theta') := \rho_r^{\xi_i}(r, r') \times \rho_\theta^{\xi_i}(\theta, \theta'). \quad (6)$$

156 Based on the results presented in Brown et al. [12], the hypothesis of orthoradial
 157 stationarity can be employed. Therefore, we denote $\rho_\theta^{\xi_i}(\theta, \theta') = \rho_\theta^{\xi_i}(\tau_\theta)$, where $\tau_\theta = |\theta -$
 158 $\theta'|$. Assuming homogeneity in the radial direction, we can denote the same $\rho_r^{\xi_i}(r, r') =$
 159 $\rho_r^{\xi_i}(\tau_r)$, with $\tau_r = |r - r'|$. In this work, we use the following algebraic forms [67, 74]:

$$\rho_\theta^{\xi_i}(\tau_\theta) = \cos(2\tau_\theta) \frac{\cosh(\frac{\tau_\theta - \pi}{L_\theta})}{\cosh(\frac{\pi}{L_\theta})}, \text{ and } \rho_r^{\xi_i}(\tau_r) = \frac{4L_r^2}{\pi^2 \tau_r^2} \sin^2\left(\frac{\pi \tau_r}{L_r}\right), \quad (7)$$

160 where L_r and L_θ are the correlation lengths in the radial and angular directions,
 161 respectively, assumed to be identical – for simplicity’s sake – for the six stochastic germs
 162 mentioned above.

163 For illustration purposes, Fig. 2a and Fig. 2b show the correlation functions $\rho_r^{\xi_i}(\tau_r)$
 164 and $\rho_\theta^{\xi_i}(\tau_\theta)$ for different radial and angular correlation lengths, respectively. These illus-
 165 trations offer a clear visualization of the incidence of each parameter on the correlation
 166 structure of the considered Gaussian random field.

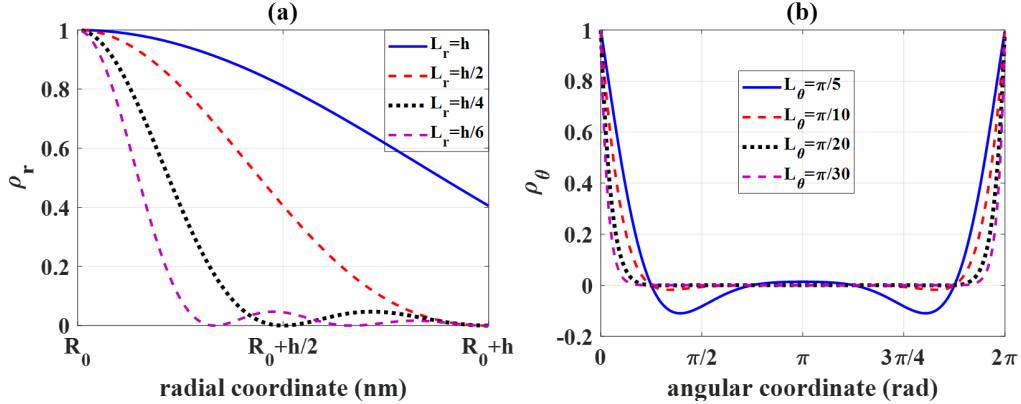


Fig. 2: Correlation function for different correlation lengths: (a) in radial and (b) angular directions, respectively.

167 2.3. Stochastic homogenization scheme

168 In this section, we briefly summarize the homogenization procedure for estimating
 169 the macroscopic properties of heterogeneous materials in continuum mechanics. The

170 inner domain and its boundary are denoted Ω and $\partial\Omega$ (also see Fig. 1). It is noteworthy
 171 that the domain Ω presents significant statistical fluctuations in the interphase zone.
 172 Consequently, the macroscopic properties of the heterogeneous material are qualified
 173 as *apparent* [75, 76, 77]. The stochastic boundary value problem [75, 78, 79, 80] is then
 174 written:

$$-\operatorname{div} [\boldsymbol{\sigma}(\mathbf{x})] = 0 \quad , \quad \forall \mathbf{x} \in \Omega \quad , \quad (8)$$

$$\mathbf{u} = [E] \cdot \mathbf{x} \quad , \quad \forall \mathbf{x} \in \partial\Omega \quad , \quad (9)$$

175 where $\mathbf{x} \mapsto [\boldsymbol{\sigma}(\mathbf{x})]$ is the local stress field, $\mathbf{n}(\mathbf{x})$ is the unit vector normal to $\partial\Omega$ at
 176 point \mathbf{x} and $[E]$ is the macroscopic strain tensor. Hooke's law is then written [81, 82]:

$$[\boldsymbol{\sigma}(\mathbf{x})] = \llbracket \mathbf{C}(\mathbf{x}) \rrbracket : [\boldsymbol{\varepsilon}(\mathbf{x})] \quad , \quad \forall \mathbf{x} \in \Omega \quad , \quad (10)$$

177 where $\llbracket \mathbf{C}(\mathbf{x}) \rrbracket$ is the fourth-order tensor representation of elasticity matrix $[\mathbf{C}(\mathbf{x})]$.
 178 Note that $\llbracket \mathbf{C}(\mathbf{x}) \rrbracket$ is random in the interphase zone (i.e. $\mathbf{x} \in (I)$), and deterministic in
 179 the inclusion and matrix phases, respectively.

180 It can be shown that a fourth-order localization tensor exists, $\mathbf{x} \mapsto \llbracket \mathbf{A}(\mathbf{x}) \rrbracket$, relating
 181 the microscopic and macroscopic strains such that [83]

$$[\boldsymbol{\varepsilon}(\mathbf{x})] = \llbracket \mathbf{A}(\mathbf{x}) \rrbracket : [E] \quad , \quad \forall \mathbf{x} \in \Omega \quad (11)$$

182 and

$$\frac{1}{|\Omega|} \int_{\Omega} \llbracket \mathbf{A}(\mathbf{x}) \rrbracket \, d\mathbf{x} = \llbracket I \rrbracket \quad , \quad (12)$$

183 with $\llbracket I \rrbracket$ being the identity tensor. By construction, one has

$$A_{ijkl}(\mathbf{x}) = \varepsilon_{ij}^{k\ell}(\mathbf{x}) \quad , \quad (13)$$

184 where $\mathbf{x} \mapsto [\boldsymbol{\varepsilon}^{k\ell}(\mathbf{x})]$ is the local strain field solving the mechanical problem defined
 185 by Eqs (8 and 10). The macroscopic strain tensor $E^{k\ell}$ is given by:

$$E^{k\ell}_{ij} = \frac{1}{2}(\delta_{ik}\delta_{j\ell} + \delta_{i\ell}\delta_{jk}) . \quad (14)$$

186 In this case of 2D linear elasticity, the use of three different values for the macroscopic
 187 strain tensor $E^{k\ell}$, with k and ℓ in $\{1, 2\}$, can solve the boundary value problem defined
 188 by Eqs (8 and 10). The apparent stiffness tensor $\llbracket \mathbf{C}^{\text{app}} \rrbracket$ is then computed with respect
 189 to static uniform boundary conditions [26]:

$$\llbracket \mathbf{C}^{\text{app}} \rrbracket = \frac{1}{|\Omega|} \int_{\Omega} \llbracket \mathbf{C}(\mathbf{x}) \rrbracket : \llbracket \mathbf{A}(\mathbf{x}) \rrbracket d\mathbf{x} . \quad (15)$$

190 In this work, macroscopic strains were prescribed as follows:

$$E^{11} = \begin{bmatrix} 1 & 0 \\ 0 & 0 \end{bmatrix} ; E^{22} = \begin{bmatrix} 0 & 0 \\ 0 & 1 \end{bmatrix} ; E^{12} = \begin{bmatrix} 0 & 1/2 \\ 1/2 & 0 \end{bmatrix} . \quad (16)$$

191 Finally, the Monte Carlo method was used to propagate fluctuations in the in-
 192 terphase onto the macroscopic properties of the heterogeneous material. A diagram
 193 illustrating the use of the Monte Carlo method is shown in Fig. 3, whereas the statisti-
 194 cal convergence analysis of the mean of a random variable W is estimated on the basis
 195 of Eq. 17 [84, 85, 86, 87, 88, 89]:

$$n \mapsto \text{ConvMean}(n) = \frac{1}{n} \sum_{i=1}^n W_i , \quad (17)$$

196 where n is the number of Monte Carlo runs, and W_i is the value of the i^{th} observation
 197 of random variable W .

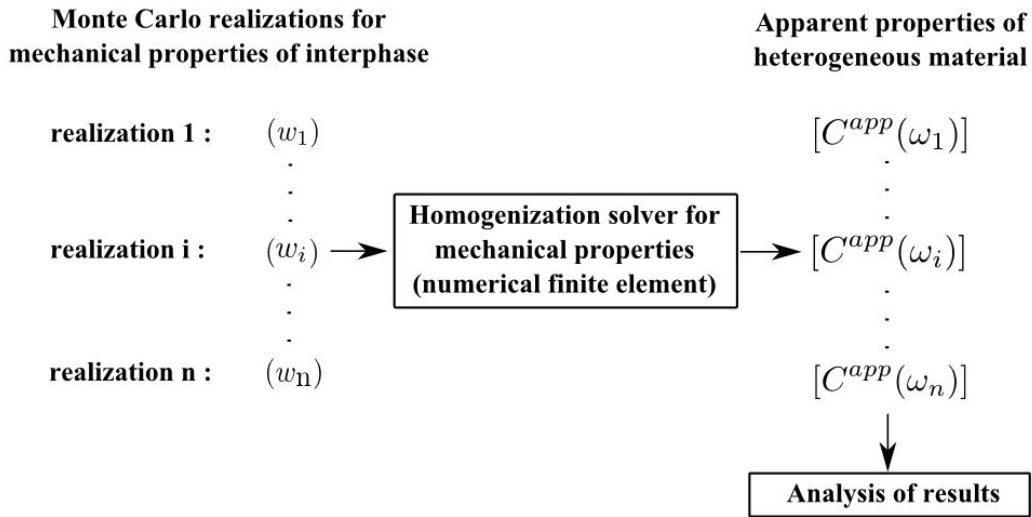


Fig. 3: Diagram of using Monte Carlo technique for propagating fluctuations in the interphase to the apparent properties of material.

198 3. Stochastic homogenization and equivalent interface model

199 3.1. Details of numerical study and parametric analysis

200 Using the geometric and stochastic models mentioned above, it is now possible to
 201 carry out simulations for the microstructure considered. Specifically, we denote $R_0 = 1$
 202 nm , $h = 0.5 nm$ and $f_i = 0.15$ (see Section 2.1 for details of geometric description).
 203 From experimental investigations of interphase thickness, several papers can be referred
 204 to, such as Yu et al. [90] for epoxy matrix reinforced with aluminum oxide nanoparticles,
 205 exhibiting an interphase of $0.67 nm$, or Tsai and Tzeng [91] for polyimide reinforced by
 206 silica nanoparticles, exhibiting an interphase of $3.2\text{-}4.1 nm$).

207 Additionally, multiple combinations of correlation lengths are used as a parametric
 208 analysis for the random properties in the interphase: $L_r \in \{h, h/2, h/4, h/6\}$, $L_\theta \in$
 209 $\{\pi/5, \pi/10, \pi/20, \pi/30\}$ (representing a total number of 16 combinations) (see Section
 210 2.2 for details of probabilistic model and correlation lengths). The impact of different
 211 correlation lengths on the radial and angular correlation functions was also presented
 212 in Fig. 2.

213 The elastic properties of the constituent phases and their fluctuation level are sum-
 214 marized in Table 1. The mechanical properties of the deterministic phases were chosen
 215 as typical values for silica nanoparticles and polymer matrix [12, 33]. As the elastic
 216 properties of the interphase are modeled by the random field introduced in Section
 217 2.2, the fluctuation level was chosen as 40%. Finally, the mean model for the elas-
 218 tic properties of the interphase was chosen to be stiffer than the matrix phase (i.e.
 219 $E_{int} = 3/2E_m$), based on the observation that the interphase is a layer of immobilized
 220 polymer surrounding the nanofillers [15, 12, 4, 3]. The elasticity tensor of the matrix
 221 and the inclusion is presented in Eqs. 18 and 19, respectively.

Table 1: Summary of properties of the constituent phases and fluctuation level.

Parameter	Notation	Unit	Matrix phase	Interphase	Inclusion
Young's modulus	E	GPa	1.1	1.65 ($3/2E_m$)	40
Poisson's ratio	ν	-	0.4	0.4	0.25
Bulk modulus	κ	GPa	1.83	2.75	26.67
Shear modulus	μ	GPa	0.39	0.59	16
Fluctuation level	δ	%	0	40	0

$$[C^m] = \begin{bmatrix} 2.36 & 1.57 & 0 \\ 1.57 & 2.36 & 0 \\ 0 & 0 & 0.39 \end{bmatrix}, \quad (18)$$

$$[C^{inc}] = \begin{bmatrix} 48 & 16 & 0 \\ 16 & 48 & 0 \\ 0 & 0 & 16 \end{bmatrix} \quad (19)$$

222 3.2. Numerical resolution using the finite element method

223 The associated homogenization problem (introduced in Section 2.3), formulated
 224 with Dirichlet boundary conditions, is solved by the finite element method. An adaptive
 225 linear triangular - 1 integration point mesh was used to discretize the domain as shown in

226 Fig. 4. In this work, about 20 elements in the interphase zone in the radial direction was
 227 adopted as optimum (to ensure sampling of the correlation structure of the random field
 228 with at least 3 integration points per correlation length [73], which exhibited minimum
 229 values of $L_r = h/6$ and $L_\theta = \pi/30$ in the parametric study. Finally, the domain was
 230 discretized by a total of 36,349 elements (corresponding to 36,618 degrees of freedom).
 231 It should be noted that there were 4,944, 13,713 and 16,692 elements in the inclusion,
 232 interphase and matrix phases, respectively.

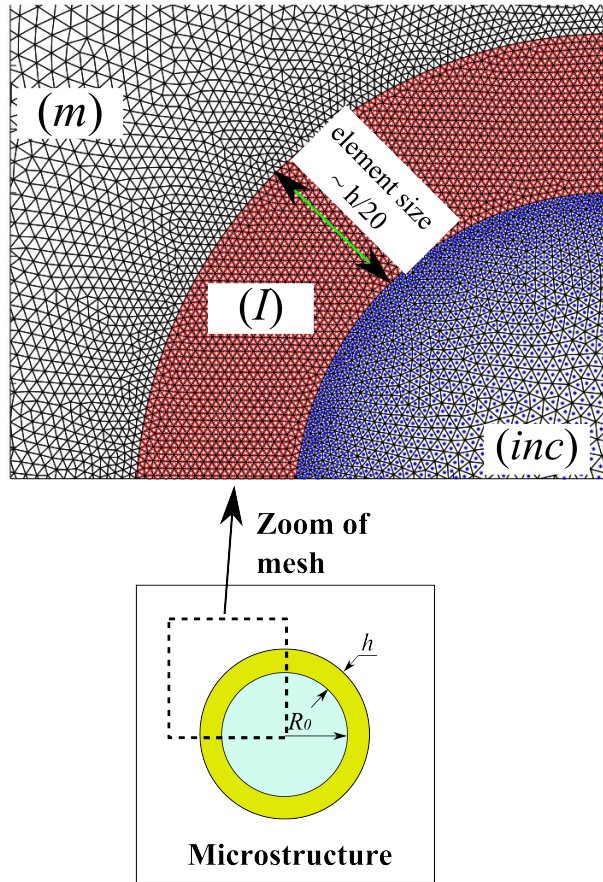


Fig. 4: Visualization of finite element mesh for the microstructure.

233 3.3. Micromechanical fields and transmission of force

234 This section presents micromechanical fields such as elasticity tensor, strain and
 235 stress when applying macroscopic strains as prescribed in Section 2.3. Fig. 6 presents
 236 micromechanical fields when applying macroscopic strain in direction x_2 , while Fig. 7

237 shows micromechanical fields when applying macroscopic shear strain, for different con-
 238 figurations of correlation lengths: $\{L_r = h, L_\theta = \pi/5\}$, $\{L_r = h/6, L_\theta = \pi/5\}$, and
 239 $\{L_r = h/6, L_\theta = \pi/30\}$, respectively. Figs. (6a, 6d and 6g) present a realization for
 240 the component \mathbf{C}_{22} , while Figs. (7a, 7d and 7g) present a realization for the compo-
 241 nent C_{33} of the elasticity tensor of the inclusion, interphase, and matrix, for different
 242 combinations of correlation lengths: $\{L_r = h, L_\theta = \pi/5\}$, $\{L_r = h/6, L_\theta = \pi/5\}$,
 243 and $\{L_r = h/6, L_\theta = \pi/30\}$, respectively. The elastic properties of the interphase
 244 were randomly generated associating to the correlation lengths used. For instance, the
 245 correlation structure in the interphase radially decreases when L_r decreases from h to
 246 $h/6$, as shown in Figs. (6a and 6d) for the component C_{22} , and Figs. (7a and 7d) for
 247 the component C_{33} . Same observation can be made regarding orthoradial correlation
 248 structure, as shown in Figs. (6d and 6g) for the component C_{22} , and Figs. (7d and 7g)
 249 for the component C_{33} .

250 Regarding the local stress field, we can see the role of the inclusion in transferring the
 251 load through the domain (i.e. the local stress field in the inclusion could be considered
 252 maximal). On the other hand, it is seen that the inclusion is not deformed (i.e. the
 253 local strain field in the inclusion is close to zero). We can also see that there is a
 254 concentration of stress in the zone of contact between the interphase and inclusion.
 255 However, the incidence of the random interphase and its correlation structure on the
 256 local strain and stress fields was observed. It is seen in Figs. (6a and 6b) that the
 257 poorer the mechanical properties of the interphase compared to the matrix phase, the
 258 higher the degree of strain achieved for the same region. The same observation applies
 259 in Figs (6d and 6e), Figs (6g and 6h), Figs (7a and 7b), Figs (7d and 7e), Figs (7g
 260 and 7h). Consequently, the concentration of stress in the vicinity of the inclusion also
 261 depends on the properties of the random interphase and its correlation structure.

262 Fig. 5 illustrates the ability of the stochastic model to control the change of the
 263 elastic properties from isotropic to locally anisotropic in the interphase (under sym-
 264 metrical positive-definite conditions). The elasticity random field $\{[\mathbf{C}^{\text{int}}(\mathbf{x})], \mathbf{x} \in (I)\}$
 265 in Fig. 5 was controlled by two correlation structures $\{L_r = h/6, L_\theta = \pi/5\}$ and fluc-

266 tuation in the interphase (40% as indicated in Table 1). The mean model $[C_{\text{mean}}^{\text{int}}]$ is
 267 also provided to illustrate the anisotropic generation effect. It is seen that the elasticity
 268 random field $\{[C^{\text{int}}(\mathbf{x})], \mathbf{x} \in (I)\}$ is locally anisotropic. Finally, an illustration of the
 269 spatial fluctuation of the component C_{22}^{int} is provided.

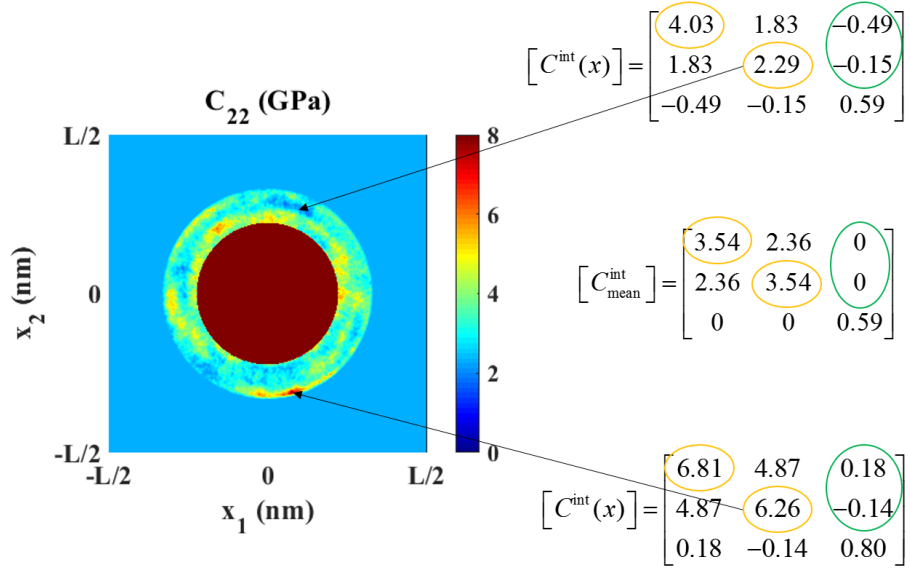


Fig. 5: Illustration for anisotropic properties and statistical fluctuation in the interphase: a realization for the elasticity random field $\{[C^{\text{int}}(\mathbf{x})], \mathbf{x} \in (I)\}$ (in GPa) with $\{L_r = h/6, L_\theta = \pi/5\}$. The mean model $[C_{\text{mean}}^{\text{int}}]$ is also provided. The elasticity tensor of the matrix and the inclusion is presented in Eqs. 18 and 19, respectively.

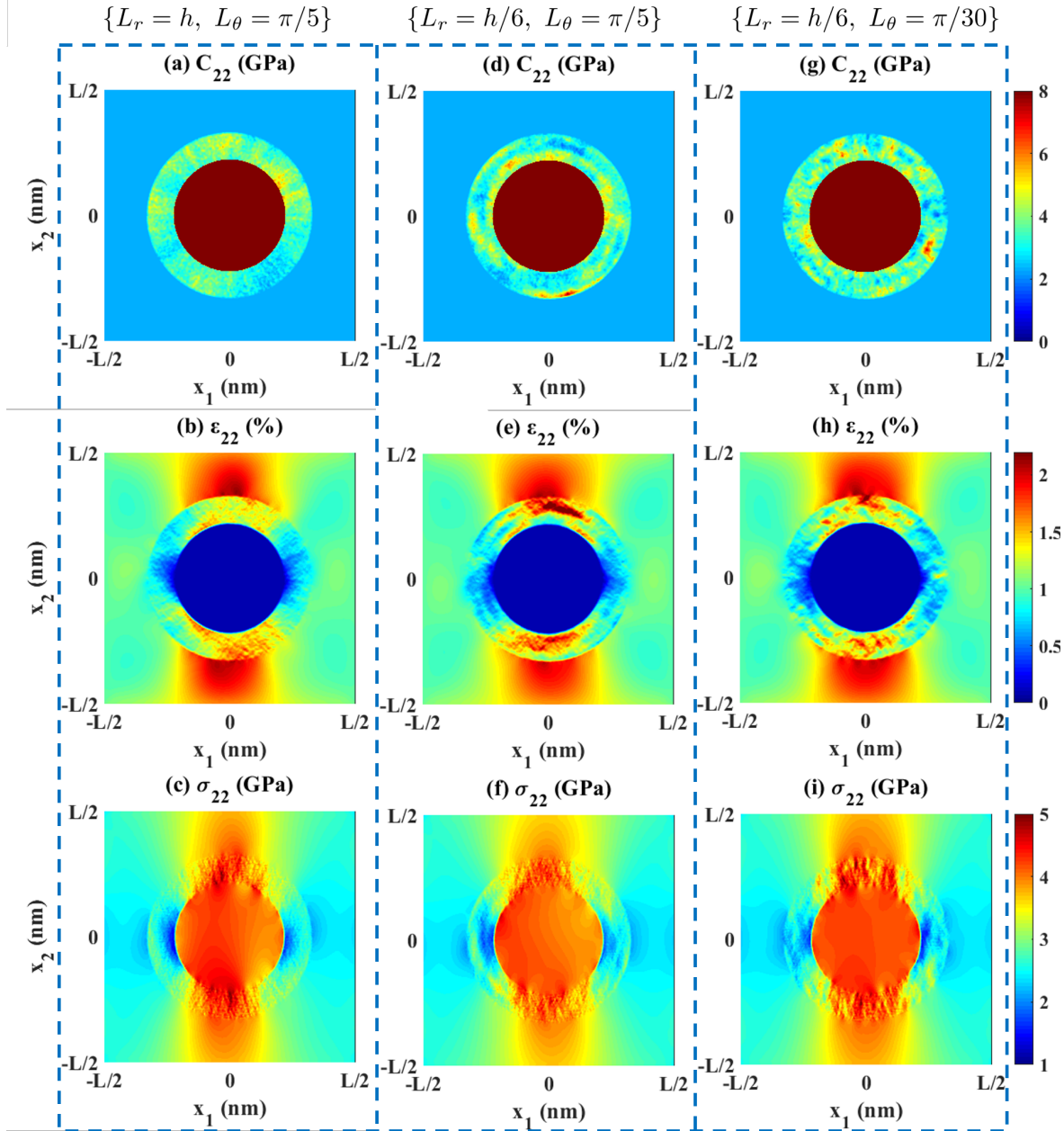


Fig. 6: Micromechanical fields when applying macroscopic strain in direction x_2 for different configurations of correlation lengths: $\{L_r = h, L_\theta = \pi/5\}$, $\{L_r = h/6, L_\theta = \pi/5\}$, and $\{L_r = h/6, L_\theta = \pi/30\}$: (a, d, g) C_{22} component of the elasticity tensor, (b, e, h) ε_{22} component of the strain tensor, and (c, f, i) σ_{22} component of the stress tensor.

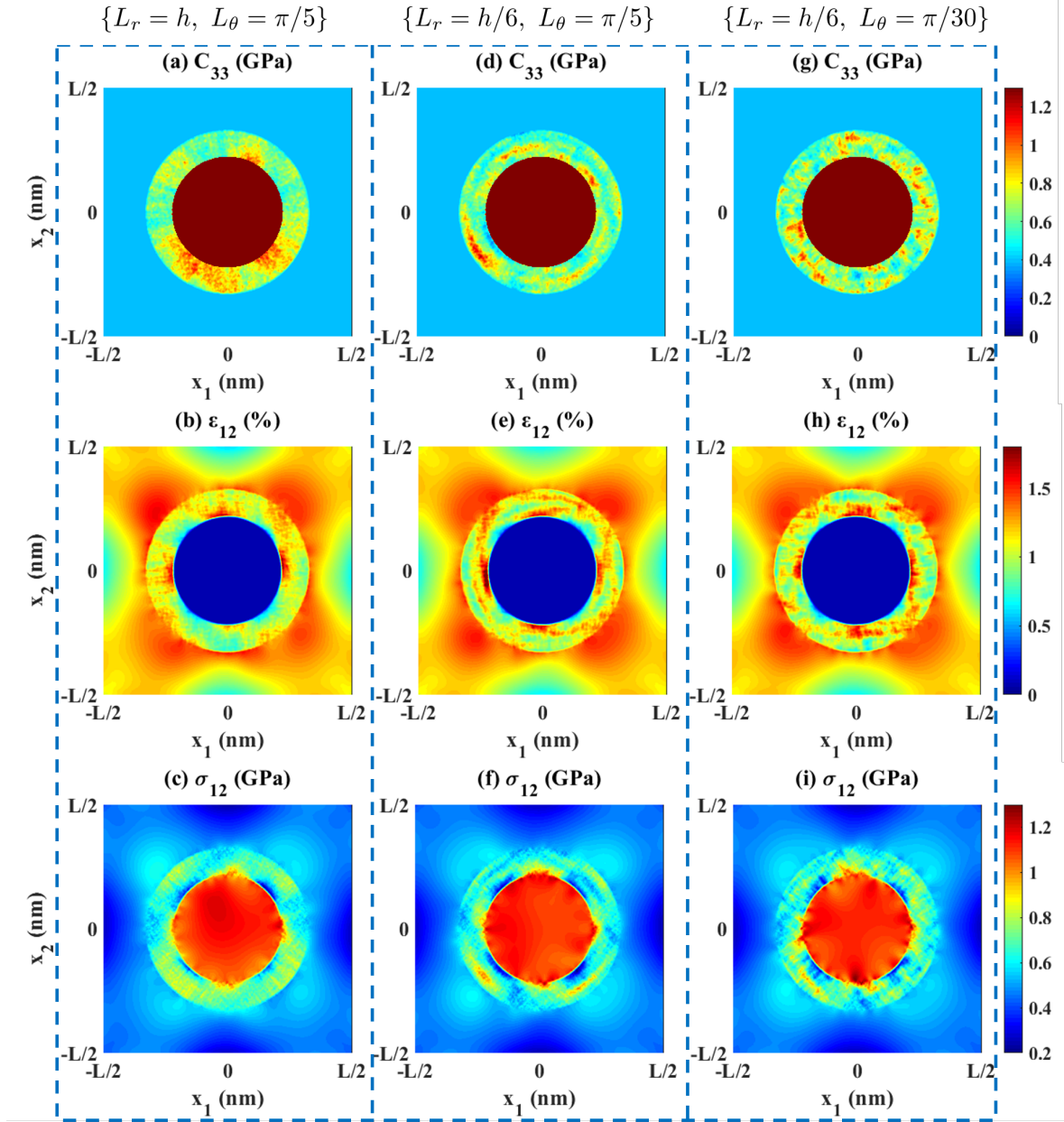


Fig. 7: Micromechanical fields when applying macroscopic shear strain for different configurations of correlation lengths: $\{L_r = h, L_\theta = \pi/5\}$, $\{L_r = h/6, L_\theta = \pi/5\}$, and $\{L_r = h/6, L_\theta = \pi/30\}$: (a, d, g) C_{33} component of the elasticity tensor, (b, e, h) ε_{12} component of the strain tensor, and (c, f, i) σ_{12} component of the stress tensor.

270 *3.4. Macromechanical properties and statistical convergence*

271 This section presents the macromechanical properties of the heterogeneous material
272 from a statistical point of view. It should be noted that 2,000 Monte Carlo runs were
273 performed for each combination of correlation structure. The statistical convergence of
274 that number of Monte Carlo runs was estimated by using Eq. 17. Regarding the varia-
275 tion of macromechanical properties as a function of radial correlation length, Figs 8a)
276 and 8c) present the probability distribution of the components C_{11}^{app} and C_{33}^{app} , respec-
277 tively, of the apparent elasticity tensor. It is seen that the dispersion of the probability
278 distribution decreases when decreasing the radial correlation length from $L_r = h$ to
279 $L_r = h/6$. However, the average value of the apparent macroscopic properties seems to
280 be unchanged. At the same time, Figs 8b) and 8d) present the statistical convergence
281 for these two components over 2,000 random samples in the interphase region. It is
282 observed that 2,000 Monte Carlo runs was sufficient to obtain statistical convergence
283 for these two components (for all components of the apparent tensor). The same re-
284 marks apply when investigating the influence of orthoradial correlation length on the
285 apparent macroscopic properties, as shown in Fig. 8.

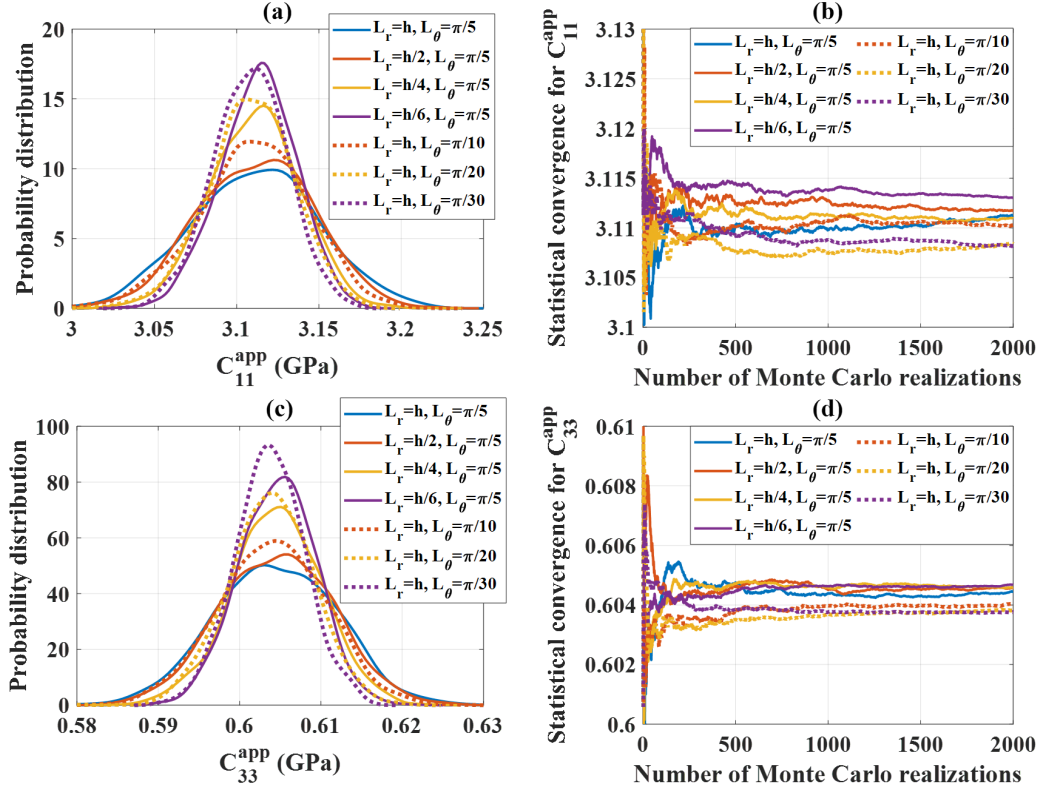


Fig. 8: Macromechanical properties of heterogeneous material for different radial and orthoradial correlation lengths: (a) probability distribution of component C_{11}^{app} , (b) statistical convergence of random samples for component C_{11}^{app} , (c) probability distribution of component C_{33}^{app} , (d) statistical convergence of random samples for component C_{33}^{app} .

286 3.5. Parametric analysis of apparent properties

287 Fig. 9 presents the coefficients of variation of the random variables C_{11}^{app} and C_{33}^{app}
 288 for different combinations of correlation lengths. We can see that for a given value of
 289 h , the coefficients of variation tend towards 0 (for all the components of the apparent
 290 tensor) when the correlation lengths tend towards 0. The same remark applies in
 291 relation to the coefficient of variation as a function of the orthoradial correlation length
 292 L_θ . In other words, when the correlation lengths become small, the fluctuation level
 293 in the macroscopic properties tends toward 0. Thus, the hypothesis of separation of
 294 scale could be stated for the medium constituting the interphase; such a medium then

295 becomes homogenizable. It is worth noting that if the statistical fluctuations are non-
 296 negligible in the domain, then it is not assumed to be a representative volume element,
 297 so that upscaled properties are termed "apparent" (see, for instance, Huet [75] and
 298 Ostoja-Starzewski [76]). Therefore, in this case, it is possible to build an equivalent
 299 interface model. This point is specifically discussed in the next section.

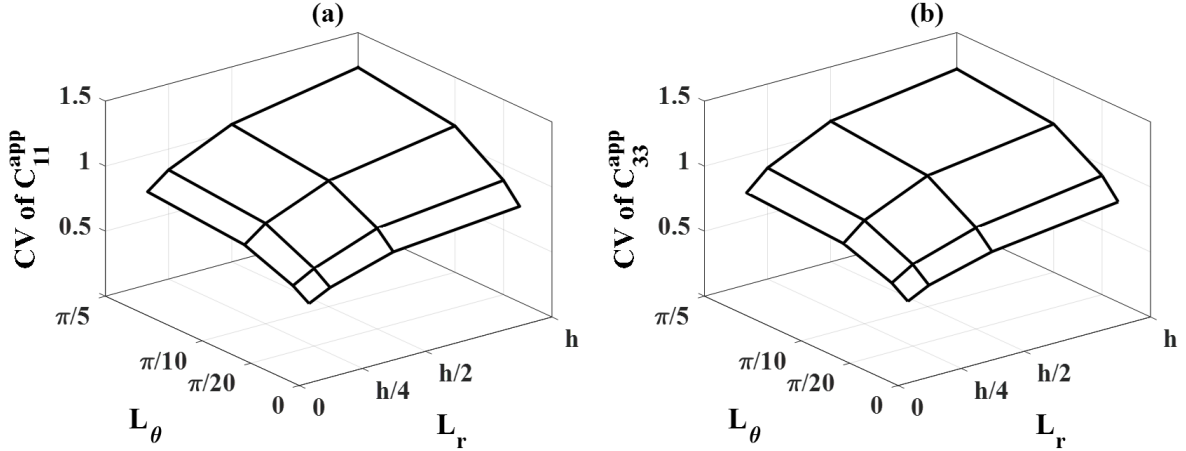


Fig. 9: Evolution of the coefficients of variation of (a) C_{11}^{app} and (b) C_{33}^{app} depending on parameters L_r and L_θ .

300 3.6. Equivalent interface model

301 In this section, we propose to determine the optimal surface properties associated
 302 with a coherent imperfect interface model [8, 26], such that the "physical" model (based
 303 on stochastic interphase modeling) and the idealized model (based on deterministic
 304 modeling using an interface) provide similar estimates (in a sense to be specified) for
 305 the effective properties (see Fig. 10a).

306 Let us first specify the notations. We note κ_s and μ_s for the desired surface prop-
 307 erties. For the interface model, the effective properties are estimated by a generalized
 308 self-consistent approach (detailed in Lequang and He [8]) and are denoted by $\kappa_{\text{eff}}^{\text{surf}}$ and
 309 $\mu_{\text{eff}}^{\text{surf}}$ respectively – note that the effective tensor is, in this case, isotropic. For the
 310 model with interphase, for which the apparent tensor presents statistical fluctuations
 311 (contained for $L_r \rightarrow 0$ and $L_\theta \rightarrow 0$), we consider a projection of the average tensor onto

312 isotropic space [92]:

$$\kappa_{\text{iso}} = \frac{11}{60}(C_{11} + C_{22}) + \frac{19}{30}C_{12} - \frac{1}{15}C_{33} , \quad (20)$$

313 and

$$\mu_{\text{iso}} = \frac{1}{5}(C_{11} + C_{22} + C_{33}) - \frac{2}{5}C_{12} . \quad (21)$$

314 The homogenized model then becomes deterministic and isotropic, characterized by
 315 the moduli $\kappa_{\text{iso}}^{\text{int.stoch}}$ and $\mu_{\text{iso}}^{\text{int.stoch}}$. The surface moduli are then deduced by solving the
 316 following optimization problem:

$$(\kappa_{\text{s}}, \mu_{\text{s}}) = \arg \min_{\mathbb{R} \times \mathbb{R}} J(\kappa, \mu), \quad (22)$$

317 where J is the cost function defined by

$$J(\kappa, \mu) = (\kappa_{\text{eff}}^{\text{surf}}(\kappa, \mu) - \kappa_{\text{iso}}^{\text{int.stoch}})^2 + (\mu_{\text{eff}}^{\text{surf}}(\kappa, \mu) - \mu_{\text{iso}}^{\text{int.stoch}})^2. \quad (23)$$

318 Note, here, that the optimization problem is not formulated with the positivity
 319 constraints of elasticity coefficients, in accordance with the literature (see, e.g., [8, 93]).
 320 Fig. 10b and Fig. 10c present the results obtained for κ_{s} and μ_{s} , respectively, for different
 321 interphase thicknesses and different inclusion radii. Fig. 10b and Fig. 10c present the
 322 results obtained for κ_{s} and μ_{s} , respectively, for different interphase thicknesses and
 323 different inclusion radii. Fig. 10d and Fig. 10e present the results obtained for κ_{s}
 324 and μ_{s} , respectively, as a function of the h/R_0 ratio. The interphase-thickness-over-
 325 inclusion-radius parameter h/R_0 is considered here as a "dimensionless" length-scale
 326 parameter.

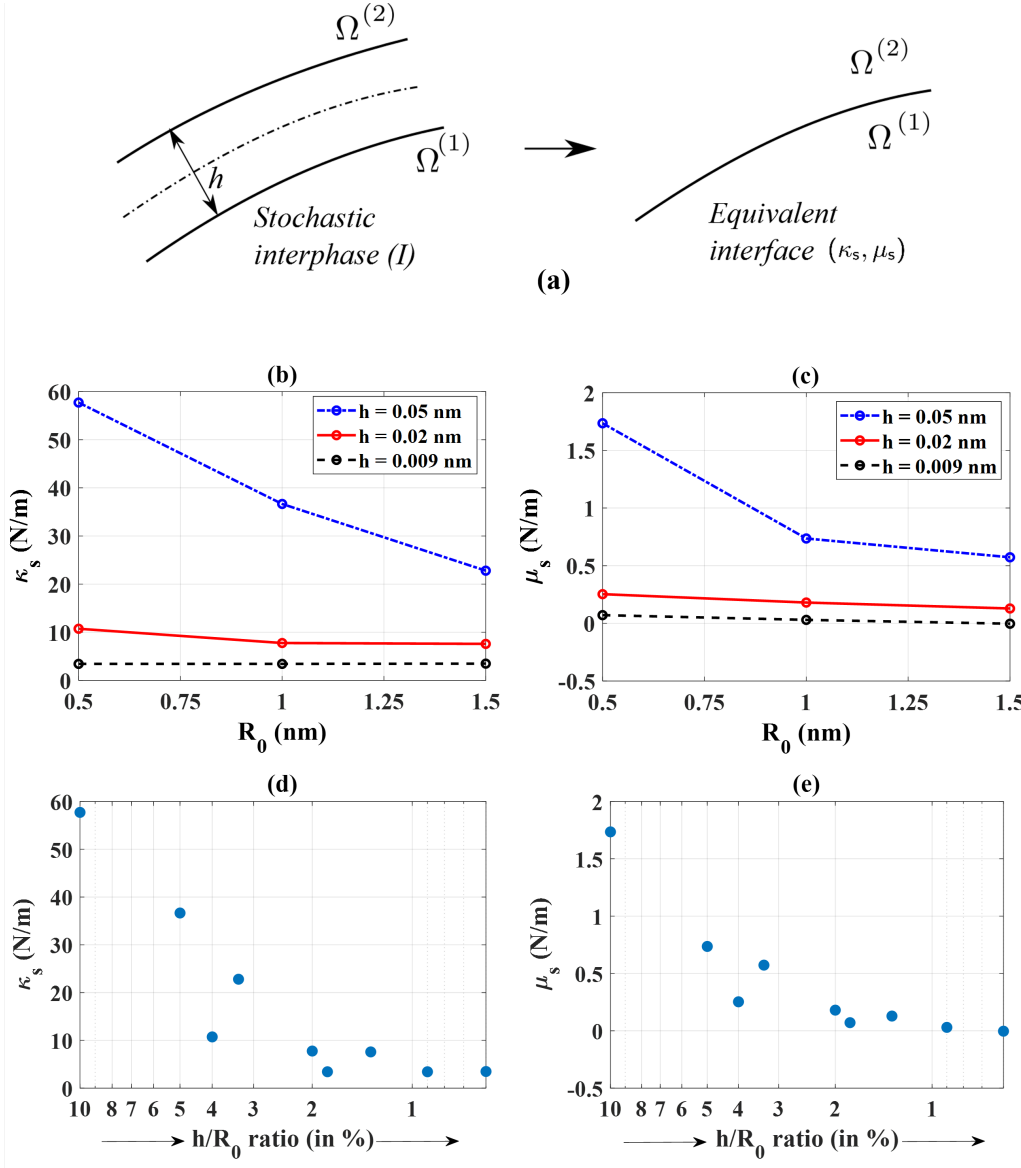


Fig. 10: Diagram linking stochastic interphase and equivalent interface model (a); representation of functions: (b) $R_0 \mapsto \kappa_s(R_0)$ and (c) $R_0 \mapsto \mu_s(R_0)$ for different thickness values h ; and representation of functions: (d) $h/R_0 \mapsto \kappa_s(h/R_0)$ and (e) $h/R_0 \mapsto \mu_s(h/R_0)$.

327 We find in Fig. 10b and Fig. 10c that when h is too large, the surface moduli depend
 328 strongly on the radius R_0 of the inclusion. This is due to the fact that in this case, the
 329 interphase cannot be relevantly modeled by an equivalent interface. When the thickness
 330 decreases and for sufficiently short correlation lengths, the interface properties become

331 almost independent of the radius of the inclusion. This observation is consistent with
332 the homogenization theories [30, 9]. Thus, the hypothesis of modeling the interphase
333 by an equivalent interface becomes admissible. The bridge between interphase and
334 interface models is, at least, possible where the interphase thickness is sufficiently small.
335 The same remarks apply regarding the interphase properties as a function of h/R_0 in
336 Fig. 10d and Fig. 10e. For a given inclusion volume fraction, the interphase-thickness-
337 over-inclusion-radius plays a crucial role. Moreover, Fig. 10d and Fig. 10e show that
338 the modeling of the stochastic interphase by an equivalent interface becomes admissible
339 when the "dimensionless" length-scale parameter h/R_0 is smaller than 2%.

340 The probabilistic model (with finite-volume interphase) can provide different homog-
341 enized responses when the actual size of the inclusion changes. This effect is mainly due
342 to the increase of the interphase volume fraction in the microstructure when the size of
343 the inclusion decreases, for a given inclusion volume fraction. Such a positive effect of
344 interphase volume fraction on the elastic modulus of nanocomposites is consistent with
345 the numerical investigation by Zakaria and Shelesh-Nezhad [48], who compared FEM
346 and Odegard's Equivalent Interface Model [35]. However, the current probabilistic in-
347 terphase model, used in conjunction with classical homogenization principles, is still
348 limited and needs to be improved in order to more clearly reflect the size-dependent ef-
349 fect when the inclusion characteristic size enters the nanometric scale. For a comparison
350 with the coherent interface model, we have first evaluated the hypothesis of separation
351 of scale in the interphase medium, as a function of the correlation structures. Secondly,
352 the results obtained in Fig. 10 show that the bridge between interphase and interface
353 models is, at least, possible where the interphase thickness is sufficiently small, identi-
354 fied as being 2% max. for the "dimensionless" length-scale parameter h/R_0 . Despite
355 the aforesaid efforts, a more efficient homogenization scheme needs to be developed to
356 take account of the size-dependent effect, from both the physical and numerical points
357 of view. The classical homogenization framework could be extended to incorporate the
358 size-dependent effect by introducing an incremental energy equivalence (see Firooz et
359 al. [16] for an extension of the composite sphere assemblage model). From a numerical

point view, two approaches could be indicated: (i) standard FEM with surface element (see Gao Wei et al. [94], Javili et al. [55], Firooz et al. [16]), and (ii) eXtended FEM with the level set method (see Yvonnet et al. [9], Farsad et al. [95], Ren et al. [96], Dang et al. [97]). Last but not least, the classical homogenization principles can also be used if an equivalent inclusion that substitutes the inclusion-plus-interphase is employed [57, 16, 98, 99].

4. Conclusion and outlook

In this work, we are interested in the modeling of heterogeneous materials presenting surface effects. To do this, we relied on probabilistic modeling of the interphase zone, the existence of which is highlighted in the literature. First, we produced a probabilistic model of the elastic properties of the interphase, modeled by a random field with matrix values. We then proceeded to propagate the uncertainties in order to estimate the apparent elastic properties of the microstructure. Parametric analysis highlighted the role of the lengths of radial and orthoradial correlations for the homogenization of the properties of the interphase. Secondly, we characterized an equivalent interface model, for which the surface moduli are obtained by the resolution of an optimization problem formulated on the basis of the effective properties. It is observed that when the thickness of the interphase is sufficiently small, the surface properties obtained become independent of the radius of the inclusion.

The proposed research methodology in this study can be extended to finite deformations and non-linear elasticity. Firstly, the random field model of the interphase elasticity tensor can be applied to any uncertain random materials exhibiting spatial fluctuations. Thus, from a computational point of view, the stochastic model presented in this study can be readily coupled with iterative techniques (e.g. the arc-length method [100], the Newton–Raphson technique [101, 102], or normal flow [103]) for solving large deformation problems. For instance, in Ref. [102], the authors constructed a probabilistic model for the random elasticity tensor, and deduced the influence of such fluctuation on the macroscopic behavior of the structural member in buckling

388 failure (large displacement when the load increment is small). Secondly, the construc-
389 tion of stochastic models for random strain energy functions, recently presented in
390 [104, 105, 106], shows that probabilistic random field modeling can be applied to non-
391 linear elasticity. Staber et al. [104] developed a stochastic model for the hyperelastic
392 strain energy function for laminated composites, and then identified model parame-
393 ters using an experimental database. More works dealing with stochastic modeling for
394 non-linear heterogeneous materials can be found in [107, 64, 108, 109, 110, 73].

395 In further studies, a fully probabilistic model considering the interphase thickness to
396 be a random variable should be developed. Such a view is more closely in keeping with
397 the random elastic properties in the interphase zone. The interphase thickness could
398 also be considered as an unknown parameter that could be determined probabilistically
399 by coupling the stochastic model and, for instance, results obtained from Molecular
400 Dynamics simulations.

401 **Acknowledgment**

402 The authors would like to thank Prof. J. Guilleminot (Duke University, Durham,
403 USA), and Prof. C. Soize (Université Paris-Est, Marne-la-Vallée, France), for their
404 helpful advice and comments on this paper.

405 **Funding**

406 This research did not receive any specific grant from funding agencies in the public,
407 commercial, or not-for-profit sectors.

408 **Conflict of Interest**

409 The authors declare that there is no conflict of interest.

410 **Data availability**

411 The raw/processed data required to reproduce these findings will be made available
412 on request.

413 **References**

- 414 [1] P. M. Ajayan, L. S. Schadler, P. V. Braun, P. Keblinski, Nanocomposite Science
415 and Technology, Wiley-VCH Verlag GmbH, Weinheim; Chichester, 2015.
- 416 [2] K. W. Putz, M. J. Palmeri, R. B. Cohn, R. Andrews, L. C. Brinson, Effect of
417 Cross-Link Density on Interphase Creation in Polymer Nanocomposites, *Macro-*
418 *molecules* 41 (18) (2008) 6752–6756. doi:10.1021/ma800830p.
- 419 [3] A. Papon, K. Saalwächter, K. Schäler, L. Guy, F. Lequeux, H. Montes, Low-Field
420 NMR Investigations of Nanocomposites: Polymer Dynamics and Network Effects,
421 *Macromolecules* 44 (4) (2011) 913–922. doi:10.1021/ma102486x.
- 422 [4] S. E. Harton, S. K. Kumar, H. Yang, T. Koga, K. Hicks, H. Lee, J. Mijovic, M. Liu,
423 R. S. Vallery, D. W. Gidley, Immobilized Polymer Layers on Spherical Nanopar-
424 ticles, *Macromolecules* 43 (7) (2010) 3415–3421. doi:10.1021/ma902484d.
- 425 [5] I. Chung, M. Cho, Recent Studies on the Multiscale Analysis of Polymer
426 Nanocomposites, *Multiscale Science and Engineering* 1 (3) (2019) 167–195. doi:
427 10.1007/s42493-019-00022-4.
- 428 [6] M.-T. Hoang, J. Yvonnet, A. Mitrushchenkov, G. Chambaud, First-principles
429 based multiscale model of piezoelectric nanowires with surface effects, *Journal of*
430 *Applied Physics* 113 (1) (2013) 014309. doi:10.1063/1.4773333.
- 431 [7] J. Yvonnet, H. Le-Quang, C. Toulemonde, Q.-C. He, Thermo-mechanical mod-
432 elling of materials containing micro/nano inclusions with imperfect interfaces, *In-*
433 *ternational Journal of Material Forming* 1 (1) (2008) 1139–1142. doi:10.1007/
434 s12289-008-0181-2.
- 435 [8] H. L. Quang, Q. C. He, Size-dependent effective thermoelastic properties of
436 nanocomposites with spherically anisotropic phases, *Journal of the Mechanics and*
437 *Physics of Solids* 55 (9) (2007) 1899–1931. doi:10.1016/j.jmps.2007.02.005.

- 438 [9] J. Yvonnet, H. L. Quang, Q. C. He, An XFEM/level set approach to modelling
439 surface/interface effects and to computing the size-dependent effective properties
440 of nanocomposites, *Computational Mechanics* 42 (1) (2008) 119–131. doi:10.
441 1007/s00466-008-0241-y.
- 442 [10] J. Berriot, F. Lequeux, L. Monnerie, H. Montes, D. Long, P. Sotta,
443 Filler–elastomer interaction in model filled rubbers, a ^1H NMR study, *Journal of*
444 *Non-Crystalline Solids* 307-310 (2002) 719–724. doi:10.1016/S0022-3093(02)
445 01552-1.
- 446 [11] E. Monteiro, Q. C. He, J. Yvonnet, Hyperelastic large deformations of two-phase
447 composites with membrane-type interface, *International Journal of Engineering*
448 *Science* 49 (9) (2011) 985–1000. doi:10.1016/j.ijengsci.2011.05.011.
- 449 [12] D. Brown, V. Marcadon, P. Mélé, N. D. Albérola, Effect of Filler Particle Size
450 on the Properties of Model Nanocomposites, *Macromolecules* 41 (4) (2008) 1499–
451 1511. doi:10.1021/ma701940j.
- 452 [13] J. Choi, S. Yang, S. Yu, H. Shin, M. Cho, Method of scale bridging for thermoelas-
453 ticity of cross-linked epoxy/SiC nanocomposites at a wide range of temperatures,
454 *Polymer* 53 (22) (2012) 5178–5189. doi:10.1016/j.polymer.2012.08.041.
- 455 [14] H. Shin, S. Yang, J. Choi, S. Chang, M. Cho, Effect of interphase percolation
456 on mechanical behavior of nanoparticle-reinforced polymer nanocomposite with
457 filler agglomeration: A multiscale approach, *Chemical Physics Letters* 635 (2015)
458 80–85. doi:10.1016/j.cplett.2015.06.054.
- 459 [15] A. Ghanbari, T. V. M. Nodoro, F. Leroy, M. Rahimi, M. C. Böhm, F. Müller-
460 Plathe, Interphase Structure in Silica–Polystyrene Nanocomposites: A Coarse-
461 Grained Molecular Dynamics Study, *Macromolecules* 45 (1) (2012) 572–584. doi:
462 10.1021/ma202044e.

- 463 [16] S. Firooz, G. Chatzigeorgiou, F. Meraghni, A. Javili, Homogenization accounting
464 for size effects in particulate composites due to general interfaces, *Mechanics of*
465 *Materials* 139 (2019) 103204. doi:10.1016/j.mechmat.2019.103204.
- 466 [17] E. Hervé-Luanco, Elastic behavior of composites containing multi-layer coated
467 particles with imperfect interface bonding conditions and application to size ef-
468 fects and mismatch in these composites, *International Journal of Solids and Struc-*
469 *tures* 51 (15) (2014) 2865–2877. doi:10.1016/j.ijsolstr.2014.04.008.
- 470 [18] S. Firooz, A. Javili, Understanding the role of general interfaces in the overall
471 behavior of composites and size effects, *Computational Materials Science* 162
472 (2019) 245–254. doi:10.1016/j.commatsci.2019.02.042.
- 473 [19] Z. Yao, Z.-M. Huang, Stress concentration factors in the matrix with different
474 imperfect interfaces, *International Journal of Damage Mechanics* 23 (6) (2014)
475 745–771. doi:10.1177/1056789513512345.
- 476 [20] H. Dong, J. Wang, M. B. Rubin, Cosserat interphase models for elasticity with
477 application to the interphase bonding a spherical inclusion to an infinite matrix,
478 *International Journal of Solids and Structures* 51 (2) (2014) 462–477. doi:10.
479 1016/j.ijsolstr.2013.10.020.
- 480 [21] M. E. Gurtin, A. I. Murdoch, A continuum theory of elastic material surfaces,
481 *Archive for Rational Mechanics and Analysis* 57 (1975) 291–323. doi:10.1007/
482 BF00261375.
- 483 [22] M. E. Gurtin, J. Weissmüller, F. Larché, A general theory of curved deformable
484 interfaces in solids at equilibrium, *Philosophical Magazine A* 78 (5) (1998) 1093–
485 1109. doi:10.1080/01418619808239977.
- 486 [23] B. J. Yang, Y. Y. Hwang, H. K. Lee, Elastoplastic modeling of polymeric compos-
487 ites containing randomly located nanoparticles with an interface effect, *Composite*
488 *Structures* 99 (2013) 123–130. doi:10.1016/j.compstruct.2012.11.043.

- 489 [24] L. Nazarenko, H. Stolarski, H. Altenbach, Effective properties of short-fiber com-
490 posites with Gurtin-Murdoch model of interphase, *International Journal of Solids*
491 *and Structures* 97-98 (2016) 75–88. doi:10.1016/j.ijsolstr.2016.07.041.
- 492 [25] G. Chatzigeorgiou, F. Meraghni, A. Javili, Generalized interfacial energy and size
493 effects in composites, *Journal of the Mechanics and Physics of Solids* 106 (2017)
494 257–282. doi:10.1016/j.jmps.2017.06.002.
- 495 [26] H. L. Quang, Q. C. He, Variational principles and bounds for elastic inhomoge-
496 neous materials with coherent imperfect interfaces, *Mechanics of Materials* 40 (10)
497 (2008) 865–884. doi:10.1016/j.mechmat.2008.04.003.
- 498 [27] Y. Benveniste, A general interface model for a three-dimensional curved thin
499 anisotropic interphase between two anisotropic media, *Journal of the Mechanics*
500 *and Physics of Solids* 54 (4) (2006) 708–734. doi:10.1016/j.jmps.2005.10.009.
- 501 [28] S. Brisard, L. Dormieux, D. Kondo, Hashin–Shtrikman bounds on the bulk mod-
502 ulus of a nanocomposite with spherical inclusions and interface effects, *Compu-*
503 *tational Materials Science* 48 (3) (2010) 589–596. doi:10.1016/j.commat.2010.02.027.
504
- 505 [29] H. L. Duan, J. Wang, Z. P. Huang, B. L. Karihaloo, Size-dependent effective
506 elastic constants of solids containing nano-inhomogeneities with interface stress,
507 *Journal of the Mechanics and Physics of Solids* 53 (7) (2005) 1574–1596. doi:
508 10.1016/j.jmps.2005.02.009.
- 509 [30] J. Wang, H. L. Duan, Z. Zhang, Z. P. Huang, An anti-interpenetration model
510 and connections between interphase and interface models in particle-reinforced
511 composites, *International Journal of Mechanical Sciences* 47 (4) (2005) 701–718.
512 doi:10.1016/j.ijmecsci.2004.12.014.
- 513 [31] B. Kim, J. Choi, S. Yang, S. Yu, M. Cho, Multiscale modeling of interphase in

- 514 crosslinked epoxy nanocomposites, *Composites Part B: Engineering* 120 (2017)
515 128–142. doi:10.1016/j.compositesb.2017.03.059.
- 516 [32] J. Choi, H. Shin, S. Yang, M. Cho, The influence of nanoparticle size on the
517 mechanical properties of polymer nanocomposites and the associated interphase
518 region: A multiscale approach, *Composite Structures* 119 (2015) 365–376. doi:
519 10.1016/j.compstruct.2014.09.014.
- 520 [33] V. Marcadon, D. Brown, E. Hervé, P. Mélé, N. D. Albróla, A. Zaoui, Con-
521 frontation between Molecular Dynamics and micromechanical approaches to in-
522 vestigate particle size effects on the mechanical behaviour of polymer nanocom-
523 posites, *Computational Materials Science* 79 (2013) 495–505. doi:10.1016/j.
524 commatsci.2013.07.002.
- 525 [34] B. Paliwal, M. Cherkaoui, Estimation of anisotropic elastic properties of nanocom-
526 posites using atomistic-continuum interphase model, *International Journal of*
527 *Solids and Structures* 49 (18) (2012) 2424–2438. doi:10.1016/j.ijsolstr.
528 2012.05.004.
- 529 [35] G. M. Odegard, T. C. Clancy, T. S. Gates, Modeling of the mechanical properties
530 of nanoparticle/polymer composites, *Polymer* 46 (2) (2005) 553–562. doi:10.
531 1016/j.polymer.2004.11.022.
- 532 [36] S. Chang, S. Yang, H. Shin, M. Cho, Multiscale homogenization model for ther-
533 moelastic behavior of epoxy-based composites with polydisperse SiC nanoparti-
534 cles, *Composite Structures* 128 (2015) 342–353. doi:10.1016/j.compstruct.
535 2015.03.041.
- 536 [37] H. Le-Quang, G. Bonnet, Q.-C. He, Size-dependent Eshelby tensor fields and
537 effective conductivity of composites made of anisotropic phases with highly con-
538 ducting imperfect interfaces, *Physical Review B* 81 (6) (2010) 064203. doi:
539 10.1103/PhysRevB.81.064203.

- 540 [38] H. Le Quang, T. L. Phan, G. Bonnet, Effective thermal conductivity of periodic
541 composites with highly conducting imperfect interfaces, *International Journal*
542 *of Thermal Sciences* 50 (8) (2011) 1428–1444. doi:10.1016/j.ijthermalsci.
543 2011.03.009.
- 544 [39] R. D. Peng, H. W. Zhou, H. W. Wang, L. Mishnaevsky, Modeling of nano-
545 reinforced polymer composites: Microstructure effect on Young’s modulus, *Com-*
546 *putational Materials Science* 60 (2012) 19–31. doi:10.1016/j.commatsci.2012.
547 03.010.
- 548 [40] K. Baek, H. Shin, T. Yoo, M. Cho, Two-step multiscale homogenization for
549 mechanical behaviour of polymeric nanocomposites with nanoparticulate ag-
550 glomerations, *Composites Science and Technology* 179 (2019) 97–105. doi:
551 10.1016/j.compscitech.2019.05.006.
- 552 [41] T. T. Le, J. Guilleminot, C. Soize, Stochastic continuum modeling of random
553 interphases from atomistic simulations. Application to a polymer nanocomposite,
554 *Computer Methods in Applied Mechanics and Engineering* 303 (2016) 430–449.
555 doi:10.1016/j.cma.2015.10.006.
- 556 [42] A. Z. Zakaria, K. Shelesh-Nezhad, The Effects of Interphase and Interface Char-
557 acteristics on the Tensile Behaviour of POM/CaCO₃ Nanocomposites:, *Nanoma-*
558 *terials and Nanotechnology* (Jan. 2014). doi:10.5772/58696.
- 559 [43] D. Ciprari, K. Jacob, R. Tannenbaum, Characterization of Polymer Nanocompos-
560 ite Interphase and Its Impact on Mechanical Properties, *Macromolecules* 39 (19)
561 (2006) 6565–6573. doi:10.1021/ma0602270.
- 562 [44] R. A. Riggleman, G. Toepperwein, G. J. Papakonstantopoulos, J.-L. Barrat, J. J.
563 de Pablo, Entanglement network in nanoparticle reinforced polymers, *The Journal*
564 *of Chemical Physics* 130 (24) (2009) 244903. doi:10.1063/1.3148026.

- 565 [45] T. V. M. Nodoro, M. C. Böhm, F. Müller-Plathe, Interface and Interphase Dy-
566 namics of Polystyrene Chains near Grafted and Ungrafted Silica Nanoparticles,
567 *Macromolecules* 45 (1) (2012) 171–179. doi:10.1021/ma2020613.
- 568 [46] M. Vacatello, Monte Carlo Simulations of Polymer Melts Filled with Solid
569 Nanoparticles, *Macromolecules* 34 (6) (2001) 1946–1952. doi:10.1021/
570 ma0015370.
- 571 [47] T. Chen, H.-J. Qian, Y.-L. Zhu, Z.-Y. Lu, Structure and Dynamics Proper-
572 ties at Interphase Region in the Composite of Polystyrene and Cross-Linked
573 Polystyrene Soft Nanoparticle, *Macromolecules* 48 (8) (2015) 2751–2760. doi:
574 10.1021/ma502383n.
- 575 [48] A. Zamani Zakaria, K. Shelesh-Nezhad, Quantifying the particle size and inter-
576 phase percolation effects on the elastic performance of semi-crystalline nanocom-
577 posites, *Computational Materials Science* 117 (2016) 502–510. doi:10.1016/j.
578 commatsci.2016.02.026.
- 579 [49] S. Ma, I. Scheider, S. Bargmann, Ultrastrong nanocomposites with interphases:
580 Nonlocal deformation and damage behavior, *European Journal of Mechanics -*
581 *A/Solids* 75 (2019) 93–108. doi:10.1016/j.euromechsol.2019.01.011.
- 582 [50] H. Zolfaghari, M. Silani, V. Yaghoubi, M. Jamshidian, A. M. Hamouda, Stochas-
583 tic analysis of interphase effects on elastic modulus and yield strength of nylon
584 6/clay nanocomposites, *International Journal of Mechanics and Materials in De-*
585 *sign* 15 (1) (2019) 109–123. doi:10.1007/s10999-017-9399-9.
- 586 [51] N. Vu-Bac, M. Silani, T. Lahmer, X. Zhuang, T. Rabczuk, A unified frame-
587 work for stochastic predictions of mechanical properties of polymeric nanocom-
588 posites, *Computational Materials Science* 96 (2015) 520–535. doi:10.1016/j.
589 commatsci.2014.04.066.

- 590 [52] A. Nouy, A. Clément, eXtended Stochastic Finite Element Method for the nu-
591 merical simulation of heterogeneous materials with random material interfaces,
592 International Journal for Numerical Methods in Engineering 83 (10) (2010) 1312–
593 1344. doi:10.1002/nme.2865.
- 594 [53] K. Sab, B. Nedjar, Periodization of random media and representative volume
595 element size for linear composites, Comptes Rendus Mécanique 333 (2) (2005)
596 187–195. doi:10.1016/j.crme.2004.10.003.
- 597 [54] V.-P. Tran, J. Guilleminot, S. Brisard, K. Sab, Stochastic modeling of mesoscopic
598 elasticity random field, Mechanics of Materials 93 (2016) 1–12. doi:10.1016/j.
599 mechmat.2015.10.007.
- 600 [55] A. Javili, P. Steinmann, J. Mosler, Micro-to-macro transition accounting for gen-
601 eral imperfect interfaces, Computer Methods in Applied Mechanics and Engineer-
602 ing 317 (2017) 274–317. doi:10.1016/j.cma.2016.12.025.
- 603 [56] Z. Hashin, Thin interphase/imperfect interface in elasticity with application to
604 coated fiber composites, Journal of the Mechanics and Physics of Solids 50 (12)
605 (2002) 2509–2537. doi:10.1016/S0022-5096(02)00050-9.
- 606 [57] S. T. Gu, J. T. Liu, Q. C. He, Size-dependent effective elastic moduli of partic-
607 ulate composites with interfacial displacement and traction discontinuities, In-
608 ternational Journal of Solids and Structures 51 (13) (2014) 2283–2296. doi:
609 10.1016/j.ijsolstr.2014.02.033.
- 610 [58] G. Chatzigeorgiou, A. Javili, P. Steinmann, Multiscale modelling for composites
611 with energetic interfaces at the micro- or nanoscale:, Mathematics and Mechanics
612 of Solids (Dec. 2013). doi:10.1177/1081286513516122.
- 613 [59] E. Voyiatzis, M. Rahimi, F. Müller-Plathe, M. C. Böhm, How Thick Is the
614 Polymer Interphase in Nanocomposites? Probing It by Local Stress Anisotropy

- 615 and Gas Solubility, *Macromolecules* 47 (22) (2014) 7878–7889. doi:10.1021/
616 ma500556q.
- 617 [60] D. Brown, P. Mélé, S. Marceau, N. D. Albérola, A Molecular Dynamics Study
618 of a Model Nanoparticle Embedded in a Polymer Matrix, *Macromolecules* 36 (4)
619 (2003) 1395–1406. doi:10.1021/ma020951s.
- 620 [61] J. Guilleminot, C. Soize, D. Kondo, Mesoscale probabilistic models for the elas-
621 ticity tensor of fiber reinforced composites: Experimental identification and
622 numerical aspects, *Mechanics of Materials* 41 (12) (2009) 1309–1322. doi:
623 10.1016/j.mechmat.2009.08.004.
- 624 [62] J. Guilleminot, C. Soize, D. Kondo, C. Binetruy, Theoretical framework and ex-
625 perimental procedure for modelling mesoscopic volume fraction stochastic fluctua-
626 tions in fiber reinforced composites, *International Journal of Solids and Structures*
627 45 (21) (2008) 5567–5583. doi:10.1016/j.ijsolstr.2008.06.002.
- 628 [63] M. T. Nguyen, C. Desceliers, C. Soize, J. M. Allain, H. Gharbi, MUL-
629 TISCALE IDENTIFICATION OF THE RANDOM ELASTICITY FIELD
630 AT MESOSCALE OF A HETEROGENEOUS MICROSTRUCTURE US-
631 ING MULTISCALE EXPERIMENTAL OBSERVATIONS, *International Jour-
632 nal for Multiscale Computational Engineering* 13 (4) (2015). doi:10.1615/
633 IntJMultCompEng.2015011435.
- 634 [64] A. Clément, C. Soize, J. Yvonnet, Uncertainty quantification in computational
635 stochastic multiscale analysis of nonlinear elastic materials, *Computer Methods
636 in Applied Mechanics and Engineering* 254 (2013) 61–82. doi:10.1016/j.cma.
637 2012.10.016.
- 638 [65] J. Guilleminot, C. Soize, A stochastic model for elasticity tensors with uncertain
639 material symmetries, *International Journal of Solids and Structures* 47 (22) (2010)
640 3121–3130. doi:10.1016/j.ijsolstr.2010.07.013.

- 641 [66] J. Guilleminot, A. Noshadravan, C. Soize, R. G. Ghanem, A probabilistic model
642 for bounded elasticity tensor random fields with application to polycrystalline mi-
643 crostructures, *Computer Methods in Applied Mechanics and Engineering* 200 (17)
644 (2011) 1637–1648. doi:10.1016/j.cma.2011.01.016.
- 645 [67] C. Soize, Non-Gaussian positive-definite matrix-valued random fields for elliptic
646 stochastic partial differential operators, *Computer Methods in Applied Mechanics*
647 and *Engineering* 195 (1) (2006) 26–64. doi:10.1016/j.cma.2004.12.014.
- 648 [68] E. T. Jaynes, Information Theory and Statistical Mechanics, *Physical Review*
649 106 (4) (1957) 620–630. doi:10.1103/PhysRev.106.620.
- 650 [69] C. E. Shannon, A Mathematical Theory of Communication, *Bell System Technical*
651 *Journal* 27 (3) (1948) 379–423. doi:10.1002/j.1538-7305.1948.tb01338.x.
- 652 [70] C. Soize, A nonparametric model of random uncertainties for reduced matrix
653 models in structural dynamics, *Probabilistic Engineering Mechanics* 15 (3) (2000)
654 277–294. doi:10.1016/S0266-8920(99)00028-4.
- 655 [71] C. Soize, C. Desceliers, J. Guilleminot, T.-T. Le, M.-T. Nguyen, G. Perrin, J.-M.
656 Allain, H. Gharbi, D. Duhamel, C. Funfschilling, Stochastic representations and
657 statistical inverse identification for uncertainty quantification in computational
658 mechanics, in: *UNCECOMP 2015, 1st ECCOMAS Thematic International Con-*
659 *ference on Uncertainty Quantification in Computational Sciences and Engineer-*
660 *ing*, 2015, pp. 1–26.
- 661 [72] J. Guilleminot, C. Soize, Stochastic Model and Generator for Random Fields
662 with Symmetry Properties: Application to the Mesoscopic Modeling of Elastic
663 Random Media, *Multiscale Modeling & Simulation* 11 (3) (2013) 840–870. doi:
664 10.1137/120898346.
- 665 [73] C. Soize, Tensor-valued random fields for meso-scale stochastic model of
666 anisotropic elastic microstructure and probabilistic analysis of representative vol-

- 667 ume element size, Probabilistic Engineering Mechanics 23 (2) (2008) 307–323.
668 doi:10.1016/j.probengmech.2007.12.019.
- 669 [74] V. Dubourg, B. Sudret, M. Cazuguel, Modélisation probabiliste de champs
670 d'imperfections géométriques de coques résistantes de sous-marins, in: 10e Col-
671 loque National En Calcul Des Structures, Giens, France, 2011, p. Clé USB.
- 672 [75] C. Huet, Application of variational concepts to size effects in elastic heterogeneous
673 bodies, Journal of the Mechanics and Physics of Solids 38 (6) (1990) 813–841.
674 doi:10.1016/0022-5096(90)90041-2.
- 675 [76] M. Ostoja-Starzewski, Material spatial randomness: From statistical to represen-
676 tative volume element, Probabilistic Engineering Mechanics 21 (2) (2006) 112–
677 132. doi:10.1016/j.probengmech.2005.07.007.
- 678 [77] T. Kanit, S. Forest, I. Galliet, V. Mounoury, D. Jeulin, Determination of the
679 size of the representative volume element for random composites: Statistical and
680 numerical approach, International Journal of Solids and Structures 40 (13) (2003)
681 3647–3679. doi:10.1016/S0020-7683(03)00143-4.
- 682 [78] M. Ostoja-Starzewski, Micromechanics as a basis of random elastic continuum
683 approximations, Probabilistic Engineering Mechanics 8 (2) (1993) 107–114. doi:
684 10.1016/0266-8920(93)90004-F.
- 685 [79] J. Guilleminot, T. T. Le, C. Soize, Stochastic framework for modeling the linear
686 apparent behavior of complex materials: Application to random porous materials
687 with interphases, Acta Mechanica Sinica 29 (6) (2013) 773–782. doi:10.1007/
688 s10409-013-0101-7.
- 689 [80] M. Chevreuril, A. Nouy, E. Safatly, A multiscale method with patch for the
690 solution of stochastic partial differential equations with localized uncertainties,
691 Computer Methods in Applied Mechanics and Engineering 255 (2013) 255–274.
692 doi:10.1016/j.cma.2012.12.003.

- 693 [81] H. Le Quang, H. T. Le, D. H. Nguyen, Q. C. He, Two-scale homogenization of
694 elastic layered composites with interfaces oscillating in two directions, *Mechanics*
695 *of Materials* 75 (2014) 60–72. doi:10.1016/j.mechmat.2014.04.002.
- 696 [82] H. T. Le, H. Le Quang, Q. C. He, The effective elastic moduli of columnar
697 composites made of cylindrically anisotropic phases with rough interfaces, *Inter-*
698 *national Journal of Solids and Structures* 51 (14) (2014) 2633–2647. doi:
699 10.1016/j.ijsolstr.2014.03.036.
- 700 [83] H. L. Quang, Q. C. He, A one-parameter generalized self-consistent model for
701 isotropic multiphase composites, *International Journal of Solids and Structures*
702 44 (21) (2007) 6805–6825. doi:10.1016/j.ijsolstr.2007.03.008.
- 703 [84] T.-T. Le, Modélisation stochastique, en mécanique des milieux continus, de
704 l’interphase inclusion-matrice à partir de simulations en dynamique moléculaire,
705 PhD Thesis, University of Paris-Est Marne-la-Vallée, Paris, France (Oct. 2015).
- 706 [85] D. V. Dao, H. Adeli, H.-B. Ly, L. M. Le, V. M. Le, T.-T. Le, B. T. Pham, A Sensi-
707 tivity and Robustness Analysis of GPR and ANN for High-Performance Concrete
708 Compressive Strength Prediction Using a Monte Carlo Simulation, *Sustainability*
709 12 (3) (2020) 830. doi:10.3390/su12030830.
- 710 [86] H.-B. Ly, B. T. Pham, L. M. Le, T.-T. Le, V. M. Le, P. G. Asteris, Estima-
711 tion of axial load-carrying capacity of concrete-filled steel tubes using surro-
712 gate models, *Neural Computing and Applications* (Jul. 2020). doi:10.1007/
713 s00521-020-05214-w.
- 714 [87] T.-T. Le, Surrogate Neural Network Model for Prediction of Load-Bearing Capac-
715 ity of CFSS Members Considering Loading Eccentricity, *Applied Sciences* 10 (10)
716 (2020) 3452. doi:10.3390/app10103452.
- 717 [88] M. D. Nguyen, B. T. Pham, L. S. Ho, H.-B. Ly, T.-T. Le, C. Qi, V. M. Le, L. M.
718 Le, I. Prakash, L. H. Son, D. T. Bui, Soft-computing techniques for prediction

- 719 of soils consolidation coefficient, CATENA 195 (2020) 104802. doi:10.1016/j.
720 catena.2020.104802.
- 721 [89] D. V. Dao, H.-B. Ly, H.-L. T. Vu, T.-T. Le, B. T. Pham, Investigation and
722 Optimization of the C-ANN Structure in Predicting the Compressive Strength of
723 Foamed Concrete, Materials 13 (5) (2020) 1072. doi:10.3390/ma13051072.
- 724 [90] S. Yu, S. Yang, M. Cho, Multi-scale modeling of cross-linked epoxy nanocompos-
725 ites, Polymer 50 (3) (2009) 945–952. doi:10.1016/j.polymer.2008.11.054.
- 726 [91] J.-L. Tsai, S.-H. Tzeng, Characterizing Mechanical Properties of Particulate
727 Nanocomposites Using Micromechanical Approach:, Journal of Composite Ma-
728 terials (Aug. 2008). doi:10.1177/0021998308095503.
- 729 [92] J. Guillemot, C. Soize, Probabilistic modeling of apparent tensors in elasto-
730 statics: A MaxEnt approach under material symmetry and stochastic bounded-
731 ness constraints, Probabilistic Engineering Mechanics 28 (2012) 118–124. doi:
732 10.1016/j.probengmech.2011.07.004.
- 733 [93] R. E. Miller, V. B. Shenoy, Size-dependent elastic properties of nanosized struc-
734 tural elements, Nanotechnology 11 (3) (2000) 139–147. doi:10.1088/0957-4484/
735 11/3/301.
- 736 [94] G. Wei, Y. Shouwen, H. Ganyun, Finite element characterization of the size-
737 dependent mechanical behaviour in nanosystems, Nanotechnology 17 (4) (2006)
738 1118–1122. doi:10.1088/0957-4484/17/4/045.
- 739 [95] M. Farsad, F. J. Vernerey, H. S. Park, An extended finite element/level set method
740 to study surface effects on the mechanical behavior and properties of nanomate-
741 rials, International Journal for Numerical Methods in Engineering 84 (12) (2010)
742 1466–1489. doi:10.1002/nme.2946.

- 743 [96] S. C. Ren, J. T. Liu, S. T. Gu, Q. C. He, An XFEM-based numerical procedure for
744 the analysis of poroelastic composites with coherent imperfect interface, *Compu-*
745 *tational Materials Science* 94 (2014) 173–181. doi:10.1016/j.commatsci.2014.
746 03.047.
- 747 [97] D. P. Bach, D. Brancherie, L. Cauvin, Size effect in nanocomposites: XFEM/level
748 set approach and interface element approach, *Finite Elements in Analysis and*
749 *Design* 165 (2019) 41–51. doi:10.1016/j.finel.2019.07.005.
- 750 [98] H. L. Duan, X. Yi, Z. P. Huang, J. Wang, A unified scheme for prediction of
751 effective moduli of multiphase composites with interface effects. Part I: Theoret-
752 ical framework, *Mechanics of Materials* 39 (1) (2007) 81–93. doi:10.1016/j.
753 mechmat.2006.02.009.
- 754 [99] A. Javili, Variational formulation of generalized interfaces for finite deforma-
755 tion elasticity:, *Mathematics and Mechanics of Solids* (Jul. 2017). doi:10.1177/
756 1081286517719938.
- 757 [100] M. A. Crisfield, A faster modified newton-raphson iteration, *Computer Methods*
758 *in Applied Mechanics and Engineering* 20 (3) (1979) 267–278. doi:10.1016/
759 0045-7825(79)90002-1.
- 760 [101] M. A. Crisfield, *Non-Linear Finite Element Analysis of Solids and Structures*,
761 Wiley, Chichester, 1996.
- 762 [102] H.-B. Ly, C. Desceliers, L. Minh Le, T.-T. Le, B. Thai Pham, L. Nguyen-Ngoc,
763 V. T. Doan, M. Le, Quantification of Uncertainties on the Critical Buckling Load
764 of Columns under Axial Compression with Uncertain Random Materials, *Mate-*
765 *rials* 12 (11) (2019) 1828. doi:10.3390/ma12111828.
- 766 [103] H. Saffari, M. J. Fadaee, R. Tabatabaei, Nonlinear Analysis of Space Trusses
767 Using Modified Normal Flow Algorithm, *Journal of Structural Engineering* 134 (6)
768 (2008) 998–1005. doi:10.1061/(ASCE)0733-9445(2008)134:6(998).

- 769 [104] B. Staber, J. Guilleminot, C. Soize, J. Michopoulos, A. Iliopoulos, Stochastic
770 modeling and identification of a hyperelastic constitutive model for laminated
771 composites, *Computer Methods in Applied Mechanics and Engineering* 347 (2019)
772 425–444. doi:10.1016/j.cma.2018.12.036.
- 773 [105] B. Staber, J. Guilleminot, A random field model for anisotropic strain energy
774 functions and its application for uncertainty quantification in vascular mechanics,
775 *Computer Methods in Applied Mechanics and Engineering* 333 (2018) 94–113.
776 doi:10.1016/j.cma.2018.01.001.
- 777 [106] B. Staber, J. Guilleminot, Functional approximation and projection of stored
778 energy functions in computational homogenization of hyperelastic materials: A
779 probabilistic perspective, *Computer Methods in Applied Mechanics and Engi-*
780 *neering* 313 (2017) 1–27. doi:10.1016/j.cma.2016.09.019.
- 781 [107] A. Clément, C. Soize, J. Yvonnet, Computational nonlinear stochastic homog-
782 enization using a nonconcurrent multiscale approach for hyperelastic heteroge-
783 neous microstructures analysis, *International Journal for Numerical Methods in*
784 *Engineering* 91 (8) (2012) 799–824. doi:10.1002/nme.4293.
- 785 [108] N. S. Ottosen, M. Ristinmaa, J. Mosler, Framework for non-coherent interface
786 models at finite displacement jumps and finite strains, *Journal of the Mechanics*
787 *and Physics of Solids* 90 (2016) 124–141. doi:10.1016/j.jmps.2016.02.034.
- 788 [109] T. Heitbreder, N. S. Ottosen, M. Ristinmaa, J. Mosler, Consistent elastoplas-
789 tic cohesive zone model at finite deformations – Variational formulation, *In-*
790 *ternational Journal of Solids and Structures* 106-107 (2017) 284–293. doi:
791 10.1016/j.ijsolstr.2016.10.027.
- 792 [110] T. Heitbreder, N. S. Ottosen, M. Ristinmaa, J. Mosler, On damage modeling of
793 material interfaces: Numerical implementation and computational homogeniza-

794 tion, *Computer Methods in Applied Mechanics and Engineering* 337 (2018) 1–27.
795 doi:10.1016/j.cma.2018.03.023.