



**HAL**  
open science

# Why is there plastic packaging in the natural environment? Understanding the roots of our individual plastic waste management behaviours

Mikaël Kedzierski, Dominique Frère, Gwénaél Le Maguer, Stéphane Bruzard

## ► To cite this version:

Mikaël Kedzierski, Dominique Frère, Gwénaél Le Maguer, Stéphane Bruzard. Why is there plastic packaging in the natural environment? Understanding the roots of our individual plastic waste management behaviours. *Science of the Total Environment*, 2020, 740, pp.139985 -. 10.1016/j.scitotenv.2020.139985 . hal-03490844

**HAL Id: hal-03490844**

**<https://hal.science/hal-03490844>**

Submitted on 21 Jun 2022

**HAL** is a multi-disciplinary open access archive for the deposit and dissemination of scientific research documents, whether they are published or not. The documents may come from teaching and research institutions in France or abroad, or from public or private research centers.

L'archive ouverte pluridisciplinaire **HAL**, est destinée au dépôt et à la diffusion de documents scientifiques de niveau recherche, publiés ou non, émanant des établissements d'enseignement et de recherche français ou étrangers, des laboratoires publics ou privés.



Distributed under a Creative Commons Attribution - NonCommercial 4.0 International License

1 **Why is there plastic packaging in the natural environment?**

2 **Understanding the roots of our individual plastic waste management behaviours**

3 Mikaël Kedzierski<sup>a\*</sup>, Dominique Frère<sup>b</sup>, Gwénaél Le Maguer<sup>c</sup>, Stéphane Bruzard<sup>a</sup>

4 <sup>a</sup> *IRDL UMR CNRS 6027, Université Bretagne Sud, 56100 Lorient, France*

5 <sup>b</sup> *TEMOS UMR CNRS 9016, Université Bretagne Sud, 56100 Lorient, France*

6 <sup>c</sup> *Archipel Institute, Université Bretagne Sud, 56100 Lorient, France*

7 \*Corresponding author: E-mail address: [mikael.kedzierski@univ-ubs.fr](mailto:mikael.kedzierski@univ-ubs.fr)

8 Postal address: Centre de Recherche C. HUYGENS

9 Rue de Saint-Maudé - BP 92116

10 F-56321 LORIENT Cedex

11 Tel: +33 297 874 587

12 **Highlights**

- 13 - Intention to discard waste is at the heart of the understanding of plastic pollution.
- 14 - A cost-benefit balance modulates our individual plastic waste management behaviours.
- 15 - Underestimation of plastic impacts is one explanation for individual mismanagement of
- 16 waste.
- 17 - Landfilling can be linked to the persistence of old waste management behaviour.
- 18 - The study of waste reuse behaviour could be a source of innovation to improve waste
- 19 management.

20

21

22

23 **Abstract**

24 Plastic waste is now a classic contaminant of the natural environment and the origins of the  
25 contamination need to be well understood. The transition from a useful object to a waste product  
26 is a fundamental moment that, from the point of view of the scientific literature, remains poorly  
27 understood. This review therefore aims to highlight some factors controlling this intentionality,  
28 but also those that influence individual waste management behaviours. For this purpose, an  
29 original approach involving the study of the amount of knowledge within different disciplinary  
30 fields of research has been employed. The results underline that the low direct impact of the  
31 consequences on their users of the discarding of plastic packaging seems to be an important  
32 reason for individual mismanagement. Furthermore, the modern individual behaviours of the  
33 discarding of plastics are often deeply rooted in the past of the populations. Policies to reduce  
34 waste disposal come up against strong individual behavioural constraints that limit the proper  
35 management of plastic waste. Thus, incivilities, difficulty in enforcing sanctions, or public  
36 opposition to changes in waste management are all factors that contribute to the maintenance  
37 waste discarding behaviour. The reuse behaviour of objects that have become useless is also  
38 historically attested, but has tended to disappear with the rise of the consumer society. This type  
39 of behaviour, whose valorisation is a way of reducing plastic waste abandonment behaviour,  
40 remains, however, less scientifically studied than other ways such as recycling.

41 **Keywords**

42 Plastic waste, waste management behaviours, waste management history, environment

43

44

45

46 Table of contents

47

48 1. Introduction ..... 4

49 1.1. The rise of plastic packaging ..... 4

50 1.2. Voluntary abandonment of plastic waste: a source of plastics pollution..... 6

51 1.3. From plastic waste to pollution ..... 6

52 1.4. Objectives ..... 8

53 2. A cost-benefit balance that modulates our individual plastic waste management behaviours

54 9

55 2.1. Risk avoidance mechanisms: general cases..... 9

56 2.2. Out of sight, out of mind?..... 10

57 2.3. Two particular cases? ..... 12

58 3. Uncontrolled landfilling ..... 13

59 3.1. A behaviour deeply rooted in time ..... 13

60 3.2. Resistance of populations to good waste management practices ..... 14

61 4. Reuse: a (lost) cultural legacy ..... 18

62 4.1. Management of ceramic packaging waste in the past ..... 18

63 4.2. The transition to the consumer society ..... 19

64 4.3. Reuse behaviour: an under-exploited source of innovation to improve plastic waste

65 management?..... 19

66 5. Synthesis and conclusions ..... 21

67 5.1. The weight of the consequences ..... 21

68 5.2. Behavioural issues ..... 22

69 5.3. Ways to reduce waste abandonment..... 22

70 Acknowledgement..... 24

71 References ..... 24

72

73

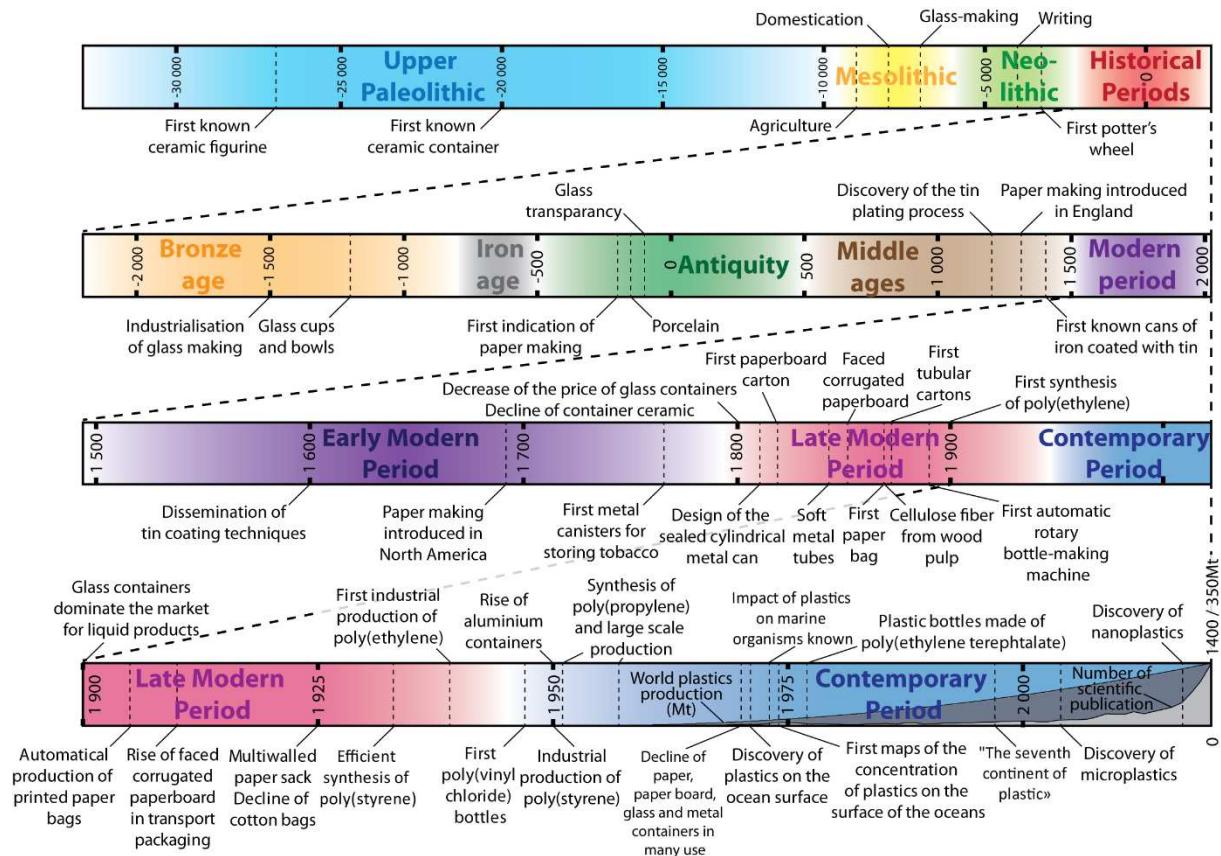
74

75

## 76 1. Introduction

### 77 1.1. The rise of plastic packaging

78 Over the millennia, ceramic, glass, wood, wicker and textiles have been the main materials used  
79 for containing and trading organic products and materials until the recent invention of plastics  
80 which marked the dawning of a new era (Fig. 1) (Bevan, 2014). Different properties explain  
81 the rise of plastics after the Second World War such as their extremely large physico-chemical  
82 properties that enable it to be applied to a wide range of applications at a cost that is often lower  
83 than traditional alternatives (e.g. metal, glass, ceramic). Plastics are also very simple to process,  
84 making easy to manufacture them in a wide range of objects. Thus, from the 1950s onwards,  
85 food packaging and containers, which had previously been made with traditional materials,  
86 were increasingly made from plastic materials, thus allowing better preservation of foodstuffs  
87 (Risch, 2009). At the same time, the world population increased sharply from 2.5 billion to 7.6  
88 billion between 1950 and 2017 (United Nations, 2017). These populations also moved,  
89 migrating from the countryside to the cities where they tended to concentrate (Cheng and  
90 Urpelainen, 2015). Thus, between 1950 and 2019, the world population living in urban areas  
91 increased from 30% (751 million inhabitants) to 55% (4.2 billion inhabitants) (United Nations,  
92 2018). These populations have increasingly easy access to consumer society, implying an  
93 increasing accessibility to consumer goods and services (Paek and Pan, 2004). These three  
94 factors (i.e. replacement of traditional manufacturing materials by plastic, increase and  
95 concentration of populations, and access to a consumer society) are widely responsible for the  
96 increasing use of plastic materials in packaging.



97

98 Fig. 1. Time lines of packaging history (data from Berger, 2003; Risch, 2009). The first  
 99 ceramics used to preserve food were dated to the Upper Palaeolithic Period and were widely  
 100 used for this purpose until the 19<sup>th</sup> century, after which their use gradually declined. The use of  
 101 glass is also ancient since the first traces of its industrialisation can be found as early as the  
 102 Bronze Age in Egypt. From this period, manufacturing techniques were constantly improving,  
 103 but it was not until the 19<sup>th</sup> century that the reduction in the cost of manufacturing glass  
 104 containers made glass containers accessible to a larger part of the population. It was also in the  
 105 19<sup>th</sup> century that cardboard packaging and paper bags were invented. Finally, the first metal  
 106 cans were developed at the beginning of the 19<sup>th</sup> century. These new kinds of packaging, which  
 107 made it possible to preserve food efficiently and facilitate its transport, experienced a major  
 108 increase in demand until the beginning of the second half of the 20<sup>th</sup> century. Plastic materials  
 109 then began to be mass marketed, passing from 1.7 Mt in 1950 to 348 Mt in 2017  
 110 (PlasticsEurope, 2018, 2013, 2012). Their physico-chemical properties made it possible, among

111 other things, to replace glass bottles, paper bags and cardboard. In the end, food packaging will  
112 extensively be made of plastic materials. As early as the 1970s, the presence and impacts of  
113 plastic waste were observed in the natural environment and from this period, continuous  
114 scientific research on plastic pollution began. Nevertheless, it was not until the end of the 2000s  
115 that this topic became fully important (Data: Scopus database; Key words: ‘plastic’ and  
116 ‘pollution’).

### 117 1.2. Voluntary abandonment of plastic waste: a source of plastics pollution

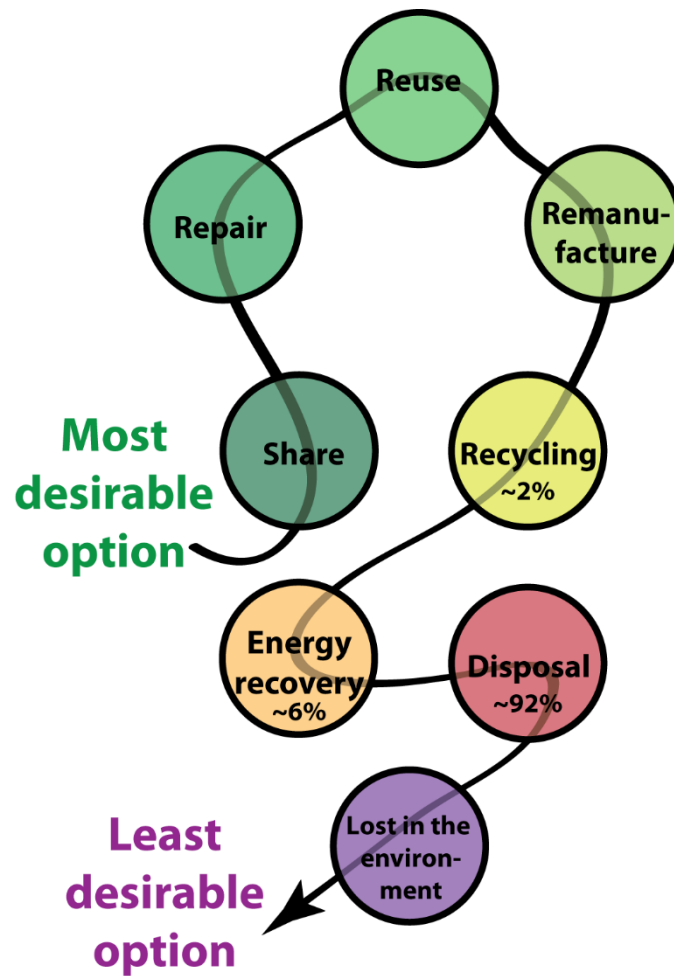
118 First discussed in the 1980s, the amount of knowledge about the sources of plastic waste in the  
119 environment has continuously increased since then (Li et al., 2016; Pruter, 1987). These sources  
120 are originally divided into two categories: those of accidental origin and those resulting from  
121 voluntary human actions. While accidental sources may sometimes be identified as they occur,  
122 the individual behaviour of the discarding of plastic waste, although closer to our daily lives, is  
123 much more dispersed in the scientific literature. Thus, the transition from ‘object’ to ‘waste’ is  
124 poorly understood, despite the fact that it is one of the fundamental sources of plastic pollution.  
125 According to the United Nations, waste can be defined as ‘materials that are not prime products  
126 [...] for which the generator has no further use in terms of his/her own purposes of production,  
127 transformation or consumption, and of which he/she wants to dispose’ (Department for  
128 Economic and Social Information and Policy Analysis, 1997). Similarly, the European Union  
129 defines waste as ‘any substance or object which the holder discards or intends or is required to  
130 discard’ (European Union, 2008). In these two cases, the intention to discard an object is a  
131 central idea to define the waste, perhaps even more than the action itself.

### 132 1.3. From plastic waste to pollution

133 Approximately 50% of plastic objects made are intended for single use and only 20% to 25%  
134 for long-term use (Geyer et al., 2017; Hopewell et al., 2009). Thus, as the use of plastic materials

135 has increased, the quantities of waste generated have also increased: of the 8,300 million tonnes  
136 of plastic produced worldwide between 1950 and 2015, 4,900 million tonnes were discarded  
137 (Geyer et al., 2017). Despite the potential for recovery, about 50% of the plastics produced are  
138 of too little value for their recovery to be economically viable. Finally, less than 2% of the  
139 plastic waste produced since the 1950s has been recycled, less than 6% incinerated and the vast  
140 majority (about 92%) has been landfilled or disposed of in the natural environment (Fig. 2)  
141 (Geyer et al., 2017). However, plastic waste is not limited to continents since approximately  
142 4.8 to 12.7 million tonnes of plastic ends up in the oceans each year (Agamuthu et al., 2019).  
143 However, unlike natural organic material such as wood, plastic materials degrade very slowly  
144 in the environment. Thus, it is likely that a few decades to a few centuries will be necessary for  
145 plastics to degrade if the environment is favourable in terms of physical, chemical and  
146 biological conditions. As a result, plastics tend to accumulate in the environment and are not  
147 harmless to it (Ballerini et al., 2018; Brandon et al., 2019). This implies implementing the  
148 necessary means to reduce their impact, but also to be able to understand the reasons why human  
149 beings do not manage their plastic waste properly.





150

151 Fig. 2. Waste management hierarchy (modified after Davies, 2016 and Geyer et al., 2017).

152 1.4. Objectives

153 The objective of this article is therefore to synthesise scientific knowledge on some of the  
 154 factors that control this intention to dispose our plastic objects, and on those that influence the  
 155 way we dispose of our waste. Thus, the objective of the first part of the article is to explain why  
 156 our perception of the risks associated with plastic waste discarded in our environment  
 157 modulates the way we manage our plastic waste. The second part aims to present more  
 158 specifically the origins of landfilling and the limits of the means conventionally implemented  
 159 to fight against this type of practice. The objective of the third part is to present the case of reuse  
 160 behaviour, and why this type of behaviour constitutes an underestimated way to fight against

161 plastic pollution. Finally, we introduce a synthesis, summarising the main elements highlighted  
162 by this publication.

163 This article will also propose an original approach by introducing and illustrating the main  
164 elements highlighted by examples from different fields such as ethology, archaeology and  
165 history.

166 2. A cost-benefit balance that modulates our individual plastic waste management behaviours

167 2.1. Risk avoidance mechanisms: general cases

168 The risk of infection by parasites is a significant threat to many living organisms and behaviours  
169 allowing to avoid this risk is often a first line of defence (Buck et al., 2018; Hart, 1990). Humans  
170 generally avoid objects that they believe to be contaminated by potential parasites, and tend to  
171 eliminate waste that can harbour or feed parasitic organisms (Curtis, 2014). Disgust is an  
172 emotion that is considered as one of these strategies for avoiding pathogens (Buck et al., 2018).  
173 It can be induced by different stimuli from senses such as sight, taste and smell (Buck et al.,  
174 2018; Hart, 1990). This emotion is a powerful way for the body to avoid a situation presenting  
175 a risk of contamination by parasites (Buck et al., 2018; Hart, 1990; Weinstein et al., 2018). This  
176 can be illustrated by shell middens (i.e. large accumulations of shellfish observed on the coasts  
177 around the entire world), which is interpreted by archaeologists as a desire to remove the  
178 organic remains whose decomposition can be a source of bad smells from living areas (Barton,  
179 2002). Avoidance strategies originate both from innate reflexes, and also in learning from  
180 cultural origins or through the experience acquired by the organism (Curtis, 2007). The  
181 development of avoidance strategies acquired at a personal or societal level can be illustrated  
182 by the example of the major epidemics of the Middle Ages. Thus, waste, particularly organic  
183 waste, had a negative impact on the quality of life of people living in the Middle Ages. It is for  
184 example the case of organic residues that infiltrated the soil and contaminated drinking water

185 resources (Leguay, 1999). These poor health conditions probably favoured the spread of the  
186 Black Death, which ravaged Europe from 1347 to 1351 (Tammemagi, 1999). At the end of  
187 these epidemics, the link between heaps of waste and diseases appears in many testimonies  
188 (Leguay, 1999). Similarly, it appears from that period that the neighbourhoods the most exposed  
189 to waste are more often and more severely affected by disease. The origins of epidemics were  
190 unknown at the time and the attributions were often multiple, but the senses, particularly taste  
191 and smell, took on an increasingly important role in the perception of the danger posed by waste  
192 from this period (Leguay, 1999).

193 Avoidance behaviours are modulated by a cost-benefit balance (Weinstein et al., 2018). Thus,  
194 if the maintenance of a healthy community and a healthy environment is an important  
195 motivation for individuals to properly manage their waste, the perceived cost to the individual  
196 must be acceptable in relation to the perceived benefit (Davies, 2016; Weinstein et al., 2018).

## 197 2.2. Out of sight, out of mind?

198 Of all the waste generated every day, plastic materials are probably not the most disgusting.  
199 These materials are recent on the evolutionary time scale (PlasticsEurope, 2015) and are  
200 therefore not the subject of innate avoidance behaviour on the part of living beings, as shown  
201 by the numerous cases of plastic waste ingestion described in the scientific literature (Boerger  
202 et al., 2010; Colabuono et al., 2009; Fossi et al., 2016; Nicolau et al., 2016). In addition, most  
203 plastic materials can be considered relatively inert on a time scale of a few months to a few  
204 years (Hamid, 2000; Hamid and Amin, 1995). Thus, plastic materials do not follow the same  
205 degradation processes, such as putrefaction processes for example, which are observable for  
206 other biological materials and for which we have an instinctive aversion. Their ageing in our  
207 environment does not cause any particular odours for human beings either. Smell, which plays  
208 such an important role in the processes of disgust, has no role here. Although specific bacterial  
209 communities are known to develop on the surface of plastics, no associated risk has ever been

210 shown (Amaral-Zettler et al., 2015; Dussud et al., 2018; Frère et al., 2018; Zettler et al., 2013).  
211 Thus, in the first approach plastic materials do not seem likely to activate avoidance  
212 mechanisms likely to initiate particular plastic waste management behaviours.

213 However, while the direct consequences of plastics waste mismanagement for the individual  
214 are modest, the consequences for the environment and ecosystems are greater. For example, the  
215 ingestion of nano- and microplastics by planktonic organisms affects a wide range of functions  
216 such as reproduction, growth or feeding behaviour (Besseling et al., 2014; Cole et al., 2015).  
217 The ingestion of plastics has an energy cost for organisms that can result in reduced growth,  
218 reproduction and health of the organism (Sussarellu et al., 2016; Watts et al., 2015). However,  
219 while the ingestion of plastic can be observed by an informed fisherman, when cleaning his  
220 catch for example, these kinds of impacts can only be highlighted by scientific means. In  
221 addition to direct impacts during ingestion, it should also be noted that plastics interact with  
222 additives and micropollutants in the natural environment. Some additives pose significant risks  
223 to the environment and health such as DEHP, an endocrine disruptor commonly used as  
224 plasticisers in PVC, and which desorbs during the plastic ageing process (Doyle et al., 2013;  
225 Jeddi et al., 2015; Kedzierski et al., 2018; Manikkam et al., 2013). Plastics also adsorb  
226 micropollutants in water such as metals (Boucher et al., 2016; Brennecke et al., 2016; Holmes  
227 et al., 2014, 2012), endocrine disruptors (Fossi et al., 2014, 2012) or persistent organic  
228 pollutants (Bakir et al., 2012; Lee et al., 2013; Rios et al., 2007). The ingestion by living  
229 organisms of contaminated plastics could therefore constitute an additional pathway for these  
230 pollutants, although this type of transfer is probably very secondary to micropollutant transfers  
231 occurring between an ingested prey and its predator (Galafassi et al., 2019; Rist et al., 2018).  
232 Most of these risks associated with plastic waste are unknown to the general public. Thus, while  
233 plastic waste has a clear impact on the marine environment and ecosystems (Wright et al.,  
234 2013). These impacts are not very sensitive from a human point of view and, even if they can

235 be intellectualised, they are still far removed from the everyday life of users of plastic. This is  
236 undoubtedly a key to understand plastic pollution (Science Advice for Policy by European  
237 Academies, 2019): by not understanding the impact of plastic waste on the natural environment  
238 and by not feeling its impact, users restrict their management efforts to a minimum. This type  
239 of psychological limitation was also identified in studies on factors limiting behavioural change  
240 in the context of climate change (Dietz et al., 2007; Gifford, 2011; van der Linden et al., 2015).

### 241 2.3. Two particular cases?

242 While it is likely that the avoidance mechanisms, which normally play an important role in our  
243 individual waste management, may not be conducive to the proper management of plastic  
244 waste, two particular cases are worth mentioning.

245 In Europe, nearly 40% of the demand for plastic materials comes from the packaging industry  
246 (PlasticsEurope, 2018). Most of the plastic materials used in packaging are impermeable to  
247 fluids (e.g. blood, fats, drinks) present in food. Nevertheless, traces of these foods can generally  
248 be observed only on the surface of the plastic material. Thus, expanded (EPS) and extruded  
249 (XPS) poly(styrene) are very often used for food packaging because of their excellent insulating  
250 properties, impact resistance and light weight. These materials also have good impermeability  
251 to biological fluids despite their very porous structure. The presence of food residues on their  
252 surface leads to the necessary management of these wastes to avoid the appearance of odours  
253 related to maceration of organic residues. This is the case, for example, for fish trays where  
254 organic residues can quickly generate unpleasant odours. This immediate management is also  
255 important to avoid the appearance of species attracted by organic residues such as flies, or to  
256 limit handling once parasites have contaminated the packaging. Thus, the classic behaviour is  
257 to quickly manage this packaging waste in a confined space or at least to keep this packaging  
258 waste away from living spaces. Thus, people are more sensitive to health risks, as well as to  
259 waste odour issues, than to maintaining a preserved natural environment (Tadesse et al., 2008).

260 In the case of plastic waste that has been in contact with food, avoidance mechanisms are  
261 therefore likely to be involved in waste management behaviours, however, in an indirect way.

262 Plastic waste on beaches or in exceptional natural sites illustrates a second potential example  
263 of waste avoidance behaviour (Kaseva and Moirana, 2009). The environmental quality of a  
264 beach is often a major concern for tourists (Santos et al., 2005). Apart from affecting the  
265 recreational capacities of the environment, most of the plastic waste observed in the natural  
266 environment does not pose a direct threat to human beings. However, this waste is perceived as  
267 ‘disgusting’ by some users, while others at the same time do not pay attention to it. It seems  
268 that certain cultural or experiential aspects of each individual contribute to the perception of  
269 these wastes and make the intensity of the experienced discomfort vary from one person to  
270 another. In addition, this type of behaviour has economic consequences since the presence of a  
271 considerable amount of waste on beaches can result in avoidance behaviours: summer visitors  
272 tend to avoid or no longer return to beaches contaminated by plastic waste (Free et al., 2014;  
273 Retama et al., 2016; Stolte et al., 2015).

### 274 3. Uncontrolled landfilling

#### 275 3.1. A behaviour deeply rooted in time

276 In the epidemic context of the end of the 15th century in Europe, hygienic trends appear and  
277 lead to waste management measures being taken (Leguay, 1999). Thus, in the cities of 12th,  
278 13th and 14th century England, household or commercial waste piles were not allowed for more  
279 than a few days in the city (Schofield, 2002). In France, a city like Amiens had a waste disposal  
280 service and the regulations required that this waste must be disposed of outside the city before  
281 sunrise (Leguay, 1999). Waste is often exported out of the city, and is either dumped into rivers  
282 or transported to areas of natural or artificial depressions (e.g. wells) (Bertolini, 2002).

283 If in the Middle Ages the export of waste from the cities and its abandonment in the natural  
284 environment was considered an adequate management measure, nowadays this type of  
285 management is to be proscribed. However, similar mismanagement behaviours are still  
286 observed even in the most developed countries. In France, for example, local political actors  
287 consider that this type of waste mismanagement has been constant or even increasing over the  
288 last ten years or so (ADEME and ECOGEOS, 2019). Packaging waste is often observed in the  
289 terrestrial environment in a diffuse manner, but with a high frequency. Packaging waste is often  
290 abandoned along roadsides, or near voluntary waste drop-off receptacles. While it can also be  
291 abandoned in natural environments, this type of waste is more frequently observed in urban  
292 areas and are mainly discarded by the inhabitants of the territory or surrounding areas. They are  
293 therefore most of the time abandoned in the immediate vicinity of the place of use.

### 294 3.2. Resistance of populations to good waste management practices

#### 295 3.2.1. Incivility

296 Incivility is the main reason evoked by local actors to explain uncontrolled landfilling (ADEME  
297 & ECOGEOS, 2019). Public archives of the Middle Ages testify to complaints against  
298 individual selfishness and denounce the laxity of law enforcement officials (Leguay, 1999).  
299 These complaints were particularly numerous during the 15th century, when the sharp increase  
300 in urban populations, as well as epidemics, probably contributed to an awareness of the risks  
301 associated with dumping waste on the streets (Leguay, 1999). The lack of awareness among  
302 populations of the impact that waste disposal has on the environment and ecosystems is known  
303 to be a source of reluctance to change practices. Thus, in Ethiopia, environmental security is a  
304 secondary concern for its population (Tadesse et al., 2008). Furthermore, in the particular case  
305 of packaging waste, it is often even less of a concern to local authorities than other wastes. In  
306 France, the involvement of the police and the judiciary is therefore often less than for other  
307 wastes (e.g. asbestos) (ADEME, 2007). The release of waste into the environment may be partly

308 due to a lack of knowledge among the population about the impact of this waste on the  
309 environment and its ecosystems (Pettipas et al., 2016). In the case of plastic waste, it has been  
310 shown that awareness-raising actions on the theme of plastic pollution, as well as the  
311 identification of human behaviour that has a negative impact on the environment, can facilitate  
312 behavioural changes (Mcnicholas & Cotton, 2019). More generally, prevention actions ranging  
313 in communication actions and the setting up of collection systems are generally developed by  
314 local actors. However, these actions are judged to be moderately effective by those working in  
315 the field (ADEME & ECOGEOS, 2019).

### 316 3.2.2. Sanctions

317 The texts of the Middle Ages also highlight the struggle for the authorities to impose the policies  
318 necessary to preserve public health. Indifference, hostility of residents disturbed in their habits  
319 or forced to take responsibility for keeping clean roads often limits the impact of the decisions  
320 taken (Leguay, 1999). Sanctions have often been proposed to impose virtuous waste  
321 management behaviours on populations. However, waste regulations appear in the archives of  
322 many European cities, but were rarely enforced by residents. Active policies involving  
323 sanitation measures, the relocation of polluting activities, the cleaning of watercourses and the  
324 development of cleaning and street state management services seem to be more successful  
325 (Leguay, 1999). Thus, while in the Middle Ages repressive policies appeared, they generally  
326 remained ineffective (Leguay, 1999). Nowadays, the lack of sanctions that could encourage  
327 good behaviour is commonly cited by local authorities as a major limit to good practice  
328 (ADEME and ECOGEOS, 2019). According to this report, in France sanctions are often  
329 initiated by local authorities and sometimes by national entities. They most frequently consist  
330 of a reminder of the law, the establishment of infringements and the lodging of a complaint.  
331 The contraventions, disciplinary sanctions and reports to higher authorities are much rarer.  
332 However, these sanctions face many difficulties. First of all, the identification of the responsible



333 is difficult and requires significant resources (e.g. video surveillance), whereas it is considered  
334 by those working in the field as one of the most effective means of reducing this type of  
335 pollution. In fact, complaints are often dismissed for lack of a responsible person. Furthermore,  
336 sanctions, where they can be applied, are often considered to be too lenient and not very  
337 dissuasive. These procedures are also often complex and difficult for local authorities to carry  
338 out. Moreover, the procedures are often very long, which limits their effectiveness. Thus, these  
339 authorities often lack of resources not only to implement these procedures, but also to enforce  
340 these sanctions. The final limitations are organisational: the distribution of competences and  
341 powers can be complex to allocate and implement by the different actors involved.

### 342 3.2.3. Impacts of collection facilities on uncontrolled landfills

343 The possibilities for collecting plastic waste have an influence on the discharge of waste into  
344 the natural environment or the creation of uncontrolled landfills (ADEME and ECOGEOS,  
345 2019). These include the cost of proper waste management, the distance to waste management  
346 centres and public opposition to the establishment of waste management infrastructure.

347 The problem of waste management costs can be identified in certain texts of the European  
348 Middle Ages. For example, waste management initiatives suffer from financial problems, as  
349 illustrated by documents from this period describing the difficulties of raising taxes and  
350 financing cleaning services in cities. (Leguay, 1999). The question of the cost of waste  
351 management was a clear limiting factor to its proper management, and it is still an important  
352 issue. Consequently, the most common solution used by populations is to discard waste in  
353 natural depressions, rivers, near roads or on land with a low market value (Tadesse et al., 2008).  
354 Then, it is often local actors who bear the costs of managing and cleaning up abandoned waste.  
355 In the case of beaches frequented by tourists, to limit the economic impact on tourism-  
356 dependent economic activities that this kind of behaviour has, clean-ups are generally organised  
357 by volunteers or local authorities. The costs of cleaning actions can sometimes be compensated

358 when the perpetrators of the pollution are identified. However, as they are difficult to identify,  
359 the final cost often lies with the local population and, if it does not have the human and financial  
360 means, then the pollution is not eliminated properly. At the global level, the amount of waste  
361 management infrastructure is often too small in relation to needs, in particular because of the  
362 costs involved in good waste management.

363 The extensive use of pottery such as amphoras has sometimes led to significant accumulations  
364 of waste. For example, Monte Testaccio in Rome is entirely made of 30 and 50 million amphora  
365 broken between the first century BC and the third century AD and forming an artificial hill of  
366 600,000 m<sup>3</sup> (Havlíček and Morcinek, 2016). Modern landfilling is a continuous practice of  
367 collective waste disposal practises in specific areas and currently the most common and  
368 economical solution of waste management (Geyer et al., 2017). In modern times, and more  
369 particularly between 1960 and 2002, the mass of household waste collected increased threefold  
370 in line with the gradual increase in the population, but also because of the increase in plastic  
371 consumption, as well as the best waste collection methods (Miller, 2009). At the same time,  
372 waste regulations were becoming increasingly stringent, leading to a gradual decrease in the  
373 number of landfills from about 8,000 in 1988 to 1,654 in 2005 (Miller, 2009). A similar  
374 observation can be made in some European countries such as France, where between 1990 and  
375 2013, the amount of household waste storage centres decreased from 500 to around 220  
376 (Haeusler et al., 2017). This reduction in the number of sites may in some cases have led to the  
377 exclusion of part of the population, particularly rural populations, from landfilling sites, which  
378 are not very efficient from the point of view of good waste management, but have very low  
379 management costs. In some cases, this may have encouraged the return of uncontrolled landfills.  
380 In general, the reluctance to pay for efficient waste management is also one of the major points  
381 to explain the existence of some uncontrolled landfills (ADEME and ECOGEOS, 2019).

382 Reluctance to develop waste management infrastructure can also be observed in some particular  
383 context. Waste collection, for example, implies the existence of containers that must be as close  
384 as possible to the areas where waste is generated. If the effort to reach the containers is too  
385 great, waste is often dumped outside the collection areas. Populations may also oppose the  
386 establishment of a collection area, if it is considered too close to residential areas (Tadesse et  
387 al., 2008). Thus, sanitary risks, unpleasant smells and inconveniences associated with the  
388 presence of this waste are cited by Ethiopian populations to explain the reluctance of using  
389 collection facilities. Thus, in this context, the cost-benefit balance is unfavourable to good waste  
390 management.

#### 391 4. Reuse: a (lost) cultural legacy

392 The question of the management of packaging and food container waste is a long-standing  
393 issue. In this context, the reuse of materials was most widely used before final disposal.

##### 394 4.1. Management of ceramic packaging waste in the past

395 If ceramic techniques appeared as early as the Palaeolithic period, it was not until the diffusion  
396 of Neolithic pottery that ceramic-based waste appeared in archaeological records (Fig. 2) (Rice,  
397 1999; Vandiver et al., 1989; Wu et al., 2012). With them, the first non-degradable packaging  
398 waste appears. As early as the 19th century, the Italian geologist Antonio Stoppani proposed  
399 considering ceramic fragments as one of the possible markers of the ‘Anthropozoic’ era due to  
400 the high amount of ceramic he found in soils (Stoppani, 1873; Turpin and Federighi, 2012).  
401 However, despite their durability, the length of time of their use is sometimes relatively similar  
402 to that of a comparable modern packaging. Thus, the duration of the use of an amphora during  
403 the Roman Empire is in the order of a few months to a year, comparable to that of modern  
404 plastic bottles (Geyer et al., 2017; Peña, 2007). Their relative fragility exposes them to the risk  
405 of breakage and since the generated debris were generally quickly disposed of (Bertolini, 2002).

406 These breakages are often reused to make a floor or wall, or crushed for the manufacture of  
407 new building materials or to fill a topographic depression (Bertolini, 2002; Peña, 2007).

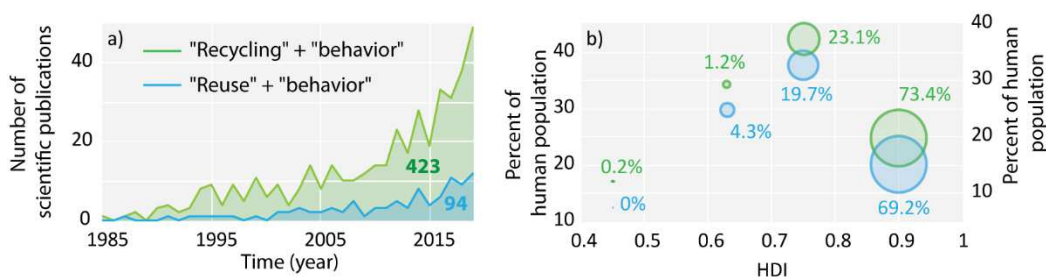
#### 408 4.2. The transition to the consumer society

409 Waste management choices can be related to different demographic factors such as the level of  
410 education, house size, or age of the individual (Tadesse et al., 2008). To the extent that these  
411 parameters change over time, the associated behaviours also change. Thus, behaviours  
412 involving the reuse of functioning objects and the discarding of damaged and useless objects  
413 into the natural environment are deeply rooted in the generations born before the arrival of the  
414 consumer society (Yukalang et al., 2018). For those born afterwards, reuse behaviours decrease  
415 while those involving the discharge of waste into the environment persist, especially when  
416 waste management infrastructure is weak or difficult to access (Tadesse et al., 2008).  
417 Considering an object that is perfectly functional to be waste, or that could easily be diverted  
418 from its original use, seems to be a major step backwards when compared to the practices  
419 observed in the history of mankind. Many reasons can explain why a still functional plastic  
420 object is considered as waste. Examples include a low market value or the perception of this  
421 object, considered cumbersome or unnecessary at a given time. This is the case, for example  
422 whose actual duration of use (*i.e.* a few weeks to a few months) is no longer correlated to the  
423 potential duration of use of the object (*i.e.* a few years to a few decades) (Geyer et al., 2017).

#### 424 4.3. Reuse behaviour: an under-exploited source of innovation to improve plastic waste 425 management?

426 In developing countries, object reuse is the main management behaviour far ahead of reducing  
427 consumption or recycling (Innocent Sinthumule and Helen Mkumbuzi, 2019; United Nations  
428 Development Programme, 2018). This is due in particular to the fact that waste is more easily  
429 perceived as having a value and can therefore be a source of income (Yukalang et al., 2018).

430 However, despite the predominance of this type of behaviour, scientific knowledge about it is  
 431 comparatively lower than that of recycling (Barr et al., 2005; Corral-Verdugo, 2003; Kaplan et  
 432 al., 2018). For example, whether it is for articles on recycling or reuse, in both cases, about 70%  
 433 of these publications were made by countries with a very high Human Development Index  
 434 (HDI) [0.8-1.0], but which account for about 20% of the world's population (UNDP, 2019;  
 435 United Nations, 2019) (Fig. 3). Countries with a high HDI ([0.7-0.8]) account for about 20% of  
 436 the publications. Nevertheless, this result is skewed by the fact that China published between  
 437 65 and 70% of these publications. The share of scientific publications from countries with HDI  
 438 below 0.7 is less than 5% for a population of about 3 billion people (about 42% of the world's  
 439 population). Thus, global scientific research on these behaviours is therefore mainly carried out  
 440 by the richest countries and probably reflects their needs (recycling rather than reuse). This  
 441 imbalance leads to a profound lack of knowledge about one of the most important practices  
 442 involved in the reduction of plastic pollution. Thus, one of the main modes of waste  
 443 management is poorly documented from the scientific point of view, whilst this type of  
 444 information could contribute to the development of relevant solutions contributing to the fight  
 445 against plastic pollution.



446  
 447 Fig. 3. Although reuse behaviours are very common in many countries (Innocent Sinthumule  
 448 and Helen Mkumbuzi, 2019; United Nations Development Programme, 2018), scientific  
 449 publications including the terms 'recycling' and 'behaviour' in their titles are 4 to 5 times more

450 numerous than titles including the terms ‘reuse’ and ‘behaviour’ (data from the SCOPUS  
451 database for the period 1985-2019, search carried out on 21 January 2020).

## 452 5. Synthesis and conclusions

### 453 5.1. The weight of the consequences

454 The use of plastics takes place in a particular context in the history of mankind: that of the  
455 consumer society. Thus, the extensive use of plastics combined with a marginal rate of reuse  
456 and recycling has generated significant quantities of plastic waste. Some of them are the result  
457 of voluntary disposal, while the other has an accidental origin. The intention and manner of  
458 disposing of waste are therefore at the heart of the understanding of plastic pollution. Necessity  
459 and uselessness are two elements often put forward to explain the disposal of waste. This  
460 necessity to discard waste has much to do with the importance of human beings avoiding risks  
461 of injury and infection. To this end, communities developed laws that make it easier to maintain  
462 a good quality living environment. Thus, in an epidemic context, hygienic trends emerge or  
463 become stronger, and this sometimes leads to specific waste management measures. In the  
464 absence of an objective measurement of the risks associated with waste, the senses play a  
465 fundamental role in the perception of this risk. These senses can lead to disgust, a feeling that  
466 plays a very important protective role, especially against pathogens. This feeling is rooted both  
467 in innate reflexes, in our culture, but also in our learning. In the case of plastic waste, the  
468 associated risks are new, little known by people and the consequences are not very sensitive in  
469 everyday life. Thus, the studies carried out on the impact of plastic waste and microplastics  
470 show that if they have consequences on humans, these are mostly indirect and therefore not  
471 very obvious from an individual point of view. The underestimation of the social and  
472 environmental impact of plastic waste disposal is a part of the explanation for this poor  
473 management behaviour. Thus, the dumping of plastic in the natural environment too often  
474 remains an act whose consequences are considered harmless.

475 It also means that the perception of plastics pollution can provide positive feedback on our  
476 waste management behaviour. A complex balance must therefore exist between the perceived  
477 level of pollution and the way we manage plastics waste. A better understanding of the  
478 mechanisms of this balance may help to identify new approaches to address plastics pollution.

## 479 5.2. Behavioural issues

480 It is also possible to see the discarding of plastic waste in the natural environment as the  
481 persistence of ancient waste management behaviours. In developing countries, a shift has taken  
482 place in the chemical composition of everyday objects with the replacement of traditional  
483 materials by plastic materials. At the same time, persistence in the habits of waste management  
484 (being discarded on the periphery of urbanised areas or directly in the natural environment) is  
485 observed and illustrated by the dumping of plastics in the environment, even in the most  
486 developed countries.

487 Where they exist, management efforts may be limited by a combination internal or external user  
488 factors. Internal factors may include selfishness, indifference to the consequences, or hostility  
489 to actions that will disrupt user habits or force users to take responsibility. For example,  
490 measures aimed at installing infrastructure for the collection, landfilling, incineration or  
491 recycling of plastic waste may be the subject of ‘not in my backyard’ behaviours. The  
492 availability of these waste collection points and waste treatment sites is, however, a major lever  
493 for reducing uncontrolled dumping of plastics. At the same time, repressive policies to fight  
494 against poor waste management behaviour are not very efficient as they are often difficult to  
495 make effective. Active policies including, for example, awareness-raising among the  
496 population, seem more efficient, but have a cost that is sometimes difficult to justify, especially  
497 in the poorest countries.

## 498 5.3. Ways to reduce waste abandonment

499 Various emerging ways would make it possible to reduce these individual behaviours. One  
500 potential path consists of delaying as long as possible the moment when a plastic object is  
501 considered useless by its owner. To do this, several lines of thought can be proposed. First of  
502 all, facilitate the conversion of the object for another use. This must be considered as soon as  
503 the industrialist thinks about the design of the object. The idea is to identify how an object  
504 whose initial use is very limited in time (e.g. <1 year), but durable enough to serve for several  
505 years, can be diverted from its initial use for other functions. Next, it is necessary to replace  
506 single-use objects such as cutlery or plastic bags with objects designed to withstand several  
507 dozen or several hundred phases of use. Banning certain single-use plastic objects is now quite  
508 common in many countries around the world. It is also necessary to promote the reuse of the  
509 material by avoiding, for example, overly complex formulations and additives that are  
510 dangerous for humans and the environment. Finally, it is necessary to restore the value of  
511 plastics (e.g. taxation of the plastics that have the greatest impact on man and the environment).  
512 Increasing the value of plastic waste and turning it into a source of economic income is an  
513 interesting way of encouraging more virtuous behaviour.

514 It is also important to be able to identify the authors of waste abandonment. For many  
515 stakeholders, this issue is an important barrier in the fight against illegal dumping of plastic  
516 waste. A reflection should therefore be conducted on the issue of individual traceability of  
517 plastic waste in order to identify its last owner. A data file associating the owner and an  
518 individual barcode present on the plastic packaging could, in accordance with state legislation,  
519 be a relatively simple way for field actors to identify the last owner of a waste.

520 The factors that control our individual plastic waste management behaviours are numerous and  
521 others would benefit from further research. One example is the impact of public policies on our  
522 plastic packaging management behaviours. It would also be very interesting having a more  
523 global vision of the cultural elements that promote or discourage virtuous waste management



524 behaviours. The acquisition of new scientific knowledge on the issue of plastic pollution is  
525 fundamental to determine the most relevant solutions. However, if the dynamics are well  
526 underway in the ‘hard’ sciences, the contributions of the humanities and social sciences remain  
527 comparatively marginal on this theme. An important investment in favour of the humanities  
528 and social sciences applied to the problem of plastic pollution therefore appears indispensable.

529 Garbage archaeology applies the principle of the study of the rubbish testimonies (Rathje and  
530 Murphy, 2001). In this sense, garbage is a legacy and a study topic for the knowledge of the  
531 way of life of our ancestors. Our descendants will have to face a daunting legacy and will seek  
532 the reasons why we were unable to find strategies to effectively solve the problem of plastic  
533 end of life.

#### 534 Acknowledgement

535 The authors are grateful to the OceanWise project that made this publication possible.  
536 OceanWise is funded by the European Regional Development Fund (ERDF) INTERREG  
537 Atlantic Area, under Priority Axis 4: Enhancing biodiversity and the natural and cultural assets.

#### 538 References

- 539 ADEME, ECOGEOS, 2019. Caractérisation de la problématique des déchets sauvages. Angers.
- 540 Agamuthu, P., Mehran, S.B., Norkhairah, A., Norkhairiyah, A., 2019. Marine debris: A review  
541 of impacts and global initiatives. *Waste Manag. Res.* 37, 987–1002.  
542 <https://doi.org/10.1177/0734242X19845041>
- 543 Amaral-Zettler, L.A., Zettler, E.R., Slikas, B., Boyd, G.D., Melvin, D.W., Morrall, C.E.,  
544 Proskurowski, G., Mincer, T.J., 2015. The biogeography of the Plastisphere: implications  
545 for policy. *Front. Ecol. Environ.* 13, 541–546. <https://doi.org/10.1890/150017>
- 546 Bakir, A., Rowland, S.J., Thompson, R.C., 2012. Competitive sorption of persistent organic

547 pollutants onto microplastics in the marine environment. *Mar. Pollut. Bull.* 64, 2782–2789.  
548 <https://doi.org/10.1016/j.marpolbul.2012.09.010>

549 Ballerini, T., Le Pen, J.-R., Andrady, A., Cole, M., Galgani, F., Kedzierski, M., Pedrotti, M.-  
550 L., Ter Halle, A., Van Arkel, K., Zettler, E., Amaral-Zettler, L., Brandon, J., Bruzaud, S.,  
551 Durand, G., Enevoldsen, E., Eriksen, M., Fabre, P., Fossi, M.-C., Frère, L., Avio, C.G.,  
552 Hardesty, D., Jambeck, J., Lavender-Law, K., Mansui, J., Nafrechoux, E., Schmidt, C.,  
553 Sempéré, R., Thiel, M., Thompson, R., Wilcox, C., Wong-Wha-Chung, P., 2018. Plastic  
554 pollution in the ocean: what we know and what we don't know about.

555 Barr, S., Gilg, A., Ford, N., 2005. Defining the multi-dimensional aspects of household waste  
556 management: A study of reported behavior in Devon. *Resour. Conserv. Recycl.* 45, 172–  
557 192. <https://doi.org/https://doi.org/10.1016/j.resconrec.2004.12.007>

558 Barton, N., 2002. The lateglacial or late and final upper palaeolithic colonization of britain, in:  
559 Hunter, J., Ralston, I. (Eds.), *The Archaeology of Britain*. Routledge, p. 13.

560 Berger, K., 2003. *A Brief History of Packaging*. EDIS 2003.

561 Bertolini, G., 2002. Déchets et archéologie. *Déchets, Sci. Tech.*  
562 <https://doi.org/10.4267/dechets-sciences-techniques.2344>

563 Besseling, E., Wang, B., Lürling, M., Koelmans, A., 2014. Nanoplastic affects growth of *S.*  
564 *obliquus* and reproduction of *D. magna*. *Environ. Sci. Technol.* 48, 12336–12343.

565 Bevan, A., 2014. Mediterranean containerization. *Curr. Archaeol.* 44, 387–418.

566 Boerger, C.M., Lattin, G.L., Moore, S.L., Moore, C.J., 2010. Plastic ingestion by planktivorous  
567 fishes in the North Pacific Central Gyre. *Mar. Pollut. Bull.* 60, 2275–2278.  
568 <https://doi.org/10.1016/j.marpolbul.2010.08.007>

569 Boucher, C., Morin, M., Bendell, L.I., 2016. The influence of cosmetic microbeads on the

570 sorptive behavior of cadmium and lead within intertidal sediments: A laboratory study.  
571 Reg. Stud. Mar. Sci. 3, 1–7. <https://doi.org/http://dx.doi.org/10.1016/j.rsma.2015.11.009>

572 Brandon, J.A., Jones, W., Ohman, M.D., 2019. Multidecadal increase in plastic particles in  
573 coastal ocean sediments. Sci. Adv. 5, eaax0587. <https://doi.org/10.1126/sciadv.aax0587>

574 Brennecke, D., Duarte, B., Paiva, F., Caçador, I., Canning-Clode, J., 2016. Microplastics as  
575 vector for heavy metal contamination from the marine environment. Estuar. Coast. Shelf  
576 Sci. 178, 189–195. <https://doi.org/10.1016/j.ecss.2015.12.003>

577 Buck, J.C., Weinstein, S.B., Young, H.S., 2018. Ecological and Evolutionary Consequences of  
578 Parasite Avoidance. Trends Ecol. Evol. 33, 619–632.  
579 <https://doi.org/https://doi.org/10.1016/j.tree.2018.05.001>

580 Cheng, C., Urpelainen, J., 2015. Who should take the garbage out? Public opinion on waste  
581 management in Dar es Salaam, Tanzania. Habitat Int. 46, 111–118.  
582 <https://doi.org/https://doi.org/10.1016/j.habitatint.2014.11.001>

583 Colabuono, F.I., Barquete, V., Domingues, B.S., Montone, R.C., 2009. Plastic ingestion by  
584 Procellariiformes in Southern Brazil. Mar. Pollut. Bull. 58, 93–96.  
585 <https://doi.org/10.1016/j.marpolbul.2008.08.020>

586 Cole, M., Lindeque, P.K., Fileman, E.S., Halsband, C., Galloway, T.S., 2015. The impact of  
587 polystyrene microplastics on feeding, function and fecundity in the marine copepod  
588 *Calanus helgolandicus*. Environ. Sci. Technol. 49, 1130–1137.

589 Corral-Verdugo, V., 2003. Situational and personal determinants of waste control practices in  
590 northern Mexico: a study of reuse and recycling behaviors. Resour. Conserv. Recycl. 39,  
591 265–281. [https://doi.org/https://doi.org/10.1016/S0921-3449\(03\)00032-6](https://doi.org/https://doi.org/10.1016/S0921-3449(03)00032-6)

592 Curtis, V.A., 2014. Infection-avoidance behaviour in humans and other animals. Trends

593 Immunol. 35, 457–464. <https://doi.org/https://doi.org/10.1016/j.it.2014.08.006>

594 Curtis, V.A., 2007. Dirt, disgust and disease: a natural history of hygiene. *J. Epidemiol.*  
595 *Community Health* 61, 660–664. <https://doi.org/10.1136/jech.2007.062380>

596 Davies, A.R., 2016. *The Geographies of Garbage Governance*. Routledge.  
597 <https://doi.org/10.4324/9781315557755>

598 Department for Economic and Social Information and Policy Analysis, 1997. *Glossary of*  
599 *Environment Statistics*, Studies in. ed. United Nations, New York, NY.

600 Dietz, T., Dan, A., Shwom, R., 2007. Support for Climate Change Policy: Social Psychological  
601 and Social Structural Influences\*. *Rural Sociol.* 72, 185–214.  
602 <https://doi.org/10.1526/003601107781170026>

603 Doyle, T.J., Bowman, J.L., Windell, V.L., McLean, D.J., Kim, K.H., 2013. Transgenerational  
604 Effects of Di-(2-ethylhexyl) Phthalate on Testicular Germ Cell Associations and  
605 Spermatogonial Stem Cells in Mice. *Biol. Reprod.* 88, 112.  
606 <https://doi.org/10.1095/biolreprod.112.106104>

607 Dussud, C., Meistertzheim, A.L., Conan, P., Pujó-Pay, M., George, M., Fabre, P., Coudane, J.,  
608 Higgs, P., Elineau, A., Pedrotti, M.L., Gorsky, G., Ghiglione, J.F., 2018. Evidence of niche  
609 partitioning among bacteria living on plastics, organic particles and surrounding  
610 seawaters. *Environ. Pollut.* 236, 807–816.  
611 <https://doi.org/https://doi.org/10.1016/j.envpol.2017.12.027>

612 European Union, 2008. DIRECTIVE 2008/98/EC OF THE EUROPEAN PARLIAMENT AND  
613 OF THE COUNCIL.

614 Fossi, M.C., Coppola, D., Bainsi, M., Giannetti, M., Guerranti, C., Marsili, L., Panti, C., de  
615 Sabata, E., Clò, S., 2014. Large filter feeding marine organisms as indicators of

616 microplastic in the pelagic environment: The case studies of the Mediterranean basking  
617 shark (*Cetorhinus maximus*) and fin whale (*Balaenoptera physalus*). *Mar. Environ. Res.*  
618 100, 17–24. <https://doi.org/10.1016/j.marenvres.2014.02.002>

619 Fossi, M.C., Marsili, L., Baini, M., Giannetti, M., Coppola, D., Guerranti, C., Caliani, I.,  
620 Minutoli, R., Lauriano, G., Finoia, M.G., Rubegni, F., Panigada, S., Bérubé, M., Urbán  
621 Ramírez, J., Panti, C., 2016. Fin whales and microplastics: The Mediterranean Sea and the  
622 Sea of Cortez scenarios. *Environ. Pollut.* 209, 68–78.  
623 <https://doi.org/http://dx.doi.org/10.1016/j.envpol.2015.11.022>

624 Fossi, M.C., Panti, C., Guerranti, C., Coppola, D., Giannetti, M., Marsili, L., Minutoli, R., 2012.  
625 Are baleen whales exposed to the threat of microplastics? A case study of the  
626 Mediterranean fin whale (*Balaenoptera physalus*). *Mar. Pollut. Bull.* 64, 2374–2379.  
627 <https://doi.org/10.1016/j.marpolbul.2012.08.013>

628 Free, C.M., Jensen, O.P., Mason, S.A., Eriksen, M., Williamson, N.J., Boldgiv, B., 2014. High-  
629 levels of microplastic pollution in a large, remote, mountain lake. *Mar. Pollut. Bull.* 85,  
630 156–163. <https://doi.org/https://doi.org/10.1016/j.marpolbul.2014.06.001>

631 Frère, L., Maignien, L., Chalopin, M., Huvet, A., Rinnert, E., Morrison, H., Kerninon, S.,  
632 Cassone, A.-L., Lambert, C., Reveillaud, J., Paul-Pont, I., 2018. Microplastic bacterial  
633 communities in the Bay of Brest: Influence of polymer type and size. *Environ. Pollut.* 242,  
634 614–625. <https://doi.org/https://doi.org/10.1016/j.envpol.2018.07.023>

635 Galafassi, S., Nizzetto, L., Volta, P., 2019. Plastic sources: A survey across scientific and grey  
636 literature for their inventory and relative contribution to microplastics pollution in natural  
637 environments, with an emphasis on surface water. *Sci. Total Environ.* 693, 133499.  
638 <https://doi.org/https://doi.org/10.1016/j.scitotenv.2019.07.305>

639 Geyer, R., Jambeck, J.R., Law, K.L., 2017. Production, use, and fate of all plastics ever made.

640 Sci. Adv. 3, e1700782. <https://doi.org/10.1126/sciadv.1700782>

641 Gifford, R., 2011. The Dragons of Inaction: Psychological Barriers That Limit Climate Change  
642 Mitigation and Adaptation, *American Psychologist*. <https://doi.org/10.1037/a0023566>

643 Haeusler, L., Saidi Boroujeni, S., Mathery, C., Heyberger-Paroisse, A., 2017. Déchets chiffres-  
644 clés.

645 Hamid, S.H., 2000. *Handbook of Polymer Degradation, Environmental Science & Pollution*.  
646 CRC Press.

647 Hamid, S.H., Amin, M.B., 1995. Lifetime prediction of polymers. *J. Appl. Polym. Sci.* 55,  
648 1385–1394. <https://doi.org/10.1002/app.1995.070551003>

649 Hart, B.L., 1990. Behavioral adaptations to pathogens and parasites: Five strategies. *Neurosci.*  
650 *Biobehav. Rev.* 14, 273–294. [https://doi.org/https://doi.org/10.1016/S0149-](https://doi.org/https://doi.org/10.1016/S0149-7634(05)80038-7)  
651 [7634\(05\)80038-7](https://doi.org/https://doi.org/10.1016/S0149-7634(05)80038-7)

652 Havlíček, F., Morcinek, M., 2016. Waste and Pollution in the Ancient Roman Empire. *J.*  
653 *Landsc. Ecol.* 9, 33–49. <https://doi.org/10.1515/jlecol-2016-0013>

654 Holmes, L.A., Turner, A., Thompson, R.C., 2014. Interactions between trace metals and plastic  
655 production pellets under estuarine conditions. *Mar. Chem.* 167, 25–32.  
656 <https://doi.org/10.1016/j.marchem.2014.06.001>

657 Holmes, L.A., Turner, A., Thompson, R.C., 2012. Adsorption of trace metals to plastic resin  
658 pellets in the marine environment. *Environ. Pollut.* 160, 42–48.  
659 <https://doi.org/10.1016/j.envpol.2011.08.052>

660 Hopewell, J., Dvorak, R., Kosior, E., 2009. Plastics recycling: challenges and opportunities.  
661 *Philos. Trans. R. Soc. B Biol. Sci.* 364, 2115–2126. <https://doi.org/10.1098/rstb.2008.0311>

662 Innocent Sinthumule, N., Helen Mkumbuzi, S., 2019. Participation in Community-Based Solid  
663 Waste Management in Nkulumane Suburb, Bulawayo, Zimbabwe, Resources.  
664 <https://doi.org/10.3390/resources8010030>

665 Jeddi, M.Z., Rastkari, N., Ahmadkhaniha, R., Yunesian, M., 2015. Concentrations of phthalates  
666 in bottled water under common storage conditions: Do they pose a health risk to children?  
667 Food Res. Int. 69, 256–265. <https://doi.org/https://doi.org/10.1016/j.foodres.2014.11.057>

668 Kaplan, B.A., Gelino, B.W., Reed, D.D., 2018. A Behavioral Economic Approach to Green  
669 Consumerism: Demand for Reusable Shopping Bags. Behav. Soc. Issues; Vol 27.  
670 <https://doi.org/10.5210/bsi.v27i0.8003>

671 Kaseva, M.E., Moirana, J.L., 2009. Problems of solid waste management on Mount  
672 Kilimanjaro: A challenge to tourism. Waste Manag. Res. 28, 695–704.  
673 <https://doi.org/10.1177/0734242X09337655>

674 Kedzierski, M., D’Almeida, M., Magueresse, A., Le Grand, A., Duval, H., César, G., Sire, O.,  
675 Bruzard, S., Le Tilly, V., 2018. Threat of plastic ageing in marine environment.  
676 Adsorption/desorption of micropollutants. Mar. Pollut. Bull. 127, 684–694.  
677 <https://doi.org/10.1016/j.marpolbul.2017.12.059>

678 Lee, J., Hong, S., Song, Y.K., Hong, S.H., Jang, Y.C., Jang, M., Heo, N.W., Han, G.M., Lee,  
679 M.J., Kang, D., Shim, W.J., 2013. Relationships among the abundances of plastic debris  
680 in different size classes on beaches in South Korea. Mar. Pollut. Bull. 77, 349–354.  
681 <https://doi.org/10.1016/j.marpolbul.2013.08.013>

682 Leguay, J.-P., 1999. La pollution au Moyen Âge, Jean-Paul. ed. Paris.

683 Li, W.C., Tse, H.F., Fok, L., 2016. Plastic waste in the marine environment: A review of  
684 sources, occurrence and effects. Sci. Total Environ. 566–567, 333–349.

685 <https://doi.org/10.1016/j.scitotenv.2016.05.084>

686 Manikkam, M., Tracey, R., Guerrero-Bosagna, C., Skinner, M.K., 2013. Plastics Derived  
687 Endocrine Disruptors (BPA, DEHP and DBP) Induce Epigenetic Transgenerational  
688 Inheritance of Obesity, Reproductive Disease and Sperm Epimutations. *PLoS One* 8,  
689 e55387. <https://doi.org/10.1371/journal.pone.0055387>

690 Miller, D.A., 2009. *Garbage and Recycling*.

691 Nicolau, L., Marcalo, A., Ferreira, M., Sa, S., Vingada, J., Eira, C., 2016. Ingestion of marine  
692 litter by loggerhead sea turtles, *Caretta caretta*, in Portuguese continental waters. *Mar.*  
693 *Pollut. Bull.* 103, 179–185. <https://doi.org/10.1016/j.marpolbul.2015.12.021>

694 Paek, H.-J., Pan, Z., 2004. Spreading Global Consumerism: Effects of Mass Media and  
695 Advertising on Consumerist Values in China. *Mass Commun. Soc.* 7, 491–515.  
696 [https://doi.org/10.1207/s15327825mcs0704\\_7](https://doi.org/10.1207/s15327825mcs0704_7)

697 Peña, J.T., 2007. *Roman Pottery in the Archaeological Record*. Cambridge University Press,  
698 Cambridge. <https://doi.org/10.1017/CBO9780511499685>

699 PlasticsEurope, 2018. *Plastics - the Facts 2018*.

700 PlasticsEurope, 2015. *Plastics – the Facts 2015. An analysis of European plastics production,*  
701 *demand and waste data*. *Plast. Eur. Assoc. Plast. Manuf. Brussels* 1–30.

702 PlasticsEurope, 2013. *Plastics – the Facts 2013. An analysis of European latest plastics*  
703 *production, demand and waste data*. PlasticsEurope.

704 PlasticsEurope, 2012. *Plastic Packaging: Born to protect*. Brussels.

705 Pruter, A.T., 1987. Sources, quantities and distribution of persistent plastics in the marine  
706 environment. *Mar. Pollut. Bull.* 18, 305–310.



707 [https://doi.org/https://doi.org/10.1016/S0025-326X\(87\)80016-4](https://doi.org/https://doi.org/10.1016/S0025-326X(87)80016-4)

708 Rathje, W.L., Murphy, C., 2001. *Rubbish!: The Archaeology of Garbage*. University of Arizona  
709 Press.

710 Retama, I., Jonathan, M.P., Shruti, V.C., Velumani, S., Sarkar, S.K., Roy, P.D., Rodriguez-  
711 Espinosa, P.F., 2016. Microplastics in tourist beaches of Huatulco Bay, Pacific coast of  
712 southern Mexico. *Mar. Pollut. Bull.* 113, 530–535.  
713 <https://doi.org/10.1016/j.marpolbul.2016.08.053>

714 Rice, P.M., 1999. On the Origins of Pottery. *J. Archaeol. Method Theory* 6, 1–54.  
715 <https://doi.org/10.1023/A:1022924709609>

716 Rios, L.M., Moore, C., Jones, P.R., 2007. Persistent organic pollutants carried by synthetic  
717 polymers in the ocean environment. *Mar. Pollut. Bull.* 54, 1230–1237.  
718 <https://doi.org/10.1016/j.marpolbul.2007.03.022>

719 Risch, S.J., 2009. Food Packaging History and Innovations. *J. Agric. Food Chem.* 57, 8089–  
720 8092. <https://doi.org/10.1021/jf900040r>

721 Rist, S., Carney Almroth, B., Hartmann, N.B., Karlsson, T.M., 2018. A critical perspective on  
722 early communications concerning human health aspects of microplastics. *Sci. Total*  
723 *Environ.* 626, 720–726. <https://doi.org/10.1016/j.scitotenv.2018.01.092>

724 Santos, I.R., Friedrich, A.C., Wallner-Kersanach, M., Fillmann, G., 2005. Influence of socio-  
725 economic characteristics of beach users on litter generation. *Ocean Coast. Manag.* 48, 742–  
726 752. <https://doi.org/https://doi.org/10.1016/j.ocecoaman.2005.08.006>

727 Science Advice for Policy by European Academies, 2019. *A scientific Perspective on*  
728 *microplastics in nature and society*. Berlin.  
729 <https://doi.org/https://doi.org/10.26356/microplastics>

730 Stolte, A., Forster, S., Gerdt, G., Schubert, H., 2015. Microplastic concentrations in beach  
731 sediments along the German Baltic coast. *Mar. Pollut. Bull.* 99, 216–229.  
732 <https://doi.org/https://doi.org/10.1016/j.marpolbul.2015.07.022>

733 Stoppani, A., 1873. *Corso di Geologia*.

734 Sussarellu, R., Suquet, M., Thomas, Y., Lambert, C., Fabioux, C., Pernet, M.E., Le Goic, N.,  
735 Quillien, V., Mingant, C., Epelboin, Y., Corporeau, C., Guyomarch, J., Robbens, J., Paul-  
736 Pont, I., Soudant, P., Huvet, A., 2016. Oyster reproduction is affected by exposure to  
737 polystyrene microplastics. *Proc Natl Acad Sci U S A* 113, 2430–2435.  
738 <https://doi.org/10.1073/pnas.1519019113>

739 Tadesse, T., Ruijs, A., Hagos, F., 2008. Household waste disposal in Mekelle city, Northern  
740 Ethiopia. *Waste Manag.* 28, 2003–2012.  
741 <https://doi.org/https://doi.org/10.1016/j.wasman.2007.08.015>

742 Tammemagi, H.Y., 1999. *The Waste Crisis: Landfills, Incinerators, and the Search for a*  
743 *Sustainable Future*.

744 Turpin, E., Federighi, V., 2012. A new element, a new force, a new input: Antonio Stoppani's  
745 Anthropozoic, in: Kruse, E.E. & J. (Ed.), *Making the Geologic Now*. Punctum books,  
746 Brooklyn, United States, pp. 34–41.

747 UNDP, 2019. *Human Development Report 2019. Beyond income, beyond averages, beyond*  
748 *today: Inequalities in human development in the 21st century*. New York.

749 United Nations, 2019. *World Population Prospects 2019. Volume II: Demographic Profiles*.  
750 New York.

751 United Nations, 2018. *World Urbanization Prospects: The 2018 Revision*. New York.

752 United Nations, 2017. *World Population Prospects: The 2017 Revision, Key Findings and*

753 Advance Tables. New York.

754 United Nations Development Programme, 2018. Human development indices and indicators,  
755 2018 statistical update. New York, NY.

756 van der Linden, S., Maibach, E., Leiserowitz, A., 2015. Improving Public Engagement With  
757 Climate Change: Five “Best Practice” Insights From Psychological Science. *Perspect.*  
758 *Psychol. Sci.* 10, 758–763. <https://doi.org/10.1177/1745691615598516>

759 Vandiver, P.B., Soffer, O., Klima, B., Svoboda, J., 1989. The Origins of Ceramic Technology  
760 at Dolni Věstonice, Czechoslovakia. *Science* (80-. ). 246, 1002–1008.  
761 <https://doi.org/10.1126/science.246.4933.1002>

762 Watts, A.J., Urbina, M.A., Corr, S., Lewis, C., Galloway, T.S., 2015. Ingestion of Plastic  
763 Microfibers by the Crab *Carcinus maenas* and Its Effect on Food Consumption and Energy  
764 Balance. *Environ. Sci. Technol.* 49, 14597–14604.  
765 <https://doi.org/10.1021/acs.est.5b04026>

766 Weinstein, S.B., Buck, J.C., Young, H.S., 2018. A landscape of disgust. *Science* (80-. ). 359,  
767 1213–1214. <https://doi.org/10.1126/science.aas8694>

768 Wright, S.L., Thompson, R.C., Galloway, T.S., 2013. The physical impacts of microplastics on  
769 marine organisms: a review. *Environ. Pollut.* 178, 483–492.  
770 <https://doi.org/10.1016/j.envpol.2013.02.031>

771 Wu, X., Zhang, C., Goldberg, P., Cohen, D., Pan, Y., Arpin, T., Bar-Yosef, O., 2012. Early  
772 Pottery at 20,000 Years Ago in Xianrendong Cave, China. *Science* (80-. ). 336, 1696–  
773 1700. <https://doi.org/10.1126/science.1218643>

774 Yukalang, N., Clarke, B., Ross, K., 2018. Solid Waste Management Solutions for a Rapidly  
775 Urbanizing Area in Thailand: Recommendations Based on Stakeholder Input,

776 International Journal of Environmental Research and Public Health.  
777 <https://doi.org/10.3390/ijerph15071302>

778 Zettler, E.R., Mincer, T.J., Amaral-Zettler, L.A., 2013. Life in the “plastisphere”: Microbial  
779 communities on plastic marine debris. *Environ. Sci. Technol.* 47, 7137–7146.  
780 <https://doi.org/10.1021/es401288x>

781

