



HAL
open science

Simple method for measuring center of mass work during field running

Marine Devise, Jérémy Rossi, Nicolas Théveniau, Alain Belli

► To cite this version:

Marine Devise, Jérémy Rossi, Nicolas Théveniau, Alain Belli. Simple method for measuring center of mass work during field running. *Journal of Biomechanics*, 2019, 97, pp.109369 -. 10.1016/j.jbiomech.2019.109369 . hal-03488453

HAL Id: hal-03488453

<https://hal.science/hal-03488453v1>

Submitted on 21 Dec 2021

HAL is a multi-disciplinary open access archive for the deposit and dissemination of scientific research documents, whether they are published or not. The documents may come from teaching and research institutions in France or abroad, or from public or private research centers.

L'archive ouverte pluridisciplinaire **HAL**, est destinée au dépôt et à la diffusion de documents scientifiques de niveau recherche, publiés ou non, émanant des établissements d'enseignement et de recherche français ou étrangers, des laboratoires publics ou privés.



Distributed under a Creative Commons Attribution - NonCommercial 4.0 International License

1 **Simple method for measuring center of mass work during field running**

2

3 **Authors:**

4 Marine Devise^{1,2}, Jérémy Rossi¹, Nicolas Theveniau², Alain Belli¹

5

6 **Affiliation:**

7 ¹ Univ Lyon, UJM-Saint-Etienne, Laboratoire Interuniversitaire de Biologie de la Motricité,
8 EA 7424, F-42023 Saint-Etienne, France

9 ² CTC, Comité Professionnel de Développement Cuir Chaussure Maroquinerie, 4 rue Hermann
10 Frenkel, 69367 Lyon Cedex 07, France

11

12 **Corresponding author:** Marine Devise

13 Address: Campus Santé Innovation – 10 Rue de la Marandière – 42270 SAINT-PRIEST-EN-
14 JAREZ – FRANCE

15 Tel: +334 77 48 15 00

16 Email: marine.devise@univ-st-etienne.fr

17

18 **Submission for publication:** Short communication

19 **Word count (Introduction through Discussion):** 2094

20

21 **Keywords:** total center of mass work, leg stiffness, running

22

23 **Abstract**

24 The purpose of this study was to propose and validate a new simple method for calculation of
25 center of mass work during field running, in order to avoid the use of costly and inconvenient
26 measurement devices. This method relies on spring-mass model and measurements of average
27 horizontal velocity, and contact and flight times during running. Ten male, recreational subjects
28 ran on a dynamometer treadmill at different velocities ranging from 2.22 to 4.44 m.s⁻¹ during 4
29 min 30 s for each velocity. Twenty consecutive steps were analyzed after 3 min 30 s. The
30 potential (W_{pot}), forward kinetic (W_{kinf}) and the total center of mass (W_{ext}) work data obtained
31 with this new method were compared with the reference data calculated from ground reaction
32 force measurements. W_{ext} , W_{pot} and W_{kinf} values calculated with the proposed method were
33 respectively $+3.39 \pm 0.77\%$ higher, $-4.14 \pm 0.72\%$ lower and $+7.34 \pm 1.08\%$ higher than values
34 obtained by the reference method. Furthermore, significant linear regressions close to the
35 identity line were obtained between the reference and the proposed method values of works (r
36 $= 0.99$, $p < 0.05$ for W_{ext} ; $r = 0.98$, $p < 0.05$ for W_{pot} ; $r = 0.98$, $p < 0.05$ for W_{kinf}). It was
37 concluded that this new method could provide a good estimate of center of mass work in field
38 running thanks to a few simple mechanical parameters.

39

40 **Introduction**

41 In sports, the measurement of mechanical power and/or work is often used for research or
42 athlete training and monitoring purposes. As recently mentioned by van der Kruk et al. (2018):
43 “The quantification of mechanical power can provide valuable insight into athlete performance
44 because it is the mechanical principle of the rate at which the athlete does work or transfers
45 energy to complete a movement task”.

46 The biomechanics and energetics of running have been mainly investigated by means of two
47 integrative mechanical models: the “center of mass model” (CMM) and the “spring-mass
48 model” (SMM). The work done to raise and accelerate the center of mass (COM) at each step
49 was defined as “external work” (W_{ext} , Cavagna, 1975; Fenn, 1930) or center of mass work (van
50 der Kruk et al., 2018) in the literature. The SMM is widely used for describing the stored and
51 released elastic energy in the lower limbs in humans at each step. The SMM is mainly
52 characterized and controlled by the stiffness of the leg (k_{leg}) during contact (McMahon and
53 Cheng, 1990; Farley and González, 1996) in the sense that the SMM represents the bounce of
54 the body on the ground by a single mass mounted on a springy leg.

55 CMM and SMM biomechanical models have been used in the literature to address the
56 differences in metabolic energy cost among individuals. Indeed, inter-individual variability of
57 the energy cost of running (C_r) have been significantly related to mechanical parameters and
58 more specifically to W_{ext} (Saibene and Minetti, 2003) and k_{leg} (Dalleau et al., 1998).
59 Significant positive correlations between inter- and intra-individual C_r and W_{ext} variations were
60 found by Bourdin et al. (1995) for an homogeneous group of long distance runners and by
61 Lazzer et al. (2014) in ultra-marathon runners. Furthermore, k_{leg} was negatively correlated with
62 inter-individual variability of C_r for middle-distance runners (Dalleau et al., 1998).

63 Therefore, the measurements of W_{ext} and k_{leg} are important to further investigate the
64 biomechanics of running. In laboratory conditions, W_{ext} can be accurately measured (Cavagna,
65 1975; Arampatzis et al., 2000; Saibene and Minetti, 2003; Avogadro et al., 2004; Pavei et al.,
66 2017) by using force platforms or instrumented treadmills and motion capture systems.
67 Nowadays, these techniques are still used in order to find any small differences that could
68 discriminate variations among subjects. Using the same measurement devices, k_{leg} was also
69 initially investigated in laboratory conditions (McMahon and Cheng, 1990; Farley and
70 González, 1996). In 2005, Morin et al. proposed and validated a simple method for
71 measurements of k_{leg} , based on measurement of body mass and leg length and on field

72 measurement of contact time, flight time and average running speed. The contact and flight
73 times as well as average running speed can nowadays be performed by portable and lightweight
74 equipment such as pressure sensors, accelerometers, goniometers or gyroscopes (Norris et al.,
75 2014), or by systems utilizing photocell beams placed on running tracks (Glatthorn et al., 2011).
76 The Morin's method has since been widely used in field conditions (Hobara et al. 2010; Morin
77 et al. 2011a, b).

78 To the best of our knowledge, there are no simple methods that could monitor W_{ext} in field
79 running conditions and the purpose of the present study was to propose and validate such a
80 method. The proposed method is based on the same measurements as Morin et al. (2005):
81 contact time, flight time, average running speed, leg length and body mass. It was validated
82 during treadmill running by comparing it with the reference W_{ext} computed from ground
83 reaction forces (GRF, Avogadro et al., 2004; Cavagna, 1975).

84

85 **Materials and methods**

86 *Protocol*

87 Ten male subjects (22.5 ± 2.84 years; 75.6 ± 6.05 kg; 1.82 ± 0.06 m; leg length 0.96 ± 0.04 m;
88 mean \pm SD) gave their informed consent to participate in this study. They were all physical
89 education students and experienced in treadmill running. After a standardized 6 min warm-up
90 at $3.33 \text{ m}\cdot\text{s}^{-1}$, subjects ran 4 min 30 s on a treadmill at 2.22, 2.78, 3.33, 3.89 and $4.44 \text{ m}\cdot\text{s}^{-1}$, in
91 random order, interspersed with at least 5 min rest.

92 Mechanical parameters were measured by treadmill dynamometer (ADAL 3DC, HEF
93 Techmachine, Andrézieux-Bouthéon, France, for details, see Belli et al. (2001)). Force data
94 were collected after 3 min 30 s. 3D GRF were sampled at 1000 Hz and were filtered using a
95 low-pass fourth-order Butterworth filter with a 50 Hz cut-off. Contact and aerial times were
96 measured from force signals, contact period corresponded to a vertical force higher than 30 N.
97 Measurements were calculated for each cycle (defined by time period from one heel strike to
98 contralateral heel strike) then averaged for twenty consecutive steps to obtain a good estimate
99 of average step values (Belli et al., 1995).

100

101 *Reference method for measuring W_{ext}*

102 The reference forward kinetic work (W_{kinf}) due to forward acceleration of the body and the
 103 reference potential work (W_{pot}) done to raise the COM were calculated from GRF of the foot
 104 during each step and computed the speeds and displacement of the COM by simple time-
 105 integration of antero-posterior GRF and double time-integration of vertical GRF respectively,
 106 according to the method of Avogadro et al. (2004). Assuming that no transfer occurred between
 107 kinetic and potential energies in running (Cavagna et al., 1964) and that the medio-lateral work
 108 was negligible (Cavagna, 1975), W_{ext} was calculated as:

$$109 \quad W_{ext} = W_{kinf} + W_{pot} \quad (1)$$

110

111 *Proposed method for measuring \widehat{W}_{ext}*

112 In the present method the \widehat{W}_{ext} was simply computed as the elastic mechanical energy stored
 113 and released by the spring-mass model (e.g. Blickhan and Full, 1993):

$$114 \quad \widehat{W}_{ext} = \frac{1}{2} k_{leg} \Delta L^2 \quad (2)$$

115 where k_{leg} (in kN.m^{-1}) and ΔL (in m) were calculated according to the method of Morin et al.
 116 (2005):

$$117 \quad k_{leg} = F_{max} \Delta L^{-1} \quad (3) \quad \text{and} \quad \Delta L = L - \sqrt{L^2 - \left(\frac{vt_c}{2}\right)^2} + \Delta y \quad (4)$$

$$118 \quad \text{with } F_{max} = mg \frac{\pi}{2} \left(\frac{t_f}{t_c} + 1\right) \quad (5) \quad \text{and} \quad \Delta y = \left| -\frac{F_{max} t_c^2}{m \pi^2} + g \frac{t_c^2}{8} \right| \quad (6)$$

119 Where m is the body mass (in kg), $g = 9.81 \text{ m.s}^{-2}$, v the average running velocity (in m.s^{-1}), L
 120 the leg length (in m), t_c and t_f , the contact and the flight times (in s) respectively determined
 121 from vertical GRF.

122 However, in former ΔL computations (equation 4) it is assumed that the average horizontal
 123 running velocity during the contact phase (v_{con}) is the same than the average running velocity
 124 (v) (e.g. Farley et al. 1993). Because the horizontal velocity is maximal in flight phase and
 125 lower in contact phase (Blickhan, 1989; Cavagna, 2006), ΔL was computed using v_{con} in the
 126 present study (see appendix):

$$127 \quad \Delta L' = L - \sqrt{L^2 - \left(\frac{v_{con} t_c}{2}\right)^2} + \Delta y \quad (7)$$

128 Furthermore, variations of trunk inclination in sagittal plane during the contact phase of running
 129 (Thorstensson et al., 1984) induce a backward movement of the COM of the trunk. Therefore,
 130 the real horizontal displacement of the COM is lower than the horizontal displacement $v_{con}t_c$
 131 calculated with the SMM (equation 7) that assumes that the COM is always located at the upper
 132 end of the leg. This backward movement increases with velocity starting from 2 cm at 2 m.s⁻¹
 133 to 3 cm at 5 m.s⁻¹ at L3 vertebral level (Thorstensson et al., 1984, figure 5) and could induce an
 134 increasing overestimation of ΔL with velocity. Taking this phenomenon into account, ΔL was
 135 recalculated:

$$136 \quad \Delta L'' = L - \sqrt{L^2 - \left(\frac{v_{con}t_c - 0,02 - \frac{(v_{con}-2) \times (0,03-0,02)}{3}}{2} \right)^2} + \Delta y \quad (8)$$

137 From only t_c and t_f measurements \widehat{W}_{pot} could also be calculated:

$$138 \quad \widehat{W}_{pot} = mg(\Delta y + \frac{1}{8}gt_f^2) \quad (9)$$

139 where $\frac{1}{8}gt_f^2$ correspond to the rising of the COM during the flight time (Bosco et al., 1983).

140 It was then possible to obtain \widehat{W}_{kinf} according to equation (1):

$$141 \quad \widehat{W}_{kinf} = \widehat{W}_{ext} - \widehat{W}_{pot} \quad (10)$$

142

143 *Statistical analysis*

144 The standard errors of estimate (SEE) of main parameters (W_{ext} , W_{kinf} and W_{pot}) were
 145 computed for each subject between values obtained from force plate data at each step and values
 146 estimated from model computations:

$$147 \quad SEE = \sqrt{\frac{\sum(F_{Reference} - F_{Model})^2}{N_{steps} - 2}} \quad (11)$$

148 Absolute bias was calculated for each subject at each velocity:

$$149 \quad absolute\ bias = \left| \frac{Model - Reference}{Reference} \right| \times 100 \quad (12)$$

150 The reference-model relationships were further described by the calculation of the Pearson's
 151 correlation coefficient (r). To analyze the reliability of the proposed method in comparison with
 152 the reference, the Intraclass correlation coefficient was used (ICC-2,1). Statistical significance

153 was accepted at $p < 0.05$. All data processing was performed using Matlab 2016b (The
154 MathWorks Inc., Natick, MA).

155

156 **Results**

157 The values obtained with both the reference and proposed method, absolute reference-proposed
158 bias, Pearson's correlation coefficient and SEE are shown in Table 1. The proposed method
159 overestimated \widehat{W}_{ext} and \widehat{W}_{kinf} , and underestimated \widehat{W}_{pot} as compared with the reference
160 method. \widehat{W}_{ext} mean bias was 3.39%, ranging from 2.64 to 4.36%. \widehat{W}_{pot} and \widehat{W}_{kinf} biases were
161 respectively 4.14% (ranging from 2.07 to 7.84%) and 7.34% (ranging from 6.70 to 8.12%).

162 There were excellent agreements between methods for W_{ext} , W_{pot} and W_{kinf} (ICC = 0.976, p
163 < 0.001 ; ICC = 0.952, $p < 0.01$ and ICC = 0.960, $p < 0.001$ respectively). The values of \widehat{W}_{ext} ,
164 \widehat{W}_{pot} and \widehat{W}_{kinf} were very close to the reference values measured at each step, with SEE of
165 0.105, 0.044 and 0.106 J.kg⁻¹.step⁻¹, respectively.

166 The reference-model linear regressions of mechanical work (figure 1) were highly significant
167 and Pearson's correlation coefficient revealed a very high relationship for W_{ext} , W_{pot} and
168 W_{kinf} ($r = 0.99$, $p < 0.001$; $r = 0.98$, $p < 0.001$; $r = 0.98$, $p < 0.001$ respectively). Nevertheless,
169 there seems to be a tendency of under/over-estimation of the proposed W_{ext} method with
170 respectively lower/higher running speeds.

171 ***** TABLE 1 *****

172 ***** FIGURE 1 *****

173

174 **Discussion**

175 The purpose of this study was to provide a calculation method of W_{ext} based on simple
176 measurements. When this calculation method was compared to reference measurements a high
177 level of agreement of \widehat{W}_{ext} (showed by high ICC) and a very high coefficient correlation
178 ($r=0.99$, $p < 0.01$) were observed. The same conclusions were reached for \widehat{W}_{pot} and \widehat{W}_{kinf} .
179 Furthermore, the mean biases of the present study (3.39% for W_{ext} , 4.14 % for W_{pot} and 7.34%
180 for W_{kinf}) were comparable to Morin et al. (2005) with bias of 6.05% for k_{leg} during treadmill
181 running (between 3.33 and 6.67 m.s⁻¹). These biases could be explained by the limits inherent

182 to the spring-mass model, i.e., the human lower limb is not a true linear spring in a physical
183 sense. This point has been widely discussed in the literature (Blickhan, 1989; McMahon and
184 Cheng, 1990; Latash and Zatsiorsky, 1993; Farley and González, 1996).

185 The values of W_{ext} , W_{pot} and W_{kinf} obtained in the present study are in agreement with the
186 range of values reported in the literature for comparable running velocities (Arampatzis et al.,
187 2000; Avogadro et al., 2004; Bourdin et al., 1995; Cavagna et al., 1964; Dalleau et al., 1998;
188 Fukunaga et al., 1980), up to $2.15 \text{ J.kg}^{-1}.\text{step}^{-1}$ for W_{kin} (at 4.44 m.s^{-1}), from 0.87 to $1.25 \text{ J.kg}^{-1}.\text{step}^{-1}$
189 for W_{pot} and from 0.33 to $1.13 \text{ J.kg}^{-1}.\text{step}^{-1}$ for W_{kinf} . An increase in W_{ext} and W_{kinf} ,
190 and a constant W_{pot} with velocity were also reported in the literature (Cavagna et al., 1964;
191 Avogadro et al., 2004).

192 It is also important to note that the present method is based on a single body model and thus
193 limited to the calculations of work done by the COM. Minetti (1998) already proposed a method
194 to estimate the “internal work” (W_{int}) produced during field running. This method requires the
195 same type of measurements: running speed, contact and flight times. Both methods could then
196 be combined to obtain both W_{ext} and W_{int} in field conditions. As discussed by van der Kruk et
197 al. (2018) in a recent review, the definition of W_{int} is not consistent. These authors also
198 mentioned that multi-joints models and inverse dynamics could be used to calculate and sum
199 joint powers. However, because there is no standard on whether to allow for energy flow
200 between joints, large discrepancy on total work and power calculations can be found among
201 papers using multi-joint models. In addition, in field conditions the frictional work and power
202 mainly due to air friction cannot be taken into account by either single joint nor multi-joint
203 models, but could be estimated from running velocity (Davies, 1980). The energy cost of
204 overcoming air resistance on a calm day outdoor was calculated to be 2% in marathon (5 m.s^{-1})
205 up to 7.8% for sprinting (10 m.s^{-1}). Within the velocity range of the present study it represents
206 less than 2% of the total C_r .

207 Although the present study provides a new mathematical methodology of mechanical work, its
208 extrapolation on overground conditions must be interpreted with caution, since it has not been
209 field tested. Although no fundamental differences exist between mechanics of overground
210 versus treadmill locomotion (van Ingen Schenau, 1980), the wearables used may not be as
211 accurate as the instrumented treadmill to measure horizontal velocity, t_f and t_c . Further
212 investigations are then needed to fully validate this method in field condition.

213 To sum up, \widehat{W}_{ext} appears to provide consistent calculations of mechanical work production
214 during steps. In future, the present method could be used to monitor \widehat{W}_{ext} changes during long
215 distance field running and with shoes or tracks having different damping and elastic
216 characteristics. Coupled with lightweight and portable tool, such a method could provide
217 mechanical feedback on running techniques during normal trainings and/or competitions.

218 To our knowledge, this is the first method that could be applied to W_{ext} in field conditions.
219 This new calculation is both a valid and reliable method to estimate W_{ext} thanks to simple
220 parameters and practical for field running.

221

222 **Acknowledgements**

223 The authors would like to thank the subjects of the present study for their participation and
224 Camille Perrin and Florian Rifino for their contribution during the experiments.

225

226 **Conflict of Interest**

227 The authors do not have any conflict of interest or personal relationships with other people or
228 organizations that could inappropriately influence this work.

229

230 **References**

- 231 Arampatzis, A., Knicker, A., Metzler, V., Brüggemann, G.P., 2000. Mechanical power in running: a
232 comparison of different approaches. *Journal of Biomechanics*. 33, 457–463.
- 233 Avogadro, P., Chaux, C., Bourdin, M., Dalleau, G., Belli, A., 2004. The use of treadmill ergometers
234 for extensive calculation of external work and leg stiffness during running. *European Journal*
235 *of Applied Physiology*. 92, 182–185.
- 236 Belli, A., Bui, P., Berger, A., Geysant, A., Lacour, J.R., 2001. A treadmill ergometer for three-
237 dimensional ground reaction forces measurement during walking. *Journal of Biomechanics*.
238 34, 105–112.
- 239 Belli, A., Lacour, J.R., Komi, P.V., Candau, R., Denis, C., 1995. Mechanical step variability during
240 treadmill running. *European Journal of Applied Physiology and Occupational Physiology*. 70,
241 510–517.
- 242 Blickhan, R., 1989. The spring-mass model for running and hopping. *Journal of Biomechanics*. 22,
243 1217–1227.

244 Blickhan, R., Full, R.J., 1993. Similarity in multilegged locomotion: Bouncing like a monopode.
 245 *Journal of Comparative Physiology A*. 173, 509–517.

246 Bosco, C., Luhtanen, P., Komi, P.V., 1983. A simple method for measurement of mechanical power in
 247 jumping. *European Journal of Applied Physiology and Occupational Physiology*. 50, 273–282.

248 Bourdin, M., Belli, A., Arzac, L.M., Bosco, C., Lacour, J.R., 1995. Effect of vertical loading on energy
 249 cost and kinematics of running in trained male subjects. *Journal of Applied Physiology*. 79,
 250 2078–2085.

251 Cavagna, G.A., 1975. Force platforms as ergometers. *Journal of Applied Physiology*. 39, 174–179.

252 Cavagna, G.A., 2006. The landing-take-off asymmetry in human running. *Journal of Experimental*
 253 *Biology*. 209, 4051–4060.

254 Cavagna, G.A., Saibene, F.P., Margaria, R., 1964. Mechanical work in running. *Journal of Applied*
 255 *Physiology*. 19, 249–256.

256 Dalleau, G., Belli, A., Bourdin, M., Lacour, J.R., 1998. The spring-mass model and the energy cost of
 257 treadmill running. *European Journal of Applied Physiology*. 77, 257–263.

258 Davies, C.T., 1980. Effects of wind assistance and resistance on the forward motion of a runner.
 259 *Journal of Applied Physiology*. 48, 702–709.

260 Farley, C.T., Glasheen, J., McMahon, T.A., 1993. Running springs: speed and animal size. *Journal of*
 261 *Experimental Biology*. 185, 71–86.

262 Farley, C.T., González, O., 1996. Leg stiffness and stride frequency in human running. *Journal of*
 263 *Biomechanics*. 29, 181–186.

264 Fenn, W.O., 1930. Work against gravity and work due to velocity changes in running. *American*
 265 *Journal of Physiology-Legacy Content*. 93, 433–462.

266 Fukunaga, T., Matsuo, A., Yuasa, K., Fujimatsu, H., Asahina, K., 1980. Effect of running velocity on
 267 external mechanical power output. *Ergonomics*. 23, 123–136.

268 Glatthorn, J.F., Gouge, S., Nussbaumer, S., Stauffacher, S., Impellizzeri, F.M., Maffiuletti, N.A.,
 269 2011. Validity and reliability of Optojump photoelectric cells for estimating vertical jump
 270 height. *Journal of Strength and Conditioning Research*. 25, 556–560.

271 Hobara, H., Inoue, K., Gomi, K., Sakamoto, M., Muraoka, T., Iso, S., Kanosue, K., 2010. Continuous
 272 change in spring-mass characteristics during a 400m sprint. *Journal of Science and Medicine*
 273 *in Sport*. 13, 256–261.

274 Latash, M.L., Zatsiorsky, V.M., 1993. Joint stiffness: Myth or reality? *Human Movement Science*. 12,
 275 653–692.

276 Lazzer, S., Taboga, P., Salvadego, D., Rejc, E., Simunic, B., Narici, M.V., Buglione, A., Giovanelli,
 277 N., Antonutto, G., Grassi, B., Pisot, R., di Prampero, P.E., 2014. Factors affecting metabolic
 278 cost of transport during a multi-stage running race. *Journal of Experimental Biology*. 217,
 279 787–795.

280 McMahon, T.A., Cheng, G.C., 1990. The mechanics of running: How does stiffness couple with
281 speed? *Journal of Biomechanics*. 23, 65–78.

282 Minetti, A.E., 1998. A model equation for the prediction of mechanical internal work of terrestrial
283 locomotion. *Journal of Biomechanics*. 31, 463–468.

284 Morin, J.B., Dalleau, G., Kyröläinen, H., Jeannin, T., Belli, A., 2005. A simple method for measuring
285 stiffness during running. *Journal of Applied Biomechanics*. 21, 167–180.

286 Morin, J.B., Samozino, P., Millet, G.Y., 2011a. Changes in running kinematics, kinetics, and spring-
287 mass behavior over a 24-h run. *Medicine & Science in Sports & Exercise*. 43, 829–836.

288 Morin, J.B., Tomazin, K., Edouard, P., Millet, G.Y., 2011b. Changes in running mechanics and
289 spring–mass behavior induced by a mountain ultra-marathon race. *Journal of Biomechanics*.
290 44, 1104–1107.

291 Norris, M., Anderson, R., Kenny, I.C., 2014. Method analysis of accelerometers and gyroscopes in
292 running gait: A systematic review. *Proceedings of the Institution of Mechanical Engineers,*
293 *Part P: Journal of Sports Engineering and Technology*. 228, 3–15.

294 Pavei, G., Seminati, E., Storniolo, J.L.L., Peyré-Tartaruga, L.A., 2017. Estimates of Running Ground
295 Reaction Force Parameters from Motion Analysis. *Journal of Applied Biomechanics*. 33, 69–
296 75.

297 Saibene, F., Minetti, A.E., 2003. Biomechanical and physiological aspects of legged locomotion in
298 humans. *European Journal of Applied Physiology*. 88, 297–316.

299 Thorstensson, A., Nilsson, J., Carlson, H., Zomlefer, M.R., 1984. Trunk movements in human
300 locomotion. *Acta Physiologica Scandinavica*. 121, 9–22.

301 van der Kruk, E., van der Helm, F.C.T., Veeger, H.E.J., Schwab, A.L., 2018. Power in sports: A
302 literature review on the application, assumptions, and terminology of mechanical power in
303 sport research. *Journal of Biomechanics*. 79, 1–14.

304 van Ingen Schenau, G.J., 1980. Some fundamental aspects of the biomechanics of overground versus
305 treadmill locomotion. *Medicine and Science in Sports and Exercise*. 12, 257–261.

306

307 **APPENDIX**

308 *Computation of average velocity during contact time:*

309 The average running velocity during a complete step (v) is given by:

$$310 \quad v = \frac{v_f \times t_f + v_{con} \times t_c}{t_c + t_f} = \frac{v_{max} \times t_f + \left(v_{max} - \frac{\Delta v}{2}\right) \times t_c}{t_c + t_f} = v_{max} - \frac{\Delta v \times t_c}{2 \times (t_c + t_f)}$$

311 where $v_f = v_{max}$ is the maximal velocity during the flight phase, v_{con} is the average velocity
 312 during contact and Δv is the change of velocity due to deceleration and corresponding
 313 acceleration during contact phase.

314 It is then possible to establish a relationship between the two unknowns v_{max} and Δv :

$$315 \quad v_{max} = v + \frac{\Delta v \times t_c}{2 \times (t_c + t_f)} \quad (1')$$

316 A second relationship between v_{max} and Δv can be drawn from \widehat{W}_{kinf} as follow:

$$317 \quad \widehat{W}_{kinf} = \frac{1}{2} m (v_{max}^2 - v_{min}^2) = \frac{1}{2} m (v_{max}^2 - (v_{max} - \Delta v)^2)$$

$$318 \quad \Leftrightarrow \frac{2\widehat{W}_{kinf}}{m} = 2v_{max}\Delta v - \Delta v^2 \quad (2')$$

319 Combining equations (1') and (2') we get a second degree equation of Δv :

$$320 \quad \frac{t_f}{t_c + t_f} \Delta v^2 + (-2v\Delta v) + \frac{2\widehat{W}_{kinf}}{m} = 0 \quad (3')$$

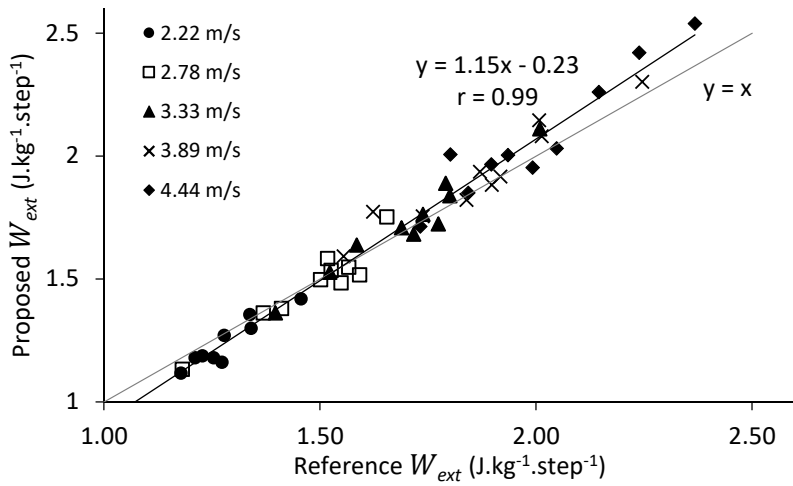
321 with two Δv real solutions, using the only solution that gives $\Delta v < v$ it is finally possible to
 322 compute v_{con} from equation (1):

$$323 \quad v_{con} = v_{max} - \frac{\Delta v}{2} \times \frac{t_f}{t_c + t_f} \quad (4')$$

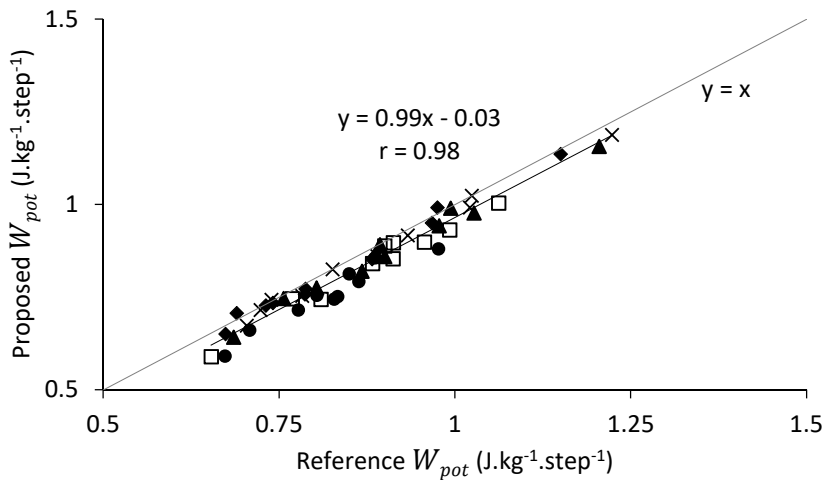
324

Figure 1

(A)



(B)



(C)

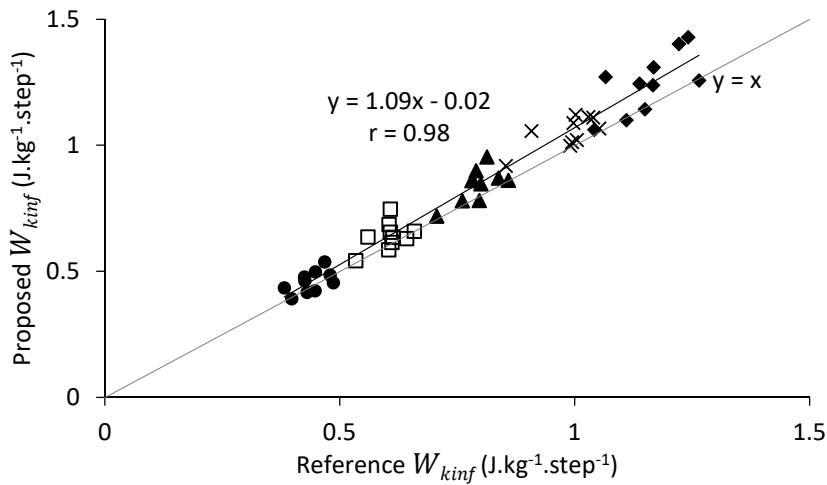


Table 1

| Speed (m.s⁻¹) | Reference method (J.kg⁻¹.step⁻¹) | Proposed method (J.kg⁻¹.step⁻¹) | Absolute bias (%) | SEE |
|-------------------------------------|---|--|------------------------------|------------|
| <i>W_{ext}</i> | | | | |
| 2.22 | 1.26 ± 0.10 | 1.21 ± 0.13 | 4.09 ± 2.71 | 0.092 |
| 2.78 | 1.49 ± 0.14 | 1.48 ± 0.16 | 2.76 ± 2.07 | 0.087 |
| 3.33 | 1.70 ± 0.17 | 1.72 ± 0.20 | 2.64 ± 1.66 | 0.095 |
| 3.89 | 1.87 ± 0.20 | 1.92 ± 0.21 | 3.10 ± 2.95 | 0.110 |
| 4.44 | 2.00 ± 0.20 | 2.07 ± 0.26 | 4.36 ± 3.63 | 0.140 |
| <i>W_{pot}</i> | | | | |
| 2.22 | 0.82 ± 0.09 | 0.76 ± 0.09 | 7.84 ± 2.78 | 0.072 |
| 2.78 | 0.88 ± 0.12 | 0.84 ± 0.12 | 5.27 ± 2.69 | 0.054 |
| 3.33 | 0.91 ± 0.15 | 0.88 ± 0.15 | 3.43 ± 2.13 | 0.041 |
| 3.89 | 0.89 ± 0.17 | 0.87 ± 0.16 | 2.07 ± 1.59 | 0.029 |
| 4.44 | 0.84 ± 0.15 | 0.83 ± 0.15 | 2.10 ± 1.12 | 0.025 |
| <i>W_{kinf}</i> | | | | |
| 2.22 | 0.44 ± 0.03 | 0.46 ± 0.04 | 7.97 ± 5.28 | 0.072 |
| 2.78 | 0.60 ± 0.04 | 0.64 ± 0.06 | 7.02 ± 7.58 | 0.090 |
| 3.33 | 0.79 ± 0.04 | 0.84 ± 0.07 | 6.90 ± 5.78 | 0.105 |
| 3.89 | 0.99 ± 0.06 | 1.05 ± 0.06 | 6.70 ± 5.20 | 0.117 |
| 4.44 | 1.16 ± 0.07 | 1.25 ± 0.12 | 8.12 ± 7.08 | 0.145 |