



**HAL**  
open science

# Thermochemical conversion of cashew nut shells, palm nut shells and peanut shells char with CO<sub>2</sub> and/or steam to aliment a clay brick firing unit

Ansoumane Diedhiou, Lat-Grand Ndiaye, Ammar Bensakhria, Oumar Sock

## ► To cite this version:

Ansoumane Diedhiou, Lat-Grand Ndiaye, Ammar Bensakhria, Oumar Sock. Thermochemical conversion of cashew nut shells, palm nut shells and peanut shells char with CO<sub>2</sub> and/or steam to aliment a clay brick firing unit. *Renewable Energy*, 2019, 142, pp.581 - 590. 10.1016/j.renene.2019.04.129 . hal-03487163

**HAL Id: hal-03487163**

**<https://hal.science/hal-03487163>**

Submitted on 20 Dec 2021

**HAL** is a multi-disciplinary open access archive for the deposit and dissemination of scientific research documents, whether they are published or not. The documents may come from teaching and research institutions in France or abroad, or from public or private research centers.

L'archive ouverte pluridisciplinaire **HAL**, est destinée au dépôt et à la diffusion de documents scientifiques de niveau recherche, publiés ou non, émanant des établissements d'enseignement et de recherche français ou étrangers, des laboratoires publics ou privés.



Distributed under a Creative Commons Attribution - NonCommercial 4.0 International License

## Thermochemical conversion of cashew nut shells, palm nut shells and peanut shells char with CO<sub>2</sub> and/or steam to aliment a clay brick firing unit

Ansoumane DIEDHIOU<sup>a,b</sup>, Lat-Grand NDIAYE<sup>a</sup>, Ammar BENSAXHRIA<sup>b</sup>, Oumar SOCK<sup>a</sup>

<sup>a</sup> *Département de Physique, Université Assane Seck de Ziguinchor, BP.523 Ziguinchor, Sénégal*

<sup>b</sup> *Université de Technologie de Compiègne, Centre de recherche de Royallieu, EA 4297-TIMR, BP20529 - 60205 Compiègne, France*

*ansoumanediedhiou@gmail.com*

---

### Abstract:

Experimental gasification studies are reported for highly reactive peanuts, palm and cashew nut shells chars from Ziguinchor area in order to aliment a local clay brick baking unit. The gasification tests were operated in a fixed bed reactor under steam and/or carbon dioxide at three different temperatures (950 °C, 1000 °C and 1050 °C), in order to investigate the experimental conditions of three samples at different particle size. The gasification of char conversion at different temperatures is found to be dependent on gasifying agent, nature of the sample, and can be explained by the Arrhenius equation, thus suggesting the use of three different models: Volume Reaction Model (VRM), Random Pore Model (RPM), and Shrinking Core Model (SCM) in order to interpret the carbon conversion data and to determine the kinetics parameters.

From the results obtained, temperature has a positive effect on the kinetic conversion. Further, the gasification under mixed atmosphere of steam and carbon dioxide showed that the reactivity of the different chars depends on the increase of steam concentration in the mixture. The gasifying char types has some effects in the determination of the kinetic parameters (activation energies obtained ranged between 110 - 126 kJ/mol for peanut shell, 104 - 125 kJ/mol for the cashew shell and 116 - 150 kJ/mol for the palm shell). By using different models, the experimental results shows that the kinetics reaction of the cashew shells char, and peanuts shells char, are faster than those from palm shells char. At the same time, results showed that the char-steam reactivity, char - CO<sub>2</sub> reactivity and their mixture (char-steam and char - CO<sub>2</sub>) are different. The experimental measurements also show the influence of temperature on the Lower Heating Values (LHV) of the gas. The LHV of gas obtained are between (8- 12 MJ/Nm<sup>3</sup>) and that, these values (LHV) are inversely proportional to the particles size of the biomass. While, based on the Europe Environment and Energy Management Agency (ADEME) standards on Lower Heating Value of gas, these gases obtained under all experimental conditions can be safely used to operate motor functioning with to gas.

### Keywords:

Kinetic conversion of char, gasification of char, Char - CO<sub>2</sub> reactivity, Char - steam reactivity, Lower Heating Values

## 1. Introduction

Fixed bed reactor is known as a promising and effective way to transform biomass, such as vegetables and agricultural residues, into a more valuable combustible gas. However, the availability of biomass feedstock, and enhancement of the test parameters for gasification processes is becoming a big challenge for the Scientific Community. Therefore, technical processes need to be improved so that the biomass feedstock can be converted completely into a high quality gas synthesis that can be used directly for heat and power production. In order to optimize any biomass gasification process and to adjust process parameters to achieve complete conversion of the feedstock, a detailed knowledge of the way in which the experimental conditions influence the conversion mechanism is important. Gasification is a clean and efficient way to convert carbonated solid to gaseous products. Therefore, an investigation on the reaction mechanism of char-CO<sub>2</sub> and char-steam gasification during the reaction process [1], and the kinetic parameters can provide a basic work for a better understanding and a proper reactor design for the biomass gasification process [2].

Many researchers have worked on the char gasification mechanism in CO<sub>2</sub> and/or H<sub>2</sub>O separately. According to Bai *et al.* [3], char-CO<sub>2</sub> reaction and char-H<sub>2</sub>O reaction are both fundamentally important reactions. Thus, the mechanisms of the char-CO<sub>2</sub> reaction and the char-steam reaction have been studied extensively by [4]. These authors explain that, the mechanisms of the Char-CO<sub>2</sub> reaction and the Char-H<sub>2</sub>O reaction have been considered to be essentially the same. The conversion level of char in the gasification step determines the overall efficiency of the gasifier.

Furthermore, the char conversion directly depends on its reactivity with gasifying agents such as oxygen, steam or carbon dioxide. There are several experimental parameters which may affect the gasification process and among them temperature is the most important parameter one [2]. Thus, Feroso *et al.* [5], said that, the temperature was one of the most important parameter, which affect the performance of the gasification process. Furthermore, Taba *et al.* [6], have shown that, temperature is one of the most significant operating parameters, which have an effect on the gaseous composition, carbon conversion, gas yield, heating value, and finally char and tar yields, throughout the gasification reactions. This effect depends on the thermodynamic and endothermic behavior of the reactions. Yet, according to Huang *et al.* [7], the kinetics of char gasification play a key role since they provide valuable information of the proper design and operation of gasifier. It has been reported also by [8], that the rate of conversion of the gasification of char is one of the key factors to analyze the performance of gasifier. For this reason, the complexity of the gasification process, the differences in the char reaction can be due to the chemico-physical property of waste biomass, and experimental conditions.

Several kinetic models have been proposed to describe the relationship between the reaction rate and the reaction time. However, the utilization of the kinetic models was the subject of several recent studies. The aim of these models is to determine the kinetic parameters and also interpret the experimental results of char gasification under steam or CO<sub>2</sub> atmospheres.

Therefore, Tang *et al.* [9] concluded that, it is hard to establish a universal mathematical expression to correlate the gasification rate of an arbitrary char with the influencing variables. They gave some known kinetic models adapted to char gasification and highlighted that, the models are developed over a long period of research progress but each model is merely asserted from case to case.

In this context of discussion on parameters that affect the performance of the gasification process, we propose to investigate the effects of gasification temperature on the char conversion, the examination of reactivity of char samples, and gasifying agent during gasification process using isothermal half-reaction index reported by [3], and using kinetics models.

This comparison of the effect of these samples on the kinetics conversion has never been studied in the literature. The LHV (8- 12 MJ/Nm<sup>3</sup>) of the gases obtained without catalyst with our samples and experimental conditions is new in the thermochemical conversion field. The results show that the char-CO<sub>2</sub> and char- H<sub>2</sub>O reaction are different. It was also remarked that the temperature and the type of char sample are the most influential parameters in our experimental conditions. And, using volumetric reaction model (VRM), random pore model (RPM) and shrinking core model (SCM) kinetic models our tests data were interpreted and also kinetic parameters were determined.

## 2. Experimental study

### 2.1. Experimental samples

Palm shells from Ziguinchor, were provided by the Guirassy soap Company. In 2015, palm shell presents a calculated quantity of 97 700 tones (FAOSTAT 2015). The residues that are not used by the Guirassy soap Company, are discharged on the coast of Casamance river and burned in the open area, which represents a threat to the social and ecological environment. These cases are, considered ecological and environmental

57 threats since, they have a good amount exploitable energy and a good calorific value (21.4 MJ/kg). This  
58 biomass is of interest to us because we intend to use it as raw material.

59 Peanut shells are agricultural residues abandoned in the crop fields obtained from the surrounding villages in  
60 the southern region of Senegal, Ziguinchor. They present an approximate LHV of 17 MJ/kg, and presenting an  
61 amount of 412 560 tones (FAOSTAT 2015). Thus, the use of this residue as an energy source would be a  
62 worthy contribution to the preservation of the environment. Furthermore, the energy production from these  
63 residues can solve the problems of energy from waste disposal.

64 Cashew nut shells are residues obtained, from cashew shelling. This biomass residue is abundant (231 760  
65 tones FAOSTAT 2015), and generates high energy content (21.9 MJ/kg). Currently, artisanal traders rejected  
66 cashew nut shells without any valuation. They were often burned in open air and cause several socio-  
67 environmental problems. Therefore, the issue of energy recovery by thermo-chemical process arises as the  
68 best solution about this negative impact on the environment and on the population as well.

69 It should be noted that these three residues of biomass are seasonal. Thus, the palm shells are present all the  
70 year in Casamance and mostly from January to August. While, peanut shells are obtained during the dry  
71 season (corresponding to the harvest period), mainly during the period from November to May. Finally,  
72 cashew nut shells are obtained in abundance between the periods from April to July.

73 In order to prepare char samples for gasification tests, peanut shells, palm shells and cashew nut shells were  
74 pyrolysed, using a muffle oven at 450 °C under inert atmosphere (in presence of 50 NL/h N<sub>2</sub>) and heating rate  
75 of 10 °C/min. Thus, char yields obtained is about an average to 39.97% of palm shell char, 38.39% cashew  
76 shell char and an average 36.84% peanut shell char.

77 The chars of these samples were ground and sieved into one average fraction of 0.63 mm, 3 mm, 12 mm and  
78 30 mm. Results of proximate and ultimate analyses of these chars, obtained in compliance with standards are  
79 listed in Table 1.

80 *Table 1: Ultimate and proximate analyses and waste production between 2014-2015*

Biomass	Palm Shell	Cashew N Shell	Peanut Shell
	<b>Proximate analysis (Wt. %)</b>		
FC	71.57±0.056	69.40±0.021	74.76±0.044
VM	21.81±0.043	27.00±0.041	14.82±0.053
Moisture	0.21±0.029	0.10±0.027	0.02±0.030
Ash	6.41±0.039	3.50±0.051	10.40±0.052
LHV (MJ/kg)	33.34±0.053	33.57±0.027	29.24±0.060
	<b>Elementary analysis (Wt. %)</b>		
Carbon	86.50±0.025	85.40±0.028	81.22±0.048
Hydrogen	5.10±0.026	4.97±0.020	3.42±0.062
Oxygen	7.64±0.028	8.60±0.051	14.24±0.054
Nitrogen	0.56±0.052	0.96±0.038	1.02±0.043
Soufre	0.20±0.031	0.07±0.034	0.10±0.071
	<b>Waste quantity (tones)</b>		
2014-2015	97 700	231 760	412 560

81 Agro-vegetable waste gains increasing attention around the world as they are a kind of renewable resource  
82 widely available cheap and environmentally friendly.

## 83 2.2. Experimental descriptions

84 The samples char gasification tests were conducted using a fixed bed reactor (36 mm internal diameter and  
85 350 mm height) and equipped with a porous plate for bed support. Figure 1 shows a flow diagram of the  
86 system used. The main elements of the system consist of three sets: a gas analyzer, a gas condensation and  
87 cleaning system, and the fixed bed reactor.

88 After preheating the reactor, 15 g of char is mixed with 70 g of sand and charged in the reactor, under a  
89 nitrogen atmosphere, until reaching the desired temperature. Sand is used in order to improve heat transfer  
90 inside bed particles and for minimizing the preferential gas passage. The reactor temperature is controlled by  
91 means of a thermocouple, in contact with the sample bed and connected to a temperature controller. The  
92 gasification tests were carried out isothermally at 950 °C, 1000 °C and 1050 °C, using steam and CO<sub>2</sub> (90 %)  
93 and carried in an inert flow of 10 % of nitrogen. Flow rates of CO<sub>2</sub> and N<sub>2</sub> were fixed by the use of mass flow  
94 controllers while the flow rate of water was adjusted by an HPLC (High Performance Liquid Chromatography)  
95 piston pump. Before entering the reactor, N<sub>2</sub>, CO<sub>2</sub>, and H<sub>2</sub>O cross a preheating section. The composition of  
96 the produced gas is obtained by online gas analysis, using an SRA-Instruments gas analyzer (µGC), after  
97 condensation and cleaning systems. For a reliability of our results, each test was repeated 4 times to  
98 guarantee the repeatability of the results and the average was represented.

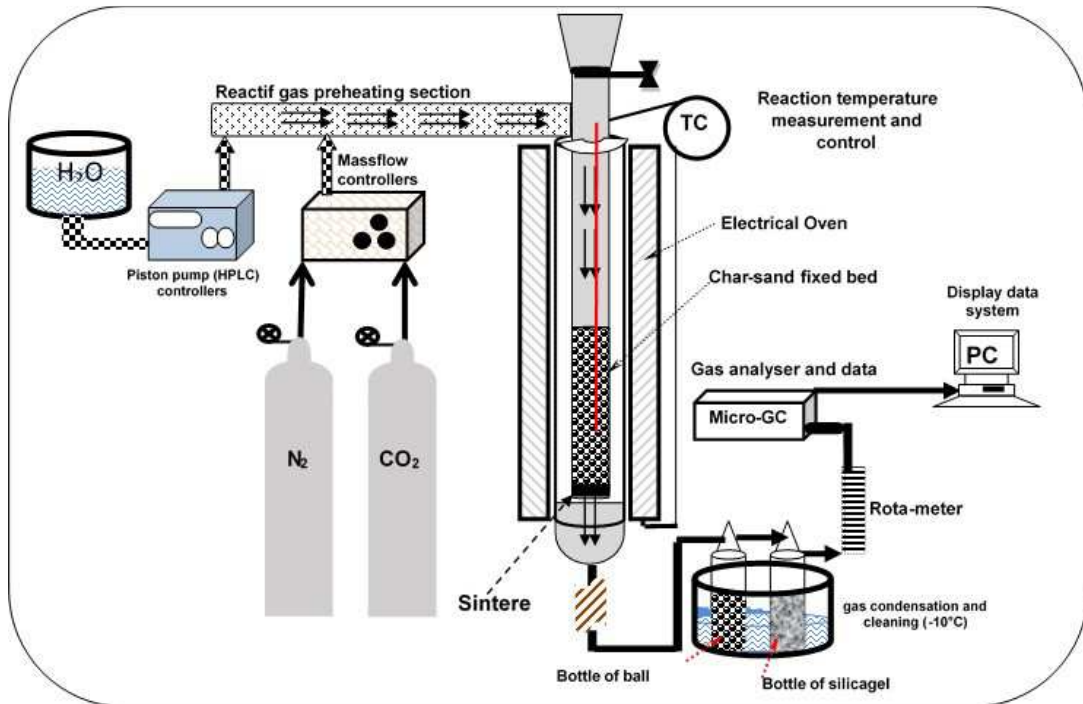


Figure 1: Simplified representation of the fixed bed reactor

99  
100

101 The results are presented with uncertainties in experimental parameters to illustrate the repeatability of the  
 102 tests obtained on gasification. From the comparison of the results from four trials (figures and tables), we can  
 103 see that, a weak dispersion (error bars of 2-7%) is obtained according to the sample. This dispersion remains  
 104 rather low for cashew shells, and palm shell char between 0 and 5%. However, for peanut shell chars, the  
 105 observed experimental errors become more significant (3-7%). These errors can be caused by:

- 106 • uncertainties related to temperature fluctuations during gasification tests; they are greater for lower  
 107 temperature (950 °C) ;
- 108 • uncertainties on measuring instruments (flow meters, balances, micro-GC...).

### 109 3. Results and discussions

110 The gasification char experiments were investigated at different conditions in a fixed-bed reactor. The results  
 111 of char conversion rate are obtained by the following equation:

$$112 \quad X_i = \frac{m_0 - m_{i+1}}{m_0 - m_{ash}} \quad (1)$$

113 where,  $m_0$ : initial mass,  $m_{i+1}$ : the mass of the sample at time t,  $m_{ash}$ : the mass of ash remaining in the reactor.  
 114 The effect of the main operation variables such as temperature, particle size and type of the char used on the  
 115 gasification process was studied, by evaluating and comparing the char kinetic conversion.

116 The char conversion, X, (equation 1) was defined as the total carbon contained in the produced gas (CO, H<sub>2</sub>  
 117 and CH<sub>4</sub>), with respect to the total carbon contained in the char's fixed bed. The amount of gas generated  
 118 during gasification tests was calculated from nitrogen balance, since the amount of nitrogen fed in and the  
 119 composition of nitrogen evolved are known.

120 In order to quantify the gasification reactivity of char sample, the isothermal half-reaction index  $R_{0.5}$  reported  
 121 by [3] was used.

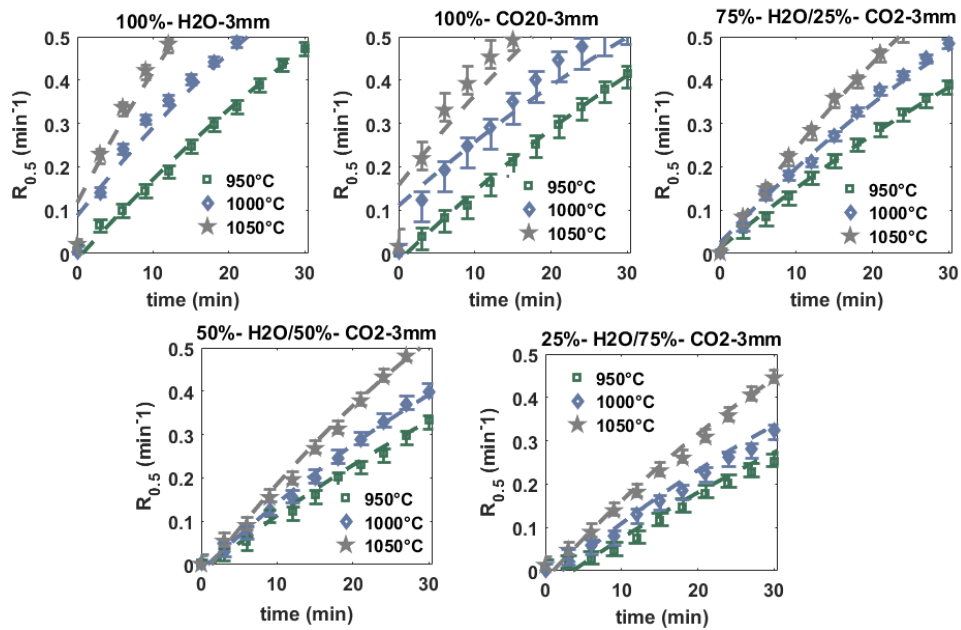
$$122 \quad R_{0.5} = \frac{X_{0-0.5}}{t_{0-0.5}} \quad (2)$$

123 where,  $X_{0-0.5}$  is char conversion data variation denoted by X = 0 to X = 0.5 and  $t_{0-0.5}$  denotes the time required  
 124 to reach a char conversion of X=0 to 50. So, the results obtained of the half reaction index (equation 2), are  
 125 used to interpret the effect of temperature on char conversion.

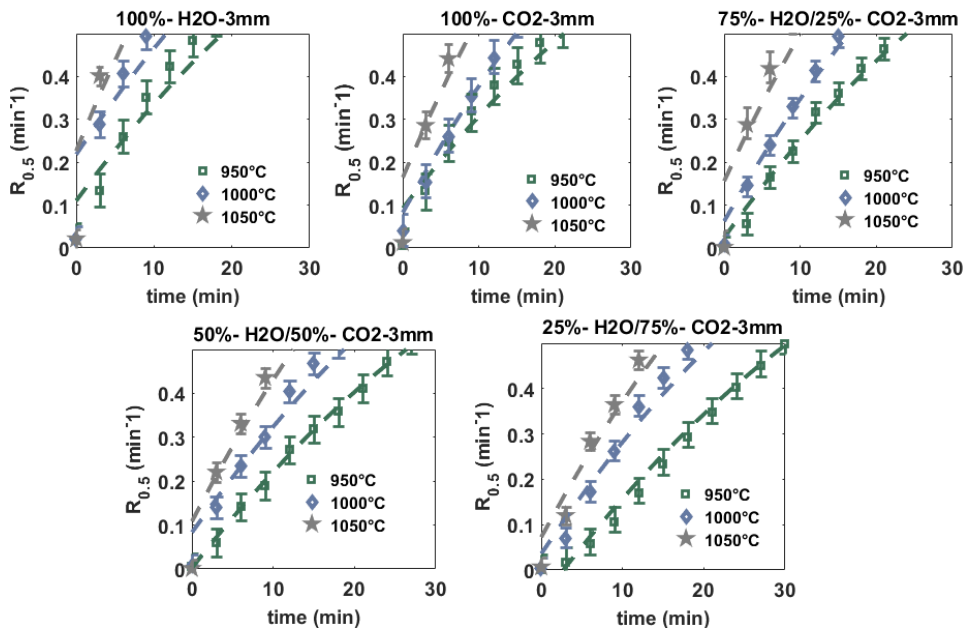
#### 126 3.1. Effect of temperature on the rate of carbon conversion

127 The gasification tests were carried out on chars of palm shell, peanut shell and cashew shell at temperature  
 128 range of 950 °C-1050 °C. The results obtained using equation 2 shows the effects of temperature during char

129 gasification with steam and/or CO<sub>2</sub>, for particle size 3000 μm are shown in figure (2, 3 and 4). Figure (2, 3 and  
 130 4) show the char index R<sub>0.5</sub> as a function of gasification time at different temperatures for the particles size of  
 131 3000 μm. Char conversion is from the accumulated amount of carbon released as gaseous products including  
 132 CO, CH<sub>4</sub> through the heat up and steams with char gasification, divided by the total amount of carbon in the  
 133 fed char. Figures (2, 3 and 4) show that, the chars are sensitive to temperature variations, where an increase  
 134 in temperature results in an enhancement in reactivity of carbon. We can see in these figures that the  
 135 tendency of the half-reaction index obtained from 1050 °C is above that of 1000 °C. And the half-reaction  
 136 index at 1000 °C is greater than that at 950 °C. The influence of gasification temperature on char kinetic  
 137 conversion is very important, since all of steps of the char-CO<sub>2</sub>, and/or char-steam reactions for syngas  
 138 production are temperature dependent.  
 139 The amount of volatile matter, which is cracked from the solid, is a function of temperature. Several authors  
 140 show that higher temperatures favor the production of syngas, such as [10-14] in their respective studies.



141  
 142 *Figure 2: Effect of the temperature on the palm shell char reactivity*



143  
 144  
 145 *Figure 3: Effect of the temperature on the cashew nut shell char reactivity*

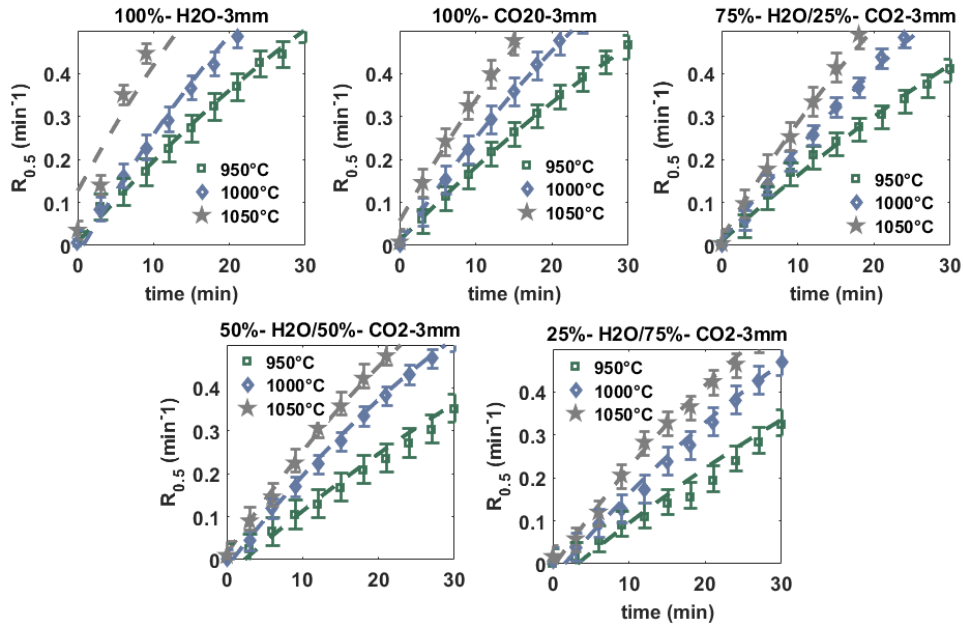


Figure 4: Effect of the temperature on the cashew nut shell char reactivity

146  
147

148 This effect can be explained by the principle of Le Chatelier: that the products formed during the endothermic  
149 reaction are favored at high temperature. This result supports the choice of kinetic basing on activation energy  
150 used the models (volumetric reaction model, shrinking core model and random pore model). The models can  
151 be used to predict the conversion of the biomass char gasification and optimize the design and operation of  
152 the gasified [1]. Thus, some known kinetic models adapted to char gasification are listed below.

153 The volumetric reaction model (VRM) does not consider the structural changes of the char during gasification,  
154 assuming that the gasifying agents react with char at all active sites, which are uniformly distributed on both  
155 outside and inside surface particle [15]. The rate expression is thus given by:

$$\frac{dX}{dt} = k_{VRM}(1 - X) \quad (3)$$

$$\ln(1 - X) = k_{VRM}t \pm ct \quad (4)$$

156 where,  $k_{VRM}$  is rate constant corresponding at VRM and  $X$  is a char rate conversion.

157 This equation represents the physical and chemical profiles of the sample and several models represented it.  
158 Nevertheless, the profile of the conversion of carbon is a tendency of the Arrhenius equation.

$$k_{VRM} = k_0 \exp\left(-\frac{E_a}{RT}\right) \quad (5)$$

159 Equation (4) can be further transformed as:

$$\ln(k_{VRM}) = \ln(k_0) - \frac{E_a}{RT} \quad (6)$$

160 where,  $k_0$ ,  $E_a$ ,  $R$ , and  $T$  are the pre-exponential, activation energy, universal gas constant, and the  
161 experimental temperature, respectively. In this expression  $E_a$  the activation energy, i.e. the energy that sample  
162 particle must acquire to be able to react. We note that  $\ln(k_{VRM})$  is the logarithmic of the  $k$  corresponding to the  
163 VRM.

164 The shrinking core model (SCM) considers that the gasifying agents react on the surface of nonporous grains  
165 or in pore surfaces within the solid [15]. According to different assumptions, the reaction rates in the regime of  
166 chemical control can be expressed as:

$$\frac{dX}{dt} = k_{SCM}(1 - X)^{2/3} \quad (7)$$

$$3 \times (1 - X)^{1/3} = k_{SCM}t \pm ct \quad (8)$$

167 This model is able to predict a maximum for the reactivity as the reaction proceeds, as it considers the  
 168 competing effects of pore growth during the initial stages of gasification, and the destruction of the pores due  
 169 to the coalescence of neighboring pores during the reaction. The random pore model (RPM) can describe the  
 170 behaviours of the systems, where the reactivity shows a maximum at the conversion levels of  $x < 0.3$  or  
 171 indicates a steady decrease with the increase of conversion.

$$\frac{dX}{dt} = k_{RPM}(1-X)\sqrt{(1-\psi \ln(1-X))} \quad (9)$$

$$\left(\frac{2}{\psi}\right)\left[\sqrt{(1-\psi \ln(1-X))}-1\right] = k_{RPM}t \pm ct \quad (10)$$

172 Some modification is made by introducing a new expression when equation (10) is multiplied by  $(\psi^2/4)$ , the  
 173 following was obtained:

$$\left(\frac{\psi}{2}\right)\left[\sqrt{(1-\psi \ln(1-X))}-1\right] = k_{RPM}t \pm ct \quad (11)$$

$$\psi = \frac{2}{2 \ln(1 - X_{\max}) + 1} \quad (12)$$

176 According to (Liu *et al.* [16], the values obtained for  $\Psi_0$  with eight chars are in a range of 2.2–7.7. We applied  
 177 a mean of  $\Psi_0=4.6$  in carbon burnout kinetics gasification for all char types. Thus, we have in our studies a  
 178 mean of  $X_{\max}$  of peanut shell char equal 0.153, of  $X_{\max}$  of cashew nut shell char equal to 0.154, and a mean of  
 179  $X_{\max}$  for palm shell char equal to 0.144. These values are used to calculate the dimensionless parameter ( $\Psi$ )  
 180 of each char.

181 The value of parameter ( $\Psi$ ) is mainly dependent on the type of the solid fuel and the char formation condition.  
 182 Additionally, the structural parameter can be calculated by means of maximal conversion degree of solid,  $X_{\max}$ ,  
 183 for which maximal reaction rate is observed. From these results, the dimensionless parameter ( $\Psi$ ) for cashew  
 184 nut shell char, for palm shell char and for peanut shell char, was equal to  $\Psi_1 = 3.001$ ;  $\Psi_2 = 2.900$ , and  $\Psi_3 =$   
 185 3.000, respectively. For many reactions, and particularly elementary reactions, the rate expression can be  
 186 written as a product of a chemical and structural composition of sample dependent. In the suite, the results  
 187 obtained with these models, are used to study the kinetics of sample structure evolution and the effect of  
 188 mixture volume composition of the reactant.

### 189 3.2. Effect of sample structural evolution on the kinetics conversion

190 For the purpose of studying the effect of the sample nature on conversion kinetics during gasification, the  
 191 gasification tests were carried out under the same experimental conditions. Then, the results of the  
 192 comparative study of the conversion kinetics of palm, cashew and peanut shells chars are represented in  
 193 figure 5. We note  $\ln(kVRM)$ ,  $\ln(kRPM)$  and  $\ln(kSCM)$  were respectively the logarithmic of the k corresponding  
 194 to the VRM, RPM and SCM. It is clear that the regression lines of the kinetic parameters of the plots follow  
 195 well the evolution of the Arrhenius equation. We can see in this figure 5, that the coefficient of the trend of the  
 196 cashew char is smaller than that of the peanut shell. On the latter we obtain a smaller slope, in comparison to

197 the coefficient for the palm shell char. Since, the slope of the equation used corresponds to  $(-E_a/R)$ , with R  
 198 the perfect gas constant; the activation energy ( $E_a$ ) obtained from the cashew nut shell char is smaller than the  
 199 one obtained from the peanut shell char, and the latter one in turn has a smaller  $E_a$  than that of the palm shell  
 200 char. Starting from the remarks made by [17], we can conclude that the cashew nut shell char is more reactive  
 201 than the peanut shell char, which is in turn more reactive than the palm shell char. This effect could be due to  
 202 the different reasons of these chars composition. The characteristics of the char that affected the reaction rate  
 203 are essentially: the structural properties, which include the surface area and porosity, the intrinsic reactivity,  
 204 depending on the surface chemistry and catalytic effect of the ash compounds. The latter conclusion may also  
 205 be due to the char pores as the structure opens, which allows the gasifying reagent greater contact with the  
 206 char carbon, and which increases the kinetic char conversion.



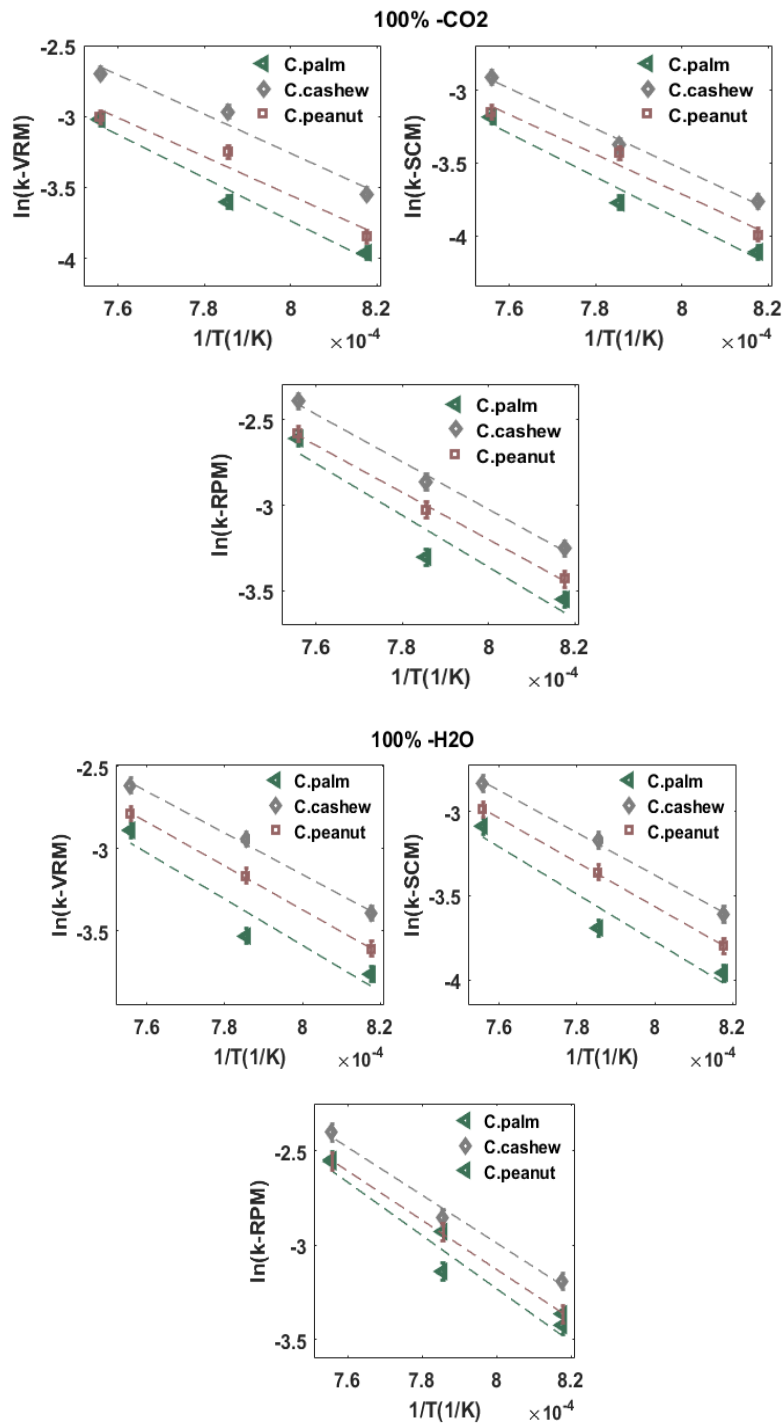


Figure 5: Reactivity of the three chars plot of  $\ln(k)$  depends on  $(1/T)$

207

208  
209

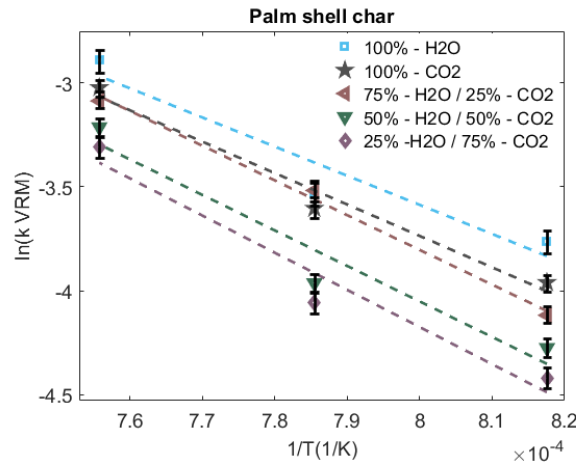
210 Moreover, the following remarks may be the reasons for the difference noted on the conversion kinetics of our  
211 samples:

- 212 ➤ the strong presence of ash (on average 2.64 g) in the case of the peanut shell char; these ashes are  
213 0.43 g for the cashew shell char and 0.35 g for the palm shell char;
- 214 ➤ the density of the cashew shell char is lower (0.39 kg/L) than that of the palm shell char (0.69 kg/L).  
215 Thus, on the basis of the thermal diffusivity equation (which is a function of the density), we can, as a  
216 first approximation, say that the cashew shell char will have a faster conversion speed than that of  
217 the palm shell char.

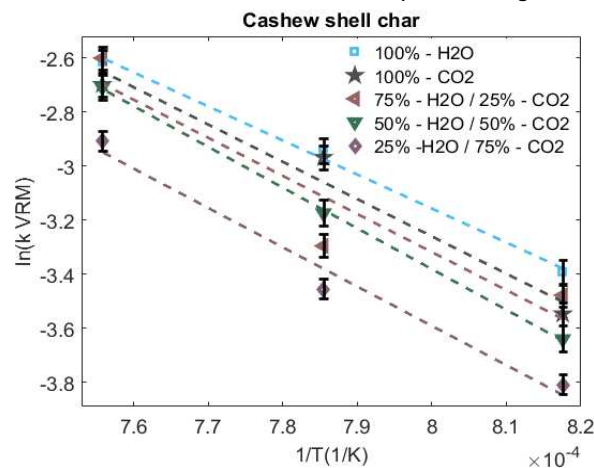
218 The palm shell has a harder structure, more resistant than the others samples (cashew shell, and peanut  
 219 shell). This latter can contribute to the resistance of its char with respect to heat transfer and therefore low  
 220 reactivity of the peanut. The remarks made in our study can be well correlated with the remarks of [18], which  
 221 show that during the gasification tests of beech wood and maritime pine, the pine (soft wood) was more  
 222 reactive than beech (hard wood). The char samples were extremely different in the gasification reactivity,  
 223 although these chars were derived from the biomass main composition. The difference in the gasification  
 224 reactivity clearly indicated that the mineral matter inherent in main compositions of biomass, have a strong  
 225 activity for the char gasification, consistent with the relative abundance at the ash chemical composition.

226 **3.3. Effect of the volume composition of the mixture of the reactant on the char kinetics**  
 227 **conversion**

228 To study the influence of the nature of gaseous reactants on reactivity, we carried out gasification tests of the  
 229 char samples resulting from the pyrolysis of the different biomasses under H<sub>2</sub>O (steam), CO<sub>2</sub> or under  
 230 CO<sub>2</sub>/steam mixtures in the following proportions: 75% / 25%, 50% / 50% and 25% / 75%. The plots obtained  
 231 from these tests are grouped together in figures 6, 7 and 8 respectively for the palm, cashew, and peanut shell  
 232 chars. From the results of  $\ln(k_{VRM})$  as a function of  $(1/T)$  for different proportions of reactive gases, we can see  
 233 that we obtain a better reactivity of the chars samples with the steam compared with CO<sub>2</sub> and this whatever  
 234 biomass used. It can also be seen that these chars are less reactive with the mixtures (CO<sub>2</sub>/H<sub>2</sub>O) than when  
 235 these reagents (H<sub>2</sub>O or pure CO<sub>2</sub>) are used separately, and that this reactivity increases with the increase in  
 236 the proportion of steam in the mixture. The competition between the H<sub>2</sub>O and CO<sub>2</sub> for the active sites during  
 237 gasification remains a controversial issue in the literature.



238  
 239 Figure 6:  $\ln(k_{VRM})$  as a function of  $1/T$  in the case of the char palm shell gasification under five atmospheres



240  
 241 Figure 7:  $\ln(k_{VRM})$  as a function of  $1/T$  in the case of the char cashew shell gasification under five  
 242 atmospheres

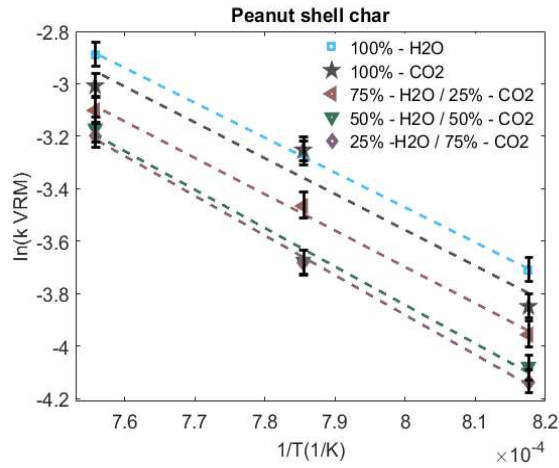


Figure 8:  $\ln(k_{VRM})$  as a function of  $1/T$  in the case of the char peanut shell gasification under five atmospheres

243  
244  
245  
246

Table 2: The kinetic parameters

Models	$E_a$ (kJ.mol <sup>-1</sup> )	A (min <sup>-1</sup> ) x E <sup>+3</sup>	R <sup>2</sup>	Reactifs	Samples
VRM	116.80±0.023	2.08±0.023	0.919±0.023	H <sub>2</sub> O	Peanut Shell char
SCM	116.07±0.031	1.71±0.031	0.951±0.031		
RPM	117.53±0.035	3.19±0.035	0.942±0.035		
VRM	126.00±0.051	4.36±0.051	0.975±0.051	CO <sub>2</sub>	
SCM	124.44±0.040	3.20±0.040	0.968±0.040		
RPM	125.80±0.023	6.22±0.023	0.918±0.023		
VRM	139.30±0.045	14.62±0.045	0.995±0.045	H <sub>2</sub> O/ CO <sub>2</sub> -75/25	
SCM	138.69±0.052	12.92±0.052	0.998±0.052		
RPM	139.23±0.051	21.83±0.051	0.994±0.051		
VRM	142.42±0.034	15.39±0.034	0.936±0.034	H <sub>2</sub> O/ CO <sub>2</sub> -50/50	
SCM	141.37±0.025	13.85±0.025	0.951±0.025		
RPM	142.21±0.024	22.88±0.024	0.997±0.024		
VRM	148.96±0.037	25.54±0.037	0.952±0.037	H <sub>2</sub> O/ CO <sub>2</sub> -25/75	
SCM	147.28±0.043	22.58±0.043	0.988±0.043		
RPM	149.59±0.026	46.32±0.026	0.955±0.026		
VRM	104.81±0.030	1.01±0.030	0.995±0.030	H <sub>2</sub> O	Cashew nut Shell char
SCM	103.45±0.027	0.78±0.027	0.997±0.027		
RPM	105.72±0.031	1.31±0.031	0.989±0.031		
VRM	114.84±0.018	2.39±0.018	0.975±0.018	CO <sub>2</sub>	
SCM	115.31±0.012	1.89±0.012	0.968±0.012		
RPM	115.44±0.028	3.22±0.028	0.918±0.028		
VRM	117.26±0.036	2.85±0.036	0.884±0.036	H <sub>2</sub> O/ CO <sub>2</sub> -75/25	
SCM	116.96±0.057	2.40±0.057	0.949±0.057		
RPM	117.54±0.050	4.51±0.050	0.989±0.050		
VRM	121.04±0.042	3.12±0.042	0.979±0.042	H <sub>2</sub> O/ CO <sub>2</sub> -50/50	
SCM	120.99±0.008	2.30±0.008	0.923±0.008		
RPM	121.38±0.009	3.94±0.009	0.913±0.009		
VRM	125.47±0.011	5.90±0.011	0.999±0.011	H <sub>2</sub> O/ CO <sub>2</sub> -25/75	
SCM	124.37±0.024	4.87±0.024	0.999±0.024		
RPM	125.68±0.037	8.97±0.037	0.989±0.037		
VRM	110.63±0.054	1.29±0.054	0.999±0.054	H <sub>2</sub> O	Peanut Shell char
SCM	109.28±0.048	0.94±0.048	0.999±0.048		
RPM	109.80±0.036	1.52±0.036	0.999±0.036		
VRM	113.70±0.050	1.70±0.050	0.955±0.050	CO <sub>2</sub>	
SCM	112.91±0.046	1.40±0.046	0.973±0.046		
RPM	114.38±0.047	2.44±0.047	0.998±0.047		
VRM	115.25±0.047	1.61±0.047	0.996±0.047	H <sub>2</sub> O/ CO <sub>2</sub> -75/25	
SCM	114.65±0.039	1.34±0.039	0.984±0.039		
RPM	115.40±0.054	2.21±0.054	0.995±0.054		
VRM	121.92±0.039	2.64±0.039	0.992±0.039	H <sub>2</sub> O/ CO <sub>2</sub> -50/50	
SCM	120.41±0.053	1.98±0.053	0.992±0.053		
RPM	121.67±0.061	3.97±0.061	0.991±0.061		
VRM	125.92±0.050	3.74±0.050	0.998±0.050	H <sub>2</sub> O/ CO <sub>2</sub> -25/75	
SCM	124.59±0.048	3.26±0.048	0.995±0.048		
RPM	125.92±0.038	5.97±0.038	0.997±0.038		

247 Thus, these results could be explained by a CO<sub>2</sub> inhibiting effect on the reactivity of the char in the presence  
248 of water vapor.

249 On the other hand, several others [2,19,20] highlight, as in our case, the reasons for the effect of the  
250 conversion kinetics of the char under mixture of steam and / or CO<sub>2</sub>.

251 Thus, in this same sense, the authors [2,19-21], estimate that conversion kinetics under carbon dioxide is  
252 about 2-5 times slower than that with water vapor. These show that steam and carbon dioxide affect the  
253 structure of the char differently during gasification. Umemoto *et al.* [21] go further by introducing the effect of  
254 the size of H<sub>2</sub>O molecules, and CO<sub>2</sub>, and explain that CO<sub>2</sub> does not diffuse small pores while the H<sub>2</sub>O diffuses  
255 them [22]. These are in agreement with the conclusion of [22], that the different from the dominating effects of  
256 H<sub>2</sub>O, CO<sub>2</sub> plays an increasingly more crucial role in the char structural changes during gasification step. And  
257 this could therefore be a reason that impacts the reactivity of chars for CO<sub>2</sub>-rich mixtures. Moreover, this can  
258 also be explained by the inhibitory effect of CO on the production of H<sub>2</sub> advocated by [4].

259 The kinetic conversion of char gasification follows the order: pure H<sub>2</sub>O (fastest) > pure CO<sub>2</sub> > CO<sub>2</sub> / H<sub>2</sub>O  
260 mixture (slowest). The relationship between ln(k<sub>VRM</sub>) or ln(k<sub>SCM</sub>) and ln(k<sub>RPM</sub>) models vs (1/T) considering  
261 structural changes of the char reaction as the rate-controlling step is shown in figures (6, 7 and 8). If a linear  
262 regression is for every point in figures (6, 7 and 8), then, according to Eq. (6), the average apparent activation  
263 energy and pre-exponential factor of steam and/or CO<sub>2</sub> gasification of palm, cashew, and peanut shell chars  
264 are calculated by the slope and intercept of the fitting straight-line. The values are shown in Table 2.

265 All values of activation energy of SCM for sample were much smaller than the corresponding values of VRM  
266 and RPM. It can be seen that the values of activation energy obtained with three models are almost varied for  
267 each char, and only a slightly lower value of E<sub>a</sub> was obtained for the cashew shell char. With the SCM model,  
268 the porosity of the particle remains constant and the particle size decreases with coke conversion [11]. Thus,  
269 the RPM model is used, because its description of the reaction of the solid is based on the assumption of  
270 reactivity occurring with pore size variation. In addition, the VRM model is used to describe the chemical  
271 evolution of coke particle conversion [18]. Thus the difference noted by the kinetic parameters obtained from  
272 these three models teaches the influence of pores, of the chemical conversion and particle size on the sample  
273 conversion kinetics. As shown in Table 2 the experimental results obtained on cashew shell char, are in  
274 agreement with those reported by [12], who also have determined the kinetic parameters of peanut shell char,  
275 and they obtained values of 103.45- 125.68 kJ/mol. The activation energy values obtained for palm shell char  
276 are slightly similar to those reported by [23], who obtained values of 116.07 - 149.59 kJ/mol according to the  
277 different gasification conditions. The activation energy obtained for the cashew nut shells char gasification is  
278 comprised between 103.45- 125.68 kJ/mol, as a function of gasifying agents.

### 279 3.4. Effect of temperature and particle size on gas performance

280 In order to study the performance of our gases treated and in order to highlight the effect of temperature, and  
281 the particle size on the Lower Heating Values (LHV) gases the following correlation (13) of Xie *et al.* [14] was  
282 used.

$$283 \quad LHV = (30,0[CO] + 25,7[H_2] + 85,4[CH_4] + 15,13[C_nH_m]) \left( \frac{4,2}{1000} \right) MJ/Nm^3 \quad (13)$$

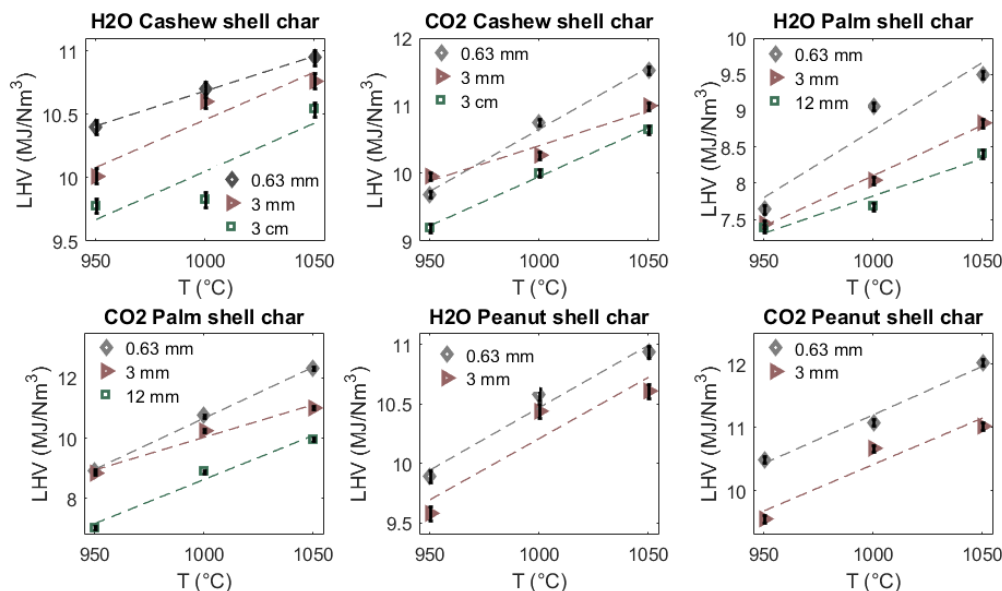
284 where, [CO], [H<sub>2</sub>], [CH<sub>4</sub>], and [C<sub>n</sub>H<sub>m</sub>] the molar ratio of CO, H<sub>2</sub>, CH<sub>4</sub>, and C<sub>n</sub>H<sub>m</sub> in the produced gas  
285 respectively. According the equation (13), high CO, H<sub>2</sub>, and CH<sub>4</sub> content of hot reducing gases would be  
286 beneficial for the char gasification process [24]. Using this equation (13), maximum peaks were listed  
287 according to the experimental conditions and the type of sample. The trends in the results obtained from  
288 equation (13) were grouped in figure (9) giving the variation of the LHV of the gases produced as a function of  
289 the experimental conditions. The analysis of the results obtained, we can notice that the differences between  
290 the regression lines of the LHV values of the gases obtained at different particles sizes remain important. We  
291 can also see that the LHV of the gases are improved with the increase of the temperature and decrease when  
292 the char particles size increases; which is in perfect agreement with the conclusions of [5, 25]. Our results are  
293 in agreement with those of researchers [10,14, 26-28], who have also noticed that the temperature has a  
294 positive effect on the conversion of char.

295 The values of the lower heating value (LHV) of the gases obtained from our various tests vary from 9 to 12  
296 MJ/Nm<sup>3</sup> for gasification under CO<sub>2</sub>, and from 7 to 11 MJ/Nm<sup>3</sup> under water vapor, compared to the LHV of the  
297 natural gas which is 36 MJ/Nm<sup>3</sup>. Thus, in view of the composition of the gases and the value of the LHV of the  
298 gases recorded during the gasification of our various samples, we can conclude that these synthesis gases  
299 can be used for the production of electricity and/or heat. According to the following applications:

- 300 > our gases can be burned in a boiler for electricity generation using a steam turbine;
- 301 > they (our gases) can also be used in a gas turbine (TAG) or a gas engine, because, according to  
302 the Europe Environment and Energy Management Agency (ADEME), such gases must have a  
303 heating value greater than 4 MJ/Nm<sup>3</sup> to operate a TAG;

304  
305  
306  
307  
308

➤ always in the same motive and based on the study done by [29], working on the gasification of cashew nuts to supply a local food processing plant, with a fixed bed gasification system, and finding LHV of  $3.51 \text{ MJ/Nm}^3$ , we can promote use of our gases for the operation of an internal combustion engine. Moreover, according to ADEME this type of engine, is the most interesting in the use of gas producer gas.



309  
310

Figure 9: Gas PCI versus Temperature for Different Particle Sizes

311  
312  
313  
314  
315  
316  
317

However, the choice between an engine solution and a turbine is not obvious and there is no established rule. Thus, internal combustion engines are less demanding than gas turbines in terms of gas quality and are more efficient than single gas turbines. On the other hand, solutions in the combined cycle are much more competitive but obviously much more complex according to ADEME (2001). Then, in relation to our initial objective, we are able to advise the use of synthesis gas from the gasification of the char of palm shells, peanuts and cashew, for the supply of fuels of clay brick firing unit for the production of terracotta bricks.

#### 318 4. Conclusion

319  
320  
321

In this paper, several experimental data have been obtained on char gasification in fixed bed. Thus, gasification tests, mainly conducted on palm, peanut, and cashew nut shell char, give the following conclusions:

322  
323  
324  
325  
326  
327  
328  
329  
330  
331  
332  
333  
334

The gasification of the three samples under different atmospheres (100 % -H<sub>2</sub>O, 75 % -H<sub>2</sub>O / 25 % -CO<sub>2</sub>, 50 % -H<sub>2</sub>O / 50 % -CO<sub>2</sub>, 25 % -H<sub>2</sub>O / 75 % -CO<sub>2</sub>, and 100 % -CO<sub>2</sub>) and at different temperatures (950 - 1050 °C) enables to validate the results from the literature that clearly show the positive effect of temperature on char kinetics conversion. The activation energies obtained ranged between 110 - 126 kJ/mol for peanut shell, 104 - 125 kJ/mol for the cashew shell and 116 - 150 kJ/mol for the palm shell. The results using kinetics models indicated that char reactivity order was cashew nut shells (fastest) > peanut shell > palm shell (slowest). However, it is found in these tests that the kinetic conversion of char gasification reaction follows the order: pure H<sub>2</sub>O (fastest) > pure CO<sub>2</sub> > CO<sub>2</sub> / H<sub>2</sub>O mixture (slowest). And, the gasification, under mixed atmosphere of steam and carbon dioxide, showed that the reactivity of the different chars depend on the increase of volume composition of steam in the mixture. Furthermore, based on the quantity of these biomass residues and on the gas quality obtained (7 to 12 MJ/Nm<sup>3</sup>), it would be a great advantage for Senegal, which currently remains very dependent on fossil fuels and is facing a serious problem of power outages in production, and at the supply of electricity to users.

#### 335 Acknowledgements

336  
337

The authors wish to thank AUF (Agence Universitaire de la Francophonie) and the Senegalese government for their financial support this research work.

#### 338 References

339  
340  
341

[1] M. Zhai *et al.*, « Gasification characteristics of sawdust char at a high-temperature steam atmosphere », *Energy*, vol. 128, p. 509-518, 2017.  
[2] K. Jayaraman et I. Gokalp, « Effect of char generation method on steam , CO<sub>2</sub> and blended mixture

- gasification of high ash Turkish coals », *FUEL*, vol. 153, p. 320-327, 2015.
- [3] Y. Bai, Y. Wang, S. Zhu, L. Yan, F. Li, et K. Xie, « Synergistic effect between CO<sub>2</sub> and H<sub>2</sub>O on reactivity during coal chars gasification », *FUEL*, vol. 126, p. 1-7, 2014.
- [4] C. Chen, J. Wang, W. Liu, S. Zhang, et J. Yin, « Effect of pyrolysis conditions on the char gasification with mixtures of CO<sub>2</sub> and H<sub>2</sub>O », *Proc. Combust. Inst.*, vol. 34, n° 2, p. 2453-2460, 2013.
- [5] J. Fermoso *et al.*, « High-pressure co-gasification of coal with biomass and petroleum coke », *Fuel Process. Technol.*, vol. 90, n° 7-8, p. 926-932, 2009.
- [6] L. E. Taba, M. Faisal, W. Ashri, M. Wan, et M. H. Chakrabarti, « The effect of temperature on various parameters in coal, biomass and CO-gasification: A review », *Renew. Sustain. Energy Rev.*, vol. 16, n° 8, p. 5584-5596, 2012.
- [7] Z. Huang, J. Zhang, Y. Zhao, H. Zhang, et G. Yue, « Kinetic studies of char gasification by steam and CO<sub>2</sub> in the presence of H<sub>2</sub> and CO », *Fuel Process. Technol.*, vol. 91, n° 8, p. 843-847, 2010.
- [8] S. Nilsson, A. Gómez-barea, et P. Ollero, « Gasification of char from dried sewage sludge in fluidized bed: Reaction rate in mixtures of CO<sub>2</sub> and H<sub>2</sub>O », vol. 105, p. 764-768, 2013.
- [9] J. Tang, X. Wu, et J. Wang, « Kinetic study of steam gasification of two mineralogically different lignite chars: An active site / intermediate model », *FUEL*, vol. 141, p. 46-55, 2015.
- [10] H. Zhang, X. Guo, et Z. Zhu, « Effect of temperature on gasification performance and sodium transformation of Zhundong coal », *Fuel*, vol. 189, p. 301-311, 2017.
- [11] L.-G. Ndiaye, A. Diedhiou, A. Bensakhria, and O. Sock, « Comparison of the Gasification of Cashew Wood and Cashew nut Shells Chars with CO<sub>2</sub> and steam, Research Journal of Chemical Sciences, Vol. 6(9), pp. 11-18, 2016.
- [12] V. I. Kuprianov et P. Arromdee, « Bioresource Technology Combustion of peanut and tamarind shells in a conical fluidized-bed combustor: A comparative study », *Bioresour. Technol.*, vol. 140, p. 199-210, 2013.
- [13] A. Diedhiou, A. Bensakhria, L.-G. Ndiaye, A. Khelfa, et O. Sock, « Study of cashew nut shells Valorisation by gasification », *Chem. Eng. Trans.*, vol. 39, n° Special Issue, 2014.
- [14] Q. Xie, S. Kong, Y. Liu, et H. Zeng, « Bioresource Technology Syngas production by two-stage method of biomass catalytic pyrolysis and gasification », *Bioresour. Technol.*, p. 603-609, 2012.
- [15] Y. Zhang, M. Ashizawa, S. Kajitani, et K. Miura, « Proposal of a semi-empirical kinetic model to reconcile with gasification reactivity profiles of biomass chars », *Fuel*, vol. 87, p. 475-481, 2008.
- [16] G. S. Liu et S. Niksa, « Coal conversion submodels for design applications at elevated pressures. Part II. Char gasification », *Prog. Energy Combust. Sci.*, vol. 30, n° 6, p. 679-717, 2004.
- [17] A. N. Rollinson et M. K. Karmakar, « On the reactivity of various biomass species with CO<sub>2</sub> using a standardised methodology for fixed-bed gasification », *Chem. Eng. Sci.*, vol. 128, n° x, p. 82-91, 2015.
- [18] E. D. Ed, J. P. Tagutchou, M. G. Antonini, et C. F. Président, « par », n° Upr 42, 2008.
- [19] M. F. Irfan, M. R. Usman, et K. Kusakabe, « Coal gasification in CO<sub>2</sub> atmosphere and its kinetics since 1948: A brief review », *Energy*, vol. 36, n° 1, p. 12-40, 2011.
- [20] K. Jayaraman, I. Gokalp, E. Bonifaci, et N. Merlo, « Kinetics of steam and CO<sub>2</sub> gasification of high ash coal-char produced under various heating rates », *Fuel*, vol. 154, p. 370-379, 2015.
- [21] S. Umemoto, S. Kajitani, et S. Hara, « Modeling of coal char gasification in coexistence of CO<sub>2</sub> and H<sub>2</sub>O considering sharing of active sites », *Fuel*, vol. 103, p. 14-21, 2013.
- [22] T. Li *et al.*, « Effects of gasification temperature and atmosphere on char structural evolution and AAEM retention during the gasification of Loy Yang brown coal », *Fuel Process. Technol.*, vol. 159, p. 48-54, 2017.
- [23] P. Lahijani, Z. Alimuddin, A. Rahman, et M. Mohammadi, « Bioresource Technology Ash of palm empty fruit bunch as a natural catalyst for promoting the CO<sub>2</sub> gasification reactivity of biomass char », *Bioresour. Technol.*, vol. 132, p. 351-355, 2013.
- [24] H. Suopajarvi, E. Pongrácz, et T. Fabritius, « The potential of using biomass-based reducing agents in the blast furnace: A review of thermochemical conversion technologies and assessments related to sustainability », *Renew. Sustain. Energy Rev.*, vol. 25, p. 511-528, 2013.
- [25] S. Rodrigues, « ScienceDirect Influence of temperature on the on gasification of cork wastes Assessing the feasibility using the heat temperature function for a long-term district heat demand forecast », *Energy Procedia*, vol. 136, p. 127-132, 2017.
- [26] V. Wilk et H. Hofbauer, « Influence of fuel particle size on gasification in a dual fluidized bed steam gasifier », *Fuel Process. Technol.*, vol. 115, p. 139-151, 2013.
- [27] S. Coetzee, H. W. J. P. Neomagus, J. R. Bunt, et R. C. Everson, « Improved reactivity of large coal particles by K<sub>2</sub>CO<sub>3</sub> addition during steam gasification », *Fuel Process. Technol.*, vol. 114, p. 75-80, 2013.
- [28] G. Skodras, G. Nenes, et N. Zafeiriou, « Low rank coal e CO<sub>2</sub> gasification: Experimental study, analysis of the kinetic parameters by Weibull distribution and compensation effect », *Appl. Therm. Eng.*, vol. 74, p. 111-118, 2015.
- [29] N. Tippayawong, C. Chaichana, A. Promwangkwa, et P. Rerkkriangkrai, « Gasification of cashew nut shells for thermal application in local food processing factory », *Energy Sustain. Dev.*, vol. 15, n° 1, p. 69-72, 2011.