



HAL
open science

Distribution of zooplankton in relation to hydrodynamics and environmental factors in a coral reef lagoon under mining activities (New Caledonia)

Hadrien Roy, Juliette Renaux, Martine Rodier, Marc Pagano, David Varillon, L. Guilloux, Robert Arfi, C. Chevalier

► To cite this version:

Hadrien Roy, Juliette Renaux, Martine Rodier, Marc Pagano, David Varillon, et al.. Distribution of zooplankton in relation to hydrodynamics and environmental factors in a coral reef lagoon under mining activities (New Caledonia). 14th International Coral Reef society (2021), Jul 2021, Bremen, Germany. hal-03481763

HAL Id: hal-03481763

<https://hal.science/hal-03481763>

Submitted on 15 Dec 2021

HAL is a multi-disciplinary open access archive for the deposit and dissemination of scientific research documents, whether they are published or not. The documents may come from teaching and research institutions in France or abroad, or from public or private research centers.

L'archive ouverte pluridisciplinaire **HAL**, est destinée au dépôt et à la diffusion de documents scientifiques de niveau recherche, publiés ou non, émanant des établissements d'enseignement et de recherche français ou étrangers, des laboratoires publics ou privés.

Introduction

The reef-lagoon ecosystems of New Caledonia, considered as one of the main biodiversity hotspots in the world, is threatened by climate change and human pressure such as mining activities (Ni extraction) in the Koné Lagoon. To understand the effects of this mining activity, zooplankton, considered as a good indicator of water quality, was studied in relation to environmental characteristics before (2008 to 2010) and after (2018) the implementation of the mining complex (2010). In this study we analyze changes in zooplankton community structure and abundance in relation to changes in hydrodynamics, environmental characteristics (ie., turbidity, metals, nutrients) and food availability (chlorophyll).

Methods

Four campaigns results were used: CLAPP 1 and 5 (dry seasons 2008, 2010), CLAPP 2 (wet season 2009) and UECOCOT (wet season 2018). CLAPP sampling was performed in spring tide whereas UECOCOT sampling was split between spring tide (ST1 and 2) and neap tide (NT), ST1 occurring just after a strong rainy event.

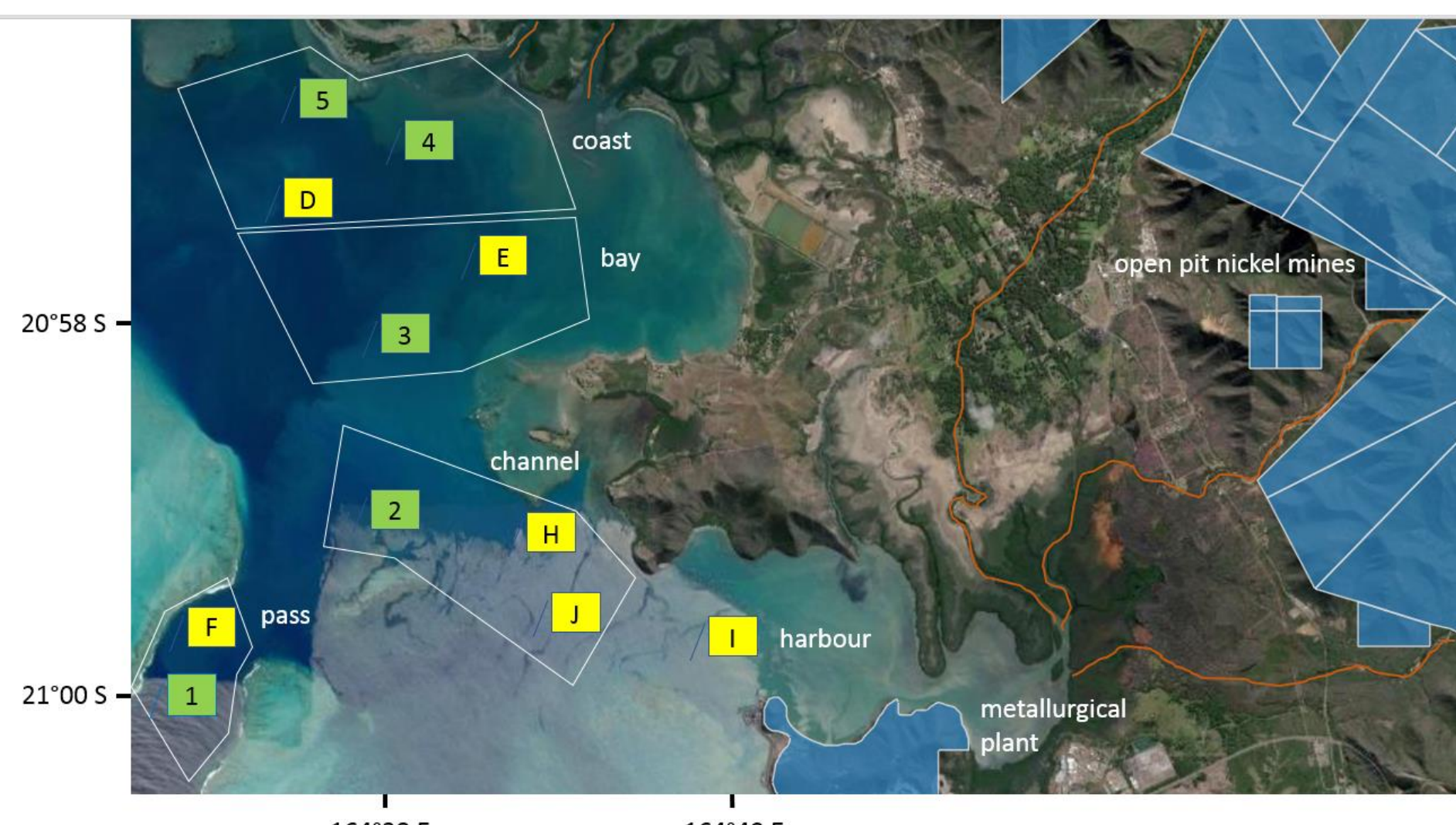


Fig 1 Koné lagoon and stations in 2008-2010 (green) and 2019 (yellow)

Salinity, temperature were recorded using CTD probes and nutrients and chlorophyll were collected with Niskin bottles at different depths (see Rodier et al., 2021). Metals data were obtained through DGT probes immersed for ~166 hours. Zooplankton was sampled with a 80µm mesh-size net and analyzed using a Zooscan (Gorsky et al., 2010) and ECOTAXA software (Picheral et al., 2017).

Results

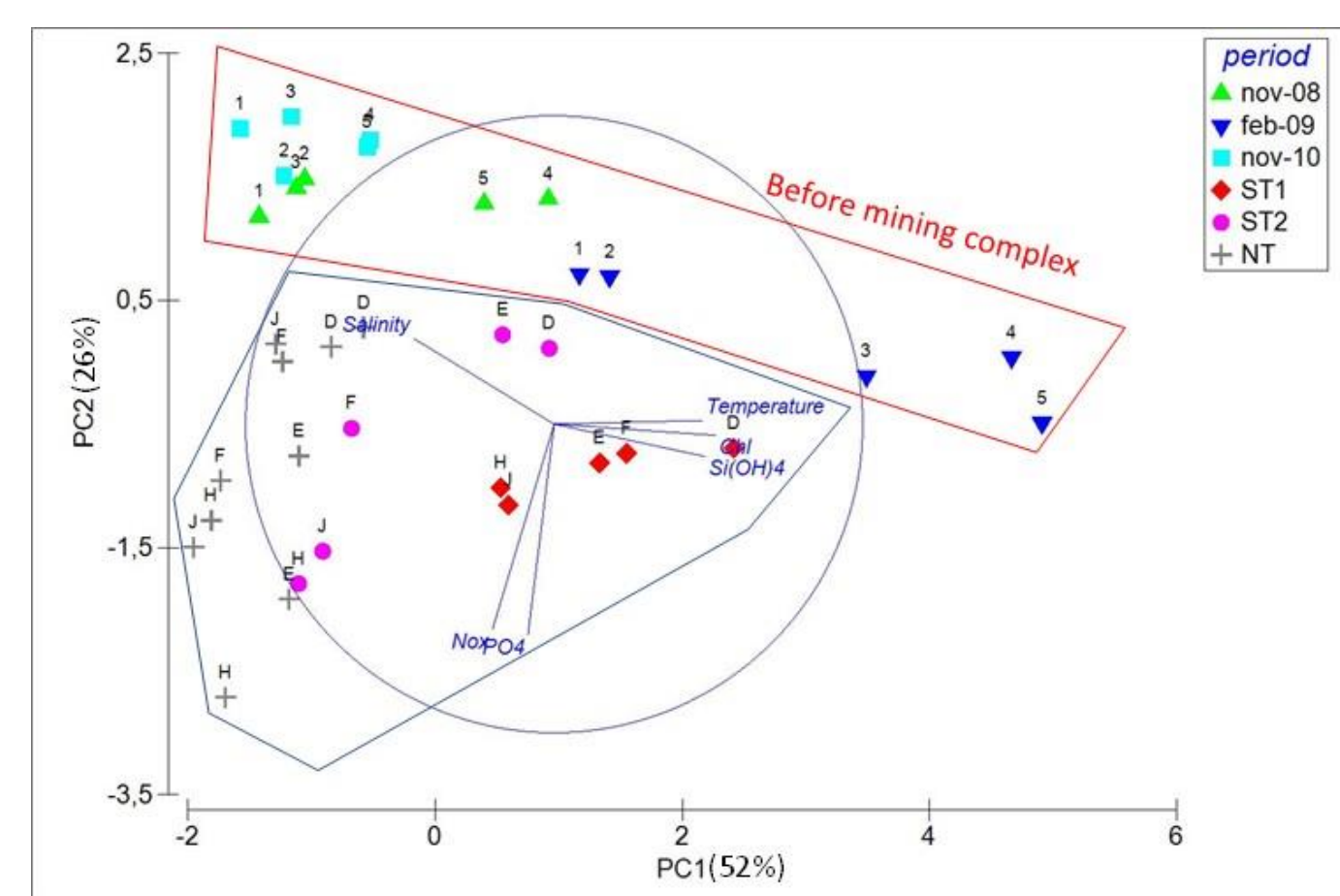


Fig 2. PCA on environmental variables (Primer 7 software)




Fig 3. Turbidity from remote sensing

-1st PCA axis (Fig. 2) shows clear variations between seasons in 2008 (dry vs rainy) and periods in 2018 (ST1 after the strong rainy event vs ST2 and NT). In both situations, terrigenous inputs (runoff, rivers) were associated with low salinity and high silicate and Chla.

-2nd axis opposed the conditions before and during the mining activity with higher N-P nutrients in 2018.

Table 1. Metal concentrations (ng L⁻¹) in 2018

	Al	Ni	Fe	Co	Mn	Ag	Cu	Zn	Pb
Harbour	4890	1470	12440	95	860	0.7	45	850	9
Channel	990	280	880	25	200	0.8	24	840	6
Pass	1160	260	1530	42	310	1.8	91	2230	51
Bay	2940	550	4490	55	560	1.06	50	1100	9

- Turbidity strongly increased between 2009 and 2018, near the plant and in the northern part of the lagoon except in the bay (Fig 3).

- Metal concentrations in 2018 were up to 6-fold higher in the harbor than elsewhere for Ni and up to 20-fold for Fe (Table 1). Highest concentrations of Ag, Cu, Zn and Pb were recorded in the pass.

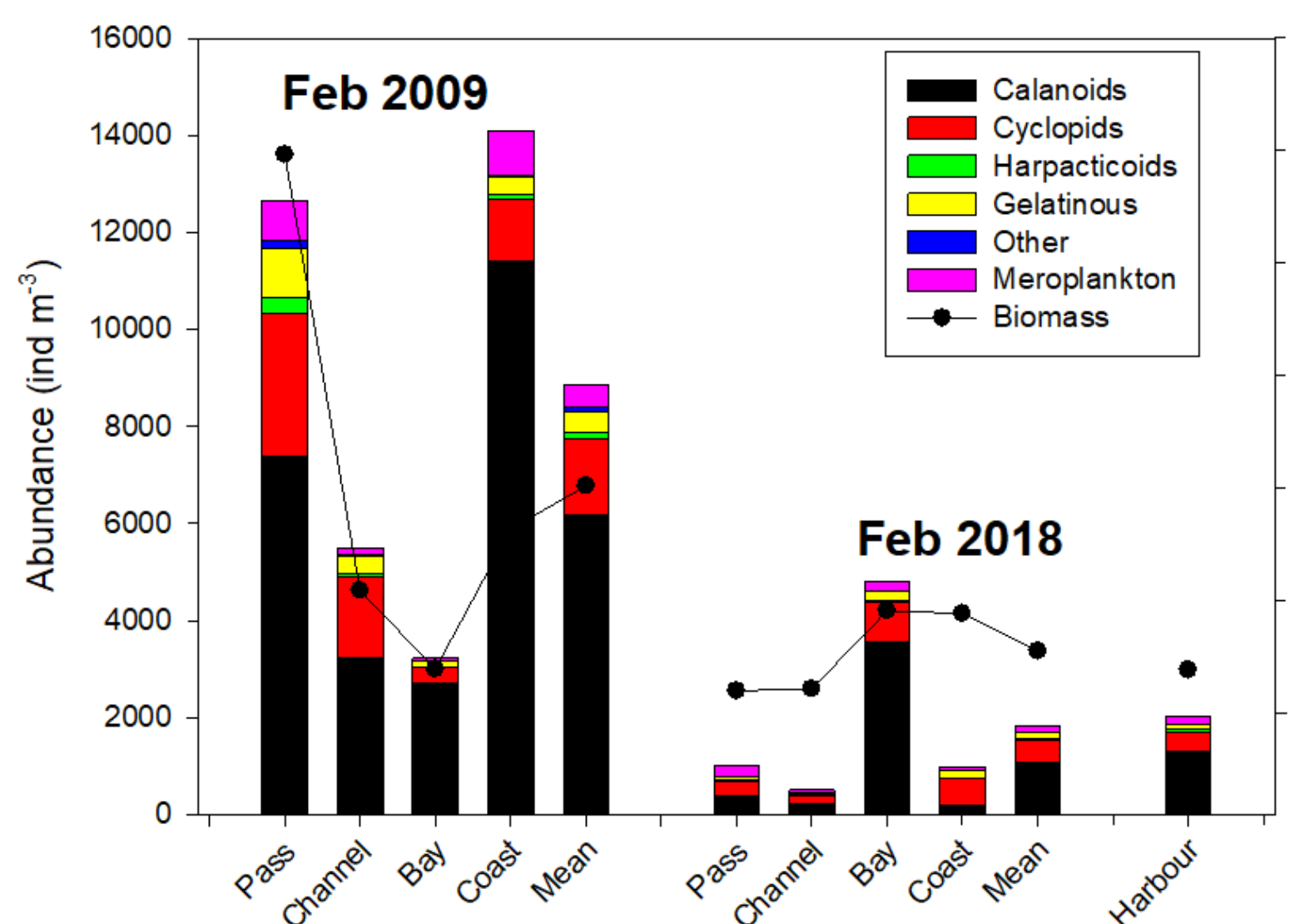


Fig 4. Zooplankton abundance and biomass. (Harbour not sampled in 2009).

- Zooplankton abundance and biomass declined strongly in 2018 compared to 2009 (x12 for abundance; x11 for biomass) except in the bay where a slight increase (ca. x2) was observed.

- Community was dominated by copepods followed by appendicularians, chaetognaths, crustacean and mollusk larvae.

- Taxonomic composition remained relatively stable, between periods except at the coast where calanoids were replaced by cycloids.

In 2018, the zooplankton abundance and biomass were comparable in the harbor and in the lagoon, but with lower diversity in the harbor (12 taxa instead of 16; ostracods, *Microsetella*, *Penilia* and *Copilia* being not recorded)

Discussion and conclusion

Following the implementation of the nickel plant we observed strong decrease of zooplankton biomass and abundance with changes in taxonomic composition. This decrease is not associated to a decrease of phytoplankton biomass despite increase of N-P nutrients, but it corresponds to an increase of turbidity and presumably of trace metals such as Ni and Fe linked to mining activity. Nevertheless, the bay area appeared less impacted due probably to changes of the hydrodynamics (see presentation by Laval et al.).

We can hypothesize that:

- ✓ N-P increase is more anthropogenic (development of urban pressure related to industrialization) than natural (no parallel increase of silicates).
- ✓ The non-increase of phytoplankton biomass despite higher nutrient status, may be due to turbidity-driven light attenuation.
- ✓ The decrease of zooplankton cannot be related to the decrease of food resource (stable Chla) but is probably due to the degradation of food quality: (i) mixing of organic with mineral particles, as suggested by turbidity (Kang, 2012) or (ii) changes in phytoplankton composition (with less edible species) associated to change in nutrients and trace metal composition (Gulati & Demott, 1997).
- ✓ Toxicity linked to metals may also have impacted phyto-and/or zooplankton communities (Jean et al, 2010 ; Coclet et al, 2017 and references herein).

These hypotheses will be tested during a campaign in 2022

References

Coclet et al (2017) Prog. Oceanogr.
 Gorsky, G. et al, (2010). Digital zooplankton image analysis using the ZooScan integrated system
 Guilati, R. and W. Demott (1997). Freshwater Biol. 38(3): 753-768.
 Jean, N., E. Dumont, et al. (2012). Mar. Environ. Res. 80: 12-26.
 Kang, H.-K. (2012). J. Plankton Res. 34(7): 626-635.
 Laval, L. et al (2021) comm. 14th International Coral Reef Symposium
 Picheral M, Colin S, Irisson J-O (2017). <http://ecotaxa.obs-vlfr.fr>.
 Rodier, M., Pinazo, C. et al. (2021). Mar. Poll. Bull. 167, 112352.