



HAL
open science

Description of a new species of *Hottentotta* Birula, 1908, from the Democratic Republic of the Congo (Scorpiones, Buthidae)

Eric Ythier, Gérard Dupré

► To cite this version:

Eric Ythier, Gérard Dupré. Description of a new species of *Hottentotta* Birula, 1908, from the Democratic Republic of the Congo (Scorpiones, Buthidae). *Faunitaxys*, 2021, 9 (5), pp.1-5. hal-03475479

HAL Id: hal-03475479

<https://hal.science/hal-03475479v1>

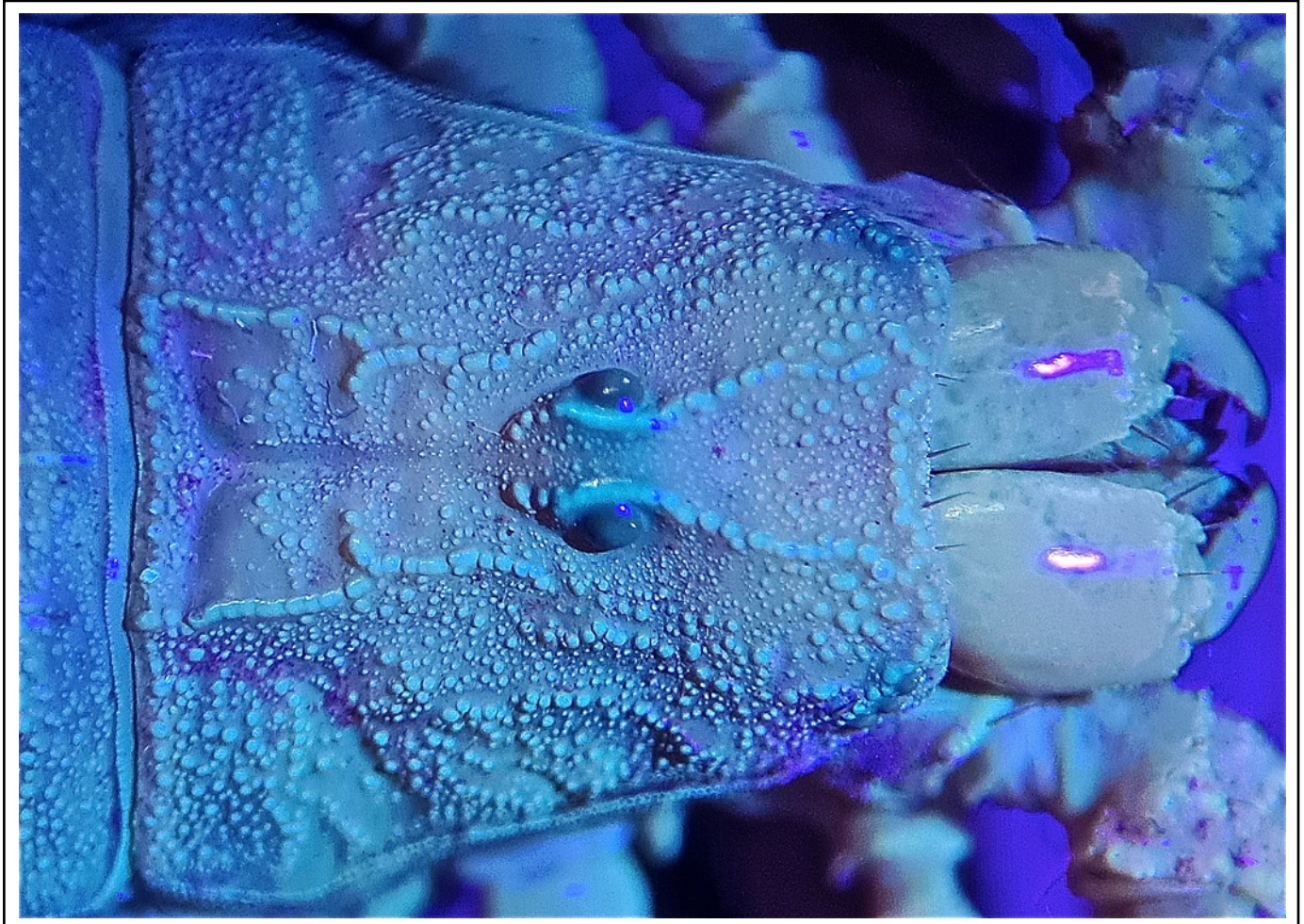
Submitted on 10 Dec 2021

HAL is a multi-disciplinary open access archive for the deposit and dissemination of scientific research documents, whether they are published or not. The documents may come from teaching and research institutions in France or abroad, or from public or private research centers.

L'archive ouverte pluridisciplinaire **HAL**, est destinée au dépôt et à la diffusion de documents scientifiques de niveau recherche, publiés ou non, émanant des établissements d'enseignement et de recherche français ou étrangers, des laboratoires publics ou privés.

Faunitaxys

*Revue de Faunistique, Taxonomie et Systématique
morphologique et moléculaire*



Volume 9
Numéro 5

Février 2021

ISSN : 2269 - 6016
Dépôt légal : Février 2021

Faunitaxys

*Revue de Faunistique, Taxonomie et Systématique
morphologique et moléculaire*

ZooBank : <http://zoobank.org/79A36B2E-F645-4F9A-AE2B-ED32CE6771CC>

Directeur de la publication, rédacteur, conception graphique et PAO:

Lionel Delaunay

Cette revue ne peut pas être vendue
Elle est distribuée par échange aux institutions (version papier)
et sur simple demande aux particuliers (format PDF)
à l'adresse suivante:

AFCFF

28, rue Voltaire, F- 42100 Saint Etienne

E-mail: lionel.delaunay@free.fr

Elle est disponible librement au téléchargement à partir du site:

<http://faunitaxys.fr/>

La parution de *Faunitaxys* est apériodique

Imprimée sur les presses de SPEED COPIE
6, rue Tréfilerie, F- 42100 Saint-Etienne

Imprimé le 12 février 2021

Description of a new species of *Hottentotta* Birula, 1908, from the Democratic Republic of the Congo (Scorpiones, Buthidae)

ERIC YTHIER (1) & GÉRARD DUPRÉ (2)

(1) SynTech Research, 613 route du Bois de Loyse, F-71570 La Chapelle-de-Guinchay, France. - eythier@syntechresearch.com

- ZooBank: <http://zoobank.org/06FD0852-A88E-49E5-B8E6-E1494B86C4E1>

(2) 26 rue Villebois Mareuil, F-94190 Villeneuve Saint Georges, France - gd.hadrurus@orange.fr

- ZooBank: <http://zoobank.org/B3DFB480-9253-4C7C-80EC-FCD7310DFD78>

Keywords:

Scorpiones;	new species;
Buthidae;	description;
<i>Hottentotta</i> ;	morphology;
<i>lacroixi</i> ;	Africa;
taxonomy;	Congo.

Abstract. – A new species belonging to the genus *Hottentotta* Birula, 1908 (Buthidae C. L. Koch, 1837) is described on the basis of three females and three males collected in Likasi, Katanga province, in the south of the Democratic Republic of the Congo. This new scorpion taxon represents the 56th known species of the genus *Hottentotta* and the 22nd reported from Africa.

Ythier E. & Dupré G., 2021. – Description of a new species of *Hottentotta* Birula, 1908, from the Democratic Republic of the Congo (Scorpiones, Buthidae). *Faunitaxys*, 9(5): 1 – 5.

ZooBank: <http://zoobank.org/B58E9C4E-93DC-4A0B-ADEFD-8B3B4C15A905>

Introduction

As already outlined in a previous publication (Lourenço & Ythier, 2006), in the middle of the 1940s, Vachon (1952) began a series of studies on the scorpions of North of Africa. One of his main preoccupations was to define the various groups within the family Buthidae. This led to the subdivision of what was then the genus *Buthus* Leach, 1815 into about 10 separate genera. One of the genera proposed by Vachon (1949) was *Buthotus*. This comprised the majority of species in the old subgenus *Hottentotta* Birula, 1908 (Vachon & Stockmann, 1968). Kraepelin (1891) however, was the first to distinguish a “*hottentotta* group” (species-group) within the genus *Buthus*. Most of the species within it were allied to *Buthus hottentotta* (Fabricius, 1787). Subsequently Birula (1908) created the subgenus *Hottentotta*, but Vachon (1949), without explanation, disregarded both *Hottentotta* Birula, 1908 and *Dasyscorpio* Pallary, 1938 and established a new name, *Buthotus*. *Hottentotta* is, however, a valid senior synonym for *Buthotus* and was re-established by Francke (1985). In their exhaustive study of the genus *Buthotus* (= *Hottentotta*), Vachon & Stockmann (1968) defined three lineages: Saharo-Sindian, African and Indian. Four sub-lineages were defined within the African lineage: a “western sub-equatorial” sub-lineage from Senegal up to the lake Chad, an “eastern sub-equatorial” sub-lineage from Somalia up to the lake Chad, a “southwestern” sub-lineage from Angola to South Africa and an “eastern” sub-lineage from Eritrea to South Africa. Based on its location and morphology, the new species described in the present note most likely belongs to the “eastern” sub-lineage. Until the present work, one *Hottentotta* species was usually reported from the Democratic Republic of the Congo: *H. trilineatus* (Peters, 1861), recorded from the south of the country (Upemba National Park; Roewer, 1952). This location is considered dubious for *H. trilineatus* and most probably concern the new species described here.

Material and methods

Illustrations and measurements were produced using a Wild M5 stereomicroscope with a drawing tube and an ocular micrometre. Map was made using Google Maps and Adobe Photoshop software. Measurements follow Stahnke (1970) and are given in mm. Trichobothrial notations follow Vachon (1974), morphological terminology mostly follows Vachon (1952) and Hjelle (1990), and chelicerae dentition follows Vachon (1963).

Specimens studied herein are deposited in the following collections:

- MHNL: Musée d’Histoire Naturelle de Lyon (Musée des Confluences), CCEC, Lyon, France;
- EYPC: Eric Ythier Private Collection, Romanèche-Thorins, France.

Taxonomy

Family **Buthidae** C. L. Koch, 1837

Genus ***Hottentotta*** Birula, 1908

Diagnosis for the genus. – Scorpions of small to large size with a total length ranging from 30 to 130 mm. Tergites I–VI with three carinae, tergite VII with 5 carinae. Sternum triangular, type 1 (Soleglad & Fet, 2003). Pectines with fulcra. Ventral surface of cheliceral fixed finger with two denticles. Trichobothrial pattern of type A, orthobothriotaxic; dorsal trichobothria of femur arranged in β (beta) configuration (Vachon, 1974, 1975). Chela manus with trichobothrium *db* usually located between *est* and *et*, or may be on level with trichobothrium *est*, rarely between *est* and *esb*. Pedipalp chela movable fingers with 11–16 longitudinal series of granules and 4–6 accessory granules next to the terminal denticle. Ventrolateral carinae of fifth metasomal segment with all granules more or less equal in size and never lobate. Telson without subaculear tooth. Legs III and IV with well-developed tibial spurs.

Composition of the genus *Hottentotta* in Africa (in order of description)

- *H. hottentotta* (Fabricius, 1787): Ascension Island (introduced), Benin, Burkina Faso, Cameroon, Chad, Congo, Côte d'Ivoire, Gambia, Guinea, Guinea-Bissau, Mali, Niger, Nigeria, Central African Republic, Senegal, Sierra Leone, Togo;
- *H. trilineatus* (Peters, 1861): Botswana, Ethiopia, Kenya, Mozambique, Somalia?, South Africa, Tanzania, Zambia, Zimbabwe;
- *H. minax* (L. Koch, 1875): Cameroon, Chad, Egypt, Eritrea, Ethiopia, Kenya, Libya, South Sudan, Sudan;
- *H. conspersus* (Thorell, 1876): Angola, Namibia;
- *H. socotrensis* (Pocock, 1889): Socotra;
- *H. polystictus* (Pocock, 1896): Djibouti, Eritrea, Ethiopia, Kenya?, Somalia, Somaliland, Tanzania?;
- *H. arenaceus* (Purcell, 1902): Namibia, South Africa;
- *H. franzwernerii* (Birula, 1914): Algeria, Morocco;
- *H. gentili* (Pallary, 1924): Algeria, Morocco;
- *H. niloticus* (Birula, 1928): Sudan;
- *H. fuscitruncus* (Caporiacco, 1936): Ethiopia?, Kenya?, Somalia, Tanzania?;
- *H. caboverdensis* Lourenço & Ythier, 2006: Cabo Verde;
- *H. mazuchi* Kovařík, 2013: Kenya;
- *H. trailini* Kovařík, 2013: Ethiopia;
- *H. ugandaensis* Kovařík, 2013: Uganda;
- *H. hoggarensis* Lourenço & Leguin, 2014: Algeria;
- *H. sousai* Turiel, 2014: Morocco;
- *H. gambelaensis* Kovařík, 2015: Ethiopia;
- *H. gibaensis* Kovařík, 2015: Ethiopia;
- *H. novaki* Kovařík, 2015: Ethiopia;
- *H. somalicus* Kovařík, 2018: Somalia.

***Hottentotta lacroixi* n. sp.**

(Fig. 1-10, Tab. 1-2)

ZooBank: <http://zoobank.org/7C50C2A2-BB6A-4D06-B082-386CC41C1202>

Buthus trilineatus (Peters, 1861): Roewer, 1952: 27; Fet & Lowe, 2000: 144.

Hottentotta trilineatus (Peters, 1861): Kovařík, 2007: 86.

Holotype, ♀, Democratic Republic of the Congo, Shaba (Katanga province), Likasi, *J.-B. Lacroix leg. (No. 196)*, 1993 (MHNL).

Paratypes (4 ex.)

- 1 ♂, Democratic Republic of the Congo, Shaba (Katanga Province), Likasi, *J.-B. Lacroix leg. (No. 196)*, 1993 (MHNL);
- 2 ♂, Democratic Republic of the Congo, Shaba (Katanga Province), Likasi, *J.-B. Lacroix leg. (No. 141)*, 1993, EY0260 (EYCP);
- 1 ♀, *idem*, EY0260 (EYCP); 1 juvenile ♀, *idem*, EY0260 (EYCP).

Comparative material examined

- *H. hottentotta*: Burkina Faso, 1 ♀, 8 juveniles, EY0069 (EYPC);
- *H. minax*: Kenya, 1 ♀, 1 ♂, EY0049 (EYPC);
- *H. polystictus*: Tanzania, 1 ♂, 1 juvenile ♂, EY0060 (EYPC);
- *H. trilineatus*: Tanzania, 1 ♂, EY0049 (EYPC), 1 ♂, EY0055 (EYPC), South Africa, Soutpansberg, 4 ♂, *J.-B. Lacroix leg. (No. 348)*, 1993, EY0327 (EYPC).

Diagnosis. – Species of small to moderate size when compared with the average size of the other species of the genus; total length of adult females 45.7–55.8 mm, adult males 46.4–55.2 mm (see measurements of ♀ holotype and one ♂ paratype in table 1). General coloration yellow to yellowish brown, without any darker pigmentation on body or appendages; chelicerae uniformly

yellowish without reticulation. Pectines with 22–24 teeth in females, 24–26 teeth in males. Metasomal segments with 10–10–10–10–5 carinae. Metasoma wide with metasomal segment I wider than long (length/width 0.85–0.88), segment II as wide as long or longer than wide (length/width 1.00–1.09), other segments longer than wide (length/width 1.13–1.17 in segment III, 1.29–1.37 in segment IV, 1.54–1.63 in segment V). Pedipalp femur with five complete granulated carinae. Pedipalp chela movable fingers with 14 longitudinal series of granules and 4 accessory granules next to the terminal denticle. Sexual dimorphism present with chela narrower in female (length/width 3.93–4.18, chela length/movable finger length 1.47–1.56) than in male (length/width 3.34–3.54, chela length/movable finger length 1.67–1.68) and fingers proximally more twisted in male than in female. Trichobothrium *db* on fixed finger of pedipalp situated between trichobothria *est* and *esb* in female, on level with trichobothrium *est* in male.

Description based on female holotype, two females and three males paratypes.

Coloration. – General coloration yellow to yellowish brown, without any darker pigmentation on body or appendages. Prosoma: carapace yellowish brown; eyes surrounded by black pigment. Mesosoma yellowish brown. Metasomal segments I to V yellow to yellowish brown. Vesicle yellowish brown with the base of the aculeus yellowish and the tip reddish. Venter yellowish to yellowish brown. Chelicerae uniformly yellowish without reticulation; fingers yellowish with teeth reddish. Pedipalps: femur yellowish, patella yellowish brown, chela with the hand yellowish brown and the fingers yellowish. Legs uniformly yellowish.

Morphology. – Carapace carinate, unevenly covered by granules of varying size; anterior margin slightly emarginated. Median ocular tubercle anterior to the centre of the carapace; median eyes separated by approximately two ocular diameters. Three pairs of lateral eyes. Mesosoma: tergites covered by granules of varying size. Tergites I–VI with three carinae; tergite VII pentaracinate. Sternum triangular. Pectines: pectinal teeth count 22–24 in females (2x22, 2x23, 2x24), 24–26 in males (1x24, 5x26); three margin lamellae and eight middle lamellae; fulcra present. Sternites III–VI smooth and sparsely hirsute; spiracles elongate; sternite VII with four carinae and moderate granulations. Metasomal segments I–IV with 10 carinae, strongly crenulate; segment V with five carinae, strongly crenulate. Intercarinal spaces moderately to strongly granular. The metasomal segment I is wider than long (length/width 0.85–0.88); the segment II is as wide as long or longer than wide (length/width 1.00–1.09); other segments are longer than wide (length/width 1.13–1.17 in segment III, 1.29–1.37 in segment IV, 1.54–1.63 in segment V). Telson moderately elongated, sparsely hirsute and with a moderately marked granulation; vesicle more bulbous in male. Cheliceral dentition characteristic of the family Buthidae (Vachon 1963). Pedipalps: femur with five complete granulated carinae; patella with height carinae, of which some are smooth and vestigial; chela without carinae. Pedipalp femur and patella weakly granulated; chela smooth. Chela movable fingers with 14 longitudinal series of granules and 4 accessory granules next to the terminal denticle. Sexual dimorphism present with chela narrower in female (length/width 3.93–4.18, chela length/movable finger length 1.47–1.56) than in male (length/width 3.34–3.54, chela length/movable finger length 1.67–1.68) and fingers proximally more twisted in male than in female. Trichobothriotaxy: trichobothrial pattern of type A, orthobothriotaxic; dorsal trichobothria of femur arranged in β (beta) configuration (Vachon, 1974, 1975). Trichobothrium *db* on fixed finger of pedipalp is situated between trichobothria *est* and *esb* in female, on level with trichobothrium *est* in male. Legs: tarsomeres with two rows of macrosetae on the ventral surface and numerous macrosetae on the other surfaces; tibial spurs well-developed on legs III and IV, absent on other legs.

Etymology. – The specific name honours Mr. Jean-Bernard Lacroix (Douarnenez, France, 1937–1993), for his important contribution to the study of scorpions.

Comparisons. – *Hottentotta lacroixi* n. sp. appears to be related to *H. minax* (L. Koch, 1875), widely distributed from Egypt to Cameroon (Fig. 10), and to *H. ugandaensis* Kovařík, 2013, described from Uganda.



Fig. 1-4. – *Hottentotta lacroixi* n. sp., habitus. – 1-2, ♀ holotype: 1, dorsal aspect; 2, ventral aspect. – 3-4, ♂ paratype: 3, dorsal aspect; 4, ventral aspect.

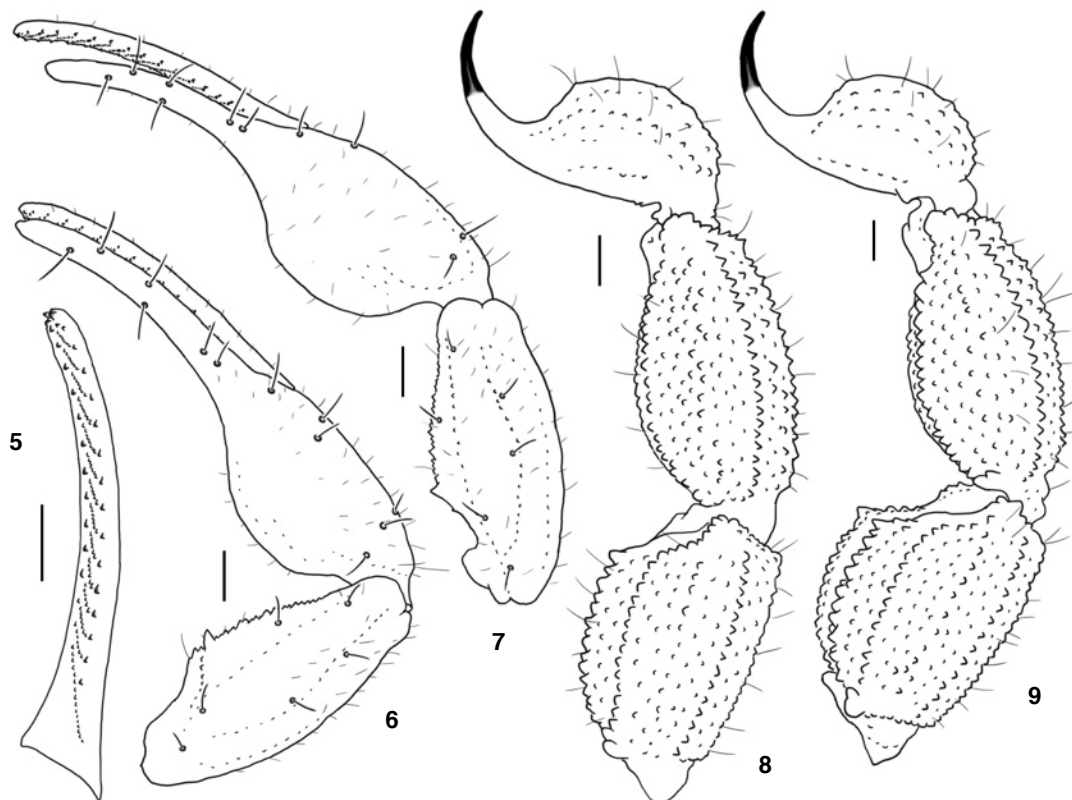


Fig. 5-9. – *Hottentotta lacroixi* n. sp. – 5, cutting edge of right pedipalp chela movable finger with longitudinal series of granules, ♂ paratype. – 6-7, right pedipalp patella and chela, dorsal aspect, showing the trichobothrial pattern: 6, ♀ holotype; 7, ♂ paratype. – 8-9, metasomal segment IV-V and telson, lateral aspect: 8, ♀ holotype; 9, ♂ paratype. Scale bars = 1 mm.

- The new species can however be distinguished from *H. minax* by the following main features:

- (i) general coloration yellow to yellowish brown, without any darker pigmentation on body or appendages (ventral carinae of metasoma black in *H. minax*);
- (ii) sexual dimorphism present with chela narrower in female (manus of pedipalp usually of same width in both sexes in *H. minax*);
- (iii) female chela narrower than in *H. minax* (see table 2);
- (iv) chela movable fingers with 14 longitudinal series of granules (12-13 in *H. minax*).

- *Hottentotta lacroixi* n. sp. can also be readily distinguished from *H. ugandaensis* by the following main features:

- (i) general coloration yellow to yellowish brown, without any darker pigmentation on body or appendages (carapace and tergites black, appendages yellowish brown with darker spots in *H. ugandaensis*);
- (ii) chelicerae uniformly yellowish without reticulation (reticulated in *H. ugandaensis*);
- (iii) metasomal segment V narrower than in *H. ugandaensis* (see table 2);
- (iv) pedipalp femur with five complete granulated carinae (4 carinae in *H. ugandaensis*);
- (v) chela of female and male narrower than in *H. ugandaensis* (see table 2).

- The described features also distinguish the new species from all other species of the genus occurring in Africa, and particularly from the widely distributed species *H. trilineatus* (Peters, 1861):

- (i) general coloration yellow to yellowish brown, without any darker pigmentation on body or appendages (mesosomal segments and carapace usually with orange spots and longitudinal black stripes in *H. trilineatus*);
- (ii) metasoma broader than in *H. trilineatus* (see table 2);
- (iii) female chela narrower than in *H. trilineatus* (see table 2);
- (iv) pedipalp femur with five complete carinae (three complete and two incomplete carinae in *H. trilineatus*).

Records of *H. trilineatus* from the south of the Democratic Republic of the Congo (Upemba National Park, see Roewer, 1952; reported in Fet & Lowe, 2000 and Kovařík, 2007) is considered dubious and most probably concern the new species.

References

- Birula A. A., 1908. – Ergebnisse der mit Subvention aus der Erbschaft Treitl unternommenen zoologischen Forschungsreise Dr. F. Werner's nach dem Anglo-Aegyptischen Sudan und Nord-Uganda. XIV. Skorpionen und Solifugae. *Sitzungsberichte der kaiserlich-königlichen Akademie der Wissenschaften, Wien*, 117(1): 121-152.
- Fet V. & Lowe G., 2000. – Family Buthidae C. L. Koch, 1837 (P. 54-286). In: Fet V., Sissom W. D., Lowe G. & Braunwalder M. E., *Catalog of the Scorpions of the World (1758-1998)*. The New York Entomological Society, New York, 689 p.
- Francke O. F., 1985. – Conspectus genericus scorpionorum 1758-1982 (Arachnida: Scorpiones). *Occasional Papers of the Museum, Texas Tech University*, 98: 1-32.
- Hjelle J. T., 1990. – Anatomy and morphology (p. 9-63). In: Polis G. A. (ed.), *The Biology of Scorpions*. Stanford: Stanford University Press, 587 p.
- Kovařík F., 2007. – A Revision of the genus *Hottentotta* Birula, 1908, with descriptions of four new species (Scorpiones, Buthidae). *Euscorpius*, 58:1-107.
- Kovařík F. & Mazuch T., 2015. – Scorpions of Ethiopia (Arachnida: Scorpiones). Part III. Genus *Hottentotta* Birula, 1908 (Buthidae), with description of three new species. *Euscorpius*, 202: 1-37.
- Kovařík F. & Ojanguren Affilastro A. A., 2013. – Illustrated catalog of scorpions. Part II. Bothriuridae; Chaerilidae; Buthidae I. Genera *Compsobuthus*, *Hottentotta*, *Isometrus*, *Lychas*, and *Sassanidotus*. Prague: Clairon Production, 400 p.
- Kraepelin K., 1891. – Revision der Skorpione. I. Die Familie der Androctonidae. *Jahrbuch der Hamburgischen wissenschaftlichen Anstalten*, 8: 1-144.
- Lourenço W. R. & Ythier E., 2006. – Description of a new species of *Hottentotta* Birula 1908, (Scorpiones, Buthidae) from the Cape Verde Islands. *Boletín de la Sociedad Entomológica Aragonesa*, 38: 71-75.
- Roewer C. F., 1952. – Solifuga, Opiliones, Pedipalpi and Scorpiones (Arachnoidea). Exploration du Parc National de l'Upemba, Mission G. F. de Witte, 5: 1-36.
- Soleglad M. E. & Fet V., 2003. – The scorpion sternum: structure and phylogeny (Scorpiones: Orthosterni). *Euscorpius*, 5: 1-34.
- Stahnke H. L., 1970. – Scorpion nomenclature and mensuration. *Entomological News*, 81: 297-316.
- Vachon M., 1949. – Etudes sur les Scorpions. III (suite). Description des Scorpions du Nord de l'Afrique. *Archives de l'Institut Pasteur d'Algérie*, 27(2): 134-169.
- Vachon M., 1952. – *Études sur les scorpions*. Alger : Publications de l'Institut Pasteur d'Algérie, 482 p.
- Vachon M., 1963. – De l'utilité, en systématique, d'une nomenclature des dents des chélicères chez les Scorpions. *Bulletin du Muséum national d'Histoire naturelle*, (2) 35 (2): 161-166.
- Vachon M., 1974. – Étude des caractères utilisés pour classer les familles et les genres de Scorpions (Arachnides). 1. La trichobothriotaxie en arachnologie. Sigles trichobothriaux et types de trichobothriotaxie chez les Scorpions. *Bulletin du Muséum national d'Histoire naturelle*, (3) 140 (104): 857-958.
- Vachon M., 1975. – Sur l'utilisation de la trichobothriotaxie du bras des pédipalpes des Scorpions (Arachnides) dans le classement des genres de la famille des Buthidae Simon. *Comptes Rendus des séances de l'Académie des Sciences*, (D) 281: 1597-1599.
- Vachon M. & Stockmann R., 1968. – Contribution à l'étude des scorpions africains appartenant au genre *Buthotus* Vachon, 1949 et étude de la variabilité. *Monitore Zoologico Italiano* (N.S.) 2 (Suppl.): 81-149.

Résumé

Ythier E. & Dupré G., 2021. – Description d'une nouvelle espèce d'*Hottentotta* Birula, 1908, de République Démocratique du Congo (Scorpiones, Buthidae). *Faunitaxys*, 9(5): 1 – 5.

Une nouvelle espèce appartenant au genre *Hottentotta* Birula, 1908 (Buthidae C. L. Koch, 1837) est décrite sur la base de trois femelles et trois mâles collectés à Likasi, province de Katanga, dans le sud de la République Démocratique du Congo. Ce nouveau taxon représente la 56^e espèce décrite pour le genre *Hottentotta* et la 22^e décrite pour l'Afrique.

Mots clés. – Scorpiones, Buthidae, *Hottentotta*, *lacroixi*, taxonomie, nouvelle espèce, description, morphologie, Afrique, Congo.

	<i>Hottentotta lacroixi</i> sp. n.	
	♀ holotype	♂ paratype
Total length	55.80	55.20
Carapace (L - W)	6.15 - 6.70	6.35 - 6.95
Metasomal segment I (L - W)	3.85 - 4.40	4.15 - 4.80
Metasomal segment II (L - W)	4.40 - 4.40	5.30 - 4.85
Metasomal segment III (L - W)	4.75 - 4.20	5.60 - 4.80
Metasomal segment IV (L - W - D)	5.50 - 4.25 - 3.75	6.55 - 4.80 - 4.60
Metasomal segment V (L - W - D)	6.40 - 4.15 - 3.50	7.10 - 4.60 - 4.05
Telson (L - W - D)	6.25 - 2.90 - 2.60	6.35 - 3.35 - 2.80
Pedipalp femur (L - W)	5.35 - 1.75	5.55 - 1.95
Pedipalp patella (L - W)	5.80 - 2.65	6.30 - 2.65
Pedipalp chela (L - W - D)	10.60 - 2.70 - 2.75	11.45 - 3.30 - 3.35
Movable finger (L)	6.80	6.85

Table 1. – Morphometric values (in mm) of adult female (holotype, MHNL) and adult male (paratype, MHNL) of *H. lacroixi* sp. n. Abbreviations: length (L), width (W, in carapace it corresponds to posterior width, in telson it corresponds to vesicle width), depth (D, in telson it corresponds to vesicle depth).

	<i>H. trilineatus</i>	<i>H. minax</i>	<i>H. ugandaensis</i>	<i>H. lacroixi</i> sp. n.
Metasomal segment I ♀+♂ (L/W)	0.89-1.05	0.84-0.89	0.83-0.95	0.85-0.88
Metasomal segment IV ♀+♂ (L/W)	1.39-1.61	1.31-1.44	1.20-1.40	1.29-1.37
Metasomal segment IV ♀+♂ (L/D)	1.49-1.61	1.45-1.55	NAv	1.38-1.47
Metasomal segment V ♀+♂ (L/W)	1.66-1.98	1.53-1.65	1.51-1.53	1.54-1.63
Metasomal segment V ♀+♂ (L/D)	1.92-2.19	1.31-1.44	NAv	1.73-1.83
Pedipalp chela ♀ (L/W)	3.60-3.82	2.49-3.75	3.64	3.93-4.18
Pedipalp chela ♀ (L) / MF (L)	1.56-1.60	1.59-1.62	1.64	1.47-1.56
Pedipalp chela ♂ (L/W)	2.98-3.86	3.00-3.38	3.24	3.34-3.54
Pedipalp chela ♂ (L) / MF (L)	1.57-1.70	1.57-1.67	1.62	1.67-1.68

Table 2. – Comparative table of selected morphometric ratios of adult specimens of *H. trilineatus* from Ethiopia (n=30; Kovařík & Mazuch, 2015), Tanzania (n=2; EYCP) and South Africa (n=4; EYCP), *H. minax* from Ethiopia (n=27; Kovařík & Mazuch, 2015) and Kenya (n=2; EYCP), *H. ugandaensis* (n=2 except for metasomal segment IV: n=7; Kovařík & Ojanguren Affilastro, 2013) and *H. lacroixi* sp. n. (n=5). Abbreviations: length (L), width (W), depth (D), movable finger (MF), not available (NAv).

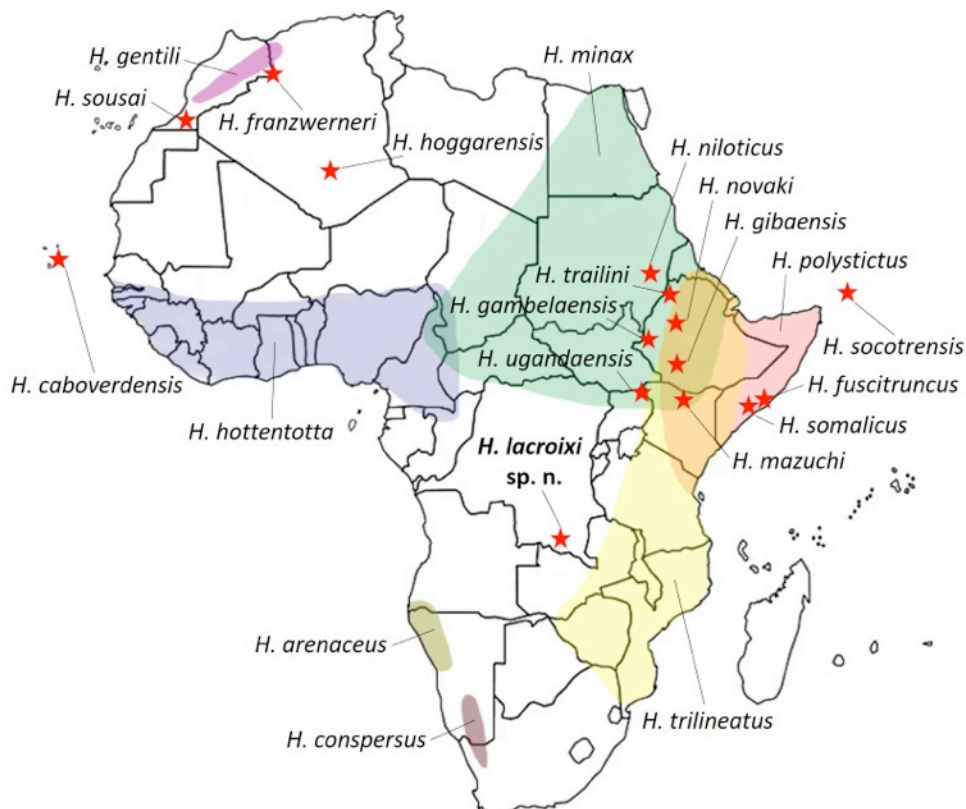


Fig. 10. – Map of the known distribution of *Hottentotta* species in Africa (approximative estimated distribution for *H. arenaceus*, *H. conspersus*, *H. gentili*, *H. hottentotta*, *H. minax*, *H. polystictus* and *H. trilineatus*; only type locality indicated for *H. fuscitruncus* since other records are considered dubious).

Faunitaxys

Volume 9, Numéro 5, Février 2021

SOMMAIRE

Description d'une nouvelle espèce d'*Hottentotta* Birula, 1908, de République Démocratique du Congo (Scorpiones, Buthidae).

Eric Ythier & Gérard Dupré 1 – 5

CONTENTS

Description of a new species of *Hottentotta* Birula, 1908, from the Democratic Republic of the Congo (Scorpiones, Buthidae).

Eric Ythier & Gérard Dupré 1 – 5

Illustration de la couverture : Céphalothorax de *Hottentotta lacroixi* n. sp. sous éclairage UV.

Crédits photos:

Fig. 1-10 & couverture : © Eric Ythier

Publié par l'Association Française de Cartographie de la Faune et de la Flore (AFCFF)