



HAL
open science

Three-dimensional compaction of soft granular packings

Manuel Cárdenas-Barrantes, David Cantor, Jonathan Barés, Mathieu Renouf,
Emilien Azéma

► **To cite this version:**

Manuel Cárdenas-Barrantes, David Cantor, Jonathan Barés, Mathieu Renouf, Emilien Azéma.
Three-dimensional compaction of soft granular packings. *Soft Matter*, 2022, 2 (18), pp.312-321.
10.1039/D1SM01241J . hal-03474597

HAL Id: hal-03474597

<https://hal.science/hal-03474597v1>

Submitted on 10 Dec 2021

HAL is a multi-disciplinary open access archive for the deposit and dissemination of scientific research documents, whether they are published or not. The documents may come from teaching and research institutions in France or abroad, or from public or private research centers.

L'archive ouverte pluridisciplinaire **HAL**, est destinée au dépôt et à la diffusion de documents scientifiques de niveau recherche, publiés ou non, émanant des établissements d'enseignement et de recherche français ou étrangers, des laboratoires publics ou privés.

Three-dimensional compaction of soft granular packings

Manuel Cárdenas-Barrantes,^{a,b} David Cantor,^c Jonathan Barés,^a Mathieu Renouf,^{a,b} and Emilien Azéma^{a,b,d}

This paper analyzes the compaction behavior of assemblies composed of soft (elastic) spherical particles beyond the jammed state, using three-dimensional non-smooth contact dynamic simulations. The assemblies of particles are characterized using the evolution of the packing fraction, the coordination number, and the von Mises stress distribution within the particles as the confining stress increases. The packing fraction increases and tends toward a maximum value close to 1, and the mean coordination number increases as a square root of the packing fraction. As the confining stress increases, a transition is observed from a granular-like material with exponential tails of the shear stress distributions to a continuous-like material characterized by Gaussian-like distributions of the shear stresses. We develop an equation that describes the evolution of the packing fraction as a function of the applied pressure. This equation, based on the micromechanical expression of the granular stress tensor, the limit of the Hertz contact law for small deformation, and the power-law relation between the packing fraction and the coordination of the particles, provides good predictions from the jamming point up to very high densities without the need of tuning any parameters.

1 Introduction

The importance of understanding the physics behind the compaction of granular systems made of soft particles lies in the numerous natural phenomena and human activities that deal with such kind of materials. They are present from constitutive biological cells, foams, and suspensions^{1–4} to powder compaction, pharmaceutical industries, and food activities^{5–8}. In some civil engineering construction, mixing coarse grains with rubber residues exhibit surprising properties such as better stress relaxation^{9–12} or better foundation damping^{13–15}.

In particular, far beyond the jamming point, the compaction behavior of soft granular materials is a vast and still open subject, with notable experimental, numerical, and theoretical challenges. Among these challenges, a three-dimensional characterization, by a realistic model that would consider both the change in grain shape and the assemblies' multi-contact aspects, remains poorly studied.

In experiments, an underlying difficulty is to track the change

in particle shape while detecting the making of new contacts. Photoelasticimetry^{16–18} or inverse problem method coupled with Digital Image Correlation (DIC)^{19,20} is the most used experimental technic for analyzing hard particles' two and three-dimensional behavior. In particular, the DIC method, which has been very recently extended to analyze two-dimensional soft particle assemblies far beyond the jammed state^{21,22}, directly quantifies the deformation field inside the particles and characterizes the deformation mechanisms. For high packing densities, the image resolution may sharply limit the tracking of the grains and the detection of contacts between highly deformed particles, which is crucial for three-dimensional geometries. Furthermore, in three dimensions, it is not always possible to use a direct optical approach to measure local properties of the particles, and tomography reconstructions may be necessary, but technically laborious^{3,23–25}. For instance, we can highlight the works of Mukhopadhyay and J. Peixinho²⁶ that using fluorescent hydrogel spheres together with tomography reconstruction were able to follow the compaction evolution and particle connectivity after the jammed state up to packing fractions close to 0.85.

Concerning numerical modeling, the discrete element method (DEM) based on regularized interactions that mimic the Hertz contact law (also called Smooth-DEM)^{27,28} have been widely used for studying elastic properties in the small deformation domain^{29–31}. Nevertheless, the Smooth-DEM loses accuracy at larger deformation, where the change in grain shape, which can no longer be ignored, becomes a key mechanism in the compaction. In this case, the DEM coupled with a complementary ap-

^a LMGC, Université de Montpellier, CNRS, Montpellier, France.

manuel-antonio.cardenas-barrantes@umontpellier.fr;

Jonathan.bares@umontpellier.fr;

mathieu.renouf@umontpellier.fr;

emilien.azema@umontpellier.fr

^b Laboratoire de Micromécanique et Intégrité des Structures (MIST), UM, CNRS, IRSN, France.

^c Department of Civil, Geological and Mining Engineering, Polytechnique, 2500, chemin de Polytechnique, Montréal, Québec, Canada. david.cantor@polymtl.ca

^d Institut Universitaire de France (IUF), Paris, France.

proach such as the Bonded-Particle Method (BPM) or the Finite-Element Method (FEM) is a more suitable framework to simulate and analyze the compaction of soft particle assemblies.

In DEM-BPM, deformable particles are seen as aggregates of rigid particles interacting via elastic bonds^{32–34}. This approach is relatively straightforward and allows one to simulate 3D packing composed of a large number of aggregates. However, a major drawback is that the deformable particles often present a plastic behavior at large strain, and their characterization can be complex depending on the imposed numerical parameters (e.g., size of primary particles or interaction laws)^{35,36}. In contrast, DEM-FEM strategies have the advantage of being closely representative both in terms of geometry and bulk properties of the particles. The price to pay is that these simulations are computationally expensive. DEM-FEM methods can be classified into two classes. The Multi-Particle Finite Element Method (MPFEM)³⁷, in which regularized contact interactions are used, and the Non-Smooth Contact Dynamic Methods (NSCD)^{38,39}, which uses non-regularized contacts laws. To our best knowledge, the first MPFEM simulations applied to the compaction of deformable disks were performed in the 2000s^{40,41}, and the first 3D compaction simulations appear a few years later^{42–46}. The first applications of the NSCD to the compaction of soft grains assembly are reported in recent works by Vu et al.^{21,47,48} for two-dimensional hyper-elastic disks. In practice, an inherent difficulty to DEM-FEM methods that explains the small number of studies, particularly in 3D, is the high computational cost, limiting the number of particles that can be simulated^{43,44,46}.

Finally, a lack in the description of the microstructural phenomena during the compression limits the development of theoretical models upon the compaction of soft grain assemblies (i.e., a relation between the applied pressure P and the evolution of the packing fraction ϕ). As reviewed in literature^{5,8,12,49–53}, many compaction equations have been proposed during the last decades. In general, existing models are based on macroscopic assumptions, and, thus, fitting parameters are required to adjust each expression to the data. Among these equations, the most used is the one proposed by Heckel⁵ and later improved by Secondi⁵⁴. It states that $P \propto \ln(\phi_{max} - \phi)$, where ϕ_{max} is the maximum packing fraction that the assembly can reach. Carroll and Kim justified this equation by an analogy between the corresponding loss of void space and the collapse of a cavity within an elastic medium under isotropic compression^{55,56}. Depending on the authors, different interpretations have been provided to the fitting parameters, which are supposed to represent either a characteristic pressure, a hardening parameter, or it is linked to the assembly's plasticity^{8,12}. Only recently, Cantor et al.⁵⁷ and Cárdenas-Barrantes et al.⁵⁸ set up a systematic micro-mechanical approach to study the compaction of soft granular assemblies. By applying this framework to two-dimensional systems modeled with NSCD simulations, new compaction laws entirely determined through the evolution of the connectivity of the particles and the contact properties were presented.

This article presents a three-dimensional numerical and theoretical analysis of the compaction of assemblies composed of highly deformable (elastic) spherical particles using the Non-

Smooth Contact Dynamics Method. We are interested in the compaction evolution as a function of the applied stress from the jammed state to a packing fraction close to unity.

As mentioned before, similar studies were recently performed in 2D^{57,58}. The transition from 2D to 3D requires additional numerical and technical efforts to manage the particles' deformation correctly. Furthermore, as we will see, the resulting compaction equation differs from those previously established in 2D using the same micromechanical framework. This will be understood from the approximation of the Hertz's contact law in the small deformation regime, where the contact force between two deformable particles shifts from a linear dependence with the contact deflection in 2D to a power-law dependence in 3D.

The paper is organized as follows. In Section 2, we introduce the principal numerical framework used in the simulations. The numerical results and the theoretical model of the 3D compaction curves are discussed in Sec.3. Section 3.1 deals with the evolution of the packing fraction and particle connectivity beyond the jamming point as a function of the applied stress. In Sec. 3.2, we present the micro-structural elements behind the evolution of the packing fraction and the corresponding resulting 3D equation. In Section 3.3, a more refined description of the particle stresses is presented within the limit of the representativeness of the considered samples. Finally, some conclusions are discussed in Section 4.

2 Numerical Approach

2.1 The Non-Smooth Contact Dynamic Method (NSCD)

The simulations are performed using the Non-Smooth Contact Dynamics (NSCD), a method developed by Moreau and Jean^{38,39,59}. The NSCD extends the Contact Dynamic (CD) method³⁸ to deformable bodies through a finite element approach (FEM).

The CD method is based on an implicit time integration of the equations of motion and non-regularized contact laws. These contact laws set the non-penetrability and friction behavior between the particles. No elastic repulsive potentials and no smoothing of the Coulomb friction law are needed to determine the contact forces.

Therefore, the unknown variables, i.e., particle velocities and contact forces, are simultaneously solved via a nonlinear Gauss-Seidel scheme. Considering deformable bodies (in the sense of continuous mechanics) is natural with CD, although technically very complex to implement. In this case, the bodies are discretized via finite elements, so the degrees of freedom - the coordinates of the nodes - and contact interactions are resolved simultaneously.

We used an implementation of the three-dimensional Non-Smooth Contact Dynamics Method available on the open-source software LMGC90, capable of modeling a collection of deformable or non-deformable particles of various shapes, behaviors and interactions⁶⁰.

2.2 Packing composed of 3D elastic particles

When dealing with three-dimensional and highly deformable particles, a problematic issue is to find the best compromise between sample representativeness and numerical efficiency. In this study, we are interested in the isotropic compression of elastic spherical particles. Therefore, one necessary condition is to verify that the mesh used is, at least, sufficiently accurate concerning the Hertz approximation in the range of small deformations⁶¹. Let us first consider the case of an elastic spherical particle of diameter d , with a Poisson's ratio ν equals 0.495 and a Young modulus E . The sphere is compressed axially as shown in Fig. 1(a). The bottom wall is fixed while the top wall moves downwards at a constant velocity v_0 chosen, such as the inertial effects are negligible (i.e., $I \ll 1$), where $I = v_0 \sqrt{\rho_0/E}$ ⁶², with ρ_0 being the density of the particles. Figure 1(b) shows the evolution of the normal force f as a function of the vertical displacement δ using 444, 808, 6685 and 14688 tetrahedral elements with four nodes, together with the corresponding prediction of the Hertz law given by⁶¹:

$$\frac{f}{d^2} = \frac{2^{3/2}}{3} \frac{E}{1-\nu^2} \left(\frac{\delta}{d}\right)^{3/2}. \quad (1)$$

Compared to this equation, we obtain a good prediction with 14688 and 6685 elements, while with 444 elements, it shows decreasing accuracy. On the contrary, with 808 elements, the force-displacement relation is slightly overestimated at the beginning of the deformation, but the response quickly reaches the prediction at higher deformation. Following this simple analysis, we fixed the number of elements to 808 for all the simulations presented below.

Concerning the number of particles in an assembly, we adopt a double approach. First, we rely on previously published works in which it is shown that a number between 32 and 200 particles is sufficient to qualitatively represent the loading surfaces, the compaction, or the plastic flow of a compressed assembly of deformable spherical particles^{42-44,46,63}. Second, we use a statistical analysis by considering different samples and focus on their averaged behavior.

Thus, in this study, we consider 8 systems, 4 composed of $N = 50$ particles and 4 composed of $N = 100$ particles. For each system, particles are spheres made of an elastic material with Poisson's ratio equals to 0.495. The particles are first randomly dropped in a cubic box with a small particle size dispersity around their mean diameter $\langle d \rangle$ in order to avoid crystallization ($d \in [0.8 \langle d \rangle, 1.2 \langle d \rangle]$). All packings are then isotropically compressed under a stress σ_0 , such that $\sigma_0/E \ll 1$ (i.e., the particles can be considered as rigid, in comparison to the applied stress). This initial compression ends when the change of the packing fraction ϕ is below 0.01%. After this point, all systems can be considered at the jammed state, characterized by the initial packing fraction ϕ_0 .

Then, the packings are isotropically compressed by imposing a constant velocity v on the box's boundaries. The velocity v is carefully chosen to ensure that the systems are always in the quasi-static regime, characterized by an inertial number $I \ll 1$. In our simulations, we use a constant friction coefficient between parti-

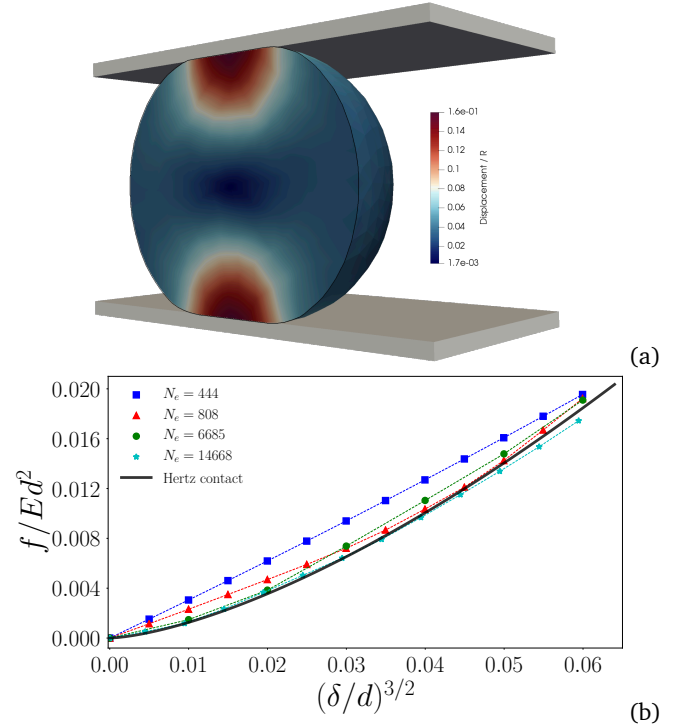


Fig. 1 (a) 3D cross-section of an elastic spherical particle vertically compressed between two walls. The color intensity is proportional to the mean displacement field. (b) Normal contact force applied on a single spherical particle as a function of the deformation for different meshes. The continuous black line is the approximation given by the Hertz's contact law Eq. (1).

cles $\mu = 0.3$, and we keep the friction coefficient with the walls and gravity equal to zero. Figure 2 presents screenshots of an assembly composed of 100 particles at the jammed state ($\phi \sim 0.49$) and near to the maximal dense state with $\phi \sim 0.96$. In the following, the mean behavior for systems composed of $N_p = 50$ and $N_p = 100$ particles is obtained by averaging over the 4 corresponding independent sets. The average jammed packing fraction ϕ_0 obtained is 0.5 for 50 particle assemblies and 0.51 for 100 particle assemblies.


3 Results

3.1 Packing compaction and particle connectivity

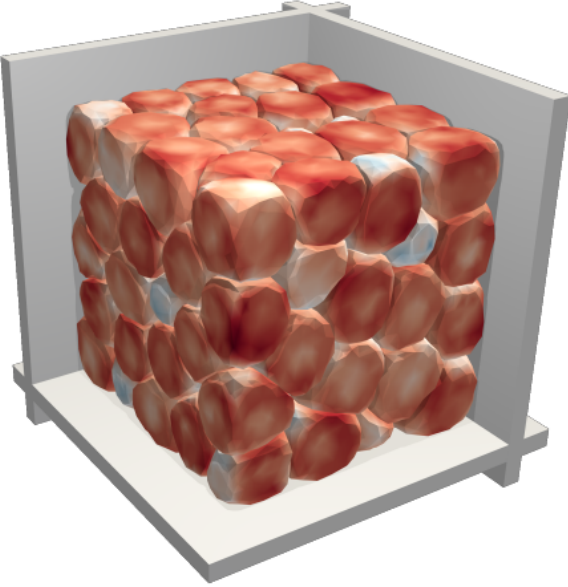
In this section we analyze the compaction of the assemblies, characterized by the evolution of the packing fraction ϕ as a function of the mean confining stress P and the mean particle connectivity Z . The mean confining stress, in the granular system, is extracted from the granular stress tensor σ , which is computed at each step of the compression as⁶⁴:

$$\sigma_{\alpha\beta} = \frac{1}{V} \sum_{c \in V} f_{\alpha}^c \ell_{\beta}^c, \quad (2)$$

where α and β correspond to x, y or z , f_{α}^c is the α^{th} component of the contact force at the contact c , and ℓ_{β}^c is the β^{th} component of the vector that join the two centers of the particles interacting at the contact c . Note that the total contact force between two deformable particles is computed as the vectorial sum of the forces



$$\phi = 0.49$$



$$\phi = 0.96$$

Fig. 2 View of a granular assembly composed of 100 soft spherical particles at (a) the initial configuration and (b) close to $\phi = 0.96$. The color intensity, from blue to red, is related to the mean stresses in the particles.

at the contact nodes along the shared interface. The mean confining stress is then given by $P = (\sigma_1 + \sigma_2 + \sigma_3)/3$, where σ_1 , σ_2 and σ_3 are the principal stress values of $\boldsymbol{\sigma}$. The packing fraction ϕ is also related to the macroscopic deformation ε , by $\varepsilon = -\ln(\phi_0/\phi)$.

Figure 3(a) shows the evolution of ϕ as a function of the mean confining stress P , normalized by the reduced Young Modulus $E^* = E/2(1 - \nu^2)$. In our NSCD simulations (assemblies of 50 and 100 frictional spheres), the packing fraction increases from the jammed state and asymptotically tends towards the value ϕ_{max} , at high pressure. Note that the compaction curves for 50 and 100 particles collapse on the same curve, agreeing with the previous works mentioning the minimum number of grains necessary to capture the average comparative behavior. In Fig. 3(a), we also plot the compaction evolution obtained with the Smooth-DEM approach and performed on the software YADE^{27,28}, which we have punctually used to simulate the isotropic compaction of an assembly of 2500 quasi-rigid spheres that interact through Hertz-contact law. The Hertzian-based simulation correctly reproduces the compaction evolution for reasonable values of packing fraction close to the jammed state but diverges for high values of pressure due to the inability of the particles to truly deform. On these compaction curves, we also show the approximation proposed by Heckel-Secondi, with the following form^{5,54}:

$$\frac{P}{E^*} = -A \ln \left(\frac{\phi_{max} - \phi}{\phi_{max} - \phi_0} \right), \quad (3)$$

with A a fitting constant equal to 0.15 in our case, and $\phi_{max} = 0.965$.

Equation (3), although very simple in its form, is able to capture the general tendency of the compaction but slightly mismatches its evolution for intermediate pressures. Also, the parameter A does not have a well-established physical meaning, and different values may be required to fit the data depending on the friction coefficient⁶⁵ or the bulk behavior of the particles^{12,55}. Some improvements to the Heckel-Secondi equation have been proposed by Ge et al.⁶⁶, Zhang et al.⁶⁷, and Wunsch et al.⁶⁸ by considering a double log approach (i.e., $\ln P \propto \ln \ln \phi$). However, unlike the Heckel-Secondi equation, which can be justified⁵⁵, these new approaches rely only on data fitting.

In Fig.3(b), we plot the evolution of the mean particle connectivity Z as a function of ϕ . At the jammed state, the packing structure is characterized by a minimal value Z_0 , which depends on the coefficient of friction, the packing preparation, and the shape of the particles⁶⁹⁻⁷¹. For spherical assemblies, Z_0 is equal to 6 when the friction vanishes, and it varies between 4 and 6 for higher friction coefficients. In our frictional systems, because of size effects, we find $Z_0 \simeq 3.5$. Beyond the jammed state, Z continues to increase and, as shown in the previous 2D numerical^{47,58,65} and experimental studies^{1,21,72,73}, as well as for soft-particle glasses⁷⁴, this increase follows a power law with exponent 1/2:

$$(Z - Z_0) = \psi \sqrt{\phi - \phi_0}, \quad (4)$$

with $\psi \approx 8.5$, a constant fully defined through the characteristics of the jammed state and the final dense state as $\psi = (Z_{max} - Z_0)/\sqrt{\phi_{max} - \phi_0}$, with Z_{max} the maximum packing fraction

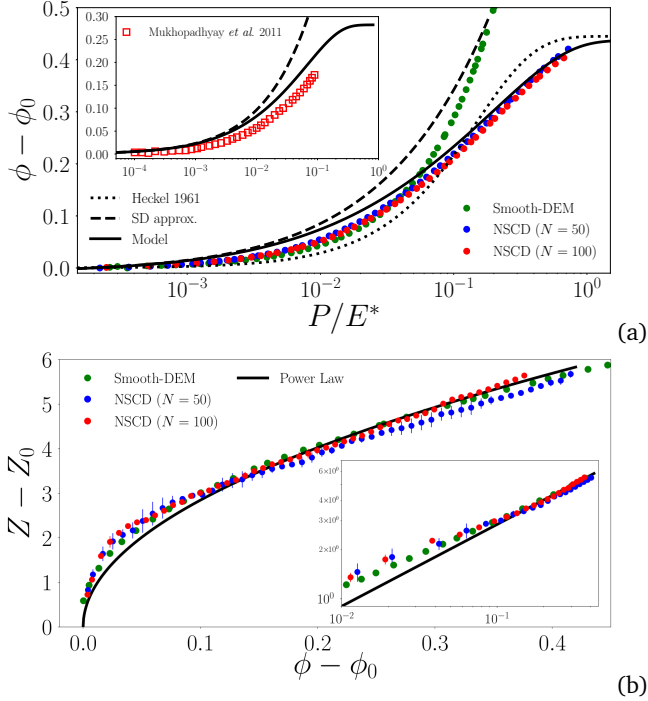


Fig. 3 (a) Packing fraction ϕ as a function of the mean confining stress P normalized by the reduced Young Modulus E^* . The dotted line is the approximation given by Heckel Eq. (3), the dashed line is the small strain approximation given by Eq. (7) (SD), and the continuous black line is the prediction given by our micromechanical approach Eq. (8). The inset shows experimental data of the uniaxial compaction of a packing of hydrogel spheres²⁶, together with Eq. (7) and Eq. (8). (b) Reduced coordination number $Z - Z_0$ as a function of the reduced solid fraction $\phi - \phi_0$ (log-log scale is shown in the inset). The continuous black line is the power-law relation given by Eq. (4) with exponent 0.5. For the NSCD simulations, the error bars represent the standard deviation on the averaged behavior performed over 4 independent samples.

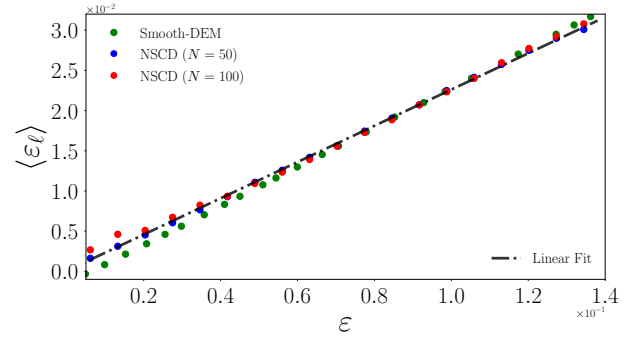


Fig. 4 The macroscopic volumetric strain ϵ as a function of the mean contact strain $\langle \epsilon_\ell \rangle$ in the small deformation domain. The continuous black line is a linear fit with slope $\Gamma \approx 4.4$.

as $\phi \rightarrow \phi_{max}$. Thus, this power-law relation already observed in 2D can now be extended to the case of 3D soft particle assemblies.

3.2 A compaction equation

As discussed in the introduction, there are many compaction equations trying to relate the confining stress to the evolution of the packing fraction. Some of them, such as the Heckel-Secondi equation, although based on fitting parameters, can be justified by macroscopic arguments^{55,56}. However, the vast majority are settled on adjustment strategies sometimes involving several fitting parameters. In this section, we briefly recall the general framework introduced in a previous study⁵⁸ allowing us to relate the packing fraction to the applied stress through the micromechanical specificity of a given system. We then apply this general framework to the case of three-dimensional soft spherical particles.

The stress tensor Eq. (2) can be rewritten, as a sum over all contacts, as:

$$\sigma_{\alpha\beta} = n_c \langle f_\alpha^\ell \ell_\beta^c \rangle_c, \quad (5)$$

where $\langle \dots \rangle_c$ is the average over all contacts. The density of contacts n_c is given by $n_c = N_c/V$, with N_c the total number of contacts in the volume V . Considering a small particle size distribution around the diameter $\langle d \rangle$, $\sum_{p \in V} V_p \simeq N_p V_p$, with $V_p = (\pi/6)d^3$, the contact density can be rewritten as $n_c \simeq 3Z\phi/(\pi d^3)$, with $Z = 2N_c/N_p$. From the definition of P via the principal stresses of σ , we get^{29,75-77}:

$$P \simeq \frac{\phi Z}{\pi} \sigma_\ell, \quad (6)$$

with $\sigma_\ell = \langle f^c \cdot \ell^c \rangle_c / \langle d \rangle^3$, a measure of the mean contact stress. This way of writing P as a function of Z , ϕ , and σ_ℓ is, in fact, very common and has been successfully applied in different contexts. For example, it has been used to relate the bulk properties of an assembly to the elastic contact properties^{78,79}, or to link the macroscopic cohesive strength to the cohesive behavior between the interface of particles in contact^{35,80}. The Equation (6) reveals the active role of the evolution of the microstructure in the evolution of P with ϕ .

First, we focus on the small deformation domain. We can rely on Hertz's prediction where, in 3D, the force f^c at a contact c between two touching particles is related to the contact deflection δ^c by $f^c = (2/3)E^*d^{1/2}\delta^{c3/2}$. Then, since $\ell_c \sim d$ in the range of

small deformations, we get $\sigma_\ell \sim (2/3)E^* \langle \varepsilon_\ell \rangle^{3/2}$, where $\varepsilon_\ell = \delta^c/d$ is the deformation at a contact c , assuming that $\langle \varepsilon_\ell^3 \rangle \sim \langle \varepsilon_\ell \rangle^3$ which is well verified in our weakly polydisperse systems. Also, with a good approximation, we get that $Z = Z_0$. Finally, our simulations show that the mean contact strain $\langle \varepsilon_\ell \rangle$ and the macroscopic volumetric strain are linearly dependent as $\varepsilon \sim \Gamma \langle \varepsilon_\ell \rangle$, with $\Gamma \sim 4.4$ (see Fig. 4). This value is close to the one obtained in 2D with disks and non-circular particles⁵⁸. Note that $\Gamma \approx 3$ in the ideal case of a cubic lattice arrangement of spheres. Here, in the small deformation regime, we have that $\varepsilon \approx \langle \varepsilon_x \rangle + \langle \varepsilon_y \rangle + \langle \varepsilon_z \rangle$, with $\langle \varepsilon_{x,y,z} \rangle$ the mean contact strain in the x , y and z direction. On the other hand, we have that $\langle \varepsilon_x \rangle \approx \langle \varepsilon_y \rangle \approx \langle \varepsilon_z \rangle \approx \langle \varepsilon_\ell \rangle$ for isotropic compaction, which gives $\varepsilon \sim 3 \langle \varepsilon_\ell \rangle$ as a result. For disordered packings, Γ values greater than 3 are obtained given the complexity of the geometry of the contact network for a random system of particles. Finally, by considering all these ingredients, Eq. (6) is rewritten as:

$$\frac{P_{SD}}{E^*} = -\frac{2}{3\pi\Gamma^{3/2}} Z_0 \phi \ln^{(3/2)} \left(\frac{\phi_0}{\phi} \right), \quad (7)$$

with P_{SD} the limit of $P(\phi)$ at small deformations. The prediction given by Eq. (7) is shown in Fig. 3. As expected, we see a fair approximation of the compaction evolution in the small-strain domain, but it fails to predict the evolution at larger strains. Note that Eq. (7) diverges faster than the Smooth-DEM results, which employs the same Hertz principle at small deformations. Nevertheless, as the theory predicts, the simulations are still diverging from the correct evolution after a certain point.

The critical issue for the large strain domain is to find a proper approximation of $\sigma_\ell(\phi)$. To do so, we can combine the previous microscopic approach with a macroscopic development by Carroll and Kim^{55,56}. Assuming that the compaction behavior can be equivalent to the collapse of a cavity within the elastic medium, they showed that $P \propto \ln[(\phi_{max} - \phi)/(\phi_{max} - \phi_0)]$. Using this macroscopic approximation together with the micromechanical expression of P given by Eq. (6), and remarking that the quantity $Z\phi$ is finite, it is easy to show that, necessarily, $\sigma_\ell = \alpha(\phi) \ln[(\phi_{max} - \phi)/(\phi_{max} - \phi_0)]$, with α a function that depends, *a priori*, on ϕ . Then, by (i) introducing the above form of σ_ℓ into Eq. (6), (ii) ensuring the continuity to small deformation (i.e., $P \rightarrow P_{SD}$ for $\phi \rightarrow \phi_0$), and (iii) introducing the $Z - \phi$ relation (Eq. (4)) into Eq. (6), we get:

$$\frac{P}{E^*} = -\frac{2}{3\pi\Gamma^{3/2}} \left(\frac{\phi_{max} - \phi_0}{\phi_0^{3/2}} \right) \phi \sqrt{\phi - \phi_0} \left[Z_0 - \psi \sqrt{\phi - \phi_0} \right] \ln \left(\frac{\phi_{max} - \phi}{\phi_{max} - \phi_0} \right), \quad (8)$$

The compaction equation given by Eq. (8) is plotted with a black continuous line in Fig. 3(a) together with our numerical data. The prediction is able to capture the asymptotic behavior close to the jammed state and the asymptotic behavior at high pressures. In Eq. (8), and in contrast to previous models, only one parameter, the maximum packing fraction ϕ_{max} , is unknown. Other constants are entirely determined through the initial jammed state and the mapping between the packing fraction and coordination curve. Furthermore, to support the strength of our model, we plot in the inset of Fig. 3(a) experimental results of

the uniaxial compaction, at constant velocity $1 \mu\text{m/s}$, of hydrogel spheres performed by S. Mukhopadhyay and J. Peixinho²⁶, together with Eq. (7) and Eq. (8). The parameters in the equations are $Z_0 = 7$ and $\phi_0 = 0.65$, given in the corresponding article, and $\psi = 8.5$ and $\phi_{max} = 0.95$, values identified in our numerical simulations. As we can see, the prediction given by Eq. (8) over the experimental data has a great agreement. The small deviation observed can be attributed to several issues, particularly to the loading geometry (vertical shearing while the compaction model has been developed for isotropic compression), the potentially not strictly spherical shape of the grains, and the dynamics of the system. Nevertheless, apart from these minimal differences, the experimental data extracted from the literature confirm the validity of the compaction model.

Finally, it is worth mentioning the differences between Eq. (8) and its two-dimensional equivalent^{57,58}. In two dimensions, the numerical simulations show that σ_ℓ depends linearly on the mean contact strain, consistently with the approximation classically done in 2D Smooth-DEM simulations⁸¹. This linear dependence in 2D then simplifies the development by replacing the terms $(2\sqrt{\phi - \phi_0})/(3\Gamma\phi_0^{3/2})$ in the Eq. (8) by only $1/(\Gamma\phi_0)$.

3.3 Particle shape and particle stress distribution

During the compression, the shape of the particles evolves from an initial spherical shape to a polyhedral shape, which also modifies the stress distribution.

At the lowest order, the shape of the particles can be characterized by means of the sphericity parameter $\hat{\rho}$, defined by:

$$\hat{\rho} = \left\langle \pi^{1/3} \frac{(6V_i)^{2/3}}{a_i} \right\rangle_i, \quad (9)$$

with a_i the surface area of the particle and $\langle \dots \rangle_i$ the average over the particles in the volume V . By definition, the sphericity of a sphere is one, with values below one for any other geometry. In Fig. 5, we plot the evolution of $(\hat{\rho} - \hat{\rho}_0)$, with $\hat{\rho}_0 \sim 1$ the initial sphericity of the particles, as a function of the excess packing fraction, $\phi - \phi_0$. We find that the shape parameter increases as a power law with exponent β :

$$\hat{\rho} - \hat{\rho}_0 = A(\phi - \phi_0)^\beta, \quad (10)$$

with $\beta \approx 2.5$ and $A \approx 0.6$. It is interesting to note that a similar tendency has been recently observed in 2D for soft-disks assemblies with a similar exponent, which evidences a seemingly universal geometrical characteristic of the compaction of rounded soft particles, as for the relation between Z and ϕ .

The change in grain shape is necessarily coupled with a redistribution of stresses within the grains. Thus, let us consider the Cauchy stress tensor $\boldsymbol{\sigma}^C$ calculated inside the grains. Note that $\boldsymbol{\sigma}^C$ should not be confused with the granular stress tensor $\boldsymbol{\sigma}$ defined above and calculated from the contact forces. Figure 6 shows a cross-section images of an assembly of 100 particles, where the color scale represents the von Mises stress computed at each node. After the jammed state, strong heterogeneities in the stress distribution inside the particles can be seen (see Fig.6(a)).

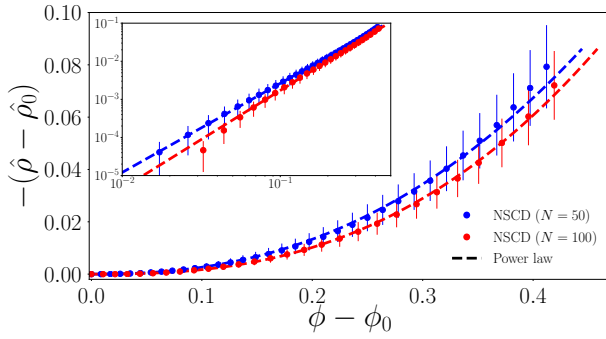


Fig. 5 Evolution of the excess sphericity, $\hat{\rho} - \hat{\rho}_0$ as a function of the excess packing fraction $\phi - \phi_0$ for the isotropic compaction of soft spheres. The dashed line is the power-law relation given by Eq. (10).

The grains are mainly deformed at the contact points, which generally support the maximum stress. Far beyond the jammed state (Fig.6(b,c)), the shape of the grains strongly changes, the size of the pore declines, and the spatial stress distributions tend to homogenize.

Fig. 7 shows the evolution of the probability density functions (PDF) of the equivalent von Mises stress σ_{vm} . Close to the jammed state, we observe exponential decays reminiscent of the distribution of contact forces classically observed in rigid particle assemblies^{82–85}. This underlines the fact that, although the assembly is isotropically compressed at the macroscopic scale, the particles may undergo large shear stress. As the packing fraction increases, the PDFs get narrower and gradually transform into Gaussian-like distributions centered around a given mean value.

From these observations, and consistently to the previous observations made in two dimensions, a schematic picture emerges to describe the compaction from a local perspective. During the compaction, the assembly shifts from a rigid granular material to a continuous-like material. In the granular-material state, the voids are filled by affine displacement of the particles and small deformations that do not change the spherical shape of the particles significantly. Then, stress and contact force homogenize within the packing due to the increasing average contact surface and the mean coordination number. This progressive shift of the distributions to Gaussian-like distributions evidence that the system is turning into a more continuous-like material as the packing fraction approaches its maximum value. This is verified by the decreasing standard deviation of such distributions (inset in Fig. 7(b)).

4 Conclusions

This paper investigates the compaction behavior of three-dimensional soft spherical particle assemblies through the Non-Smooth Contact Dynamic Method. From the jammed state to a packing fraction close to 1, various packings composed of 50 and 100 meshed spherical particles were isotropically compressed by applying a constant inward velocity on the boundaries. The mean compaction behavior was analyzed by averaging over the independent initial states.

One of the main results of this work is the writing of a new

equation for the compaction of 3D soft spherical particle assemblies based on micromechanical considerations and entirely determined from the structural properties of the packing. More precisely, this equation is derived from the micromechanical expression of the granular stress tensor together with the approximation of the Hertz contact law between two spherical particles at small strain and assuming a logarithmic shape of the compaction curve at large strain. The prediction given by this model nicely reproduces our numerical data and previous experimental results found in the literature.

Moreover, our numerical data shows that the power-law relation between the coordination number and the packing fraction, after the jamming, is still valid in three-dimensional compaction of elastic spheres, which allows us, *in fine*, to write a compaction equation nicely fitting our numerical data. Further, we show that the stress distribution within the particles becomes more homogeneous as the packing fraction increases. Close to the jammed state, the probability density functions of the von Mises stress decrease exponentially as the maximum stress increases. The distributions progressively shift into a Gaussian-like shape at high packing fractions, which means that the system turns into a more continuous-like material.

The general methodology used for the build-up of this 3D compaction equation was previously implemented in two-dimensional geometries. Although the compaction curves in two and three dimensions appear to be similar in their overall shape (i.e., in both cases, the packing fraction increases and tends asymptotically to a maximum value as the confining stress increases), it is interesting to note that the equation underlying the variation of P with ϕ established with the same micromechanical framework depends on the dimensionality. The origin of this dependence on the space dimension lies in the functional form of the contact law in the small deformation regime. Thus, for pursuing a more general compaction equation, it is possible to apply the same micromechanical framework described in this article to assemblies whose particles have more complex behaviors, such as plastic, elasto-plastic, or visco-elastoplastic, and also to polydisperse systems. It will be enough to identify the force law between two particles and integrate it into the framework presented here for all these cases.

Finally, we would also like to point out that, from our best knowledge, this is the first time that the Non-Smooth Contact Dynamics Method is applied to the case of compaction of deformable grains assembly in three dimensions.

From a purely numerical perspective, many efforts still need to be made on numerical optimization and parallelization of algorithms to increase performance and system size. In particular, it would be interesting to consider periodic conditions in 3D, at least in two directions.

We thank Frederic Dubois for the valuable technical advice on the simulations in LMGC90 and the fruitful discussions regarding the numerical strategies for modeling highly deformable particles in the frame of the Non-Smooth Contact Dynamic method, specifically in three dimensions. We also would like to thank the anonymous Referees for their valuable and constructive comments during the review of this manuscript. We acknowledge the support of the High-Performance Computing Platform MESO@LR.

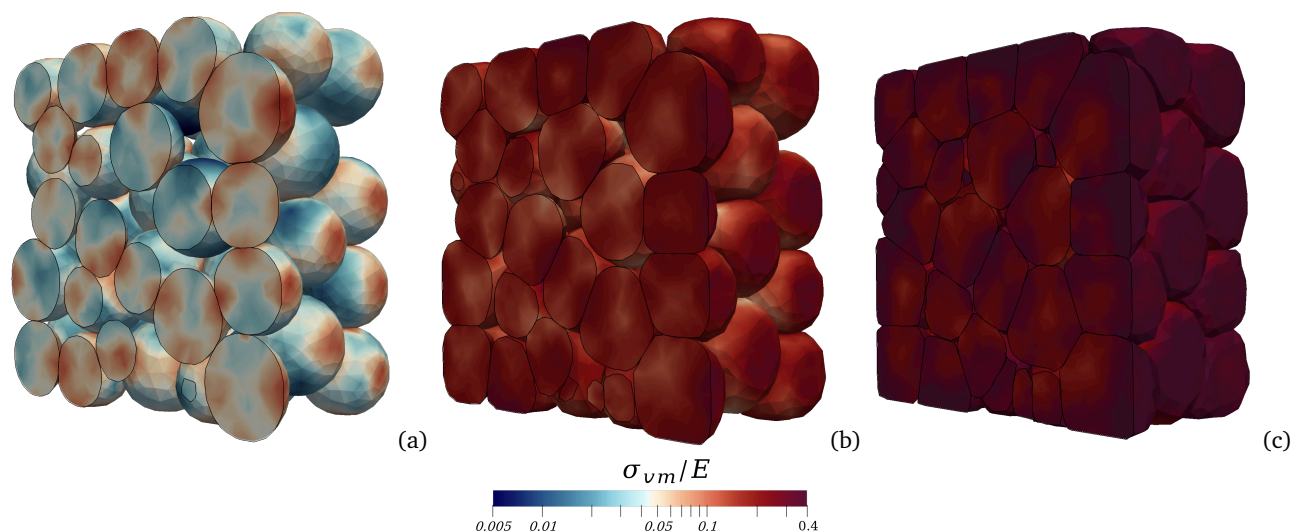


Fig. 6 Three dimensional cross-section of the von Mises stress field σ_{vm} at each particle and for different packing fraction $\phi = 0.66$ (a), $\phi = 0.86$ (b) and $\phi = 0.96$ (c) in an assembly of 100 particles. The color intensity is proportional to the von Mises stress scaled by the Young modulus, σ_{vm}/E .

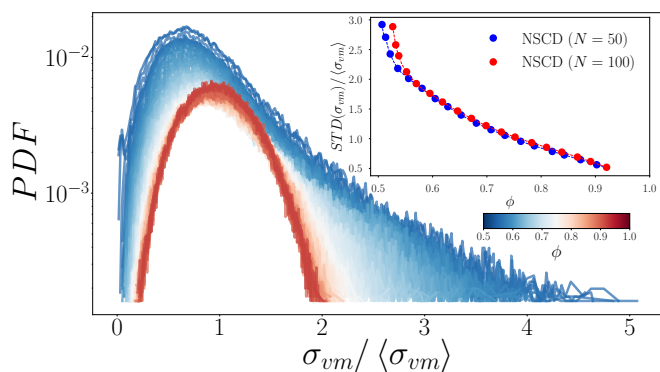


Fig. 7 Probability density function (PDF) of the local von Mises stress σ_{vm} computed on each node and normalized by the corresponding average value in one of the systems composed of 100 particles. The inset shows the standard deviation of the distribution of σ_{vm} as a function of the packing fraction ϕ for 50 and 100 particles assemblies (averaged over the four independent systems).

Conflicts of interest

There are no conflicts to declare.

Notes and references

- 1 G. Katgert and M. van Hecke, *Europhysics Letters*, 2010, **92**, 34002.
- 2 Y. Chélin, K. Azzag, P. Cañadas, J. Averseng, S. Baghdiguian and B. Maurin, *Journal of Biomechanics*, 2013, **46**, 1075 – 1080.
- 3 J. A. Dijksman, N. Brodu and R. P. Behringer, *Review of Scientific Instrument*, 2017, **88**, 051807.
- 4 G. Katgert, B. P. Tighe and M. van Hecke, *Soft Matter*, 2013, **9**, 9739–9746.
- 5 R. W. Heckel, *Trans Metal Soc Aime*, 1961, **221**, 671–675.
- 6 J. M. Montes, F. G. Cuevas, J. Cintas and Y. Torres, *Granular*

Matter, 2010, **12**, 617–627.

- 7 L. Parilak, E. Dudrova, R. Bidulsky and M. Kabatova, *Powder Technology*, 2017, **322**, 447–460.
- 8 J. M. Montes, F. G. Cuevas, J. Cintas, Y. Torres and E. Caballero, *Powder Metallurgy*, 2018, **61**, 219–230.
- 9 B. Indraratna, Y. Qi, T. Ngo, C. Rujikiatkamjorn, F. Neville, Bessa-Ferreira and A. Shahkolahi, *Geosciences*, 2019, **9**, 30.
- 10 H. Khatami, A. Deng and M. Jaksa, *Geosynthetics International*, 2019, 1–58.
- 11 A. Anastasiadis, S. Kostas and P. Kyriazis, *Geotechnical and Geological Engineering*, 2012, **30**, 363.
- 12 A. Platzter, S. Rouhanifar, P. Richard, B. Cazacliu and E. Ibrahim, *Granular Matter*, 2018, **20**, 81.
- 13 M. Mashiri, J. Vinod, M. N. Sheikh and H.-H. Tsang, *Soils and Foundations*, 2015, **55**, 517 – 528.
- 14 K. Senetakis, A. Anastasiadis and K. Pitilakis, *Soil Dynamics and Earthquake Engineering*, 2012, **33**, 38 – 53.
- 15 K. Taghizadeh, H. Steeb, S. Luding and V. Magnanimo, *Proc. R. Soc. A*, 2021, **477**, 20200834.
- 16 D. Howell, R. P. Behringer and C. Veje, *Phys. Rev. Lett.*, 1999, **82**, 5241–5244.
- 17 K. Daniels, J. E. Kollmer and J. G. Puckett, *Review of Scientific Instruments*, 2017, **88**, 051808.
- 18 A. Abed Zadeh, J. Barés, T. A. Brzinski and al., *Granular Matter*, 2019, **83**, 83.
- 19 R. Hurley, E. Marteau, G. Ravichandran and J. E. Andrade, *Journal of the Mechanics and Physics of Solids*, 2014, **63**, 154–166.
- 20 E. Marteau and J. E. Andrade, *Granular Matter*, 2017, **19**, 77.
- 21 T.-L. Vu, J. Barés, S. Mora and S. Nezamabadi, *Phys. Rev. E*, 2019, **99**, 062903.
- 22 T.-l. Vu and J. Barés, *Phys. Rev. E*, 2019, **100**, 42907.
- 23 M. Teil, B. Harthong, D. Imbault and R. Peyroux, *EPJ Web of Conferences*, 2017, **140**, 02005.

- 24 J. Barés, N. Brodu, H. Zheng and J. A. Dijksman, *Granular Matter*, 2020, **22**, 21.
- 25 E. Ando, B. Marks and S. Roux, *Measurement Science and Technology*, 2021.
- 26 S. Mukhopadhyay and J. Peixinho, *Phys. Rev. E*, 2011, **84**, 011302.
- 27 P. A. Cundall and O. D. L. Strack, *Géotechnique*, 1979, **29**, 47–65.
- 28 V. Smilauer, E. Catalano, B. Chareyre, S. Dorofeenko, J. Duriez, N. Dyck, J. Elias, B. Er, A. Eulitz, A. Gladky, N. Guo, C. Jakob, F. Kneib, J. Kozicki, D. Marzougui, R. Maurin, C. Modenese, L. Scholtes, L. Sibille, J. Stransky, T. Sweijen, K. Thoeni and C. Yuan, *Yade Documentation 2nd ed*, Zenodo, 2015.
- 29 I. Agnolin and J. N. Roux, *International Journal of Solids and Structures*, 2008, **45**, 1101 – 1123.
- 30 R. T. Bonnecaze and M. Cloitre, *High Solid Dispersions*, 2010, 117–161.
- 31 I. Agnolin and J. N. Roux, *Phys. Rev. E*, 2007, **76**, 061302.
- 32 M. Dosta, C. Costa and H. Al-Qureshi, *EPJ Web of Conferences*, 2017, **140**, 15021.
- 33 S. Nezamabadi, T. H. Nguyen, J.-Y. Delenne and F. Radjai, *Granular Matter*, 2017, **19**,.
- 34 M. Asadi, A. Mahboubi and K. Thoeni, *Granular Matter*, 2018, **20**,.
- 35 E. Azéma, P. Sanchez and D. J. Scheeres, *Phys. Rev. E*, 2018, **98**, 030901(R).
- 36 T.-T. Vo, P. Mutabaruka, S. Nezamabadi, J.-Y. Delenne, E. Izard, R. Pellenq and F. Radjai, *Mechanics Research Communications*, 2018, **92**, 1–7.
- 37 A. Munjiza, *The Combined Finite-Discrete Element Method*, John Wiley and Sons, Ltd, 2004.
- 38 J. Moreau, *European Journal of Mechanics A Solids*, 1994, **19**, 93–114.
- 39 M. Jean, *Computer Methods in Applied Mechanics and Engineering*, 1999, **177**, 235–257.
- 40 D. T. Gethin, R. W. Lewis and R. S. Ransing, *Modelling and Simulation in Materials Science and Engineering*, 2002, **11**, 101–114.
- 41 A. T. Procopio and A. Zavaliangos, *Journal of the Mechanics and Physics of Solids*, 2005, **53**, 1523–1551.
- 42 I. Schmidt, A. Trondl, T. Kraft and A. Wonisch, *Proceedings of the Institution of Mechanical Engineers, Part E : Journal of Process Mechanical Engineering*, 2010, **224**, 187–194.
- 43 B. Harthong, D. Imbault and P. Dorémus, *Journal of the Mechanics and Physics of Solids*, 2012, **60**, 784–801.
- 44 N. Abdelmoula, B. Harthong, D. Imbault and P. Dorémus, *Journal of the Mechanics and Physics of Solids*, 2017, **109**, 142–159.
- 45 Y. Zou, X. An and R. Zou, *Powder Technology*, 2020, **361**, 297–305.
- 46 K. Peng, H. Pan, Z. Zheng and J. Yu, *Powder Technology*, 2021, **382**, 478–490.
- 47 T.-L. Vu, S. Nezamabadi and S. Mora, *Soft Matter*, 2020, **16**, 679–687.
- 48 T.-L. Vu, S. Nezamabadi and S. Mora, *Journal of the Mechanics and Physics of Solids*, 2021, **146**, 104201.
- 49 R. Panelli and F. Ambrozio Filho, *Powder Technology*, 2001, **114**, 255–261.
- 50 T. Çomoğlu, *Ankara Universitesi Eczacilik Fakultesi Dergisi*, 2007, **36**, 123–133.
- 51 P. J. Denny, *Powder Technology*, 2002, **127**, 162–172.
- 52 I. Popescu and R. Vidu, *Materials and Mechanics*, 2018, **16**,.
- 53 S. Nezamabadi, M. Ghadiri, J.-Y. Delenne and F. Radjai, *Comp. Part. Mech.*, 2021.
- 54 J. Secondi, *Powder Metallurgy*, 2002, **45**, 213–217.
- 55 M. M. Carroll and K. T. Kim, *Powder Metallurgy*, 1984, **27**, 153–159.
- 56 K. Kim and M. Carroll, *International Journal of Plasticity*, 1987, **3**, 63–73.
- 57 D. Cantor, M. Cárdenas-Barrantes, I. Preechawuttipong, M. Renouf and E. Azéma, *Physical Review Letters*, 2020, **124**, 208003.
- 58 M. Cárdenas-Barrantes, D. Cantor, J. Barés, M. Renouf and E. Azéma, *Phys. Rev. E*, 2021, **103**, 062902.
- 59 F. Dubois, V. Acary and M. Jean, *Comptes Rendus - Mécanique*, 2018, **346**, 247–262.
- 60 F. Dubois and M. Jean, *Analysis and Simulation of Contact Problems*, Springer Berlin / Heidelberg, 2006, vol. 27, pp. 375–378.
- 61 K. L. Johnson, *Contact Mechanics*, Cambridge University Press, Cambridge [Cambridgeshire] ; New York, 1985.
- 62 GDR MiDi, *The European Physical Journal E*, 2004, **14**, 341–365.
- 63 J. Zhou, C. Zhu, W. Zhang, W. Ai, X. Zhang and K. Liu, *Journal of Alloys and Compounds*, 2020, **817**, 153226.
- 64 J.-J. Moreau, *Micromechanics of Granular Materials*, ISTE, London, UK, 2009, pp. 51–100.
- 65 M. Cárdenas-Barrantes, D. Cantor, J. Barés, M. Renouf and E. Azéma, *Phys. Rev. E*, 2020, **102**, 032904.
- 66 R. Ge, *Powder Metallurgy*, 1995, **6**, 20–24.
- 67 Y. X. Zhang, X. Z. An and Y. L. Zhang, *Applied Physics A: Materials Science and Processing*, 2014, **118**, 1015–1021.
- 68 I. Wünsch, J. H. Finke, E. John, M. Juhnke and A. Kwade, *Pharmaceutics*, 2019, **11**, 121.
- 69 M. van Hecke, *Journal of Physics: Condensed Matter*, 2009, **22**, 033101.
- 70 A. Donev, S. Torquato and F. H. Stillinger, *Phys. Rev. E*, 2005, **71**, 011105.
- 71 K. C. Smith, M. Alam and T. S. Fisher, *Phys. Rev. E*, 2010, **82**, 051304.
- 72 T. S. Majmudar, M. Sperl, S. Luding and R. P. Behringer, *Physical Review Letters*, 2007, **98**, 058001.
- 73 M.-D. Lacasse, G. S. Grest, D. Levine, T. G. Mason and D. A. Weitz, *Phys. Rev. Lett.*, 1996, **76**, 3448–3451.
- 74 T. Liu, F. Khabaz, R. T. Bonnecaze and M. Cloitre, *Soft Matter*, 2018, **14**, 7064–7074.

- 75 L. Rothenburg and Bathurst, *Geotechnique*, 1989, **39**, 601–614.
- 76 I. Agnolin and J. N. Roux, *Phys. Rev. E*, 2007, **76**, 061304.
- 77 M. H. Khalili, J. N. Roux, J. M. Pereira, S. Brisard and M. Bornert, *Phys. Rev. E*, 2017, **95**, 032908.
- 78 N. Brodu, J. A. Dijksman and R. P. Behringer, *Nat Commun*, 2015, **6361**.
- 79 M. H. Khalili, J. N. Roux, J. M. Pereira, S. Brisard and M. Bornert, *Phys. Rev. E*, 2017, **95**, 032907.
- 80 V. Richefeu, M. S. El Youssoufi and F. Radjai, *Phys. Rev. E*, 2006, **73**, 1–11.
- 81 P. Cundall and O. Strack, *Geotechnique*, 1979, **29**, 47–65.
- 82 D.-H. Nguyen, E. Azéma, F. Radjai and P. Sornay, *Phys. Rev. E*, 2014, **90**, 012202.
- 83 D. M. Mueth, H. M. Jaeger and S. R. Nagel, *Phys. Rev. E*, 1998, **57**, 3164–3169.
- 84 K. E. Daniels, J. E. Kollmer and J. G. Puckett, *Review of Scientific Instruments*, 2017, **88**, 051808.
- 85 A. Abed Zadeh, J. Barés, T. A. Brzinski, K. E. Daniels, J. Dijksman, N. Docquier, H. O. Everitt, J. E. Kollmer, O. Lantsoght, D. Wang, M. Workamp, Y. Zhao and H. Zheng, *Granular Matter*, 2019, **21**, 83.