



**HAL**  
open science

## Analysis of the first KM3NeT-ORCA data

V. Pestel, Z. Aly, L. Nauta

► **To cite this version:**

V. Pestel, Z. Aly, L. Nauta. Analysis of the first KM3NeT-ORCA data. Postponed: 9th Very Large Volume Neutrino Telescope Workshop, May 2021, Valencia, Spain. pp.C11010, 10.1088/1748-0221/16/11/C11010 . hal-03473082

**HAL Id: hal-03473082**

**<https://hal.science/hal-03473082>**

Submitted on 23 Mar 2022

**HAL** is a multi-disciplinary open access archive for the deposit and dissemination of scientific research documents, whether they are published or not. The documents may come from teaching and research institutions in France or abroad, or from public or private research centers.

L'archive ouverte pluridisciplinaire **HAL**, est destinée au dépôt et à la diffusion de documents scientifiques de niveau recherche, publiés ou non, émanant des établissements d'enseignement et de recherche français ou étrangers, des laboratoires publics ou privés.

1 PREPARED FOR SUBMISSION TO JINST  
2 VLVNT 2021 - VERY LARGE VOLUME NEUTRINO TELESCOPE WORKSHOP 2021  
3 18 - 21 MAY 2021  
4 VALENCIA

## 5 Analysis of the first KM3NeT-ORCA data

---

6 **Valentin Pestel,<sup>a,1</sup> Zineb Aly,<sup>b</sup> Lodewijk Nauta<sup>a</sup> on behalf of KM3NeT collaboration**

7 <sup>a</sup>*Nikhef, Amsterdam, Netherlands*

8 <sup>b</sup>*CPPM, Marseilles, France*

9 *E-mail:* [vpestel@nikhef.nl](mailto:vpestel@nikhef.nl)

10 **ABSTRACT:** ORCA, Oscillation Research with Cosmics in the Abyss, is the low energy KM3NeT  
11 neutrino underwater detector, located in the French Mediterranean sea. It comprises a dense  
12 array of optical modules designed to detect the emitted Cherenkov light emitted from charged  
13 particles resulting from neutrino interactions in the vicinity of the detector. Its main physics goal  
14 is the determination of the neutrino mass hierarchy by quantifying the matter-induced effect on the  
15 oscillation probabilities of atmospheric neutrinos in the energy range, 3-50 GeV, where the effects  
16 of neutrino oscillation phenomena are dominant.

17 In 2019, four detection units were operational. Two more had been added in early 2020. This  
18 work presents an overview of the detector performance in 2019 and 2020 as well as its sensitivity  
19 to neutrino oscillations.

20 **KEYWORDS:** Cherenkov detectors, Neutrino detectors

21 **ARXIV EPRINT:** [1234.56789](https://arxiv.org/abs/1234.56789)

---

<sup>1</sup>Corresponding author.

---

## 22 Contents

23	<b>1 Introduction</b>	<b>1</b>
24	<b>2 Neutrino signal extraction</b>	<b>1</b>
25	<b>3 Neutrino oscillation sensitivity</b>	<b>3</b>
26	<b>4 Summary and discussion</b>	<b>4</b>

---

## 27 1 Introduction

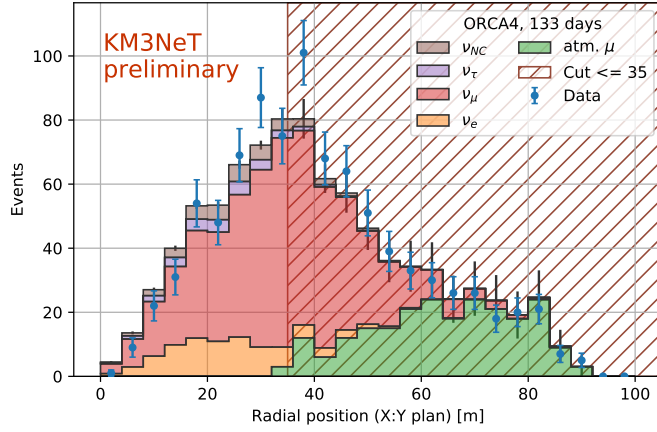
28 The KM3NeT Collaboration is building the 2 next-generation large volume neutrino detectors in  
29 the Mediterranean Sea. Both telescopes rely on the same technology to detect the Cherenkov light  
30 emitted by secondary particles after neutrino interaction. Digital Optical Modules (DOMs), made  
31 of 31 PMTs pointing in every direction, are combined on a line to form a Detection Unit (DU).  
32 The ARCA detector (Astroparticle Research with Cosmics in the Abyss) is located close to Sicily  
33 (Italy) at 3.4 km depth and optimized for neutrinos of energies from 1 TeV to 1 PeV. To reach a km<sup>3</sup>  
34 volume, it will be made of 230 DU sparsely separated. ORCA (Oscillation Research with Cosmics  
35 in the Abyss) is the low energy counterpart, situated at 2.4 km depth on Toulon’s (France) shores.  
36 It is optimized for neutrino energies between 1 GeV and 100 GeV, making it especially suited for  
37 atmospheric neutrino detection. When completed, the 115 DU of the ORCA detector will achieve  
38 a detection volume of about 7 Mton.

39 Atmospheric neutrinos are offering a great source to study neutrino oscillation. While covering  
40 a large energy range, they also provide a large range of propagation distances, from tens of km to  
41 ten of thousand km. Coupled with the large detection volume of a deep-sea cherenkov telescope,  
42 ORCA aims to probe the atmospheric oscillation parameters  $\Delta m_{23}^2$  and  $\theta_{23}$  with world leading  
43 sensitivity. The long path of neutrinos through the earth also offer an occasion to probe the neutrino  
44 mass ordering [1].

45 Since mid-2019 4 DUs are steadily taking data in the ORCA detector. This initial detector was  
46 raised to 6 DUs after a deployment campaign in January 2020. In this communication, the emphasis  
47 will be put on the 4 DU configuration (ORCA4). More recent results with the 6 DUs configuration  
48 are shown in [2].

## 49 2 Neutrino signal extraction

50 The total data taking period for ORCA4 is 191.9 days, with a detector uptime of about 91%.  
51 However, for the study presented here, a significant part of the runs were discarded, based on the  
52 fact that technical issues were encountered and no proper study was done to estimate the impact on



**Figure 1.** Reconstructed interaction point distance to detector center in horizontal plane. The muons (green) are produced in the atmosphere, therefore here the radial position correspond to the point where the light produced by the track start to be detected. It explains the very different behaviour compared to neutrinos, for which the starting point of the track can be close to the detection volume.

53 neutrino sensitivity. The problem were later solved, allowing for a larger run acceptance in the  
 54 future study. After applying this run selection, the exposure time is 133.1 days.

55 During this period, the telescope was triggered with a typical rate of 6-7 Hz, while the averaged  
 56 PMT rate was fluctuating between 7 kHz and 14 Hz, demonstrating the triggering algorithm robust-  
 57 ness against random background. This rate is dominated by atmospheric muons events reaching  
 58 the detector volume. Based on Monte-Carlo simulation, the trigger-rate from atmospheric muons  
 59 is expected to be not less than 600000 events per day. Considering that in the same condition 40  
 60 neutrinos are expected, it requires a 5 orders of magnitude background reduction.

61 The first criteria is applied on the zenith angle of the event. The selection focuses on the  
 62 upgoing events, where no atmospheric muons are expected. However, a small fraction are miss-  
 63 reconstructed as upgoing, which make the upgoing channel still dominated by this background.  
 64 Secondly, by selecting tracks where the reconstruction algorithm yields a better quality estimation,  
 65 a suppression of the atmospheric muon component is achieved, while also selecting neutrinos  
 66 with the best angular and energy resolution. Finally, to get rid of the remaining contamination, a  
 67 containment cut is defined. For ORCA4, the distance between the reconstructed interaction point  
 68 (i.e. where the track start) and the detector center in the horizontal plane is computed. This radial  
 69 position offers a good leverage to reject the remaining spurious muons events, as it can be seen on  
 70 figure 1.

71 381 events are surviving the selection, which correspond to a daily event rate of  $2.86 \pm$   
 72  $0.15 \text{ day}^{-1}$ . For the same period, the Monte-Carlo simulations<sup>1</sup> are predicting  $2.92 \pm 0.02 \text{ day}^{-1}$ <sup>2</sup>  
 73 for the neutrinos and  $0.02 \pm 0.02 \text{ day}^{-1}$  for atmospheric muons, indicating a very good neutrino

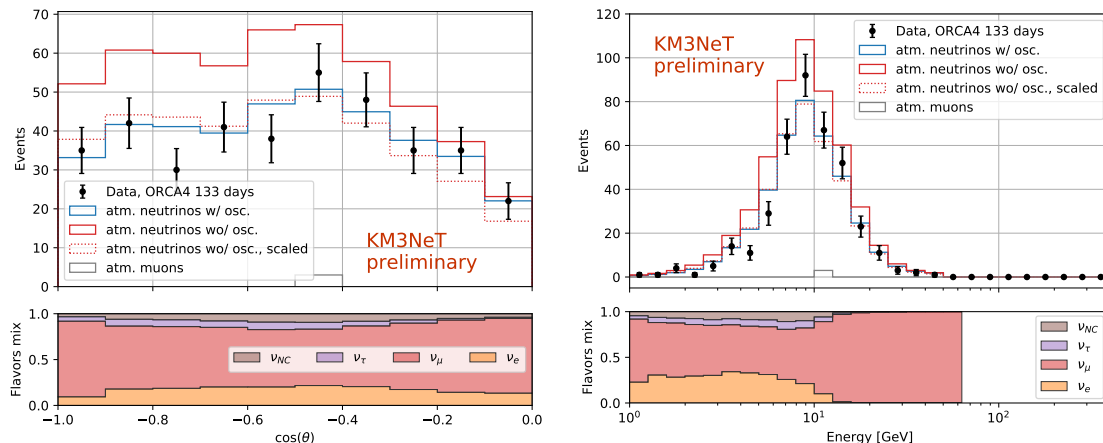
<sup>1</sup>Neutrinos events are generated using gSeaGen [7] neutrino generator and weighted using the HKKM2014 [5] flux at Frejus position. Oscillation are propagated using *nuFit 5.0* [3] best-fit values and earth PREM model [4]. Atmospheric muons are generated using MUPAGE [6].

<sup>2</sup>Uncertainties on Monte-Carlo are only considering stastiscal errors. Systematical uncertainty sources, such as the flux shape/normalisation, the interaction cross-section, have still to be included.

74 purity for the selected sample.

75 In addition to the rate agreement between data and Monte-Carlo simulations, figure 1 and  
 76 figure 2 are showing respectively the good agreement in term of position in the detector and  
 77 reconstructed energy/direction.

### 78 3 Neutrino oscillation sensitivity



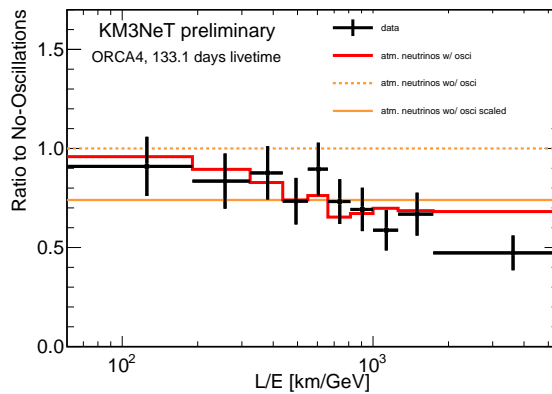
**Figure 2.** Left:  $\cos(\text{zenith})$  angle distribution for selected events. Right: reconstructed energy for selected events, based on the reconstructed track length.

79 The zenith angle distribution on figure 2 gives a comparison of the expected results without and  
 80 with oscillation, using best-fit value from *nuFit* 5.0[3]. The distribution shows an angle dependant  
 81 effect of the oscillation, more pronounced for upgoing events (i.e.  $\cos(\theta) = -1$ ), even if the effect  
 82 is smeared by the degraded angular resolution of such a small detector.

83 The energy used in this study is based on the reconstructed track length, converted to energy  
 84 using a constant ionization potential for the muons of  $0.25 \text{ GeV}\cdot\text{m}^{-1}$ , which is an acceptable  
 85 approximation in the considered energy range (1-100 GeV). The distribution shown of figure 2 is  
 86 clearly peaked around 10 GeV, which can be explained by the current detector geometry. Being a tall  
 87 and thin cylinder, most of the tracks are crossing the detection volume for about 40 m, corresponding  
 88 to 10 GeV reconstructed energy. Due to this limitation in the visible track length, the detector energy  
 89 response is highly degraded for events above 10 GeV. This leads to a situation where the neutrino  
 90 oscillation effect is limited to a amplitude modulation of the distribution, reducing the impact of  
 91 the energy dependence of the oscillation effects in the detector sensitivity.

92 In order to properly extract the sensitivity to neutrino oscillation, the data are represented  
 93 in term of  $L/E$  ratio, as it can be seen on figure 3. By comparing no-oscillation and oscillation  
 94 hypothesis to the data with a free normalisation<sup>3</sup>, the selected events favoured neutrino oscillation  
 95 at  $2.5 \sigma$ .

<sup>3</sup>The systematic uncertainties were still not thoroughly studied when this result was presented. By only fitting the shape, the collaboration is being very conservative.



**Figure 3.** L/E distribution, normalized to the no-oscillation hypothesis. L is the propagation length of the neutrino, obtained from the zenith angle. E is the reconstructed energy.

## 96 4 Summary and discussion

97 The KM3NeT/ORCA detector is currently being deployed in the Mediterranean Sea. In this  
 98 communication, we present an analysis of 133.1 days of data taken with the first 4 of the 115  
 99 Detection Units to be deployed. Even with such a small fraction of the detector, a neutrino  
 100 sample with a good purity can be extracted, with a rate of about 2.9 neutrinos per day. The  
 101 agreement between data and Monte-Carlo simulation, for both the shape and the rate, shows a good  
 102 understanding of the experimental apparatus response.

103 The selected data are favouring oscillation against no-oscillation at  $2.5\sigma$  level, in a conservative  
 104 comparison only including the shape of the L/E distribution. The detector is already close to probe  
 105 neutrino oscillation, even with a very simple analysis that so far does not include events other than  
 106 track-like events, i.e. mainly muons neutrinos, for which energy resolution is highly degraded by  
 107 the detector geometry.

108 The 6 DU detector currently operated is offering a larger data sample, combined to better  
 109 resolution from a larger detector, resulting in an improved sensitivity. In parallel, development  
 110 effort are done to introduce a cascade event reconstruction, a separation between cascade and track  
 111 events, as well as properly estimated systematic errors.

## 112 References

- 113 [1] KM3NeT collaboration, *Determining the Neutrino Mass Ordering and Oscillation Parameters with*  
 114 *KM3NeT/ORCA*, 2021, arXiv:2103.09885
- 115 [2] Lodewijk Nauta, on behalf of the KM3NeT collaboration, *First neutrino oscillation measurement in*  
 116 *KM3NeT/ORCA*, ICRC 2021 (talk).
- 117 [3] Esteban *et. al*, *The fate of hints: updated global analysis of three-flavor neutrino oscillations*, Journal  
 118 of High Energy Physics, 2020, DOI: 10.1007/JHEP09(2020)178.
- 119 [4] Dziewonski and Anderson, *Preliminary reference Earth model.*, Phys. Earth Plan., 1981, DOI:  
 120 10.17611/DP/9991844.

- 121 [5] Honda *et. al*, *Atmospheric neutrino flux calculation using the NRLMSISE00 atmospheric model*,  
122 *Physical Review D*, 2015, DOI: 10.1103/PhysRevD.92.023004.
- 123 [6] G.Carminati *et. al*, *Atmospheric MUons from PArametric formulas: a fast GEnerator for neutrino*  
124 *telescopes (MUPAGE)*, *Comput.Phys.Commun*, 2008, DOI: 10.1016/j.cpc.2008.07.014.
- 125 [7] KM3NeT collaboration, *gSeaGen: the KM3NeT GENIE-based code for neutrino telescopes*,  
126 *Comput.Phys.Commun*, 2020, DOI: 10.1016/j.cpc.2020.107477.