



HAL
open science

Preparation and structural characterization of [CpRu(1,10-phenanthroline)(CH₃CN)][X] and precursor complexes (X= PF₆, BArF, TRISPHAT-N)

Thierry Achard, Léo Egger, Cecilia Tortoreto, Laure Guénée, Jérôme Lacour

► To cite this version:

Thierry Achard, Léo Egger, Cecilia Tortoreto, Laure Guénée, Jérôme Lacour. Preparation and structural characterization of [CpRu(1,10-phenanthroline)(CH₃CN)][X] and precursor complexes (X= PF₆, BArF, TRISPHAT-N). *Helvetica Chimica Acta*, 2020, 103 (12), pp.e2000190. 10.1002/hlca.202000190 . hal-03455618

HAL Id: hal-03455618

<https://hal.science/hal-03455618v1>

Submitted on 29 Nov 2021

HAL is a multi-disciplinary open access archive for the deposit and dissemination of scientific research documents, whether they are published or not. The documents may come from teaching and research institutions in France or abroad, or from public or private research centers.

L'archive ouverte pluridisciplinaire **HAL**, est destinée au dépôt et à la diffusion de documents scientifiques de niveau recherche, publiés ou non, émanant des établissements d'enseignement et de recherche français ou étrangers, des laboratoires publics ou privés.

Preparation and structural characterization of [CpRu(1,10-phenanthroline)(CH₃CN)][X] and precursor complexes (X= PF₆, BAr_F, TRISPHAT-N)

Thierry Achard,^a Léo Egger,^a Cecilia Tortoreto,^a Laure Guénée,^b Jérôme Lacour ^{*:a}

^a Département de Chimie Organique, Université de Genève, quai Ernest Ansermet 30, 1211 Geneva 4 (Switzerland),
jerome.lacour@unige.ch

^b Laboratoire de Cristallographie, Université de Genève, quai Ernest Ansermet 24, 1211 Geneva 4 (Switzerland)

Dedicated to Antonio Togni

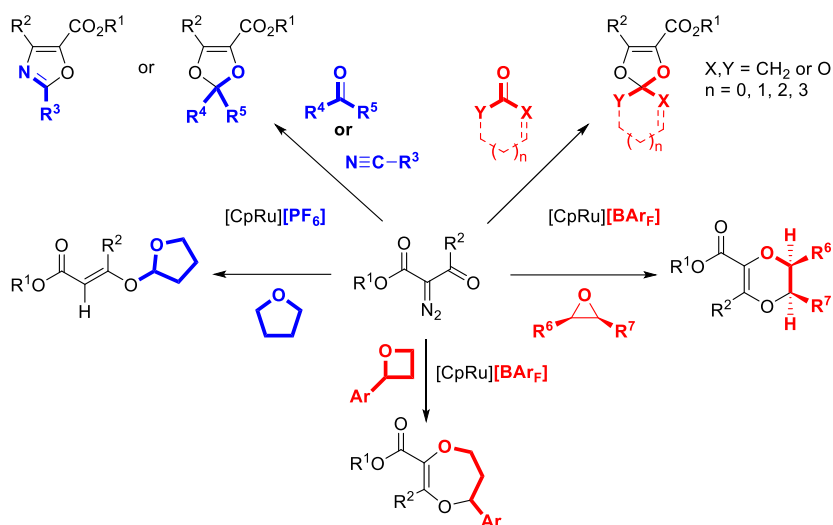
Cationic [Ru(η^5 -C₅H₅)(CH₃CN)₃]⁺ complex, tris(acetonitrile)(cyclopentadienyl)ruthenium(II), gives rise to a very rich organometallic chemistry. Combined with diimine ligands, and 1,10-phenanthroline in particular, this system efficiently catalyzes diazo decomposition processes to generate metal-carbenes which undergo a series of original transformations in the presence of *Lewis* basic substrates. Herein, syntheses and characterizations of [CpRu(Phen)(L)] complexes with (large) lipophilic non-coordinating (PF₆⁻ and BAr_F⁻) and coordinating N-TRISPHAT⁻ anions are reported. Complex [CpRu(η^6 -naphthalene)][BAr_F] **[1][BAr_F]** is readily accessible, in high yield, by direct counterion exchange between **[1][PF₆]** and sodium tetrakis[3,5-bis(trifluoromethyl)phenyl]borate (NaBAr_F) salts. Ligand exchange of **[1][BAr_F]** in acetonitrile generated stable [Ru(η^5 -C₅H₅)(CH₃CN)₃][BAr_F] **[2][BAr_F]** complex in high yield. Then, the desired [CpRu(Phen)(CH₃CN)] **[3]** complexes were obtained from either the **[1]** or **[2]** complex in the presence of the 1,10-phenanthroline as ligand. For characterization and comparison purposes, the anionic hemilabile ligand TRISPHAT-N (TTN) was introduced on the ruthenium center, from the complex **[3][PF₆]**, to quantitatively generate the desired complex [CpRu(Phen)(TTN)] **[4]** by displacement of the remaining acetonitrile ligand and of the PF₆⁻ anion. Solid state structures of complexes **[1][BAr_F]**, **[2][BAr_F]**, **[3][BAr_F]**, **[3][PF₆]** and **[4]** were determined by X-ray diffraction studies and are discussed herein.

Keywords: Ruthenium • Cyclopentadienyl • Catalysis • Solid-state

Introduction

Since its discovery by Gill and Mann in 1982, the cationic [(η^5 -C₅H₅)Ru(CH₃CN)₃]⁺ complex, commonly written [CpRu(CH₃CN)₃]⁺, has proven to be a powerful building block in organometallic chemistry.^[1-7] In fact, the CpRu fragment, and its Cp*Ru analogue, are recognized as effective catalysts for the promotion of many versatile synthetic transformations.^[4, 5, 8-12] Of importance for the current study, combinations of [CpRu] and nitrogen-based ligands^[1, 3, 13, 14] such as diimines^[15-26] were also found to catalyze original processes.^[7, 27, 28] For example, [CpRu(CH₃CN)₃][PF₆] and pyridine-imine/pyridine-oxazoline ligands are effective catalysts in enantioselective decarboxylative rearrangements of allylic β -ketoesters and carbonates.^[26] Kitamura successfully applied enantiopure dipyrroloimidazole ligands and [CpRu] in enantioselective dehydrative C-, N-, and O-allylation.^[14, 33, 34] CpRu(bipyridine) complexes were shown to be active catalysts for both deoxygenation of 1,2-hexanediol and glycerol^[35] and hydrogenation of ketone in acidic conditions.^[36] Previously, Herzon *et al.* described the efficient anti-Markovnikov hydration of alkynes catalyzed by [CpRu(N[^]N)] (N[^]N = diimine ligand) derivatives.^[37-39]

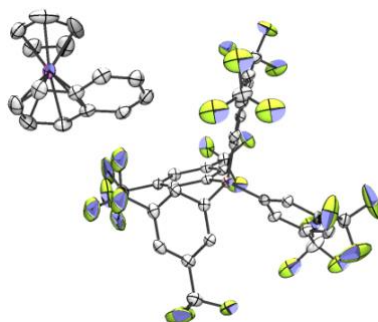
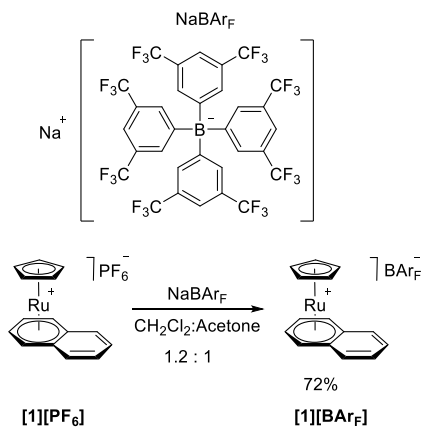
Of interest in our laboratory, the [CpRu] fragment is also an interesting alternative to transition metal salts and complexes for the decomposition of diazo derivatives providing metal carbene or carbenoid intermediates upon dinitrogen extrusion.^[40-45] In fact, in the presence of combinations of [CpRu(CH₃CN)₃][PF₆] (as pre-catalysts) and diimine ligands (Phen = 1,10-phenanthroline, in particular),^[8, 46, 47] α -diazo- β -ketoesters react smoothly and provide selective 1,3-C-H insertions into THF^[48] and O-H insertions into alcohols. This catalytic system also promotes condensation reactions with nitriles, ketones, aldehydes and more recently with lactones and cyclic carbonates to generate the corresponding heterocycles (**Scheme 1**).^[49, 50] Finally, in recent studies, regio and *syn*-stereoselective three-atoms insertions into a large variety of epoxides and oxetanes were described leading to the formation of original 1,4-dioxene and 1,4-dioxepine motifs respectively with, as pre-catalyst, the [CpRu(CH₃CN)₃][BAr_F] (BAr_F = tetrakis[3,5-bis(trifluoromethyl)phenyl]borate) specifically.^[51, 52] In view of the influence played by the BAr_F or PF₆ anion nature onto the [CpRu] reactivity^[44] but also, more generally, of the importance of negative counterions in catalysis,^[53-55] care was then taken to determine the structural impact associated such gegenions onto [CpRu(1,10-phenanthroline)(CH₃CN)][X] and precursor complexes.



Scheme 1. One-pot reactions of α -diazoacetates and Lewis bases catalyzed by $[\text{CpRu}][\text{X}]$ which stands for $[\text{CpRu}(\text{Phen})\text{CH}_3\text{CN}][\text{X}]$ complexes ($\text{X} = \text{PF}_6$ (blue), BAR_F (red)).

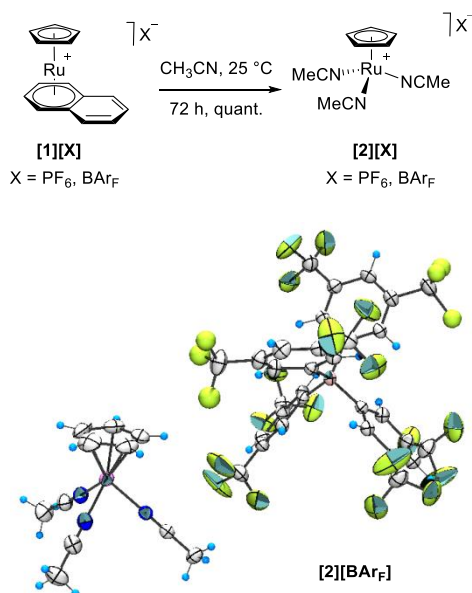
Results and Discussion

Cationic $[\text{CpRu}(\eta^6\text{-naphthalene})]^+$ [**1**] (naphthalene = Naph), a practical and general precursor popularized by E. Peter Kundig for the formation of complex $[\text{CpRu}(\text{CH}_3\text{CN})_3]^+$ [**2**], is readily accessible with an array of negative counterions, such as Cl^- , CF_3SO_3^- , SbF_6^- , PF_6^- or BF_4^- .^[56] However and unfortunately, previous attempts to perform anion metathesis of chloride to BAR_F by a direct exchange of $[\text{CpRu}(\eta^6\text{-naphthalene})][\text{Cl}]$ with NaBAR_F , were not met with success.^[56] This problem could be circumvented in our hands starting from the $[\text{CpRu}(\eta^6\text{-naphthalene})][\text{PF}_6]$ salt instead which was prepared following microwave assisted protocols.^[56, 57] In practice, a simple mixing for 30 min of NaBAR_F and [**1**] $[\text{PF}_6]$ in a homogenous dichloromethane/acetone solution (1.2/1) provided, after crystallization from dichloromethane and hexane at 4 °C, the desired $[\text{CpRu}(\eta^6\text{-naphthalene})][\text{BAR}_F]$ complex namely [**1**] $[\text{BAR}_F]$ in good yield (72%, **Scheme 2**). The obtained yellow crystals were furthermore suitable for X-ray diffraction analysis, selected bond lengths and angles are given in **Table 1**.



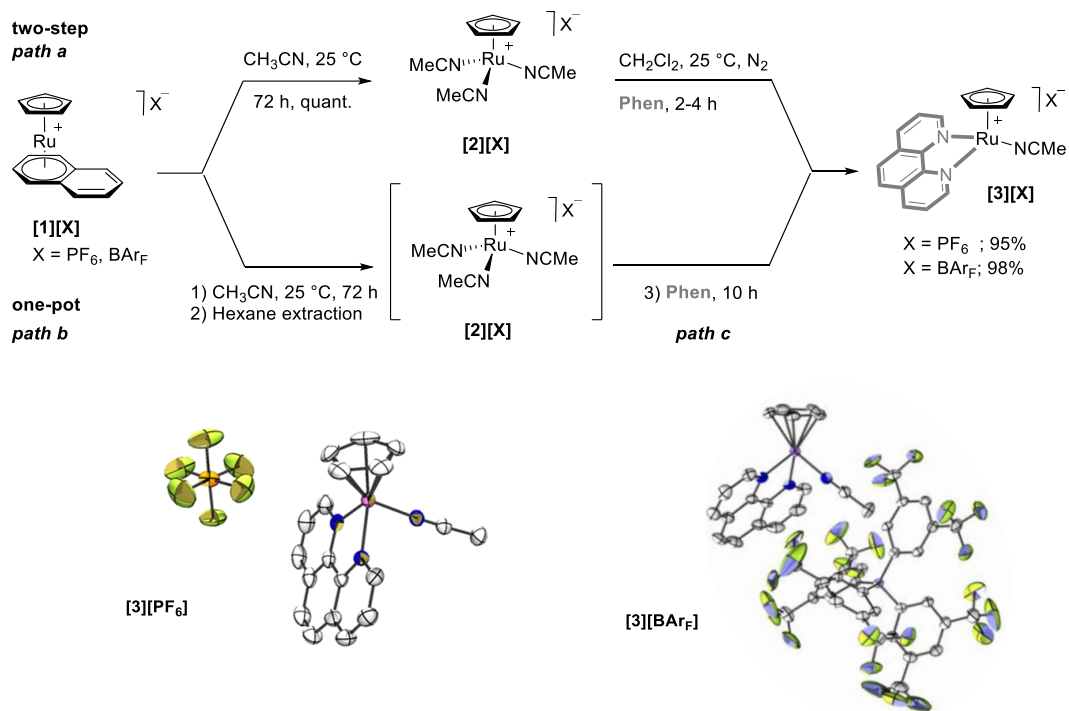
Scheme 2. Anion metathesis from PF_6^- to BAr_F^- ; X-ray structure of $[\mathbf{1}][\text{BAr}_F]$. Thermal ellipsoids are drawn at 50 % probability level and hydrogen atoms omitted for clarity.

The $\text{Ru}\cdots\text{Cp}$ distance of 1.811 Å in complex $[\mathbf{1}][\text{BAr}_F]$ is similar that observed for $[\mathbf{1}][\text{PF}_6]$ ^[58] and $[\mathbf{1}][\text{TRISPHAT}]$ ^[59] complexes (TRISPHAT = Tris(tetrachlorobenzenediolato)phosphate) but significantly shorter than the corresponding distance in $[\text{CpRu}(\text{benzene})][\text{PF}_6]$ derivative (1.845 Å).^[60, 61] However, the $\text{Ru}\cdots\text{Naph}$ distances 1.719, 1.717 and 1.725 for $[\mathbf{1}][\text{PF}_6]$, $[\mathbf{1}][\text{BAr}_F]$ and $[\mathbf{1}][\text{TRISPHAT}]$ respectively, are longer than that reported for the benzene complex highlighting the known higher lability of naphthalene.^[61] As observed for other $[\mathbf{1}][\text{X}]$ complexes, the bond lengths of the two quaternary carbons of the bicyclic ring were longer (0.05 Å) than other $\text{Ru}-\text{C}_{\text{Naphthalene}}$ bonds.^{[58],[59]} The $\text{Ru}-\text{C}_{\text{Cp}}$ (average 2.166 Å) in $[\mathbf{1}][\text{BAr}_F]$ is shorter than others reported for $[\text{CpRu}(\eta^6\text{-naphthalene})]$ complexes.^{[58],[59]} With precursors $[\text{CpRu}(\eta^6\text{-naphthalene})][\text{X}]$ in hand ($\text{X} = \text{PF}_6, \text{BAr}_F$),^[1-3, 56, 62] targeted derivatives were readily prepared, thanks to the facile haptotropic $\eta^6 \rightarrow \eta^4$ ring slippage of complexes $[\mathbf{1}]$ which allowed the straightforward displacement of the naphthalene ligand by acetonitrile molecules (**Scheme 3**).^[56] At the end of the reaction, the free naphthalene moiety was simply removed by extraction of the acetonitrile solution with dry hexane to afford, after evaporation of the acetonitrile, yellow complexes $[\mathbf{2}][\text{PF}_6]$ and $[\mathbf{2}][\text{BAr}_F]$ in quantitative yield.^[63] Slow diffusion of hexane in a solution of $[\mathbf{2}][\text{BAr}_F]$ in methylene chloride at 4 °C for 3 days yielded suitable crystals for X-ray diffraction analysis (**Scheme 3**). The $\text{Ru}\cdots\text{Cp}$ distance of 1.779 Å in complex $[\mathbf{2}][\text{BAr}_F]$ is found slightly shorter compared to $[\mathbf{1}][\text{BAr}_F]$. The three Ru -acetonitrile (AN) bonds are not completely equivalent but their bond distances are in the same range around 2.08-2.09 Å. These differences in the solid state can be explained by the spatial proximity of the acetonitrile moieties to the BAr_F anion(s) in the crystal unit cell. It was found that the presence of BAr_F^- as counterion strongly reduces the oxygen and moisture sensitivity of the $[\text{CpRu}(\text{CH}_3\text{CN})_3]^+$ fragment compared to its PF_6^- analogue which decomposes under air after a few days only. In addition, the acetonitrile moieties are labile in their own right and this behavior has been strongly exploited to prepare further $[\text{CpRu}]$ derivatives under mild conditions.^[1-3, 64-77]



Scheme 3. Synthesis of $[\text{CpRu}(\text{CH}_3\text{CN})_3][\text{X}]$; X-ray structure of $[\mathbf{2}][\text{BAr}_F]$. Thermal ellipsoids are drawn at 50 % probability level and hydrogen atoms omitted for clarity.

In our case, care was taken to utilize 1,10-phenanthroline (**Phen**) as a model diimine ligand, and the resulting complexes $[\mathbf{3}][\text{X}]$ were generated either directly from $[\text{CpRu}(\eta^6\text{-naphthalene})][\text{X}]$ or *via* the intermediacy of $[\text{CpRu}(\text{CH}_3\text{CN})_3][\text{X}]$ in acetonitrile solutions. Experimentally, 1 equiv of 1,10-phenanthroline was added to a dichloromethane solution of the desired $[\mathbf{2}]$ complex and the resulting purple mixture was stirred at room temperature under argon. Reaction completion was achieved within 2-4 hours affording the corresponding $[\mathbf{3}][\text{X}]$ moiety (**Scheme 4**, path a).^[78] Practically, these ligand exchange steps can be combined into a single sequential process using acetonitrile as the single solvent. However, in this case, the coordination of 1,10-phenanthroline to the ruthenium center is slower due to the direct competition with coordinating acetonitrile solvent molecules (**Scheme 4**, paths b and c).^[79] In each case, the dark purple solution was evaporated to dryness and the crude mixture was allowed to recrystallize in dichloromethane/hexane to afford complex $[\mathbf{3}][\text{PF}_6]$ in a high yield of 92%. Dark red X-ray quality crystals were further obtained by slow diffusion of hexane in a THF solution of $[\mathbf{3}][\text{PF}_6]$ at 4 °C for 3 days and a structural analysis was performed (**Scheme 4**). Selected bond lengths and angles are given in **Table 1**. Complex $[\mathbf{3}][\text{BAr}_F]$ was synthesized using the same ligand exchange procedure giving after recrystallization, in a 1:3 mixture of hexane:dichloromethane, dark red crystals in 98% yield. Selected bond lengths and angles are given in **Table 1** as well.



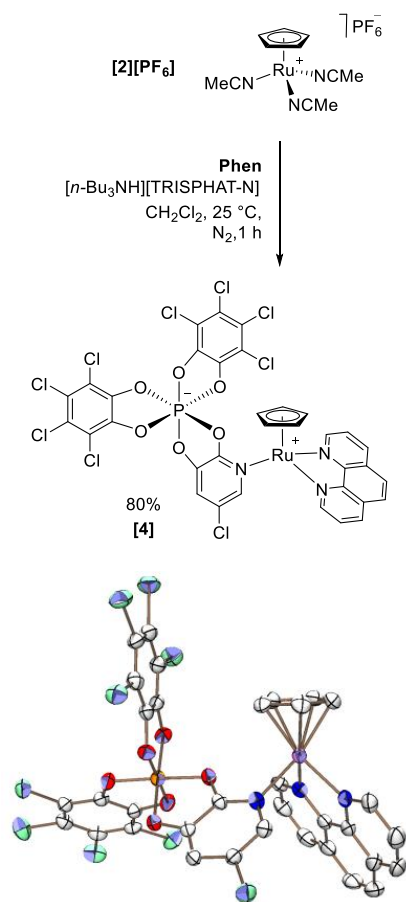
Scheme 4. Synthesis of [CpRu(CH₃CN)₃][X] and [CpRu(1,10-Phenanthroline)(CH₃CN)₂][X] complexes (X = PF₆, BAr_F), salts **[2][X]** and **[3][X]** respectively. ORTEP views of **[3][PF₆]** and **[3][BAr_F]**. Thermal ellipsoids are drawn at 50 % probability level. Hydrogen atoms are omitted for clarity.

Table 1. Selected bond lengths (Å) and angles (deg) for CpRu complexes **1** to **4** with estimated standard deviations in parentheses.^[a]

Bond lengths / angles	[1][BAr_F]	[2][BAr_F]	[3][PF₆]	[3][BAr_F]	[4]
Ru-N1 _{Phen}	-	-	2.105(3)	2.104(3)	2.109(4)
Ru-N2 _{Phen}	-	-	2.106(3)	2.101(3)	2.088(4)
Ru-N3 _{AN}	-	2.081; 2.089; 2.090(3)	2.074(3)	2.074(3)	-
Ru-N _{TTN}	-	-	-	-	2.150(4)
Ru-P	-	-	6.281(1)	-	4.872(1)
Ru-B	8.324(4)	9.721(3)	-	7.890(4)	-
Ru-C _{Cp}	2.151(6)	2.138(4)	2.152(4)	2.163(4)	2.175(4)
Ru-C _{Cp}	2.158(6)	2.143(4)	2.137(4)	2.146(4)	2.155(5)
Ru-C _{Cp}	2.167(5)	2.151(4)	2.151(4)	2.141(4)	2.160(5)
Ru-C _{Cp}	2.178(6)	2.152(4)	2.156(4)	2.152(4)	2.144(4)
Ru-C _{Cp}	2.182(5)	2.152(4)	2.178(4)	2.154(4)	2.133(5)
Ru-C _{Naph}	2.198(5)	-	-	-	-
Ru-C _{Naph}	2.202(5)	-	-	-	-
Ru-C _{Naph}	2.208(5)	-	-	-	-
Ru-C _{Naph}	2.213(5)	-	-	-	-
Ru-C _{Naph}	2.261(4)	-	-	-	-
Ru-C _{Naph}	2.267(4)	-	-	-	-
N1-Ru-N2	-	-	77.2(1)	77.4(1)	77.9(2)
N2-Ru-N3	-	-	85.9(1)	87.2(1)	85.8(1)

^[a] AN = acetonitrile, Cp = cyclopentadiene; Naph = naphthalene, TTN = Trisphat-N

Previously, our group reported the synthesis and the resolution of hexacoordinated phosphorus(V) TRISPHAT-N anion (TRISPHAT-N = Bis[3,4,5,6-tetrachlorobenzene-1,2-diolato][5-chloropyridine-2,3-diolato]phosphate).^[80] This chiral anion, owing to the presence of a *Lewis* basic pyridine moiety in the framework, has the ability to coordinate to metal centers; previous studies demonstrating an allied hemilability.^[80, 81] Furthermore, an important lipophilicity is given by the phosphate skeleton which then allows the ready chromatographic isolation and separation of zwitterionic adducts. In practice, counter ion exchange took place in dichloromethane using the isolated **[3][PF₆]** complex and racemic [*n*-Bu₃NH][TRISPHAT-N] salt which generated, in one hour, the desired [CpRu(phen)(TRISPHAT-N)], or [CpRu(phen)(TTN)] **[4]** complex. Alternatively, a complete one-pot reaction could be reached in 3 h only by simply mixing an equimolar amounts of [CpRu(CH₃CN)₃][PF₆], 1,10-phenanthroline and [*n*-Bu₃NH][TRISPHAT-N] (**Scheme 5**). In each case, the compound was purified by column chromatography (*R_f* 0.98 in methylene chloride) to give a red solid in good yield (80%). Noteworthy, when attempted, the direct anion exchange metathesis between lipophilic TTN⁻ and BAR_F⁻ failed, complex **[3][BAR_F]** being totally recovered at the end of the reaction. Gratifyingly, the desired air and moisture stable **[4]** complex was found to be moderately soluble in dichloromethane/pentane at -20 °C. X-Ray quality crystals were obtained and a structural analysis was performed (**Scheme 5**).



Scheme 5. Synthesis and ORTEP view of [CpRu(phen)(TTN)] **[4]** complex. Thermal ellipsoids are drawn at 50 % probability level. Hydrogen atoms are omitted for clarity.

These X-ray structural analyses indicated that the ruthenium atom is π -coordinated to the C₅H₅ ring and in a σ mode to N donor bidentate phenanthroline and to an acetonitrile fragment in a piano stool mode (**Schemes 3 and 4**). The average Ru-N bond length of 2.104 Å for complexes **[3][PF₆]** and **[3][BAR_F]** is in agreement with values for reported piano stool CpRu(N[^]N) complexes with, for example, an average of ~2.095 Å for [CpRu(bipy)(CH₃CN)][OTf].^[35] These values highlight the σ -donor character of the 1,10-Phenanthroline ligand. Similarly, the Ru-NC-Me bond length average of 2.074 Å is in line with other Ru-NC-Me complexes (2.071 Å).^[35, 36, 65, 82-84]

The Ru-C_{Cp} distances are in the range of 2.137–2.178 Å and their average (2.153 Å) agrees with those reported for [CpRu(bipy)(CH₃CN)][OTf] cationic complex.^[35] The Ru-C_p distance, in which C_p is the Cp centroid, for complex [PF₆] is 1.793 Å, and hence comparable to that of 1.791 Å observed for CpRu(bipy) complex. Curiously, both non-coordinating [BAR_F] and coordinating anion [TTN] showed slightly shorter distances of 1.784 and 1.781 respectively. However, the symmetry breakage in **[4]** caused by the coordination

of TRISPHAT-N through the ruthenium center has an effect on the σ -bond lengths as Ru-N1 (2.109 Å) and Ru-N2 (2.088 Å) are not equivalent anymore (**Scheme 5**).

As already mentioned, it has been established that the nature of anionic counterions play a crucial role in catalysis.^[85] Interactions between cationic and anionic partners can strongly affect the solubility of resulting catalysts, the rate and the selectivity of reactions or even change its course.^[83, 86-96] For years it was assumed that anions such as BF_4^- , PF_6^- and SbF_6^- were non-coordinating, but now there are better described as “weakly coordinating anion” (WCA).^[97-101] However, previous investigations have shown that these anions are able to interact with cations either directly or through hydrogen bonds.^[102-106] To take into account the possible occurrence of such interactions, careful analyses of hydrogen and fluorine contacts were monitored in both solid state (X-ray) and in solution (NMR ^1H - ^{19}F HOESY experiments). In the X-ray structure packing of **[3][PF₆]**, hexafluorophosphate anions were showed to interact via H...F interactions not only with the hydrogen atoms of acetonitrile ligands but also with that of the Cp ring ($\text{H} \cdots \text{F} < 3\text{Å}$, **Table 2**). The solid state structure of complex **[3][BAr_F]** was also investigated and once again, relatively short contact between fluorine atoms and both acetonitrile and Cp ligands (2.6-3.0 Å, **Table 2**) could be found. Lastly, the greater distance between the (formally) positively charged ruthenium and negatively charged boron atoms in **[3][BAr_F]** ($\text{Ru} \cdots \text{B} : 7.89\text{ Å}$) advocates *in fine* for a stronger Lewis acidic metal coordination site which, in retrospect, might provide higher catalyst turnover frequency for the BAr_F^- salt as compared to complex **[3][PF₆]** for which the anion/cation pair seems to be tighter ($\text{Ru} \cdots \text{P} : 6.28\text{ Å}$). In solution, ^1H - ^{19}F HOESY spectra were measured in deuterated dichloromethane for both **[3][PF₆]** and **[3][BAr_F]** salts. In both instances, signals corresponding to NOE interactions between the anions and bound acetonitrile and Cp ligands could not be observed. In accordance with other studies in moderately dissociative solvents like CD_2Cl_2 ,^[83] these results suggest that both PF_6^- and BAr_F^- anions are not strongly paired with [CpRu] fragments in such solutions.

Table 2. Selected bonds lengths [Å] and angles [deg] for complexes **[3]** with estimated standard deviations in parentheses.

C-H...F Hydrogen Bonds interactions (Å)			
C-H...F	H...F	C...F	C-H...F
[3][PF₆]			
C14-H... F4	3.041(4)	3.884(6)	148.8(2)
C16-H... F1 ^[a]	2.544(5)	3.224(7)	128.6(3)
NC19-H...F3 ^{**} [a]	2.667(4)	3.642(6)	173.1(2)
NC19-H...F6 ^{**} [a]	2.588(4)	3.366(6)	136.4(3)
[3][BAr_F]			
C15-H...F20	2.614(4)	3.266(6)	126.2(3)
C16-H...F20	3.051(5)	3.469(7)	108.3(3)
NC19-H...F7	2.611(5)	3.208(6)	119.4(3)

^[a] Fluorine atom from a symmetry equivalent molecule of PF_6^- in the crystal packing (') -1+x, y, z and (**) 1-x, -y, 1-z.

Conclusions

In summary, the synthesis and X-ray structural analyses of [CpRu(Phen)] fragments combined with large lipophilic PF_6^- , BAr_F^- and TRISPHAT-N anions were achieved. Starting with the air-stable [CpRu(η^6 -naphthalene)][PF_6^-] precursor, complex [CpRu(η^6 -naphthalene)][BAr_F^-] was prepared on multigram scale through simple ion exchange metathesis from the PF_6^- salt. Corresponding [CpRu(CH_3CN)₃][X] complexes (X = PF_6^- , BAr_F^-) were generated in acetonitrile, and subsequently used for ligand exchange reaction to afford [CpRu(Phen)CH₃CN][X] salts in high yield from isolated **[2][X]** precursors. In CH_2Cl_2 , hemi-labile TRISPHAT-N anion easily displaced the last acetonitrile ligand of derivatives **[3][X]** to form air stable complex **[4]**, readily purified by chromatography. Care was also taken to study the nature of the solution and solid-state interactions occurring among combinations of CpRu fragments and Phen ligand on one hand, and PF_6^- , BAr_F^- and TRISPHAT-N⁻ anions on the other. Investigations by ^1H - ^{19}F HOESY spectroscopy in solution and solid-state X-ray measurements did not indicate any significant ion pairing within both PF_6^- and BAr_F^- salts. This lack of severe ion pairing constraint is in accordance with the catalytic properties of these derivatives, which allow the facile decomposition of α -diazo- β -ketoesters and subsequent transformations of the derived metal carbenes.

Experimental Section

The dataset for this article can be found at the following DOI: 10.26037/yareta:rnzapl6k5c7fmyb551366gope. It will be preserved for 10 years. Synthetic procedures and spectral characterization of new compounds are reported in the electronic supporting information. CCDC-2026525 to 2026529 contain the supplementary crystallographic data for this work. These data can be obtained free of charge from *The Cambridge Crystallographic Data Centre* via www.ccdc.cam.ac.uk/data_request/cif.

Acknowledgements

We thank the University of Geneva and the Swiss National Science Foundation for financial support. We acknowledge the contributions of the Sciences Mass Spectrometry (SMS) platform at the Faculty of Sciences, University of Geneva. We also thank Júlia Viñas Lóbez, Guillaume Levitre and Romain Pertschi for proofreading the manuscript and Romain Pertschi for the addition of the accelerated procedure for the trisacetonitrile complex synthesis.

Author Contribution Statement

T. A., L. E. and C. T. performed the experiments and characterization of all materials and co-wrote the manuscript. L. G. performed the X-ray diffraction studies and co-wrote sections dedicated to solid-state analyses. J. L. supervised the work and wrote the manuscript. All authors commented on the manuscript.

References

- [1] T. P. Gill, K. R. Mann, 'Photochemical properties of the cyclopentadienyl(eta.6-benzene)ruthenium(II) cation. The synthesis and reactions of a synthetically useful intermediate: the cyclopentadienyltris(acetonitrile)ruthenium(II) cation', *Organometallics* **1982**, *1*, 485-488.
- [2] C. Slugovc, E. Rüba, R. Schmid, K. Kirchner, K. Mereiter, 'Recent Chemistry Based on the [RuCp(CH₃CN)₃]⁺ Cation: Reappraisal of an Old Precursor', *Monatsh. Chem.* **2000**, *131*, 1241-1251.
- [3] B. M. Trost, C. M. Older, 'A Convenient Synthetic Route to [CpRu(CH₃CN)₃]PF₆', *Organometallics* **2002**, *21*, 2544-2546.
- [4] B. M. Trost, F. D. Toste, A. B. Pinkerton, 'Non-Metathesis Ruthenium-Catalyzed C-C Bond Formation', *Chem. Rev.* **2001**, *101*, 2067-2096.
- [5] B. M. Trost, M. U. Frederiksen, M. T. Rudd, 'Ruthenium-catalyzed reactions - A treasure trove of atom-economic transformations', *Angew. Chem. Int. Ed.* **2005**, *44*, 6630-6666.
- [6] C. Bruneau, P. H. Dixneuf, 'Metal vinylidenes and allenylidenes in catalysis: Applications in anti-Markovnikov additions to terminal alkynes and alkene metathesis', *Angew. Chem. Int. Ed.* **2006**, *45*, 2176-2203.
- [7] D. S. Perekalin, A. R. Kudinov, 'Cyclopentadienyl ruthenium complexes with naphthalene and other polycyclic aromatic ligands', *Coord. Chem. Rev.* **2014**, *276*, 153-173.
- [8] M. D. Mbaye, B. Demerseman, J. L. Renaud, L. Toupet, C. Bruneau, '[Cp*(η²-bipy)(MeCN)Ru^{II}][PF₆] catalysts for regioselective allylic substitution and characterization of dicationic [Cp*(η²-bipy)(η³-allyl)RuIV][PF₆]₂ intermediates', *Angew. Chem. Int. Ed.* **2003**, *42*, 5066-5068.
- [9] S. Derien, P. H. Dixneuf, 'The versatility of molecular ruthenium catalyst RuCl(COD)(C₅Me₅)', *J. Organomet. Chem.* **2004**, *689*, 1382-1392.
- [10] M. D. Mbaye, B. Demerseman, J. L. Renaud, L. Toupet, C. Bruneau, 'Ruthenium-catalyzed O-allylation of phenols from allylic chlorides via cationic Cp*(η³-allyl)(MeCN)RuX PF₆ complexes', *Adv. Synth. Catal.* **2004**, *346*, 835-841.
- [11] R. Hermatschweiler, I. Fernandez, F. Breher, P. S. Pregosin, L. F. Veiros, M. J. Calhorda, 'Ruthenium-catalyzed allylic alkylation reactions: Carbonate-based catalysts and intermediates', *Angew. Chem. Int. Ed.* **2005**, *44*, 4397-4400.
- [12] C. Bruneau, J.-L. Renaud, B. Demerseman, 'Pentamethylcyclopentadienyl-ruthenium catalysts for regio- and enantioselective allylation of nucleophiles', *Chem. Eur. J.* **2006**, *12*, 5178-5187.
- [13] S. Mori, T. Mochida, 'Preparation and Properties of Cyclopentadienyl Ruthenocenium Complexes with 1,2-Disubstituted Benzene Ligands: Competition between Chelate Coordination and Sandwich Coordination', *Organometallics* **2013**, *32*, 283-288.
- [14] K. Miyata, H. Kutsuna, S. Kawakami, M. Kitamura, 'A Chiral Bidentate sp(2)-N Ligand, Naph-diPIM: Application to CpRu-Catalyzed Asymmetric Dehydrative C-, N-, and O-Allylation', *Angew. Chem. Int. Ed.* **2011**, *50*, 4649-4653.
- [15] R. Uson, L. A. Oro, M. A. Ciriano, M. M. Naval, M. C. Apreda, C. Focesfoces, F. H. Cano, S. GarciaBlanco, 'Cyclopentadienylruthenium Complexes With Chelating Diamines And Diolefins - Crystal-Structures Of Ru(Nbd)(PPh₃)(η-C₅H₅)ClO₄ And Ru((η⁵-C₆H₅)Ph₂PO)(η-C₅H₅)ClO₄ - A New Mode Of Coordination Of Triphenylphosphine Oxide', *J. Organomet. Chem.* **1983**, *256*, 331-347.
- [16] R. F. N. Ashok, M. Gupta, K. S. Arulsamy, U. C. Agarwala, 'Cyclopentadienyl Ruthenium Complexes .1. Reactivity Of Some η⁵-Cyclopentadienylbistriphenylphosphineruthenium(II) Complexes With N-Donor Heterocyclic Ligands', *Inorg. Chim. Acta* **1985**, *98*, 161-167.
- [17] R. F. N. Ashok, M. Gupta, K. S. Arulsamy, U. C. Agarwala, 'Cyclopentadienyl Ruthenium Complexes .2. Reactivity Of Some η⁵-Cyclopentadienylbis(Triphenylphosphine)-Ruthenium(II) Complexes With Nitrosyl Chloride And Nitrosyl Bromide', *Inorg. Chim. Acta* **1985**, *98*, 169-179.
- [18] R. F. N. Ashok, M. Gupta, K. S. Arulsamy, U. C. Agarwala, 'Cyclopentadienyl Ruthenium Complexes .3. Reactivity Of Some η⁵-Cyclopentadienylbis(Triphenylphosphine)Ruthenium(II) Complexes With Nitrosyl Tribromide-2 And Dinitrogen Trioxide', *Can. J. Chem.* **1985**, *63*, 963-970.
- [19] M. O. Albers, D. J. Robinson, E. Singleton, 'the chemistry of cyclopentadienyl-ruthenium and cyclopentadienyl-osmium complexes .2. novel mononuclear cyclopentadienylruthenium complexes containing aromatic amine ligands - a facile synthetic route', *J. Organomet. Chem.* **1986**, *311*, 207-215.
- [20] M. O. Albers, D. C. Liles, D. J. Robinson, E. Singleton, 'The Chemistry Of Cyclopentadienyl-Ruthenium And Cyclopentadienyl-Osmium Complexes .5. The Systematic Synthesis Of Novel Bridged Diruthenium Cations Containing Cyclopentadienyl And

- Bidentate Amine Ligands - The Crystal And Molecular-Structure Of $(\eta^5\text{-C}_5\text{H}_5)\text{Ru}(\text{1,10-phen})_2(\text{-dppm})(\text{PF}_6)_2\cdot\text{CH}_2\text{Cl}_2$ [dppm=bis(Diphenylphosphino)Methane - phen=phenanthroline], *Organometallics* **1987**, *6*, 2179-2189.
- [21] B. de Klerk-Engels, J. G. P. Delis, K. Vrieze, K. Goubitz, J. Fraanje, 'Synthesis Of Cyclopentadienyl-(1,4-Diisopropyl-1,3-Diazabutadiene)(L)Ruthenium Trifluoromethanesulfonate (L = Alkene, Alkyne, Co, Pyridine, PPh₃) - X-Ray Structure Of $(\eta^5\text{-C}_5\text{H}_5)\text{Ru}(\text{iPr-DAB})(\eta^2\text{-propene})[\text{CF}_3\text{SO}_3]$ ', *Organometallics* **1994**, *13*, 3269-3278.
- [22] B. de Klerk-Engels, J. G. P. Delis, J.-M. Ernstring, C. J. Elsevier, H.-W. Frühauf, D. J. Stufkens, K. Vrieze, K. Goubitz, J. Fraanje, 'Alkene rotation in $[\text{Ru}(\eta^5\text{-C}_5\text{H}_5)(\text{L}_2)(\eta^2\text{-alkene})[\text{CF}_3\text{SO}_3]$ with L₂ = iPr- or pTol-diazabutadiene. X-ray crystal structure of $[\text{Ru}(\eta^5\text{-C}_5\text{H}_5)(\text{pTol-DAB})(\eta^2\text{-ethene})[\text{CF}_3\text{SO}_3]$ ', *Inorg. Chim. Acta* **1995**, *240*, 273-284.
- [23] C. Nataro, J. B. Chen, R. J. Angelici, 'Cyanide ligand basicities in Cp^{*}M(L)₂CN complexes (M = Ru, Fe). Correlation between heats of protonation and νCN', *Inorg. Chem.* **1998**, *37*, 1868-1875.
- [24] P. Govindaswamy, Y. A. Mozharivskiy, M. R. Kollipara, 'Synthesis and characterization of cyclopentadienylruthenium(II) complexes containing N,N'-donor Schiff base ligands: crystal and molecular structure of $(\eta^5\text{-C}_5\text{H}_5)\text{Ru}(\text{C}_5\text{H}_4\text{N-2-CH=N-C}_6\text{H}_4\text{-p-OCH}_3)(\text{PPh}_3)\text{PF}_6$ ', *Polyhedron* **2004**, *23*, 1567-1572.
- [25] J. Gomez, G. Garcia-Herbosa, J. V. Cuevas, A. Arnaiz, A. Carbayo, A. Munoz, L. Falvello, P. E. Fanwick, 'Diastereospecific and diastereoselective syntheses of ruthenium(II) complexes using N,N' bidentate ligands aryl-pyridin-2-ylmethyl-amine ArNH-CH₂-2-C₅H₄N and their oxidation to imine Ligands', *Inorg. Chem.* **2006**, *45*, 2483-2493.
- [26] S. Constant, S. Tortoioli, J. Mueller, J. Lacour, 'An enantioselective CpRu-catalyzed Carroll rearrangement', *Angew. Chem. Int. Ed.* **2007**, *46*, 2082-2085.
- [27] M. D. Mbaye, J.-L. Renaud, B. Demerseman, C. Bruneau, 'First enantioselective allylic etherification with phenols catalyzed by chiral ruthenium bisoxazoline complexes', *Chem. Commun.* **2004**, 1870-1871.
- [28] S. Gruber, P. S. Pregosin, 'Ruthenium Catalyzed Selective Regio- and Mono-Allylation of Cyclic 1,3-Diketones Using Allyl Alcohols as Substrates', *Adv. Synth. Catal.* **2009**, *351*, 3235-3242.
- [29] D. Linder, F. Buron, S. Constant, J. Lacour, 'Enantioselective CpRu-Catalyzed Carroll Rearrangement - Ligand and Metal Source Importance', *Eur. J. Org. Chem.* **2008**, 5778-5785.
- [30] M. Austeri, D. Linder, J. Lacour, 'Enantioselective and regioselective ruthenium-catalyzed decarboxylative etherification of allyl aryl carbonates', *Chem. Eur. J.* **2008**, *14*, 5737-5741.
- [31] D. Linder, M. Austeri, J. Lacour, 'Lewis acid/CpRu dual catalysis in the enantioselective decarboxylative allylation of ketone enolates', *Org. Biomol. Chem.* **2009**, *7*, 4057-4061.
- [32] M. Austeri, D. Linder, J. Lacour, '(Cyclopentadienyl)ruthenium-Catalyzed Regio- and Enantioselective Decarboxylative Allylic Etherification of Allyl Aryl and Alkyl Carbonates', *Adv. Synth. Catal.* **2010**, *352*, 3339-3347.
- [33] K. Miyata, M. Kitamura, 'Asymmetric Dehydrative C-, N-, and O-Allylation Using Naph-diPIM-dioxo-i-Pr-CpRu/p-TsOH Combined Catalyst', *Synthesis-Stuttgart* **2012**, *44*, 2138-2146.
- [34] M. Kitamura, K. Miyata, T. Seki, N. Vatmurge, S. Tanaka, 'CpRu-catalyzed asymmetric dehydrative allylation', *Pure Appl. Chem.* **2013**, *85*, 1121-1132.
- [35] M. E. Thibault, D. V. DiMondo, M. Jennings, P. V. Abdelnur, M. N. Eberlin, M. Schlaf, 'Cyclopentadienyl and pentamethylcyclopentadienyl ruthenium complexes as catalysts for the total deoxygenation of 1,2-hexanediol and glycerol', *Green Chem.* **2011**, *13*, 357-366.
- [36] D. DiMondo, M. E. Thibault, J. Britten, M. Schlaf, 'Comparison of the Catalytic Activity of $(\eta^5\text{-C}_5\text{H}_5)\text{Ru}(\text{2,2'bipyridine})(\text{L})\text{-Tf}$ versus $(\eta^5\text{-C}_5\text{H}_5)\text{Ru}(\text{6,6'-diamino-2,2'bipyridine})(\text{L})\text{OTf}$ (L = labile ligand) in the Hydrogenation of Cyclohexanone. Evidence for the Presence of a Metal Ligand Bifunctional Mechanism under Acidic Conditions', *Organometallics* **2013**, *32*, 6541-6554.
- [37] L. Li, M. Zeng, S. B. Herzon, 'Broad-Spectrum Catalysts for the Ambient Temperature Anti-Markovnikov Hydration of Alkynes', *Angew. Chem. Int. Ed.* **2014**, *53*, 7892-7895.
- [38] L. Li, S. B. Herzon, 'Temporal separation of catalytic activities allows anti-Markovnikov reductive functionalization of terminal alkynes', *Nature Chem.* **2014**, *6*, 22-27.
- [39] M. Zeng, L. Li, S. B. Herzon, 'A Highly Active and Air-Stable Ruthenium Complex for the Ambient Temperature Anti-Markovnikov Reductive Hydration of Terminal Alkynes', *J. Am. Chem. Soc.* **2014**, *136*, 7058-7067.
- [40] W. Baratta, A. Del Zotto, P. Rigo, 'Highly stereoselective formation of cis-enediones from \square -diazo carbonyl compounds catalysed by $\text{RuCl}(\eta^5\text{-C}_5\text{H}_5)(\text{PPh}_3)_2$ ', *Chem. Commun.* **1997**, 2163-2164.
- [41] W. Baratta, W. A. Herrman, R. M. Kratzer, P. Rigo, 'Half-sandwich ruthenium(II) catalysts for C-C coupling reactions between alkenes and diazo compounds', *Organometallics* **2000**, *19*, 3664-3669.
- [42] G. Maas, 'Ruthenium-catalysed carbenoid cyclopropanation reactions with diazo compounds', *Chem. Soc. Rev.* **2004**, *33*, 183-190.
- [43] M. Basato, C. Tubaro, A. Biffis, M. Bonato, G. Buscemi, F. Lighezzolo, P. Lunardi, C. Vianini, F. Benetollo, A. Del Zotto, 'Reactions of Diazo Compounds with Alkenes Catalysed by $\text{RuCl}(\text{cod})(\text{Cp})$: Effect of the Substituents in the Formation of Cyclopropanation or Metathesis Products', *Chem. Eur. J.* **2009**, *15*, 1516-1526.
- [44] C. Tortoreto, T. Achard, M. Austeri, W. Zeghida, J. Lacour, 'Original Reactivity of \square -Diazo- \square -ketoesters Catalyzed by CpRu Complexes', *Chimia* **2014**, *68*, 243-247.
- [45] O. A. Davis, R. A. Croft, J. A. Bull, 'Synthesis of Substituted 1,4-Dioxenes through O-H Insertion and Cyclization Using Keto-Diazo Compounds', *J. Org. Chem.* **2016**, *81*, 11477-11488.
- [46] J. L. Renaud, C. Bruneau, B. Demerseman, 'Ruthenium-bisimine: A new catalytic precursor for regioselective allylic alkylation', *Synlett* **2003**, 408-410.
- [47] M. D. Mbaye, B. Demerseman, J.-L. Renaud, C. Bruneau, ' α -Diimines as nitrogen ligands for ruthenium-catalyzed allylation reactions and related (pentamethylcyclopentadienyl) ruthenium complexes', *J. Organomet. Chem.* **2005**, *690*, 2149-2158.
- [48] C. Tortoreto, T. Achard, W. Zeghida, M. Austeri, L. Guenee, J. Lacour, 'Enol Acetal Synthesis through Carbenoid C-H Insertion into Tetrahydrofuran Catalyzed by CpRu Complexes', *Angew. Chem. Int. Ed.* **2012**, *51*, 5847-5851.
- [49] M. Austeri, D. Rix, W. Zeghida, J. Lacour, 'CpRu-Catalyzed O-H Insertion and Condensation Reactions of \square -Diazocarbonyl Compounds', *Org. Lett.* **2011**, *13*, 1394-1397.
- [50] C. Tortoreto, T. Achard, L. Egger, L. Guenee, J. Lacour, 'Synthesis of Spiro Ketals, Orthoesters, and Orthocarbonates by CpRu-Catalyzed Decomposition of \square -Diazo- \square -ketoesters', *Org. Lett.* **2016**, *18*, 240-243.
- [51] T. Achard, C. Tortoreto, A. I. Poblador-Bahamonde, L. Guenee, T. Burgi, J. Lacour, 'CpRu-Catalyzed Carbene Insertions into Epoxides: 1,4-Dioxene Synthesis through SN 1-Like Chemistry with Retention of Configuration', *Angew. Chem. Int. Ed.* **2014**, *53*, 6140-6144.
- [52] L. Egger, L. Guenee, T. Burgi, J. Lacour, 'Regioselective and Enantiospecific Synthesis of Dioxepines by (Cyclopentadienyl) ruthenium-Catalyzed Condensations of Diazocarbonyls and Oxetanes', *Adv. Synth. Catal.* **2017**, *359*, 2918-2923.
- [53] A. Pfaltz, J. Blankenstein, R. Hilgraf, E. Hormann, S. McIntyre, F. Menges, M. Schonleber, S. P. Smidt, B. Wustenbergh, N. Zimmermann, 'Iridium-catalyzed enantioselective hydrogenation of olefins', *Adv. Synth. Catal.* **2003**, *345*, 33-43.

- [54] S. P. Smidt, N. Zimmermann, M. Studer, A. Pfaltz, 'Enantioselective hydrogenation of alkenes with iridium-PHOX catalysts: A kinetic study of anion effects', *Chem. Eur. J.* **2004**, *10*, 4685-4693.
- [55] S. J. Roseblade, A. Pfaltz, 'Iridium-Catalyzed Asymmetric Hydrogenation of Olefins', *Acc. Chem. Res.* **2007**, *40*, 1402-1411.
- [56] E. P. Kündig, F. R. Monnier, 'Efficient synthesis of tris(acetonitrile)-(η⁵-cyclopentadienyl)ruthenium(II) hexafluorophosphate via ruthenocene', *Adv. Synth. Catal.* **2004**, *346*, 901-904.
- [57] E. Bocekova-Gajdošíkova, B. Epik, J. Chou, K. Akiyama, N. Fukui, L. Guénée, E. P. Kündig, 'Microwave-Assisted Synthesis and Transformations of Cationic CpRu(II)(naphthalene) and CpRu(II)(naphthoquinone) Complexes', *Helv. Chim. Acta* **2019**, *102*, e1900076.
- [58] E. E. Karslyan, D. S. Perekalin, P. V. Petrovskii, K. A. Lyssenko, A. R. Kudinov, 'Thermal arene exchange in the naphthalene complex CpRu(η⁶-C₁₀H₈)⁺', *Russ. Chem. Bull.* **2008**, *57*, 2201-2203.
- [59] L. Hintermann, L. Xiao, A. I. Labonne, U. Englert, '[CpRu(η⁶-naphthalene)]PF₆ as Precursor in Complex Synthesis and Catalysis with the Cyclopentadienyl-Ruthenium(II) Cation', *Organometallics* **2009**, *28*, 5739-5748.
- [60] F. Grepioni, G. Cojazzi, D. Braga, E. Marseglia, L. Scaccianoce, B. F. G. Johnson, 'Crystal architecture of the cocrystalline salt Ru(η⁵-C₅H₅)(η⁶-trans-PhCH=CHPh) PF₆ center dot 0.5trans-PhCH=CHPh and the reversible order-disorder phase transition in Ru(η⁵-C₅H₅)(η⁶-C₆H₆) PF₆', *J. Chem. Soc., Dalton Trans.* **1999**, 553-558.
- [61] D. S. Perekalin, E. E. Karslyan, P. V. Petrovskii, A. O. Borissova, K. A. Lyssenko, A. R. Kudinov, 'Arene Exchange in the Ruthenium-Naphthalene Complex CpRu(C₁₀H₈)⁺', *Eur. J. Inorg. Chem.* **2012**, 1485-1492.
- [62] A. Mercier, W. C. Yeo, J. Y. Chou, P. D. Chaudhuri, G. Bernardinelli, E. P. Kündig, 'Synthesis of highly enantiomerically enriched planar chiral ruthenium complexes via Pd-catalysed asymmetric hydrogenolysis', *Chem. Commun.* **2009**, 5227-5229.
- [63] Recently, an accelerated procedure was developed. Please see the Supporting Information for Procedure 2 on page S4.
- [64] D. B. Grotjahn, H. C. Lo, 'Ruthenium alkoxycarbene complexes from an acetal function by C-O bond cleavage and alcohol elimination', *Organometallics* **1996**, *15*, 2860-2862.
- [65] E. Ruba, W. Simanko, K. Mauthner, K. M. Soldouzi, C. Slugovc, K. Mereiter, R. Schmid, K. Kirchner, 'RuCp(PR₃)(CH₃CN)₂ PF₆ (R = Ph, Me, Cy). Convenient precursors for mixed ruthenium(II) and ruthenium(IV) half-sandwich complexes', *Organometallics* **1999**, *18*, 3843-3850.
- [66] C. M. Standfest-Hauser, K. Mereiter, R. Schmid, K. Kirchner, 'Formation of ruthenium-aminocarbene complexes from aldimines and aminals', *Eur. J. Inorg. Chem.* **2003**, 1883-1892.
- [67] N. Kumagai, S. Matsunaga, M. Shibasaki, 'Cooperative catalysis of a cationic ruthenium complex, amine base, and Na salt: Catalytic activation of acetonitrile as a nucleophile', *J. Am. Chem. Soc.* **2004**, *126*, 13632-13633.
- [68] N. Kumagai, S. Matsunaga, M. Shibasaki, 'Catalytic chemoselective addition of acetonitrile to enolizable aldehydes with cationic Ru complex/DBU combination', *Chem. Commun.* **2005**, 3600-3602.
- [69] D. B. Grotjahn, C. R. Larsen, J. L. Gustafson, R. Nair, A. Sharma, 'Extensive Isomerization of Alkenes Using a Bifunctional Catalyst: An Alkene Zipper', *J. Am. Chem. Soc.* **2007**, *129*, 9592-9593.
- [70] N. Kumagai, S. Matsunaga, M. Shibasaki, 'Catalytic nucleophilic activation of acetonitrile via a cooperative catalysis of cationic Ru complex, DBU, and NaPF₆', *Tetrahedron* **2007**, *63*, 8598-8608.
- [71] A. L. Osipov, D. V. Gutsulyak, L. G. Kuzmina, J. A. K. Howard, D. A. Lemenovskii, G. Suess-Fink, G. I. Nikonov, 'Half-sandwich trihydrido ruthenium complexes', *J. Organomet. Chem.* **2007**, *692*, 5081-5085.
- [72] H. L. Ji, J. H. Nelson, A. Decian, J. Fischer, L. Solujic, E. B. Milosavljevic, 'Synthesis, Characterization, And Reaction Chemistry Of Chiral Half-Sandwich Ruthenium Phosphaallyl Complexes', *Organometallics* **1992**, *11*, 401-411.
- [73] C. M. Standfest-Hauser, T. Lummerstorfer, R. Schmid, K. Kirchner, H. Hoffmann, M. Puchberger, 'Immobilization, characterization, and preliminary reactivity studies of halfsandwich ruthenium complexes on silica', *Monatsh. Chem.* **2003**, *134*, 1167-1175.
- [74] S. Bolano, L. Gonsalvi, F. Zanobini, F. Vizza, V. Bertolasi, A. Romerosa, M. Peruzzini, 'Water soluble ruthenium cyclopentadienyl and aminocyclopentadienyl PTA complexes as catalysts for selective hydrogenation of □, □-unsaturated substrates (PTA=1,3,5-triaza-7-phosphaadamantane)', *J. Mol. Catal.* **2004**, *224*, 61-70.
- [75] C. A. Mebi, B. J. Frost, 'Effect of pH on the biphasic catalytic hydrogenation of benzylidene acetone using CpRu(PTA)₂H⁺', *Organometallics* **2005**, *24*, 2339-2346.
- [76] C. Slugovc, W. Simanko, K. Mereiter, R. Schmid, K. Kirchner, 'Thermodynamically controlled formation of diastereopure three-legged piano-stool complexes. The substitution chemistry of RuCp(aminophosphinoferrrocene)(CH₃CN) PF₆', *Organometallics* **1999**, *18*, 3865-3872.
- [77] F. Chevallier, B. Breit, 'Self-assembled bidentate ligands for Ru-catalyzed anti-Markovnikov hydration of terminal alkynes', *Angew. Chem. Int. Ed.* **2006**, *45*, 1599-1602.
- [78] In practice, 2 hours are necessary for complex [2][PF₆] and 4 hours for [2][BAR_F] respectively.
- [79] The naphthalene ligand must be washed away from the reaction medium by addition of hexane and then removal of the surfactant.
- [80] S. Constant, R. Frantz, J. Müller, G. Bernardinelli, J. Lacour, 'TRISPHAT-N: A Chiral Hexacoordinated Phosphate Anion with Unique Asymmetric Coordinating Properties', *Organometallics* **2007**, *26*, 2141-2143.
- [81] S. Constant, S. Tortoioli, J. Mueller, D. Linder, F. Buron, J. Lacour, 'Air- and microwave-stable (C₅H₅)Ru catalysts for improved regio and enantioselective carroll rearrangements', *Angew. Chem. Int. Ed.* **2007**, *46*, 8979-8982.
- [82] O. Y. Carreon, M. A. Leyva, J. M. FernandezG, A. Penicaud, '(Acetonitrile-N)(η⁵-cyclopentadienyl)bis(triphenylphosphine-P) ruthenium(II) tetrafluoroborate', *Acta Crystallographica Section C-Crystal Structure Communications* **1997**, *53*, 301-302.
- [83] P. G. A. Kumar, P. S. Pregosin, M. Vallet, G. Bernardinelli, R. F. Jazzar, F. Viton, E. P. Kündig, 'Toward an understanding of the anion effect in CpRu-based Diels-Alder catalysts via PGSE-NMR measurements', *Organometallics* **2004**, *23*, 5410-5418.
- [84] F. Boeck, T. Kribber, L. Xiao, L. Hintermann, 'Mixed Phosphane η⁵-CpRuCl(PR₃)₂ Complexes as Ambifunctional Catalysts for Anti-Markovnikov Hydration of Terminal Alkynes', *J. Am. Chem. Soc.* **2011**, *133*, 8138-8141.
- [85] A. Macchioni, 'Ion pairing in transition-metal organometallic chemistry', *Chem. Rev.* **2005**, *105*, 2039-2073.
- [86] D. A. Evans, J. A. Murry, P. Vonmatt, R. D. Norcross, S. J. Miller, 'C₂-Symmetric Cationic Copper(II) Complexes As Chiral Lewis-Acids - Counterion Effects In The Enantioselective Diels-Alder Reaction', *Angew. Chem. Int. Ed.* **1995**, *34*, 798-800.
- [87] A. Macchioni, G. Bellachioma, G. Cardaci, V. Gramlich, H. Ruegger, S. Terenzi, L. M. Venanzi, 'Cationic bis- and tris(η²-pyrazol-1-yl)methane) acetyl complexes of Iron(II) and Ruthenium(II): Synthesis, characterization, reactivity, and interionic solution structure by NOESY NMR spectroscopy', *Organometallics* **1997**, *16*, 2139-2145.
- [88] A. Macchioni, G. Bellachioma, G. Cardaci, M. Travaglia, C. Zuccaccia, B. Milani, G. Corso, E. Zangrando, G. Mestroni, C. Carfagna, M. Formica, 'Counterion effect on CO/styrene copolymerization catalyzed by cationic palladium(II) organometallic complexes: An interionic structural and dynamic investigation based on NMR spectroscopy', *Organometallics* **1999**, *18*, 3061-3069.
- [89] A. Macchioni, C. Zuccaccia, E. Clot, K. Gruet, R. H. Crabtree, 'Selective ion pairing in [Ir(bipy)H₂(PRPh₂)₂]A (A = PF₆, BF₄, CF₃SO₃, BPh₄, R = Me, ph): Experimental identification and theoretical understanding', *Organometallics* **2001**, *20*, 2367-2373.

- [90] C. Zuccaccia, G. Bellachioma, G. Cardaci, A. Macchioni, 'Solution structure investigation of Ru(II) complex ion pairs: Quantitative NOE measurements and determination of average interionic distances', *J. Am. Chem. Soc.* **2001**, *123*, 11020-11028.
- [91] D. B. Llewellyn, D. Adamson, B. A. Arndtsen, 'A novel example of chiral counteranion induced enantioselective metal catalysis: The importance of ion-pairing in copper-catalyzed olefin aziridination and cyclopropanation', *Org. Lett.* **2000**, *2*, 4165-4168.
- [92] J. R. Miecznikowski, S. Grundemann, M. Albrecht, C. Megret, E. Clot, J. W. Faller, O. Eisenstein, R. H. Crabtree, 'Outer sphere anion participation can modify the mechanism for conformer interconversion in Pd pincer complexes', *Dalton Trans.* **2003**, 831-838.
- [93] M. G. Basallote, M. Besora, J. Duran, M. J. Fernandez-Trujillo, A. Lledos, M. A. Manez, F. Maseras, 'The effect of the "inert" counteranions in the deprotonation of the dihydrogen complex $trans\text{-}[\text{FeH}(\eta^2\text{-H}_2)(\text{dppe})_2]^+$: Kinetic and theoretical studies', *J. Am. Chem. Soc.* **2004**, *126*, 2320-2321.
- [94] M. Ludwig, S. Stromberg, M. Svensson, B. Akermark, 'An exploratory study of regiocontrol in the Heck type reaction. Influence of solvent polarity and bisphosphine ligands', *Organometallics* **1999**, *18*, 970-975.
- [95] A. Rifat, N. J. Patmore, M. F. Mahon, A. S. Weller, 'Rhodium phosphines partnered with the carborane monoanions $\text{CB}_{10}\text{H}_6\text{Y}_6^-$ (Y = H, Br). Synthesis and evaluation as alkene hydrogenation catalysts', *Organometallics* **2002**, *21*, 2856-2865.
- [96] N. Takenaka, Y. Huang, V. H. Rawal, 'The first catalytic enantioselective Diels-Alder reactions of 1,2-dihydropyridine: efficient syntheses of optically active 2-azabicyclo 2.2.2 octanes with chiral BINAM derived Cr(III) salen complexes', *Tetrahedron* **2002**, *58*, 8299-8305.
- [97] T. Wititsuwannakul, M. B. Hall, J. A. Gladysz, 'A computational study of hydrogen bonding motifs in halide, tetrafluoroborate, hexafluorophosphate, and tetraarylborate salts of chiral cationic ruthenium and cobalt guanidinobenzimidazole hydrogen bond donor catalysts; acceptor properties of the "BARF" anion', *Polyhedron* **2020**, *187*, 114618.
- [98] A. R. Wegener, C. Q. Kabes, J. A. Gladysz, 'Launching Werner Complexes into the Modern Era of Catalytic Enantioselective Organic Synthesis', *Acc. Chem. Res.* **2020**.
- [99] A. Bihlmeier, M. Gonsior, I. Raabe, N. Trapp, I. Krossing, 'From Weakly Coordinating to Non-Coordinating Anions? A Simple Preparation of the Silver Salt of the Least Coordinating Anion and Its Application To Determine the Ground State Structure of the $\text{Ag}(\eta^2\text{-P}_4)^{2+}$ Cation', *Chem. Eur. J.* **2004**, *10*, 5041-5051.
- [100] R. V. Honeychuck, W. H. Hersh, 'Coordination of "noncoordinating" anions: synthesis, characterization, and x-ray crystal structures of fluorine-bridged hexafluoroantimonate(1-), tetrafluoroborate(1-), and hexafluorophosphate(1-) adducts of $[\text{R}_3\text{P}(\text{CO})_3(\text{NO})\text{W}]^+$. An unconventional order of anion donor strength', *Inorg. Chem.* **1989**, *28*, 2869-2886.
- [101] S. H. Strauss, 'The search for larger and more weakly coordinating anions', *Chem. Rev.* **1993**, *93*, 927-942.
- [102] R. Romeo, N. Nastasi, L. M. Scolaro, M. R. Plutino, S. Albinati, A. Macchioni, 'Molecular structure, acidic properties, and kinetic behavior of the cationic complex (methyl)(dimethyl sulfoxide)(bis-2-pyridylamine)platinum(II) ion', *Inorg. Chem.* **1998**, *37*, 5460-5466.
- [103] J. S. Song, D. J. Szalda, R. M. Bullock, 'Alcohol complexes of tungsten prepared by ionic hydrogenations of ketones', *Organometallics* **2001**, *20*, 3337-3346.
- [104] L. G. Alves, G. Dazinger, L. F. Veiros, K. Kirchner, 'Unusual Anion Effects in the Iron-Catalyzed Formation of 3-Hydroxyacrylates from Aromatic Aldehydes and Ethyl Diazoacetate', *Eur. J. Inorg. Chem.* **2010**, 3160-3166.
- [105] A. Moreno, P. S. Pregosin, L. F. Veiros, A. Albinati, S. Rizzato, 'PGSE NMR diffusion Overhauser studies on $\text{Ru}(\text{Cp}^*)(\eta^6\text{-arene})\text{PF}_6^-$, plus a variety of transition-metal, inorganic, and organic salts: An overview of ion pairing in dichloromethane', *Chem. Eur. J.* **2008**, *14*, 5617-5629.
- [106] P. S. Pregosin, 'NMR spectroscopy and ion pairing: Measuring and understanding how ions interact', *Pure Appl. Chem.* **2009**, *81*, 615-633.