



HAL
open science

Time Navigation in a Virtual Environment using Tangible Interactions: application to the domain of History of Science and Technology

Pierre Mahieux, Sébastien Kubicki, Sylvain Laubé, Ronan Querrec

► **To cite this version:**

Pierre Mahieux, Sébastien Kubicki, Sylvain Laubé, Ronan Querrec. Time Navigation in a Virtual Environment using Tangible Interactions: application to the domain of History of Science and Technology. CEUR Workshop Proceedings, 2021. hal-03455297

HAL Id: hal-03455297

<https://hal.science/hal-03455297v1>

Submitted on 29 Nov 2021

HAL is a multi-disciplinary open access archive for the deposit and dissemination of scientific research documents, whether they are published or not. The documents may come from teaching and research institutions in France or abroad, or from public or private research centers.

L'archive ouverte pluridisciplinaire **HAL**, est destinée au dépôt et à la diffusion de documents scientifiques de niveau recherche, publiés ou non, émanant des établissements d'enseignement et de recherche français ou étrangers, des laboratoires publics ou privés.

Time Navigation in a Virtual Environment using Tangible Interactions: application to the domain of History of Science and Technology

Pierre Mahieux^a, Sébastien Kubicki^a, Sylvain Laubé^b and Ronan Querrec^a

^aLab-STICC, CNRS, ENIB, Technopôle Brest-Iroise, 29238 Brest Cedex 3, France

^bCentre François Viète, Université de Bretagne Occidentale, 20 rue Duquesne, 29200 Brest, France

Abstract

The History of Science and Technology domain studies and describes the evolutions of human technical activities. Historians use new technologies such as Virtual Reality to reconstruct and expose the results of their research. In order to observe the evolutions of the studied systems inside a Virtual Environment, the user must be able to navigate through time. We propose a model of time based on two scales and to use tangible interactions to navigate on these two timescales.

Keywords

Models, Interaction paradigm, Tangible User Interface, Virtual Reality, History of Science and Technology, Cultural Heritage

1. Introduction

In the History of Science and Technology (HST) domain, Virtual Reality (VR) has notably been used to model and represent in 3D technical and industrial systems within which we find human activities [1]. Let's consider for example the raising and lowering of a drawbridge inside a harbor, the manufacturing of ship parts inside an arsenal or the routing of resources necessary for the operating of an isolated mine. In the domain of HST, these 3D models are mainly used for cultural mediation and the archiving of these systems. However, little research using these tools is interested in the representation of human activities around these technical devices. To describe the artifacts¹ and the activities, historians use ontologies such as *CIDOC-CRM*² and *Dolce* [2]. These ontologies allow to represent and describe the flow of the activities as procedures³ (e.g., the opening of a bridge) and period⁴ (e.g., the 16th century).


On the one hand VR, by immersing a user in a Virtual Environment (VE), offers the possibility to visualise and to take part in the realisation of an activity. On the other hand, to allow

Proceedings of ETIS 2020, November 16–20, 2020, Siena, Italy

✉ mahieux@enib.fr (P. Mahieux); kubicki@enib.fr (S. Kubicki); sylvain.laube@univ-brest.fr (S. Laubé); querrec@enib.fr (R. Querrec)



© 2020 Copyright for this paper by its authors. Use permitted under Creative Commons License Attribution 4.0 International (CC BY 4.0).

 CEUR Workshop Proceedings (CEUR-WS.org)

¹Artifact: human product that has a defined function and the ability to perform this function

²<http://www.cidoc-crm.org/>

³Procedure: sequence of action allowing the accomplishment of a task

⁴Period: a coherent set of phenomena and cultural events in time. Source: *CIDOC-CRM*

navigation between the different periods, some research works have aimed at defining new interactions metaphors (*e.g.*, using time portals [3]).

As part of our work, by relying on the theoretical benefits of the Tangible User Interfaces (TUI) [4, 5], we hypothesise that using a TUI would improve temporal navigation and the comprehension of the temporal evolutions of the activities represented inside a VE. For our first demonstrator we use a Tangible Interactive Tabletop (TIT) allowing, first, to support the interactions with a tangible object and also to show a complementary semantic view of the VE (*e.g.*, maps, diagrams).

Our work, therefore, aims to answer these two questions: 1) Which metaphors of tangible interactions could we offer so that a user could navigate through time in a virtual environment? 2) Which tangible interactors to use to realise these interactions?

2. Navigation through time

In order to formalise human activities associated with socio-technical systems Laubé *et al.* [6] described *ANY-Artefact*, an ontology based on *CIDOC-CRM*² and *Dolce* [2]. It is used to represent human activities⁵, actors⁶ and knowledge⁷. However, *ANY-Artefact* does not allow the representation nor the realisation of these activities inside a VE. To do so Querrec *et al.* presented *MASCARET* [7], a meta-model for representing human activities inside a VE. However, there is no notion of temporality in this model. This is why we will rely on these two models to represent the temporal aspect of human activities represented in VR.

2.1. A model of time

In order to represent time inside an activity, we first propose to align the notions of activity between *ANY-Artefact* and *MASCARET*. We then add the notions of Period, Procedure and Duration of action. We present our proposition with the figure 1.

In this figure, we represent a Period (blue frame on the figure 1) which contains the activities defined according to *ANY-Artefact* (green

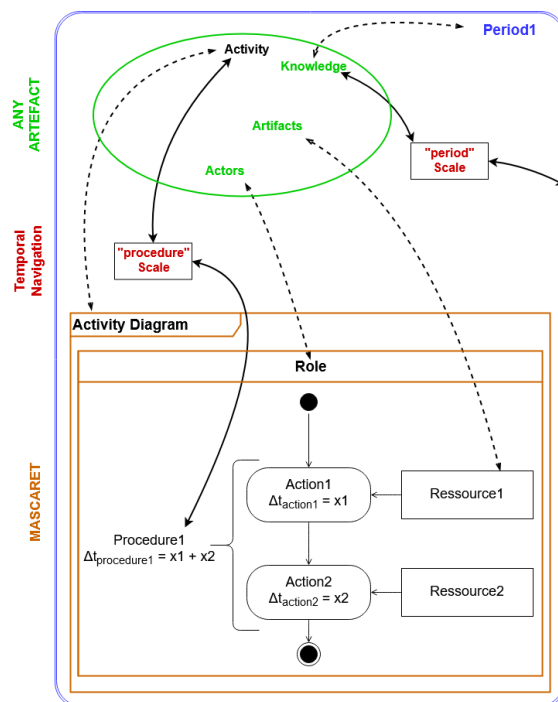


Figure 1: Model of the representation of time (notions of Period, Procedure and Duration) inside an activity, based on an alignment between *ANY-Artefact* [6] and *MASCARET* [7].

⁵Activity: aggregation of the concepts of knowledge, actor and artifact to model human cultural and industrial practices.

⁶Actor: the person or the virtual character which has a specific function or position.

⁷Knowledge: the set of technical knowledge at a given time.

oval on the figure 1) and *MASCARET* (orange activity diagram on the figure 1). According to *ANY-Artefact*, an activity is composed of knowledge directly associated with the notion of Period, artifacts and actors (respectively associated with the notions of resources and roles in *MASCARET*). These associations are shown in the figure 1 by the dashed lines. We add the notion of Duration of action, noted Δt_{action} , as well as the notion of Procedure which we define as a succession of actions. The Duration of a Procedure, noted $\Delta t_{procedure}$, is equal to the sum of the Duration of every action in the Procedure. Finally, in order to navigate through time we propose to create two timescales: the Procedure scale associated with the temporality of the Procedures and the Period scale linked to the evolution of knowledge (red elements on the figure 1).

This model is the first step in our research works in order to offer a set of interaction paradigms allowing temporal navigation in a VE.

2.2. Design workshop

We organised a design workshop with the aim of proposing tangible interactions and interactors to navigate through time. The workshop took place on an afternoon and lasted for 4 hours. We split the workshop in 2 parts, first a brainstorm session whose objective was to propose ways of representing time in a tangible way, then a prototyping session during which the participants had to propose low-fidelity prototypes.

The participants were 17, 11 of them software engineers, 2 are historians, 2 are psychologists, 1 is a designer and 1 is a mechatronics engineer.

2.2.1. Brainstorm

During the brainstorm the participants were asked how to represent time in a tangible way.

From the 20 distinct answers to this question 13 were inspired from everyday objects (e.g.: hourglass, candle ...), 4 from cultural references (e.g.: flux capacitor from the movie "Back to the future", mayan calendars ...) and 3 were metaphorical representations (e.g.: color gradient ...).

2.2.2. Prototypes

During the prototyping phase the participants could work in groups or on their own. A total of 11 prototypes were proposed, we classified them in 3 categories according to the interactions they are proposing or their shapes.




Figure 2: Picture of a prototype with 2 rotating parts.

Multi-part interactors Multi-part interactors are composed of different parts that can be completely independent or attached to one another. The interactions are controlled by the positions and the rotations of each part be it relative or independent to one another.

For example the interactor in the figure 2 is composed of 2 rotating parts. The user can navigate between consecutive periods by rotating the 2 discs in the same direction (e.g.: clockwise to go to the next period). If

the user turns the discs in opposite directions he will go to the parent period (left part in anti-clockwise rotation and right part in clockwise rotation) or to a child period (left part in clockwise rotation and right part in anti-clockwise rotation). This interactor uses the same movement as the rotation of the clock hands to navigate through time.

Multi-function interactors The multi-function interactors all implements multiple interactions by using the position of the interactor as well as multiple buttons.




Figure 3: Pictures of the polyhedron prototype. Top: view from the top. Bottom: view of one side showing the buttons.

The augmented polyhedron prototype in figure 3 uses a screen to display different information to the user. When tilted on its side the interactor changes mode and can then be used to either change period or modify the speed of time. Because the polyhedron has 4 faces on which it can be tilted it is able to provide 4 different modes. The buttons on its sides can then be dynamically modified depending on the selected mode.



Figure 4: Picture of a prototype inspired by clocks.

Affordant interactors Affordant interactors' shapes are inspired by everyday objects related to time such as hourglass or clock. The interactions are controlled by using the object as if they were the real objects they take inspiration from.

In the figure 4 we see an affordant interactor inspired by clock. The user can navigate between periods by moving the bigger clock hand and the smaller clock hand can be manipulated to change the speed of time. This prototype also proposed to add a button in the middle of the clock to switch between different modes.

In the future we will draw inspiration from these 11 eleven low-fidelity prototypes to propose one or more tangible interactors allowing a user to navigate through time on the two timescales we presented.

3. Implementation




Figure 5: Picture of our prototype in which a user is immersed inside the virtual environment representing the *Pont National* in Brest, France between 1861 and 1944.

In parallel with our work on the model of time and the workshop we implemented a prototype that we will use as a base for our future works. However at the moment this prototype is a proof of concept and does not consider the results of the design workshop.

The prototype uses a Tangible Interactive Tabletop (TIT) and a CAVE⁸ and is shown in the figure 5. It allows the user to explore the environment in a first-person view and to have a global point of view with the TIT. The TIT is placed outside the CAVE to allow another user to control the temporal navigation while the first user is immersed in the environment. Using multiple displays has been shown to have significant advantages compared to using a single display setup [8]. Inside our virtual environment, we have modeled a bridge crossing the Penfeld's mouth in Brest, France. Because Brest is a military har-

bour and the Penfeld is part of the arsenal, the bridge must move to allow the passage of ships. Over time different bridges using different technologies were built. Our prototype currently instantiates two of them: the *Pont National* (swing bridge, built in 1861 and destroyed in 1944 by Allied bombardment) and the *Pont de Recouvrance* (vertical-lift bridge, built in 1954) and their opening (respectively lifting) process. Each of these bridges correspond to a Period. The user can select which bridge (namely Period) he wants to observe, trigger the opening Procedure and control their course.

First, we integrated the 3D models of both bridges in the environment and we then implemented their respective opening Procedures. We also developed the interface associated with the TIT (*cf.* figure 6). The interface is made up of three interaction areas: 1) an aerial view of the environment (in our case the mouth of the Penfeld river), 2) the list of the Periods generated from our model and 3) the activity diagram associated with the Procedure running in the VE (*cf.*, areas 1, 2 and 3 of the figure 6).

In order to allow the users to navigate

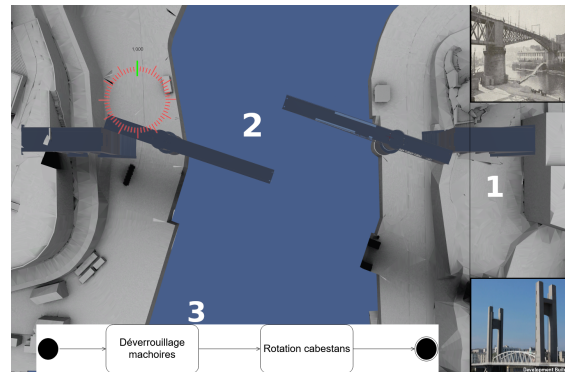


Figure 6: Picture of our prototype's interface.

⁸CAVE: a system using projectors and stereoscopic effects to immerse a user in a virtual environment

through time on the timescale we defined earlier (Period scale and Procedure scale) we implemented interaction paradigms based on two metaphors: the time portal and the speedometer.

The selection of the observed Period (which is based on the time portal metaphor) allows the user to control the artifacts he sees (e.g., the *Pont de Recouvrance*) and the realisable Procedures (e.g., the lifting of the bridge). To do so, the user selects the Period by positioning the tangible interactor on one of the elements of the Period list displayed on the area n°2 of the interface.

The Procedure (e.g., opening the *Pont National* bridge) can be controlled in two ways: *continuous* and *discrete*. First, the *continuous* mode, based on the metaphor of the speedometer, allows to control the speed at which time is passing by. This is controlled by the angle of the interactor beforehand placed on the area n°1 of the TIT's interface. This navigation mode corresponds by analogy to the fast forward mode in the control of a movie. The *discrete* mode, based on the metaphor of the time portal, lets the user control the Procedure step by step by positioning the interactor on an action of the activity diagram shown on the area n°3 of the interface. This mode is similar to a chapter selection while watching a movie.

4. Conclusion & Future Works

The goal of our work is to propose new tangible interactions paradigms to manipulate time inside a Virtual Environment representing human activities. The first step in our work is to model time in technical activities. Our model is based on the ontology *ANY-Artefact* and the meta-model *MASCARET*. We add the notions of Period, Procedure and Duration. These three notions allow the user to navigate through time on two different scales.

We organised a design workshop whose objective was to propose tangible interactions and tangible interactors to implement the different functionalities previously mentioned. During this design workshop 11 low-fidelity interactors prototypes were designed, we plan to draw inspiration from them to design our interactor.

In parallel we have implemented a prototype using a Tangible Interactive Tabletop, a generic interactor and, a *CAVE*. This demonstrator allows the user to navigate according to the two timescales that our model describes.

The next step of our work is to implement an interactor taking inspiration in the result of the design workshop. We will then evaluate our proposition in 2 conditions, first in a controlled environment inside our laboratory and in a second time inside a museum.

References

- [1] J.-B. Barreau, F. Nouviale, R. Gaugne, Y. Bernard, S. Llinares, V. Gouranton, An Immersive Virtual Sailing on the 18th-Century Ship Le Boullongne, *Presence: Teleoperators and Virtual Environments* 24 (2015) 201–219. URL: https://doi.org/10.1162/PRES_a_00231.
- [2] G. Kassel, A formal ontology of artefacts, *Applied Ontology* 5 (2010) 223–246.
- [3] R. Gaugne, F. Nouviale, O. Rioual, A. Chirat, K. Gohon, V. Goupil, M. Toutirais, B. Bossis,

- V. Gouranton, *Evoluson: Walking through an interactive history of music*, *Presence: Teleoperators and Virtual Environments* 26 (2018) 281–296.
- [4] G. W. Fitzmaurice, *Graspable User Interfaces*, Ph.D. thesis, University of Toronto, 1996.
- [5] E. Hornecker, *Beyond affordance: Tangibles' hybrid nature*, in: *Proceedings of the Sixth International Conference on Tangible, Embedded and Embodied Interaction, TEI '12*, ACM, New York, NY, USA, 2012, pp. 175–182. URL: <http://doi.acm.org/10.1145/2148131.2148168>. doi:10.1145/2148131.2148168.
- [6] S. Laube, S. Garlatti, R. Querrec, *Histoire des paysages culturels industriels et humanités numériques : le modèle d'activité humaine ANY-ARTEFACT*, in: “Capitalismo en el desierto: Materialidades, población y territorios en Atacama (ss. XIX-XXI)”, III Jornada de Antropología e Historia, Instituto de Arqueología y Antropología, Universidad Católica del Norte Centre de recherche et documentation sur les Amériques CREDA UMR7227 Laboratoire de Ethnographie (Le), Departamento de Antropología, Universidad de Chile Escuela de Historia, Universidad Academia de Humanismo Cristiano, San Pedro d'Atacama, Chile, 2017. URL: <https://hal.archives-ouvertes.fr/hal-01950651>.
- [7] R. Querrec, P. Vallejo, C. Buche, *MASCARET: creating virtual learning environments from system modelling*, in: *The Engineering Reality of Virtual Reality 2013*, volume 8649, International Society for Optics and Photonics, 2013, p. 864904.
- [8] A. Kunert, T. Weissker, B. Froehlich, A. Kulik, *Multi-Window 3D Interaction for Collaborative Virtual Reality*, *IEEE Transactions on Visualization and Computer Graphics* (2019) 1. doi:10.1109/TVCG.2019.2914677.