



HAL
open science

Secondary instabilities in Taylor Couette flow of shear thinning fluids

S Topayev, Chérif Nouar, J. Dušek

► **To cite this version:**

S Topayev, Chérif Nouar, J. Dušek. Secondary instabilities in Taylor Couette flow of shear thinning fluids. *Journal of Fluid Mechanics*, 2021, 933, 10.1017/jfm.2021.1036 . hal-03454315

HAL Id: hal-03454315

<https://hal.science/hal-03454315v1>

Submitted on 29 Nov 2021

HAL is a multi-disciplinary open access archive for the deposit and dissemination of scientific research documents, whether they are published or not. The documents may come from teaching and research institutions in France or abroad, or from public or private research centers.

L'archive ouverte pluridisciplinaire **HAL**, est destinée au dépôt et à la diffusion de documents scientifiques de niveau recherche, publiés ou non, émanant des établissements d'enseignement et de recherche français ou étrangers, des laboratoires publics ou privés.



Distributed under a Creative Commons Attribution 4.0 International License

Secondary instabilities in Taylor Couette flow of shear thinning fluids

S. TOPAYEV¹, C. NOUAR¹ and J. DUSEK²

¹LEMTA, UMR 7563, CNRS - Université de Lorraine, 2 Avenue de la Fort de Haye, BP 90161
54505 Vandoeuvre Lès Nancy, France

²ICUBE, UMR 7357, CNRS - Université de Strasbourg, 2 rue Boussingault, 67000 Strasbourg,
France

(Received 4 November 2021)

The stability of the Taylor vortex flow in Newtonian and shear-thinning fluids is investigated in the case of a wide gap Taylor-Couette system. The considered radius ratio is $\eta = R_1/R_2 = 0.4$. The aspect ratio (length over the gap width) of experimental configuration is 32. Flow visualization and measurements of two-dimensional flow fields with Particle Image Velocimetry are performed in a glycerol aqueous solution (Newtonian fluid) and in xanthan gum aqueous solutions (shear-thinning fluids). The experiments are accompanied by axisymmetric numerical simulations of Taylor-Couette flow in the same gap of a Newtonian and a purely viscous shear-thinning fluid described by the Carreau model. The experimentally observed critical Reynolds and wave numbers at the onset of Taylor vortices are in very good agreement with that obtained from a linear theory assuming a purely viscous shear-thinning fluid and infinitely long cylinders. They are not affected by the viscoelasticity of the used fluids. For the Newtonian fluid, the TVF regime is found to bifurcate into a wavy vortex flow with a high frequency and low amplitude of axial oscillations of the vortices at $Re = 5.28 Re_c$. At $Re = 6.9 Re_c$, the frequency of oscillations decreases and the amplitude increases abruptly. For the shear-thinning fluids

the secondary instability conserves axisymmetry. The latter is characterized by an instability of the array of vortices leading to a continuous sequence of creation and merging of vortex pairs. Axisymmetric numerical simulations reproduce qualitatively very well the experimentally observed flow behavior.

1. Introduction

The Taylor-Couette flow of a viscous incompressible fluid between two coaxial cylinders that are infinitely long is a paradigm for studies of stability and transition to turbulence. A survey of the literature on the Taylor-Couette problem can be found in Koschmieder (1993) and Tagg (1994). In the usual case, the inner cylinder of radius R_1 is rotating with angular velocity Ω_1 and the outer cylinder of radius R_2 is stationary. The radius ratio will be denoted

$$\eta = R_1/R_2 < 1. \quad (1.1)$$

The axial length ℓ is, in most implementations, much larger than the gap,

$$d = R_2 - R_1, \quad (1.2)$$

i.e. the aspect ratio

$$L = \ell/d \quad (1.3)$$

is much larger than 1 ($L \gg 1$). In the basic state, commonly called circular Couette flow (CCF), only the azimuthal velocity u_θ , θ standing for the azimuthal angle, is non zero and it is a decreasing function of only the radius r .

1.1. Taylor vortex flow in Newtonian fluids

As demonstrated by Taylor (1923), as inertial effects start to dominate over viscous ones, CCF becomes unstable giving rise to the Taylor vortex flow (TVF) characterized by stationary counter-rotating vortices stacked along the axial direction. The onset of instability can be parameterized by the Reynolds number (Eq. 1.5). Equivalently, the Reynolds number can be used. In most common configurations the outer cylinder is at rest and the inner one rotates with angular velocity Ω_1 . This defines the velocity scale

$$U_{ref} = R_1 \Omega_1. \quad (1.4)$$

In an incompressible Newtonian flow with uniform viscosity μ and density ρ where kinematic viscosity $\nu = \mu/\rho$ is well defined, the standard definition of the Reynolds number using the gap d as length scale results in:

$$Re = R_1 \Omega_1 d / \nu. \quad (1.5)$$

The critical Reynolds number of the onset of TVF will be denoted Re_c . The canonical configuration, most convenient for theoretical study, consists in considering a small gap $\eta \rightarrow 1$ and an infinite aspect ratio $L \rightarrow \infty$ (Taylor 1923). However, in practical cases, in particular, experimental implementations, large gaps and finite aspect ratios occur. The values of the critical Reynolds for several values of the radius ratio are available in the literature (see for instance Table 1 in DiPrima *et al.* (1984)). Approximate expressions of $Re_c(\eta)$ can be found in Esser & Grossmann (1996) and Dutcher & Muller (2007). Concerning the influence of the aspect ratio, Cole (1976) has shown experimentally that there is practically no effect of the annulus length on the critical Reynolds number for an aspect ratio L as low as 8. The interaction between the endwall boundary layer and the centrifugal Taylor instability has been studied numerically by Czarny *et al.* (2003) for a particularly low value of aspect ratio $L = 6$.

1.2. *Stability of Taylor vortices in Newtonian fluids*

For small gap width, the range of Reynolds number Re , in which the axisymmetric vortices remain stable is small. For instance, in the experiments of Cole (1976) where $\eta = 0.95$ and $L = 60$, the Taylor vortex flow becomes unstable with respect to azimuthal disturbances at $Re_s = 1.05Re_c$. A bifurcation from TVF to the wavy vortex flow (WVF) is observed. The structure of the WVF and the doubly periodic (axially and in time) motion was first studied experimentally by Coles (1965). Unlike the transition to TVF, the Reynolds number Re_s of the onset of the secondary instability yielding WVF depends significantly on the aspect ratio L . It increases strongly when the aspect ratio L is reduced below 40, as it has been shown experimentally by Cole (1976). For $L \geq 40$, with $\eta > 0.89$, Re_s changes by only few percent. The azimuthal wavenumber varies on a much wider range. It ranges from 2 to 8 depending on the conditions by which the second transition is approached (Coles 1965; Cole 1976; Mullin 1985; Dutcher & Muller 2009). The non-uniqueness of this flow has been also observed through the existence of hysteresis phenomena Coles (1965). In other words, multiple stable flow states could be reached for a given Reynolds number. Concerning the physical mechanisms that drive the transition from TVF to WVF, they were discussed by Martinand *et al.* (2014) and Dessup *et al.* (2018).

For $\eta < 0.75$, Re_s increases rapidly as η decreases Jones (1985)). For instance, for $\eta = 0.67$, $Re_s \approx 5Re_c$. This tendency is in agreement with the experimental results of Snyder & Lambert (1966), Meincke & Egbers (1999) and King *et al.* (1984). A recent direct numerical simulation by Razzak *et al.* (2019) in a wide gap setup $\eta = 0.5$ yielded $Re_s \approx 8.45Re_c$. In their study, a four wavelengths fluid column is considered ($L = 4\Lambda = 7.944$) with periodic boundary conditions in the axial direction. For this relatively small aspect ratio, Razzak *et al.* (2019) evidenced an intermediate step be-

tween TVF and WVF in the interval $6.2 \text{Re}_c \leq \text{Re} \leq 8.45 \text{Re}_c$. They found that the flow becomes non-axisymmetric with a strong azimuthal wave in the inflow region (inward oriented flow of the TVF vortex array) as compared to the outflow region. Three decades earlier, the linear stability of the Taylor vortices was investigated by Jones (1985) for the same radius ratio $\eta = 0.5$. The axisymmetric solution was determined using a Fourier expansion in the axial direction with a period of one or two axial wavelengths, and a Chebychev polynomials in the radial direction. He found that the results depend on the axial wavelength Λ selected. For $\Lambda < 2$ (1.6 and 1.7 in the table 1 of his paper), Jones (1985) detected a wavy outflow boundary (WOB) mode at $\text{Re} \approx 5 \text{Re}_c$. In this mode, the oscillation amplitude is localized in the outflow boundary jet and adjacent outflow boundaries jets oscillate in antiphase, i.e. the flow is axial subharmonic with respect to the period of Taylor vortices. If $\Lambda > 2$ a direct transition to wavy vortex flow is observed. Still earlier, Lorenzen *et al.* (1983) observed experimentally for η around 0.5 a transition from TVF to WOB mode when the axial wavelength is less than 2 (the size of one vortex is less than the gap width). In their experiments, the number of vortices was kept constant as L is varied so that the size of individual vortices varied.

Hence for a wide gap, η around 0.5, wavy modes different from the conventional wavy vortex flow are obtained numerically and experimentally. The type of wavy mode observed is probably very sensitive to the aspect ratio, the size of vortices and may be also to the type of boundary conditions. Furthermore, the wavy mode obtained by Razzak *et al.* (2019) was not predicted by the linear stability analysis done by Jones (1985). Therefore, we believe that additional experimental or numerical data are needed for a wide gap geometry. Concerning, the effect of endwalls on the wavy vortex flow, it has been shown numerically by Czarny *et al.* (2004), that this effect does not penetrate far from the endwall. The waviness is already present one or two vortices away from the

endwall.

Configurations with finite aspect ratio L or given axial period lead to restrictions of the axial wavenumber of axisymmetric TVF. At the critical Reynolds number Re_c , the axial wavenumber k can have only a single, unique value, k_c . For $Re > Re_c$, TVF solutions to the equations of motion exist for a range of wavenumbers which depends on the reduced Reynolds number $\epsilon = \frac{Re - Re_c}{Re_c}$ and the boundary conditions. However, the resulting solutions of such a system are not all stable. The stability of these solutions with respect to axisymmetric perturbations is a fundamental mechanism which delimits the width of the stable band of wavenumbers. Close to the marginal stability curve of the Couette flow, the limits of the stable band can be determined using amplitude expansion up to third order (Kogelman & DiPrima 1970). A first detailed investigation of the stability of TVF solutions with respect to axisymmetric perturbations was done numerically by Riecke & Paap (1986) for three radius ratios: $\eta = 0.892, 0.75$ and 0.5 . It was followed by that of Paap & Riecke (1990) for $\eta = 0.5$ and larger values of ϵ . Overall, a stationary TVF solution for a given wavenumber k is computed, at different values of ϵ , using a Galerkin method with Fourier expansion in the axial direction and Chebyshev polynomials in the radial direction. Using the Floquet theory, the linear stability analysis of this solution, with respect to infinitesimal perturbations with wavenumber \tilde{k} leads to an eigenvalue problem, the least stable eigenvalue of which is real, i.e. represents the growth-rate $\sigma(\tilde{k})$ of a stationary perturbation. A TVF solution with a wavenumber k is unstable when the growth rate $\sigma(\tilde{k})$ is positive for some value of \tilde{k} . Two types of instabilities can be distinguished according to the value of \tilde{k} for which $\sigma(\tilde{k})$ first becomes positive. The first one corresponds to the case where $\sigma(\tilde{k})$ first exceeds zero near $\tilde{k} = 0$, the instability is of Eckhaus type, i.e. of long wavelength (Riecke & Paap 1986; Paap & Riecke 1990;

Dennin *et al.* 1994). In this case, the adjustment of the wavenumber is done by creation of a pair of vortices (if k is too low) or pairing of vortices (if k is too large) and a new stationary stable state is reached. The second type of instability corresponds to the case where $\sigma(\tilde{k})$ first exceeds zero near $\tilde{k} = k/2$. It is called short-wavelength instability. In this case, the adjustment of the wavenumber is done by merging every two vortex pairs into a single one (when k is too high) or by adding a vortex pair between every two base vortex pairs (when k is too low). Riecke & Paap (1986) and Paap & Riecke (1990) found that the band of stable wavenumbers is mainly delimited from either low k - or high k - side by the Eckhaus instability mechanism. However, for $\epsilon > 1$ and from high k -side, the stable band is delimited by the short wavelength instability. Excellent agreement exists between the theoretical results of Riecke & Paap (1986) and Paap & Riecke (1990) and the experimental observations of Dominguez-Lerma *et al.* (1984) and Dennin *et al.* (1994). Similar theoretical calculations done by Guo & Finlay (1991) lead to the same results. Riecke & Paap (1986) and Paap & Riecke (1990) have noticed that the width of the band of stable wavenumbers is much smaller than that predicted from amplitude expansion. Furthermore, this behavior is more pronounced with lowering the radius ratio. It was also observed theoretically and experimentally that on the low k -side, the stability limits departs rather suddenly from the amplitude expansion result with increasing ϵ . According to Riecke & Paap (1986) this structure arises from the interaction of modes with resonating wavenumbers. The first such resonance occurs between k and $2k$. This point has been discussed by Meyer-Spasche & Keller (1985).

Note that, for a narrow gap, when Re is increased further, the wavy vortex flow bifurcates to modulated wavy vortex flow (MWVF) characterized by two incommensurate temporal frequencies (Andereck *et al.* 1986). Shortly after the onset of the second fre-

quency, the flow becomes chaotic or weakly turbulent (Brandstätter *et al.* 1983). This orderly progression of nonlinear states makes the Taylor-Couette flow an attractive model for studying the influence of rheology of non-Newtonian fluids on the instability mechanisms and transition to turbulence.

1.3. *Brief Review on Taylor-Couette flow of shear-thinning fluids*

A common feature of many non-Newtonian fluids is the shear-thinning behavior, i.e. a nonlinear decrease of the viscosity when the shear rate increases. Polymer and colloid solutions as well as particulate dispersions exhibit this behavior above a certain concentration threshold. Actually, these fluids are also viscoelastic to varying degrees. Hereafter, we focus on shear-thinning fluids for which the elastic response does not play a significant role. Typically, stiff polymers show significant nonlinear decrease of viscosity with the shear-rate, with almost negligible elastic effect (Lindner *et al.* 2000). The shear-thinning behavior arises from the reorganization of the internal fluid structure reducing the viscous dissipation. We will assume that the characteristic time of the reorganization of the flow structure is much smaller than all characteristic times of the problem.

Several works have been devoted to the influence of shear-thinning behavior on threshold instabilities in Taylor-Couette flow as well as to the features of Taylor vortices.

Circular Couette flow of a shear-thinning fluid is mainly characterized by a viscosity stratification in the annular space, which is the more significant the stronger the shear-thinning effects and the wider the annular space. With increasing shear-thinning effects, the shear rate increases at the inner wall and decreases at the outer one. Furthermore, the nonlinear variation of viscosity with the shear rate introduces, at the linear level, an anisotropy of the deviatoric tensor associated to the perturbation.

The mechanism of instability of CCF of shear-thinning fluids with negligible viscoelasticity is the same as for a Newtonian fluid and results in axisymmetric counter rotating vortices separated by radial inflow and outflow jets emanating from the fluid layers adjacent to the cylinders' wall. However, the critical conditions are different because of the radial viscosity stratification and the modification of the azimuthal velocity profile. In the case where the inner cylinder is rotating and the outer one is stationary, the critical Reynolds and axial wave numbers were determined using linear stability analysis, for power-law and Carreau fluids, for wide and narrow annular spaces, see for instance Alibenyahia *et al.* (2012), Li & Khayat (2004), Agbessi *et al.* (2015) and Topayev *et al.* (2019) and the references therein. It is shown that the wavelength increases slightly with increasing shear-thinning effects when $\eta > 0.7$ and decreases significantly with increasing shear-thinning effects for a wide gap ($\eta < 0.6$). In shear-thinning flows the Newtonian definition (1.5) of the Reynolds number requires an additional specification of the viscosity scale μ_{ref} to replace $\nu = \mu_{ref}/\rho$. A frequent choice is $\mu_{ref} = \mu_0$, where μ_0 is the zero-shear viscosity:

$$\text{Re} = \rho \Omega_1 R_1 d / \mu_0 . \quad (1.6)$$

The critical Reynolds number defined using the zero-shear viscosity decreases with increasing shear-thinning effects. A radically different conclusion may be reached if one uses the inner wall-shear viscosity of the fluid as viscosity scale. Masuda *et al.* (2017) used an average viscosity weighted by the strain-rate squared. They found that the critical Reynolds number defined using this average viscosity is the same as for a Newtonian fluid. However, this result is limited only to a narrow annular space with a radius ratio $\eta > 0.7$. Recently, Elçiçek & Güzel (2020) suggested to use an average Reynolds number Re_G , defined as an average over the annular space of the local Reynolds number calculated using the local velocity and the local viscosity. With this definition, it is observed

that the critical Reynolds number increases with increasing shear-thinning effects. The selection of the reference viscosity defining the Reynolds number may be considered to be simply a matter of choice, however, it changes the conclusions concerning the effect of shear thinning.

From an experimental point of view, Sinevic *et al.* (1986) determined the onset of Taylor vortices based on changes in the scaling relationship between the measured torque exerted on the rotating inner cylinder and Re . The results were obtained for two radius ratios $\eta = 0.7$ and 0.9 , the rheological behavior of the used fluids, CMC and Carbopol solutions, were described by the power-law model. Using a Taylor-Couette system with a radius ratio $\eta = 0.5$, Escudier *et al.* (1995) determined the transition from CCF to TVF by focusing on the development of the axial velocity component near the inner wall at a radial position r such $(R_2 - r)/(R_2 - R_1) = 0.8$. The Reynolds number is defined using the inner wall shear viscosity. The used fluids were a glucose solution as a Newtonian fluid reference, an aqueous solution of xanthan gum 1500 ppm which is shear thinning and a Laponite suspension which is shear-thinning and thixotropic. The radius ratio and the aspect ratio of the Taylor Couette configuration are $\eta = 0.506$ and $L = 233$. In their experimental work, the authors focus mainly on the development of Taylor vortices. It is indicated that for shear-thinning fluids, the onset of Taylor vortices is much more gradual than that for a Newtonian fluid.

Concerning the flow structure in the TVF regime, the theoretical (Alibenyahia *et al.* 2012; Agbessi *et al.* 2015; Topayev *et al.* 2019) and experimental (Escudier *et al.* 1995; Cagney & Balabani 2019*a,b*) results indicate that the flow undergoes a significant change with increasing shear-thinning effects. Indeed it is shown that with increasing shear-thinning effects: (i) for a wide gap, the vortex eye is shifted towards the inner cylinder, because of the viscosity stratification: the viscosity increases from the inner cylinder to the outer

one; (ii) the vortices are shifted axially towards the radial outflow boundaries; (iii) this axial shift leads to increasing concentration of the vorticity at these boundaries; (iv) the vorticity in the outflow becomes stronger than the inflow and the extent of the inflow zone increases accordingly; (v) the strength of the vortices becomes weak as compared to the velocity of the inner cylinder. Note that, using a weakly non linear analysis, Topayev *et al.* (2019) demonstrated for a large range of rheological parameters that the transition to TVF regime for purely viscous shear-thinning fluids remains supercritical.

1.4. Stability of Taylor vortices in shear-thinning fluids

As far as the stability of the Taylor vortex flow is concerned, the results are sparse. In the experiments of Escudier *et al.* (1995) at $Re_c < Re < 2.5 Re_c$, with $\eta = 0.506$, it was noticed for aqueous solutions of xanthan gum at 1500 ppm and for Laponite solution, that the vortices exhibit a slow axial drift. A constant drift velocity of $3 - 4 \mu\text{.m/s}$ was reported.

In a geometrical configuration with a narrow gap, $\eta = 0.883$ and $L = 12.97$, the transition from TVF to WVF was detected and studied by Cagney & Balabani (2019a) and Cagney & Balabani (2019b) using particle image velocimetry and visualization. Their results (Table III in Cagney & Balabani (2019b)) indicate that the transition to WVF occurs at $Re_s \approx 8 Re_c$ for a Newtonian fluid and at $Re_s > 8 Re_c$ for shear-thinning fluids. However, one can note that for the Newtonian fluid, the value of Re_s is much larger than that predicted by Cole (1976) for a similar geometry. Furthermore, Cagney & Balabani (2019b) noticed that the amplitude of the wave varies with the axial position. It may be a consequence of endwalls effects.

In a more recent paper, using xanthan gum solutions in a mixture glycerol-water (25%

glycerol and 75% water) in a wider gap ($\eta = 0.77$) and a larger aspect ratio $L = 21.5$, than previously, (Cagney *et al.* 2020) observed the same progression of regimes (CCF \rightarrow TVF \rightarrow WVF) as for a Newtonian fluid. However, unlike in their previous study, the authors observed merger events mainly in a WVF regime at some Reynolds numbers. These merger events occur near the ends of their system and are followed by a drifting and splitting of vortices. Actually, the process of vortex merger was also observed for a Newtonian fluid in WVF regime near the ends of the Taylor-Couette geometry by Park *et al.* (1983); Ahlers *et al.* (1983) and Crawford *et al.* (1985). Ahlers *et al.* (1983) have analyzed this process in terms of stability of the WVF regime in the plane (axial wavenumber, Reynolds number). According to these authors, near the ends the local wavenumber (wavelength) is large (small). The system reacts by eliminating one pair of vortices and makes the structure “enter” into the stable band of wavenumbers. They have also found that the side boundaries of stability domain of WVF are very aspect-ratio dependent. This might explain why Cagney & Balabani (2019*b*) did not observe merger events since the aspect ratio was smaller than that in their paper Cagney *et al.* (2020).

Elçiçek & Güzel (2020) studied experimentally the influence of shear-thinning on flow structure and transition thresholds in a Taylor Couette flow for narrow ($\eta = 0.883$, $L = 42$) and wide ($\eta = 0.643$, $L = 16$) gaps. The used fluids are aqueous solutions of xanthan gum at 1000 and 2000 ppm. The rheological behavior of these fluids is described by a power-law model with a shear-thinning index $n_p = 0.45$ and 0.38 for 1000 and 2000 ppm concentration respectively. Unlike Cagney & Balabani (2019*a*) and Cagney & Balabani (2019*b*) the transition from TVF to WVF is not observed. A direct transition from TVF to MWVF followed by a chaotic flow is observed. Furthermore, the authors highlighted the existence of non-axisymmetric modes between CCF and TVF.

It is clear from the above literature review, that additional experimental, theoretical and numerical work is needed to understand the influence of shear-thinning behavior on the stability of the Taylor vortex flow.

1.5. Objectives, methodology and outline of the paper

The aim of the present article is to study the stability of Taylor vortex flow in shear-thinning fluids both experimentally and numerically. The novelty of the present work is to consider a wide gap configuration such that the onset of WVF regime would be delayed and the axisymmetric instabilities could develop. In this configuration, the observed creation and merging of vortices is not confined to the ends of the fluid domain. The experimental approach is based on visualization and particle image velocimetry measurements. The paper is structured as follows. In Section 2, we introduce the equations of the problem with the boundary conditions and we define the dimensionless parameters. The numerical method is briefly described. The experimental details of the Taylor-Couette flow setup as well as the measurement techniques are described in Section 3, along with the rheology of the used fluids. Experimental and numerical results are discussed in Sections 4 and 5. Section 4 concerns the primary bifurcation and Section 5 deals with the secondary bifurcation. In the conclusion section, we summarize the most relevant results and we give some perspectives to our work.

2. Mathematical formulation

We consider the flow of an incompressible shear-thinning fluid of uniform density and negligible viscoelasticity in an annular cavity characterized by a radius ratio (1.1) aspect ratio (1.3). The inner cylinder is rotating with an angular velocity Ω_1 and the outer one is at rest. Non-dimensionalizing the velocity by the velocity scale (1.4) and the lengths

by the gap d we obtain the flow equations in the following form:

$$\mathbf{div} \mathbf{u} = 0 \quad (2.1)$$

$$\partial_t \mathbf{u} + (\nabla \mathbf{u}) \cdot \mathbf{u} = -\nabla p + \mathbf{div}(\boldsymbol{\tau}), \quad (2.2)$$

where $\mathbf{u} = u_r \mathbf{e}_r + u_\theta \mathbf{e}_\theta + u_z \mathbf{e}_z$ is the velocity vector in cylindrical coordinates (r, θ, z) and p the pressure non-dimensionalized by the pressure scale ρU_{ref}^2 . $\boldsymbol{\tau}$ is the non-dimensionalized deviatoric stress tensor related to the strain-rate tensor:

$$\dot{\boldsymbol{\gamma}} = \nabla \mathbf{u} + (\nabla \mathbf{u})^T \quad (2.3)$$

by the relation

$$\boldsymbol{\tau}(\text{Re}, \dot{\boldsymbol{\gamma}}) = \frac{1}{\text{Re}} \frac{\mu}{\mu_0} \dot{\boldsymbol{\gamma}} \quad (2.4)$$

where Re is the Reynolds number (1.6) and the viscosity μ is modeled by the Carreau model (Carreau 1972):

$$\frac{\mu - \mu_\infty}{\mu_0 - \mu_\infty} = \left(1 + \hat{\lambda}^2 \Gamma\right)^{(n_c - 1)/2}. \quad (2.5)$$

In the Carreau model (2.5), $\Gamma = \frac{1}{2} \dot{\boldsymbol{\gamma}} : \dot{\boldsymbol{\gamma}}$ is the second-invariant of the strain-rate tensor (2.3), μ_∞ is the dynamic viscosity at high shear rate, $n_c < 1$ the shear-thinning index and $\hat{\lambda} = \lambda_f U_{ref}/d$, where λ_f is the characteristic time of the fluid. The location of the transition from the Newtonian plateau to the shear-thinning regime is determined by λ_f since $1/\lambda_f$ defines the characteristic shear rate for the onset of shear-thinning. Increasing $\hat{\lambda}$ reduces the Newtonian plateau to lower shear rates. The infinite shear viscosity μ_∞ is generally associated with the breakdown of the fluid and is frequently significantly smaller, ($10^3 - 10^4$) times smaller than μ_0 see Bird *et al.* (1987) and Tanner Tanner (2000). The ratio μ_∞/μ_0 will thus be neglected in the following. This leaves three rheological parameters: μ_0 , λ and n_c and the nondimensional viscosity in Eq. (2.4) writes

$$\frac{\mu}{\mu_0} = \left[1 + (\lambda \text{Re})^2 \Gamma\right]^{\frac{n_c - 1}{2}}. \quad (2.6)$$

In Eq. (2.6) we changed the original non-dimensionalization of the characteristic time $\hat{\lambda}$ by the time scale d/U_{ref} to that by the viscous diffusion time scale $\rho d^2/\mu_0$ which resulted in replacing $\hat{\lambda} = \lambda \text{Re}$. This makes the parameter λ independent of the Reynolds number. Assuming axisymmetric flow, the velocity components depend only on two cylindrical coordinates (r, z) . The domain of these space variables is the rectangle $\mathcal{D} = \left[\frac{\eta}{1-\eta}, \frac{1}{1-\eta} \right] \times [0, L]$.

Equations (2.1), (2.2), (2.4) and (2.6) have to be completed by appropriate boundary conditions. On the cylindrical boundaries, the dimensionless velocity (u_r, u_θ, u_z) obeys the no-slip condition

$$u_r = u_z = 0, u_\theta = 1, \text{ at } r = r_1 \equiv \frac{\eta}{1-\eta}, \quad z \in]0; L[\quad (2.7)$$

$$u_r = u_z = 0, u_\theta = 0, \text{ at } r = r_2 \equiv \frac{1}{1-\eta}, \quad z \in [0; L], \quad (2.8)$$

Concerning the upper ($z = L$) and bottom ($z = 0$) boundaries, we have considered two situations.

- In the first one, and in order to get as close as possible to the experimental conditions, we have considered a no slip boundary condition at the motionless bottom wall $z = 0$, and a stress-free boundary condition on the upper boundary $z = L$. In this case, the free surface is assumed flat, and the surface tension is neglected, so that the surface is a pure slip boundary.

$$u_r = u_z = u_\theta = 0, \text{ at } z = 0, \quad r \in [r_1; r_2] \quad (2.9)$$

$$u_z = 0, \tau_{rz} = \tau_{r\theta} = 0, \text{ at } z = L, \quad r \in [r_1; r_2]. \quad (2.10)$$

The boundary condition at the bottom boundary is complicated by the difficulty in handling the singularity in the azimuthal velocity u_θ at the corner where the cylinder has a different rotational speed than the lower surface (at $z = 0$ and $r = r_1$). To handle this, the velocity of the inner cylinder is set equal to 1, except very near the singularity,

where the change of the velocity to zero is made progressive using a quadratic function:

$$\begin{aligned} u_\theta &= 1, \text{ at } r = r_1, L_1 \leq z \leq L, \\ u_\theta &= \frac{z}{L_1} \left(2 - \frac{z}{L_1} \right) \text{ at } r = r_1, 0 \leq z \leq L_1. \end{aligned} \quad (2.11)$$

The height L_1 is set to $L_1 = L/100$. Additional numerical tests were made with $L_1 = L/200$.

- In the second situation, following several authors, Razzak *et al.* (2019), Ng *et al.* (2018), Teng *et al.* (2015), Fasel & Booz (1984), we have assumed axial periodic boundary conditions at the upper and lower endwalls, i.e.

$$f(r, 0, t) = f(r, L, t), \quad (2.12)$$

where f represents any of the dependent variables. Note that the height L of the domain is an integer multiple of the expected wavelength. In this case, the velocity field \mathbf{u} and the pressure p were split into the basic field (\mathbf{u}_b, p_b) corresponding to a Couette flow solution between infinite coaxial cylinders and a disturbance: $\mathbf{u} = \mathbf{u}_b + \mathbf{u}'$ and $p = p_b + p'$. Substituting \mathbf{u} and p by their expressions into equations (2.1) and (2.2) lead to perturbation equations that are solved numerically.

Concerning the height of the computational domain, we have used $L = 10$ for fixed bottom endwall and stress-free at the top wall, and $L = 7 \lambda_z$ for periodic boundary conditions. Here, λ_z is the axial wavelength at the primary bifurcation.

The governing equations (2.1) and (2.2) combined with (2.4) and (2.6) are solved numerically using the finite element solver FreeFem++ (Hecht 2012). The weak formulation as well as time and space discretization are provided in Supplementary section S1. The validation of the numerical method, is carried out by comparing our results with those given in the literature in the framework of linear or weakly nonlinear theory as well as with

those obtained in Newtonian fluid in a strongly nonlinear regime. Details of comparisons are available in Supplementary section S2.

3. Experimental setup, Fluids used and Protocol

3.1. Experimental cell

The Couette-Taylor configuration used in our experiments consists of two coaxial cylinders with vertical axis. The outer cylinder is made of Plexiglas and has a radius $R_2 = 5$ cm. The inner cylinder is made of stainless steel, has a radius $R_1 = 2$ cm and is painted in black to avoid light reflections. The gap between the two cylinders is $d = R_2 - R_1 = 3$ cm. The height of the working fluid in the annular gap is $\ell = 96$ cm. Consequently, the dimensionless parameter that describe the geometry are the radius ratio $\eta = R_1/R_2 = 0.4$ and the aspect ratio $L = \ell/d = 32$. There is an additional box filled with water in order to minimize distortion effects of refraction due to curvature of the outer cylinder during optimal measurements. The outer cylinder is fixed, while the inner one is driven by a DC servomotor at the frequency angular Ω_1 .

The bottom end wall is fixed and at the top, the working fluid contacts with air and the surface is free. The height of the working fluid is slightly lower (2 cm) than that of the cylinders.

3.2. Flow visualization

For the purpose of visualization of flow structures, the working fluid is mixed with a small amount, 1 g of Iriodin (Atkhen *et al.* 2000; Nore *et al.* 2005; Smieszek *et al.* 2008). These thin and flat reflective mica platelets of typical size $0.1\mu\text{m}$ thick and $\approx 20\mu\text{m}$ across are oriented by the flow. The intensity of the light reflected depends on the particle orientation, revealing the flow structure. The region where the normal vectors of particles are in the bisectonal direction between the incident light and the line of sight, appears bright.

Furthermore, these particles respond very quickly to any local change in the flow pattern giving a change in the light reflectance pattern whenever a change in the velocity occurs (Hegseth 1996; Schwarz 1990; Daviaud *et al.* 1992). The light reflectance can be recorded and digitized using a CCD camera.

In our experiments, the flow was illuminated from the top at an angle and visualized on the front side as it is shown in Supplementary figure F2. In presence of counter rotating vortices, upward rotating at the outer wall is seen as brighter region and downward rotating is seen as darker region (Majji *et al.* 2018). By plotting the reflected light intensity $I(z, t)$ along the axial direction in the Taylor-Couette cell, at regular time interval (0.1 s) a space-time diagram $I(z, t)$ of flow patterns is obtained. The recorded length is $12d = 36$ cm in the central part of the system corresponding to a spatial resolution of 86 pixels / cm.

For some experiments, the flow was also visualized in the $(r-z)$ plane by illuminating the gap between the cylinders using a He-Ne Laser sheet in the central part of the system. Space-time plots are generated by extracting single line of pixel intensity at a particular radial position.

3.3. Velocity measurements

Velocity fields in a vertical plane (r, z) were measured using a particle image velocimetry (PIV) system. The working fluid was seeded with silver-coated hollow glass spheres with density 1.4 g/cm^3 and an average diameter of $10 \mu\text{m}$. The particles are illuminated by a vertical laser sheet of thickness $b \approx 1$ mm produced by a double pulsed Nd-Yag New-wave laser (2×120 mJ, 532 nm). Images are acquired with a high resolution camera (Flow SenseEO 1280×1024 pixels², 4096 gray levels), synchronized with the laser at a rate of 1 frame pair per 0.1 s. The time delay between two laser pulses typically ranges from 1 to 8 ms depending on the azimuthal velocity component. The 1280×1024 pixels² observation

window corresponds to physical size of $30 \times 90\text{mm}^2$. For each PIV measurements, 500 pairs of images of size 1280×1024 pixels were recorded and analyzed using the adaptive-correlation technique of the 'Dynamic Studio' (Software of Dantec). Each image of a pair was sampled into a window of 64×64 pixels with 50% window overlap.

3.4. Fluids used: preparation and rheology

The working fluids used are: a 80% by volume glycerol aqueous solution, which is Newtonian fluid, and aqueous xanthan gum (semi-rigid polymer) solutions at different concentrations: between 850 ppm, and 3000 ppm. The rheological behavior of the fluids used has been determined using a controlled torque rheometer (TA Instrument AR2000) with a cone and plate geometry (60 mm diameter, $28 \mu\text{m}$ truncature, angle 1.036°). The variation of the shear viscosity μ with the dimensional shear rate $\hat{\gamma}$ is shown in the figure 1(b). For the xanthan gum solutions, the flow curves (μ vs $\hat{\gamma}$) are fitted by the Carreau model in the range of shear rate encountered in our experiments. The rheological parameters are given in Supplementary Table T4. The shear-thinning becomes more prominent as xanthan concentration in the solution increases. The zero shear-rate viscosity and the characteristic time of the fluid λ_f increase significantly with increasing the concentration. The variation of the storage G' and loss G'' modulus versus the shear-rate oscillation ω applied by the rheometer are reported in figure 2 at a strain amplitude $\gamma = 1\%$ which is within the linear viscoelastic region identified through strain sweep tests. The relaxation time τ_R is defined as $\tau_R = 1/\omega_c$ according to Maxwell model where ω_c is the crossover frequency for the G' and G'' curves. When the concentration increases both G' and G'' increase and the crossover point shifts to lower shear-rate oscillations. For instance, the relaxation time τ_R is 2.5 s, 10.9 s and 63.1 s for 1000, 2000 and 3000 ppm xanthan concentration respectively.

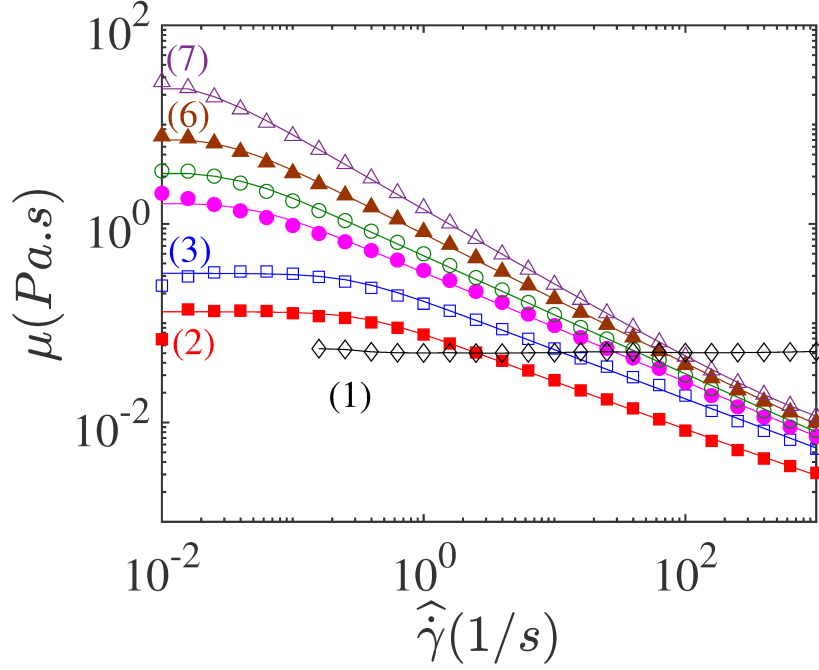


Figure 1: Variation of the viscosity μ versus shear rate $\hat{\gamma}$ for (1) a 80 % by volume glycerol aqueous solution and for aqueous xanthan gum solutions at different concentration. (2) 850 ppm; (3) 1000 ppm; (4) 1200 ppm; (5) 1500 ppm; (6) 2000 ppm and (7) 3000 ppm.

3.5. Experimental protocol

To observe flow structures corresponding to various Re in the Taylor-Couette geometry, the Reynolds number is slowly increased with time starting from a stationary inner cylinder. Experiments typically lasted approximately 6 to 10 hours. Temperature measurements of the working fluid before and after an experiment indicated that the temperature change was less than 1°C. Details about the experimental procedure are available in Supplementary section S3.

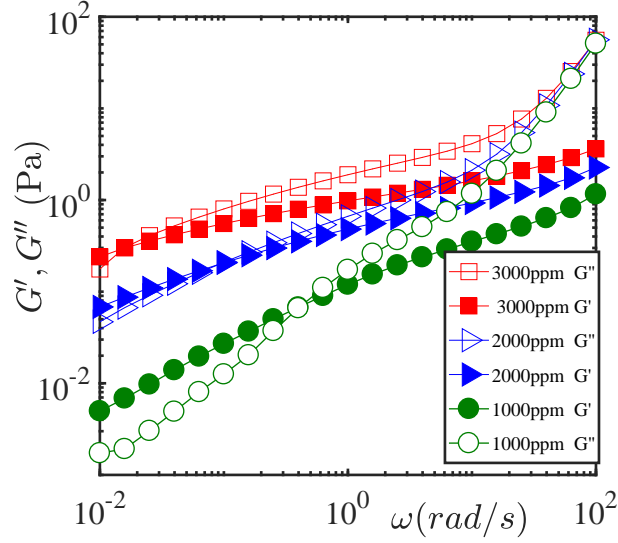


Figure 2: Variation of the elastic G' and viscous G'' as a function of the shear oscillation ω for different concentration of xanthan gum solutions.

4. Primary bifurcation: onset of Taylor vortex flow

Numerical computations were first carried out to investigate endwalls effects. It is found that even for $L = 10$, there is practically no effect of the endwalls at the middle of the height of the annular space. Details are given in Supplementary section S4.

4.1. PIV measurements

In order to check if the viscoelasticity of the fluid plays any role on the onset of Taylor vortices, PIV measurements were performed at Re around Re_c . The increase of the velocity of the inner cylinder follows the protocol given in section 3.5. At Re below Re_c , PIV measurements did not detect radial or axial velocity. At Re slightly above Re_c , Taylor vortices are detected. They are illustrated in figure 3, where the velocity field measured just above Re_c , at $\epsilon \approx 0.01$, is shown for glycerol solution and xanthan gum solutions at 1000 ppm ($n_c = 0.51$, $\lambda = 5.3$) and 2000 ppm ($n_c = 0.33$, $\lambda = 262$). The axial position is scaled with the corresponding wavelength calculated from the distance between two

successive outflow boundaries and a single wavelength is represented. It is interesting to note that with increasing shear-thinning effects, Taylor vortices are squeezed against the inner wall (Alibenyahia *et al.* 2012; Agbessi *et al.* 2015; Topayev *et al.* 2019). The periodicity of the cells around the middle of the annular domain can be estimated from the measurement of the wavelength. This yields wavenumbers $k = 3.15 \pm 0.1$ for glycerol solution, $k = 3.5 \pm 0.15$ for xanthan gum solution 1000 ppm and $k = 4.9 \pm 0.3$ for xanthan gum 2000 ppm. These values are in agreement with the linear theory (Topayev *et al.* 2019): $k_c = 3.1836, 3.4601$ and 4.7109 respectively.

As already mentioned, above the TVF onset, the maximum of the outflow velocity is larger than the maximum inflow velocity. This is particularly true for shear-thinning fluids Topayev *et al.* (2019). For instance for the xanthan gum 2000 ppm, the measured ratio between the maximum outflow velocity and the minimum inflow is ≈ 4.3 at $\epsilon = 6.5\%$.

The agreement of the measurements with theoretical results (not accounting for elasticity) tend to show that the viscoelastic properties of the fluid do not play any role in the transition to TVF.

4.2. Visualization

Visualization is the most widely used technique to determine the onset of the TVF regime. However, as it will be shown later, some artifacts require special caution particularly for shear-thinning fluids. They are due to the anisotropic shape of the particles used for visualization. Guided by the results of the linear theory, the conclusions of the numerical simulation and the PIV measurements, and after several preliminary experimental tests, we have found that the following three criteria allow us to determine reliably the onset of the TVF: (i) Taylor vortices are first observed in the middle of the apparatus ($z = L/2$), (ii) the topology remains stable during a sufficiently long time and (iii) there is no variation in the topology after an increase of the velocity of rotation of the inner

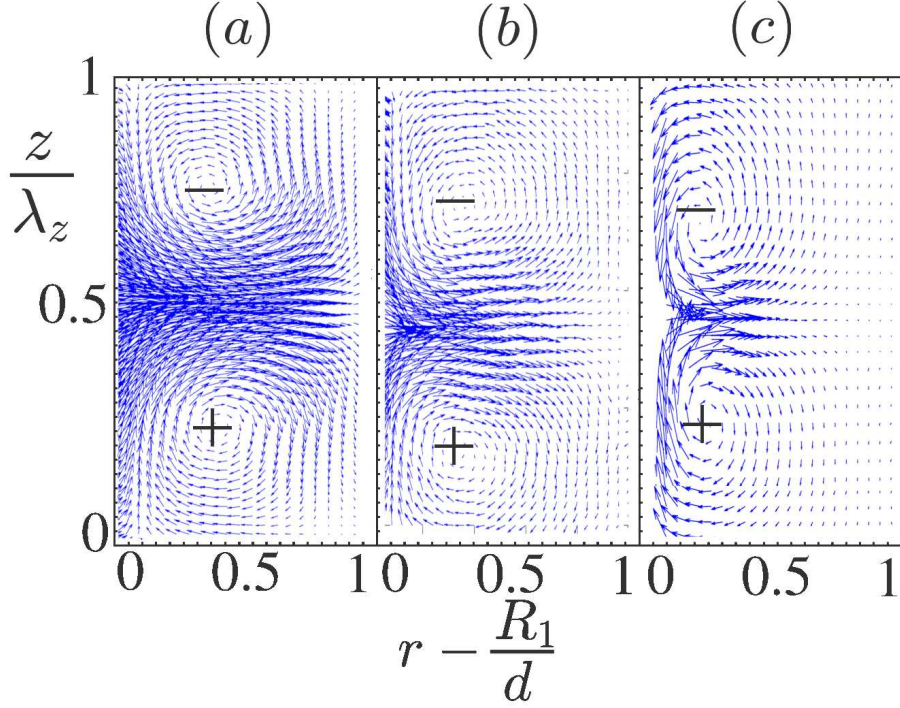


Figure 3: Radial-axial velocity vectors in a radial-axial plane for Taylor vortex flow measured at $\epsilon \approx 0.01$. (Left frame) glycerol solution with $\lambda_z = 2$; (middle frame) xanthan gum solution 1000 ppm with $\lambda_z = 1.8$; (right frame) xanthan gum solution 2000 ppm with $\lambda_z = 1.3$. For the same length of a vector, the dimensionless velocity in the frames (b) and (c) is two times and four times lower than that in the frame (a), respectively.

cylinder by $\Delta\Omega_1 = 0.21$ rad/s.

- *Glycerol aqueous solution*

Experiments were first carried out with a Newtonian fluid. The annular space was filled with 80% glycerol aqueous solution. The velocity of rotation of the inner cylinder was increased slowly from rest as described in the protocol given in §3.5. Close to the onset of the TVF regime, $\Delta\Omega_1$ was reduced to 0.105 rad/s ($\Delta\text{Re} = 0.86$) in order to determine ac-

curately the critical Reynolds number. To avoid effects associated with the cylinder ends such as the strong Eckman vortex at the rigid bottom boundary, we focused mainly on the flow structure in the central zone of length $12d$. Figure 4 displays the spatio-temporal diagram at five values of Re , each developed over a time span of 50 s. At each time, the image is averaged over 10 pixels in the azimuthal direction. With account of the three criteria given above, we find that the transition to TVF occurs at a critical Reynolds number $67.88 < Re_c^{exp} < 68.74$. This value is in good agreement with that obtained from linear theory assuming infinite cylinders, $Re_c = 68.2961$. As expected, for the configuration used here, $L = 32$, the value of the critical Reynolds number for the onset of Taylor vortices is practically unaffected by end effects. This result is in agreement with that of Cole (1976) in the case of a narrow gap ($0.85 \leq \eta \leq 0.95$). Based on torque measurements and visual observations, Cole (1976) found that there is no variation of the critical speed for the onset of Taylor vortices, with the annulus length, so that theoretical predictions are applicable for an aspect ratio as small as 8 and probably still smaller. The vortices observed at $Re = 67.88$ and at $Re = 66.18$ are to be put on account of end effects, i.e. Eckman vortices penetrate progressively the annular space with increasing Re .

In order to determine the critical wavenumber k_c^{exp} , a Fourier transform has been applied to the gray-scale spatio temporal diagram $I(z) = \sum_k \bar{I}(k) \exp(ikz)$ corresponding to $Re = 68.74$. The maximum of the squared modulus of the Fourier coefficient $|\bar{I}|^2$ is reached at $k = k_c^{exp} = 3.27$ which is close to the critical axial wavenumber $k_c = 3.1834$ obtained from the linear stability analysis. Actually, one has to note that for a finite system, only discrete states with an integer number of vortices can occur. With one rigid and one free boundary, our system normally contains an odd number of vortices $(2N + 1)$ (Linek & Ahlers 1998; Watanabe & Toya 2012). We designate by k_c^{finite} the closest value to k_c compatible with an odd number of vortices. We obtain $k_c^{finite} = 3.24$, which is very




Figure 4: Spatio-temporal diagrams for a 80% by volume of glycerol aqueous solution at $Re = 66.18, 67.88, 68.74, 103.11$ and $Re = 328.18$. They are constructed from images taken at 10 frames s^{-1} . Note that for a Newtonian fluid with $\eta = 0.4$, $Re_c = 68.2965$. At $Re = 66.18$, $50 \text{ s} = 573.05 d / (R_1 \Omega_1)$

close to our experimental result $k_c^{exp} = 3.27$. The stationarity of TVF is evident from figure 4.

Once the primary bifurcation is reached, the velocity of rotation of the inner cylinder was increased gradually by a small step following the protocol given in section 3.5. Space-time diagrams obtained from visualization at Re between $68.74 (Re_c^{exp})$ and $328.18 (4.8 Re_c^{exp})$ do not present any visible variation as it is shown in figure 4. The wavenumber remains constant with $k = k_c^{exp} = 3.27$. This is in agreement with experimental observations of Snyder & Lambert (1966) and Burkhalter & Koschmieder (1973) using an apparatus of radius ratio $\eta = 0.5$ and an aspect ratio $L \approx 30$ and increasing quasisteadily the Reynolds number. According to Guo & Finlay (1991), this suggests that perturbations with $k = k_c$ grow faster than others and become dominant in the fully vortex flow. However, the flow structure is modified. Indeed, PIV measurements show that at Re sufficiently far from Re_c , the center of vortices moves towards the outflow boundaries and the outer cylinder

wall, in agreement with the numerical observations of Fasel & Booz (1984).

- *Aqueous solution of xanthan gum*

The onset of the TVF regime in aqueous solutions of xanthan gum used is illustrated in the case corresponding to a concentration of 2000 ppm. The transition to TVF regime for 1000 and 3000 ppm is described by the Supplementary Figures F3 and F4.

Figure 5 shows spatio-temporal diagrams for aqueous solution of xanthan gum at 2000 ppm, with $n_c = 0.34$ and $\lambda = 197$. Stationary patterns are first observed at $Re = 1.12$, much lower than the critical Reynolds number predicted by the linear theory, $Re_c = 1.6944$. These patterns are illustrated by the space-time plot shown in the left frame of figure 5. They account for a variation of the orientation of reflective particles along the axial position which can be related to Taylor-like vortices. At $Re = 1.69$, the three criteria for the onset of TVF are satisfied. The experimental Reynolds number for the onset of TVF, $1.67 < Re_c^{exp} < 1.69$ is in agreement with the linear theory. Applying a fast Fourier transform to the space-time plot corresponding to $Re = 1.69$, it is found that the most energetic mode is obtained at $k = k_c^{exp} = 4.37$. This value is again in a very good agreement with that obtained using a linear stability analysis, $k_c = 4.5160$. If we take into account the finite length of the system, a closer value is obtained, $k_c^{finite} = 4.4156$.

The values of Re_c , $Re_{c,exp}$, k_c , $k_{c,exp}$ and $k_{c,finite}$ for aqueous solution of glycerol and aqueous solutions of xanthan gum used are provided in Supplementary Table T6.

4.3. Discussion

From the experimental results, the following points can be underlined: (i) for the geometrical configuration used, the critical conditions are practically not affected by the end effects in agreement with Cole (1976); (ii) the critical Reynolds and axial wavenumbers obtained experimentally are in good agreement with the linear theory assuming a purely




Figure 5: Space-time diagrams of xanthan gum 2000 ppm for $Re = 1.5, 1.67, 1.69$ and 1.72 . The rheological parameters are $n_c = 0.34$, $\lambda = 197$. For this case, the linear theory gives $Re_c = 1.6944$. At $Re = 1.5$, $50 \text{ s} = 1099 d / (R_1 \Omega_1)$

viscous shear-thinning fluid; (iii) no sign of elastic instability such as ribbon, spiral vortices or diwhirls (Groisman & Steinberg (1998); Crumeyrolle *et al.* (2002)) was observed despite the large values of the Deborah number De and the elasticity number El found. For instance, for the xanthan gum at 2000 ppm we have $De = 120.2$ and $El = 71.1$. The Deborah number is defined as the product of the relaxation time with a nominal shear rate (Cagney & Balabani (2019b), Cagney *et al.* (2020)) $\Omega_1 R_1 / d$ and the elasticity number as $El = De / Re$. Note that Groisman & Steinberg (1998) did not observe any sign of elastic instability for aqueous solutions of xanthan gum up to $De = 600$, the maximum value reachable in their experiments; (iv) for sufficiently strong shear-thinning effects, patterns which can be related to counter-rotating vortices are observed at Re much lower than Re_c^{exp} . The value of Re at which these patterns appear decreases with increasing shear-thinning effects. Elçiçek & Güzel (2020) have also reported, from visualization experiments, the existence of axisymmetric vortices at $\epsilon \approx -15\%$ (before TVF

regime, Figure 10 in their paper) and they attributed it to Eckman vortices.

Based on the point (i) and the Supplementary figure F2, we think that the patterns observed at Re much below Re_c are not induced by the vortices generated by the endwall boundary condition. These patterns might be ascribed to the anisotropic shape of the particles, since PIV measurements using spherical particles did not detect radial or axial velocity at Re much below Re_c . The only difference between the visualization experiments and the PIV measurements is the shape of the particles. In order to clarify the mechanisms behind the appearance of the banded structures, additional investigations are planned. One possibility is to analyze the motion of anisotropic particles in a Couette flow of a shear-thinning fluid with realistic boundary conditions. Another possibility is to extend the theoretical study of Gillissen & Wilson (2018) to the case of a shear-thinning fluid. These authors demonstrated theoretically that suspensions of disks in a Newtonian fluid have destabilizing effect in a circular Couette flow. This destabilization is due to anisotropic viscous stress induced by suspended disk shaped particle. Furthermore, it is shown (Gillissen & Wilson 2018; Gillissen *et al.* 2020) that the critical Reynolds number for the onset of instability of the circular Couette flow decreases strongly with increasing the concentration of particles.

5. Secondary bifurcations

5.1. *Newtonian fluid: Instability to travelling azimuthal wave mode*

Visualization experiments show that in the TVF regime, Taylor vortices are stationary and their axial periodicity is the same as at the onset (figure 4). At $Re = Re_s^{exp} = 361 = 5.28 Re_c$, a secondary instability occurs with a transition from steady axisymmetric Taylor vortices to time-dependent non-axisymmetric flow. Typical spatio-temporal diagrams of reflected light intensity obtained, in this regime, at $Re = 361 (5.28 Re_c)$ and $Re =$

452 (6.58 Re_c) are shown in Supplementary Figures F5 and F6. Applying the 2D fast Fourier transform (FFT) to spatio-temporal diagrams, it is possible to obtain the axial wavenumber and the frequency of oscillations. The axial wavenumber remains the same as in TVF regime, $k \approx k_c^{finite} = 3.27$. The period T of oscillations in non-dimensional time units and the ratio of the frequency of oscillations to the inner cylinder frequency at different Re is given in Table 1. It can be noted that in the regime called here *wavy vortex flow I* (WVF I), the period (frequency) of oscillations increases (decreases) as the Reynolds number is increased. This time dependent flow regime is observed for Re ranging from 361 (5.28 Re_c) to 472 ($\approx 6.9 \text{ Re}_c$). Additional information about this regime are obtained from PIV measurements. Figure 6 shows the instantaneous velocity field in the radial-axial plane at $\text{Re} = 444$ (6.5 Re_c) through one cycle. One period is represented. The axial motion of the vortices is evident based on the location of the vortex centers marked by a cross. One can also observe that: (i) the outflow boundary oscillates with a very small amplitude; (ii) the inflow boundary has a significant amplitude of oscillations; (iii) the radial outflow is much stronger than the radial inflow. By numbering the vortices 1 to 3 from the bottom, and analyzing the orientation of vectors velocity in different frames of figure 6, it can be shown that there is a weak transfer of the fluid from the vortex 2 to the vortex 1 in the frame (b) and from the vortex 1 to the vortex 2, in the frame (d). Of course, the net volume of fluid transferred axially over one cycle must be zero.

At $\text{Re} = 472 \approx 6.9 \text{ Re}_c$, an abrupt increase (decrease) in period (frequency) of oscillations occurs as indicated in Table 1 associated to an abrupt increase in the amplitude oscillations as shown in Supplementary Figure F7. The axial wavenumber is not modified $k = k_c^{finite} \approx 3.27$. The flow field through one cycle of an azimuthal wave passing the measurement plane represented in figure 7 is quite similar to that described previously

Re	$\text{Re}/\text{Re}_c^{\text{exp}}$	Type of mode	$T(d/R_1\Omega_1)$	f/f_i
361	5.28	wavy vortex flow I	8.2	0.51
415	6.05	wavy vortex flow I	13.5	0.31
452	6.58	wavy vortex flow I	20.2	0.206
471	6.85	wavy vortex flow I	25.8	0.16
479	6.97	wavy vortex flow II	105	0.04
497	7.23	wavy vortex flow II	109	≈ 0.04

Table 1: Period T of oscillations in non-dimensional time-unit and ratio of the frequency of oscillations to the inner cylinder frequency f_i .

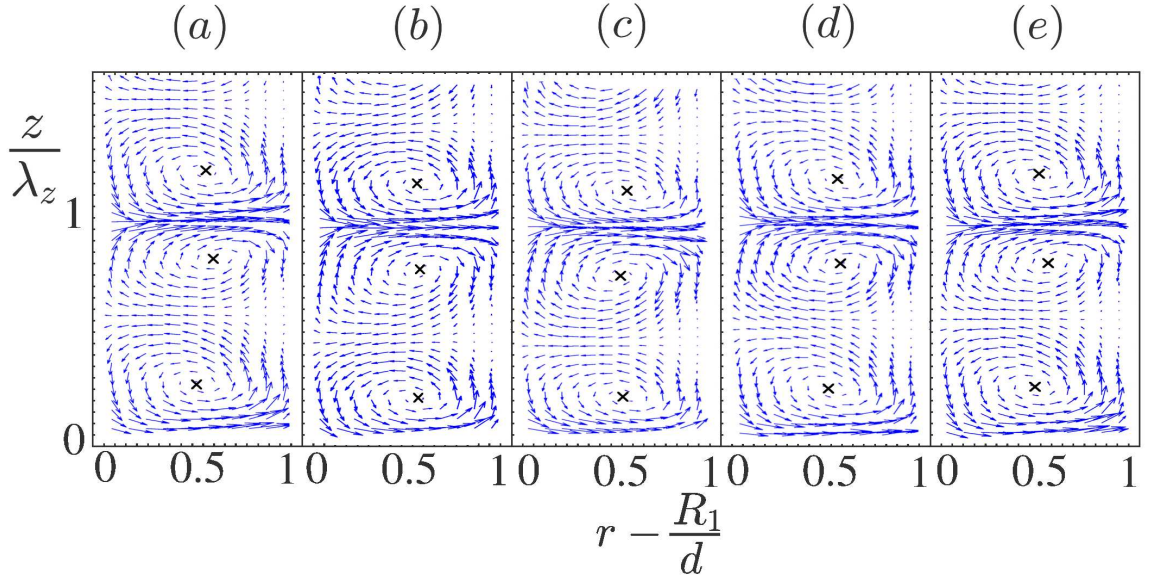


Figure 6: Aqueous glycerol solution. Instantaneous radial-axial velocity vectors in radial-axial plane for wavy vortex flow I at $\text{Re} = 444 (6.5 \text{Re}_c)$. The time progresses from left to right through one cycle of an azimuthal wave passing the measurement plane. (a) $t = 0$, (b) $t = 5.3(d/R_1\Omega_1)$, (c) $t = 13.25(d/R_1\Omega_1)$, (d) $t = 21.2(d/R_1\Omega_1)$, (e) $t = 26.5(d/R_1\Omega_1)$.

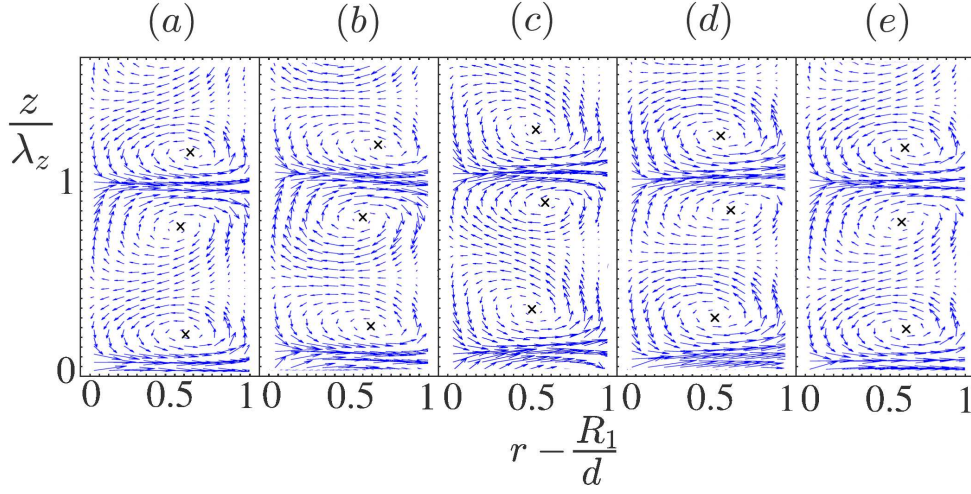


Figure 7: Aqueous glycerol solution. Instantaneous radial-axial velocity vectors in radial-axial plane for wavy vortex flow II at $Re = 478$ ($7 Re_c$). The time progresses from left to right through one cycle of an azimuthal wave passing the measurement plane. (a) $t = 0$, (b) $t = 14.4(d/R_1\Omega_1)$, (c) $t = 28.8(d/R_1\Omega_1)$, (d) $t = 43.2(d/R_1\Omega_1)$, (e) $t = 51.8(d/R_1\Omega_1)$.

and will be called here *wavy vortex flow II* (WVF II). However, the oscillations amplitude of the outflow boundary is stronger than previously as well as the transfer of the fluid between vortices 1 and 2 in the frames (a), (c) and (e). The wavy vortex flow II has the same features as the wavy vortex flow described by Wereley & Lueptow (1998) for a narrow gap geometry ($\eta = 0.83$). However, in their case, the experimental results do not show any jump in the frequency nor in the amplitude oscillations.

The stage WVF I observed here experimentally was not detected by Razzak *et al.* (2019) using a numerical simulation with periodic boundary conditions and $\eta = 0.5$. One might be also tempted to make a connection between our WVF I and the inward flow oscillations observed by Lorenzen *et al.* (1983) for $11.5 \leq L \leq 15$. However in their case the outflow boundary is flat and the frequency of oscillations is constant with increasing Re

unlike our WVF I. This discrepancy with the literature shows again that the radius ratio and the aspect ratio are crucial parameters in the wavy instability.

5.2. *Shear-thinning fluids: creation and merging of vortices*

For the used shear-thinning fluids, visualization, PIV measurements as well as axisymmetric numerical simulations show that starting from a secondary critical Reynolds number, Re_s , the regular arrangement of Taylor vortices with an axial wavenumber $k = k_c$ becomes unstable in a fundamentally different way from that discussed in the Newtonian case, since the flow remains axisymmetric. The instability is characterized by a creation of a new pair of vortices in the inflow region, where the inward flow is weak, causing a local increase of the wavenumber. This new state is in its turn unstable and two vortex pairs merge to form one pair reducing the wavenumber. This process of creation and annihilation of vortex pairs repeats continuously. The axial position at which a new vortex pair is created is random. Furthermore, once a new extra vortex pair appears, or once two vortex pairs start to merge to form one pair, neighbouring vortex pairs will move modifying the wavenumber and consequently the axial positions of the following events of creation and merging. A complex pattern may then result. Note also that it is possible to have more than one defect in the system.

5.2.1. *Results of axisymmetric numerical simulations*

As mentioned in the Supplementary section S1, a continuation method is used to solve the unsteady axisymmetric momentum equations. Each new simulation is started with the converged solution of the steady regime corresponding to the closest set of parameters as initial condition. This procedure is followed before and after the onset of TVF. In the TVF regime, Taylor vortices are steady and their axial periodicity remains the same as

at the onset. As we have seen, with increasing Reynolds number, the outflow becomes stronger than the inflow and the extent of the inflow zone where the vorticity is low increases accordingly.

For a Carreau fluid with $n_c = 0.5$, $\lambda = 200$ and periodic boundary conditions in the axial direction, the steady axisymmetric vortices lose their stability at $\text{Re} = 1.69 \text{Re}_c$. A continuous creation and merging of vortices is observed. This is illustrated by figure 8 where contours of stream functions for three base vortex pairs are represented at different times. The choice of three base vortex pairs rather than the whole system is adopted only for a better illustration of creation and merging process. At $t = T_0$ (frame a), a new vortex pair, denoted C and D, emerges. It grows radially and reaches its maximum strength at $t \approx T_0 + 25$ (frame d). The development of the vortices leads to a local increase of the wavenumber. At $t = T_0 + 36$ (frame e) the merging process starts: two vortices B and C in frames (e) and (f) appear to collide and disappear completely at $t = T_0 + 64$. A new pair formed by the vortices A and D is obtained. A short time after, a new vortex pair emerges between two other base vortex pairs, it increases radially then merges with one of the adjacent base vortex pairs by the same mechanism. Another illustration of creation and merging events is given in figure 9. The distribution of the azimuthal vorticity along the line $r = R_1/d + 0.44$ (passing near the center of vortices) is represented as a function of time. It can be observed how the vortices B and C are weakened and then annihilated. A representation of the vorticity distribution on a longer interval of time and for the whole system in figure 10 shows the repetitive appearance of creation and merging of vortex pairs. Simultaneous defects may occur at the same time. Similar phenomenon is observed for fixed bottom endwall and stress-free at the top endwall, the secondary critical Reynolds number $\text{Re}_s = 1.67 \text{Re}_c$ is also practically the same to that obtained for periodic boundary conditions.

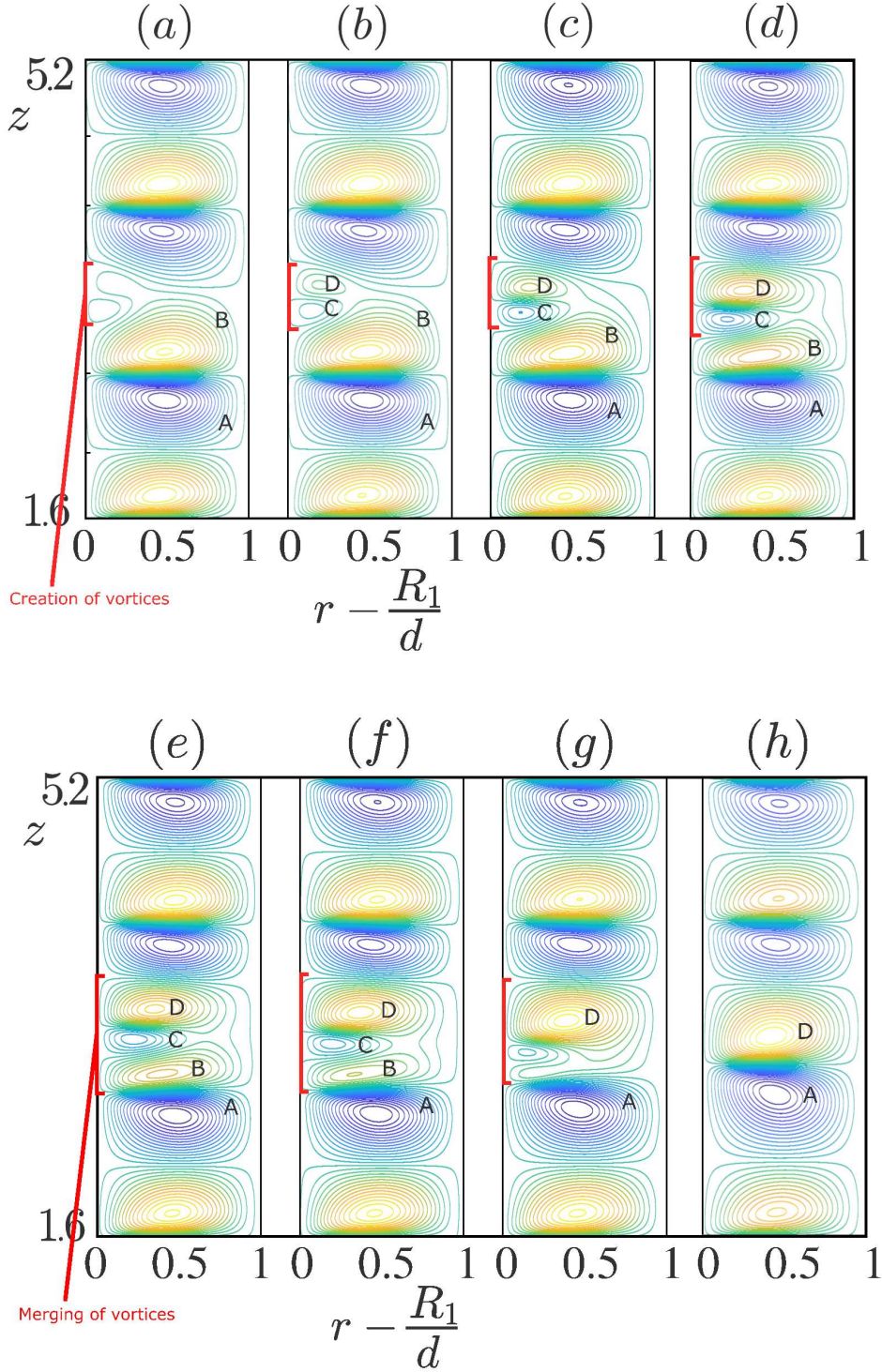


Figure 8: Secondary instability for a Carreau fluid with $n_c = 0.5$, $\lambda = 200$ at $\text{Re} = 1.67 \text{Re}_c$. Periodic boundary conditions in the axial direction, with $\lambda_z = 1.7974$, $L = 7\lambda_z = 12.582$. Contours of stream function at different times: (a) $t = T_0$, (b) $t = T_0 + 6$, (c) $t = T_0 + 15$, (d) $t = T_0 + 30$, (e) $t = T_0 + 36$, (f) $t = T_0 + 45$, (g) $t = T_0 + 57$, (h) $t = T_0 + 64$.

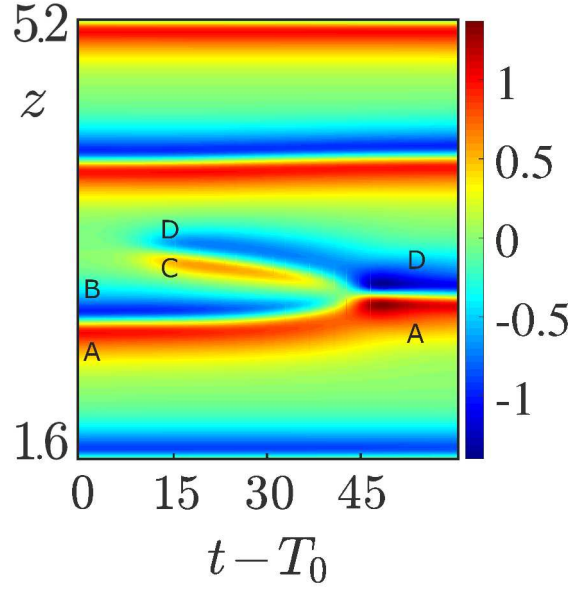


Figure 9: Secondary instability for a Carreau fluid with $n_c = 0.5$, $\lambda = 200$ at $\text{Re} = 1.69 \text{Re}_c$. Periodic boundary conditions in the axial direction with $\lambda_z = 1.7974$, $L = 7\lambda_z = 12.582$. Distribution of the azimuthal vorticity along the line $r = R_1/d + 0.44$ as a function of time: zoom on three pairs of vortices.

With increasing shear-thinning effects, the range of Reynolds numbers for which the Taylor vortices remain stable shrinks. For instance, for $n_c = 0.2$, $\lambda = 200$, Taylor vortices lose their stability at Reynolds number $1.07 \text{Re}_c < \text{Re}_s < 1.08 \text{Re}_c$. Similar events of creation and merging of vortices are observed as shown in figure 11 where contours of stream functions are shown at different times at $\text{Re} = 1.08 \text{Re}_c$. A new pair of vortices C and D forms at $t \approx T_0 + 20$. It grows in size, and reaches a maximum at $t \approx T_0 + 70$. From this time, two vortices of opposite sign of vorticity C and B appear to collide and then cancel at $t \approx T_0 + 117$. A new pair of vortices A and D is obtained. Note that the process lasts longer than for $n_c = 0.5$, $\lambda = 200$. The repetitive appearance of creation and merging of vortex pairs is illustrated in figure 12 by the evolution of the

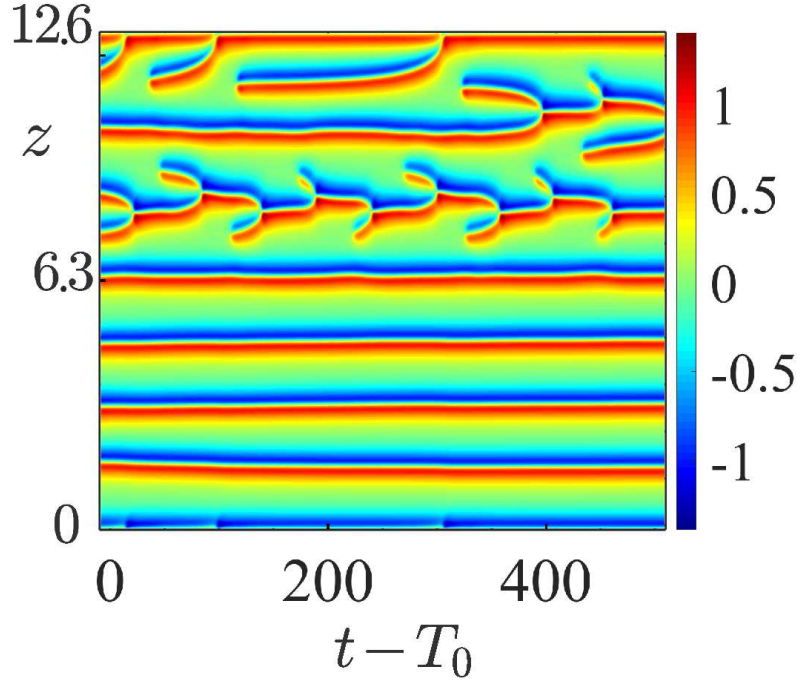


Figure 10: Secondary instability for a Carreau fluid with $n_c = 0.5$, $\lambda = 200$ at $\text{Re} = 1.69 \text{Re}_c$. Periodic boundary conditions in the axial direction with $\lambda_z = 1.7974$, $L = 7\lambda_z = 12.582$. Distribution of the azimuthal vorticity along the line $r = R_1/d + 0.44$ as a function of time.

azimuthal vorticity along the line $r = R_1/d + 0.123$ in time. It is interesting to observe how the process of creation and merging modifies the local wavenumber of the neighbouring vortices and consequently the following events of creation and merging. For $n_c = 0.2$ and $\lambda = 200$, and for both types of boundary conditions, we observed up to four defects maximum at the same time. We think that the number of simultaneous defects depends on the aspect ratio.

Because of repetitive creation and merging process, the torque applied on the inner cylinder experiences fluctuations. In figure 13 we have plotted the variation of the ratio of the torque to that obtained in a purely Couette flow as a function of time. The simulation

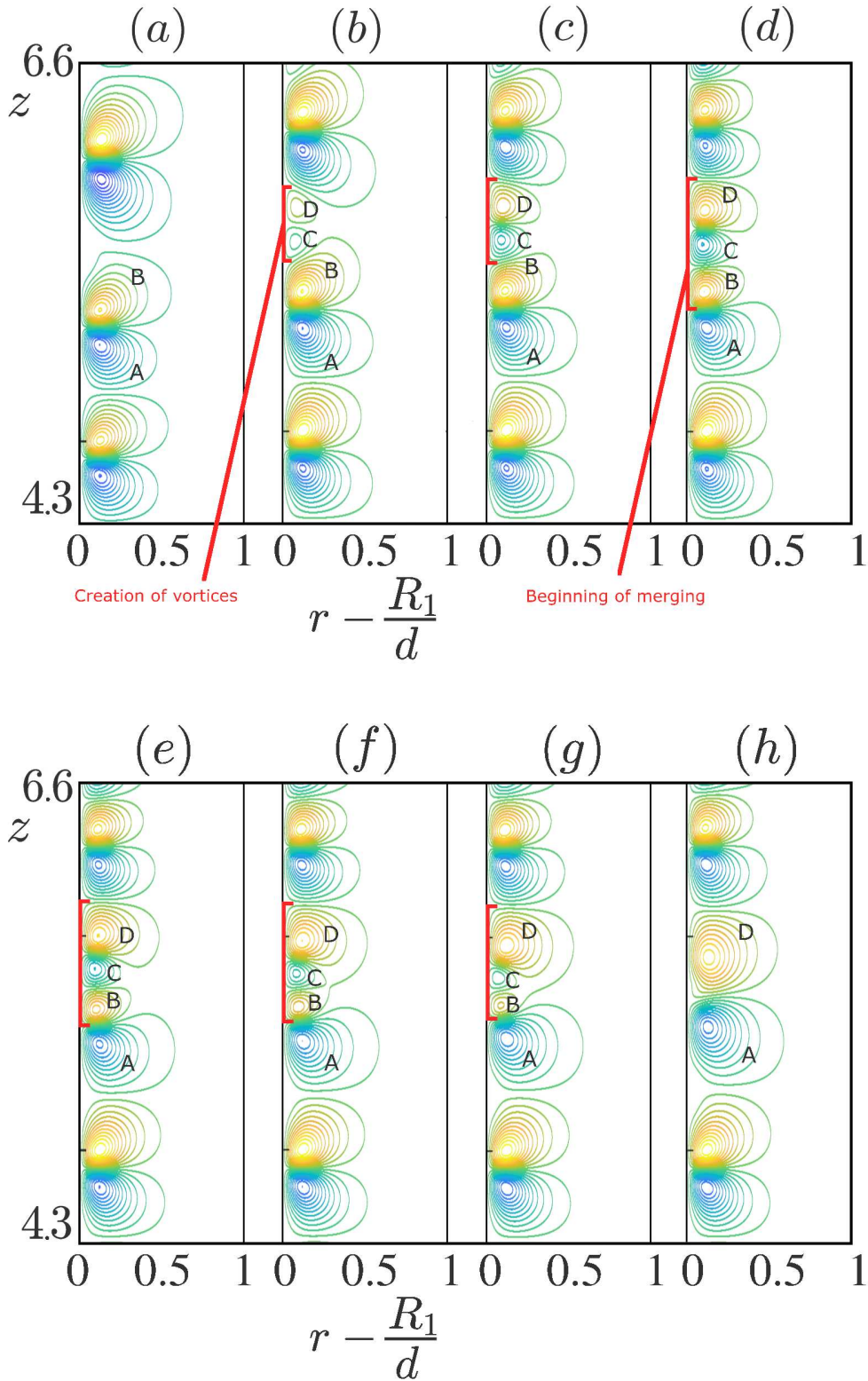


Figure 11: Secondary instability for a Carreau fluid with $n_c = 0.2$, $\lambda = 200$, fixed bottom endwall, stress-free at the top endwall at $Re = 1.08 Re_c$. Contours of stream function at different times. (a) $t = T_0$, (b) $t = T_0 + 20$, (c) $t = T_0 + 49$, (d) $t = T_0 + 69$, (e) $t = T_0 + 96$, (f) $t =$, (g) $t = T_0 + 110$, (h) $t = T_0 + 117$.

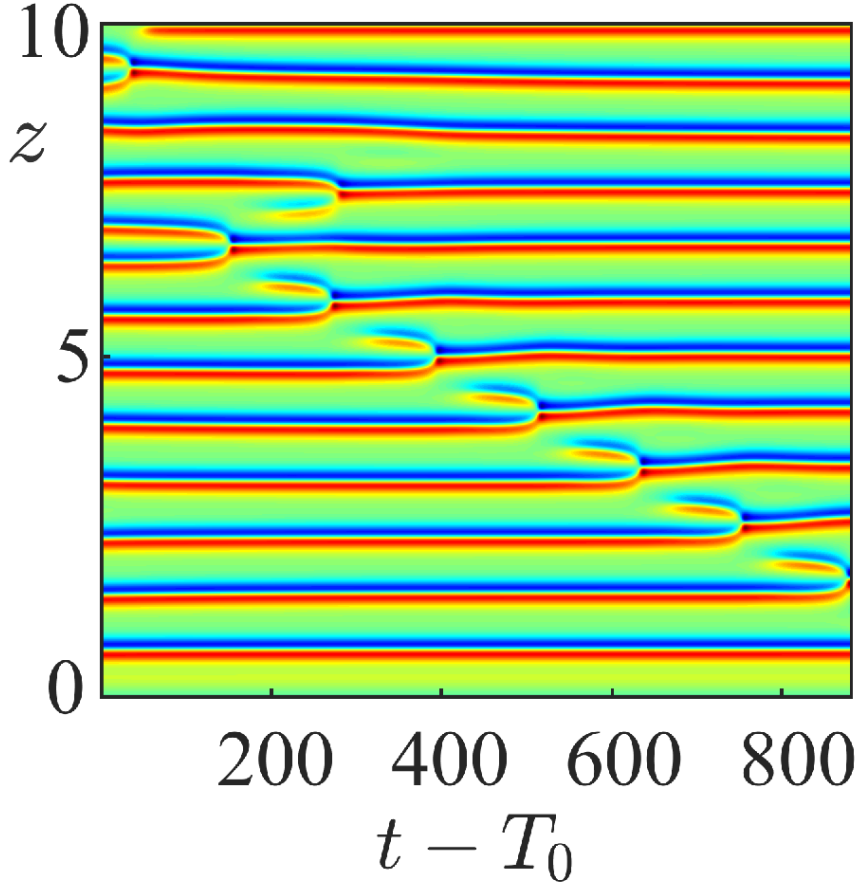


Figure 12: Secondary instability for a Carreau fluid with $n_c = 0.2$, $\lambda = 200$, fixed bottom endwall, stress-free at the top, at $Re = 1.08 Re_c$. Distribution of the azimuthal vorticity along the line $r = R_1/d + 0.123$ as a function of time.

parameters are $n_c = 0.5$, $\lambda = 200$, $Re = 1.69 Re_c$, periodic boundary conditions in the axial direction and $L = 8 \lambda_z$. The dashed line before $t = 0$ is the converged solution at $Re = 1.62 Re_c$. Figure 14(a) is a zoom of the curve $C(t)/C_b$ showing when creation and merging events occur. Examining $C(t)/C_b$ and the velocity field, we have placed, on the curve $C(t)/C_b$, letters C, D and M for torque at times of creation of a new pair of vortices, of full development of the new pair of vortices and of the end of merging,

respectively. It can be observed that $C(t)/C_b$ increases when the new pair of vortices arises and decreases when the merging process is underway. It happens, that we have a creation of two pairs of vortices at the same time and at two different axial positions, with different times of raising and merging. Similar results are obtained using fixed bottom endwall and stress free at the top endwall (figure 14b). Starting from $t = 1000$, a Fourier transform of the plot in figure 10 presents a dominant peak at $f = 0.0153$ corresponding to a period $T = 65$. It is visible 14(a) and can be related to the frequency of generation of defects along the line $z \approx 7$ in figure 10. Similar analysis applies to figure 14(b). A dominant peak at $f = 0.007$ corresponding to $T \approx 140$ is obtained and can be related in the generation of defects in figure 12.

It is not surprising to observe that the period of creation and merging is longer for a Carreau fluid with $n_c = 0.2$, $\lambda = 200$ than that for $n_c = 0.5$, $\lambda = 200$, since with increasing shear-thinning effects, the inward flow in the inflow region becomes weaker. The same tendency is observed for fixed n_c and larger λ . This may explain the difference in time of creation and merging of vortices between figures 8 and 15.

5.2.2. Experimental results: PIV measurements and visualization

Instability of Taylor vortices in shear-thinning fluids was also investigated experimentally by PIV measurements and by visualization. In agreement with the numerical simulation, a secondary bifurcation sets in at $\text{Re} = \text{Re}_s$ depending on the rheological properties of the fluid. The fluid stays axisymmetric but becomes time-dependent with repetitive sequences of creation and merging of vortices. Such process is shown in figure 15 where we have plotted, for xanthan gum 1000 ppm with $n_c = 0.51$ and $\lambda = 5.3$, snapshots of instantaneous velocity field in the vertical plane (r, z) at $\text{Re} = 16.5 = 1.7 \text{Re}_c$. Emergence of a new vortex pair at the inner wall is evident in the frame(a). It grows in size with increasing time as indicated by the frames (b) and (c). The new vortex pair and one base

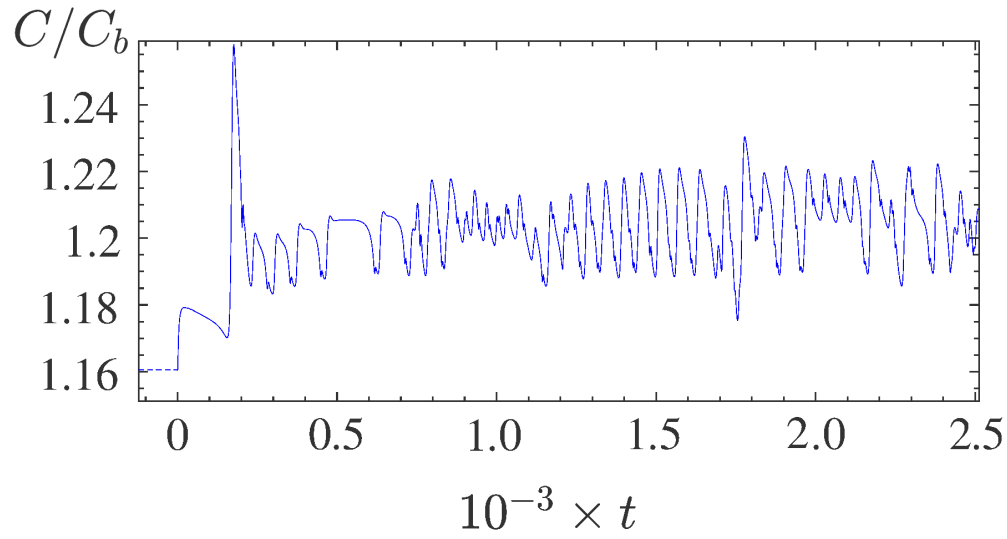


Figure 13: Secondary instability for a Carreau fluid with $n_c = 0.5$, $\lambda = 200$. Variation of the ratio of the torque to that obtained for a purely Couette flow with periodic boundary conditions at $\text{Re} = 1.69 \text{Re}_c$. The dashed line before $t = 0$, is the converged solution at a lower Reynolds number.

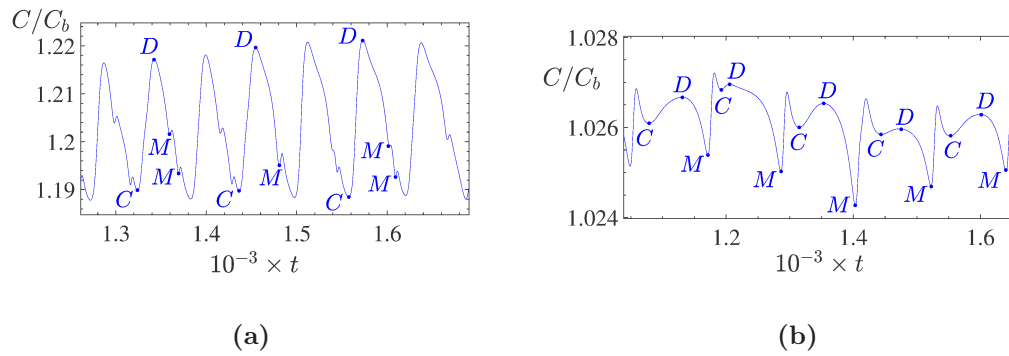


Figure 14: Secondary instability for a Carreau fluid. Variation of the ratio of the torque to that obtained for a purely Couette flow. (a) $n_c = 0.5$, $\lambda = 200$, $\text{Re} = 1.69 \text{Re}_c$, periodic boundary conditions in the axial direction. (b) $n_c = 0.2$, $\lambda = 200$, $\text{Re} = 1.08 \text{Re}_c$, fixed bottom endwall and stress-free at the top endwall.

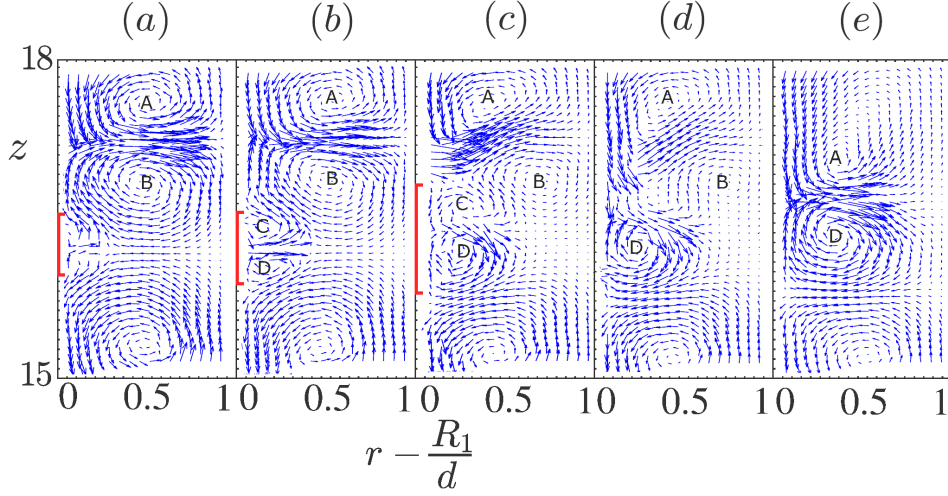


Figure 15: Xanthan gum 1000 ppm with $n_c = 0.51$, $\lambda = 5.3$. Velocity field in the plane (r, z) . (a) $\hat{t} = T_0$, (b) $\hat{t} = T_0 + 0.2 s = T_0 + 2.1 d/(R_1\Omega_1)$, (c) $\hat{t} = T_0 + 1.5 s = T_0 + 15.8 d/(R_1\Omega_1)$, (d) $\hat{t} = T_0 + 1.7 s = T_0 + 17.9 d/(R_1\Omega_1)$, (e) $\hat{t} = T_0 + 2 s = T_0 + 21 d/(R_1\Omega_1)$.

vortex pair collide. The vortices B and C of opposite sign of vorticity in the frame (d) weaken and disappear. In the frame (e) a new vortex pair is formed by the vortices A and D. The process of creation and merging lasts approximately $2s = 21 d/(R_1\Omega_1)$ and repeats continuously. During this process, several defects exist out of the measurement zone. Comparison between frames (a) and (e) shows an axial shift of the outflow boundaries which will lead to a modification of the local axial wavenumber of the neighboring vortices.

Qualitatively, the same phenomena are observed for higher concentration of xanthan gum, i.e. for stronger shear-thinning effects. However, three fundamental differences have to be stressed, by comparison with xanthan gum 1000 ppm: (i) the outward radial flow is much stronger and narrower than the radial inward flow, (ii) the new vortex pair reaches practically the same size as the base vortex pair and (iii) the time before merg-

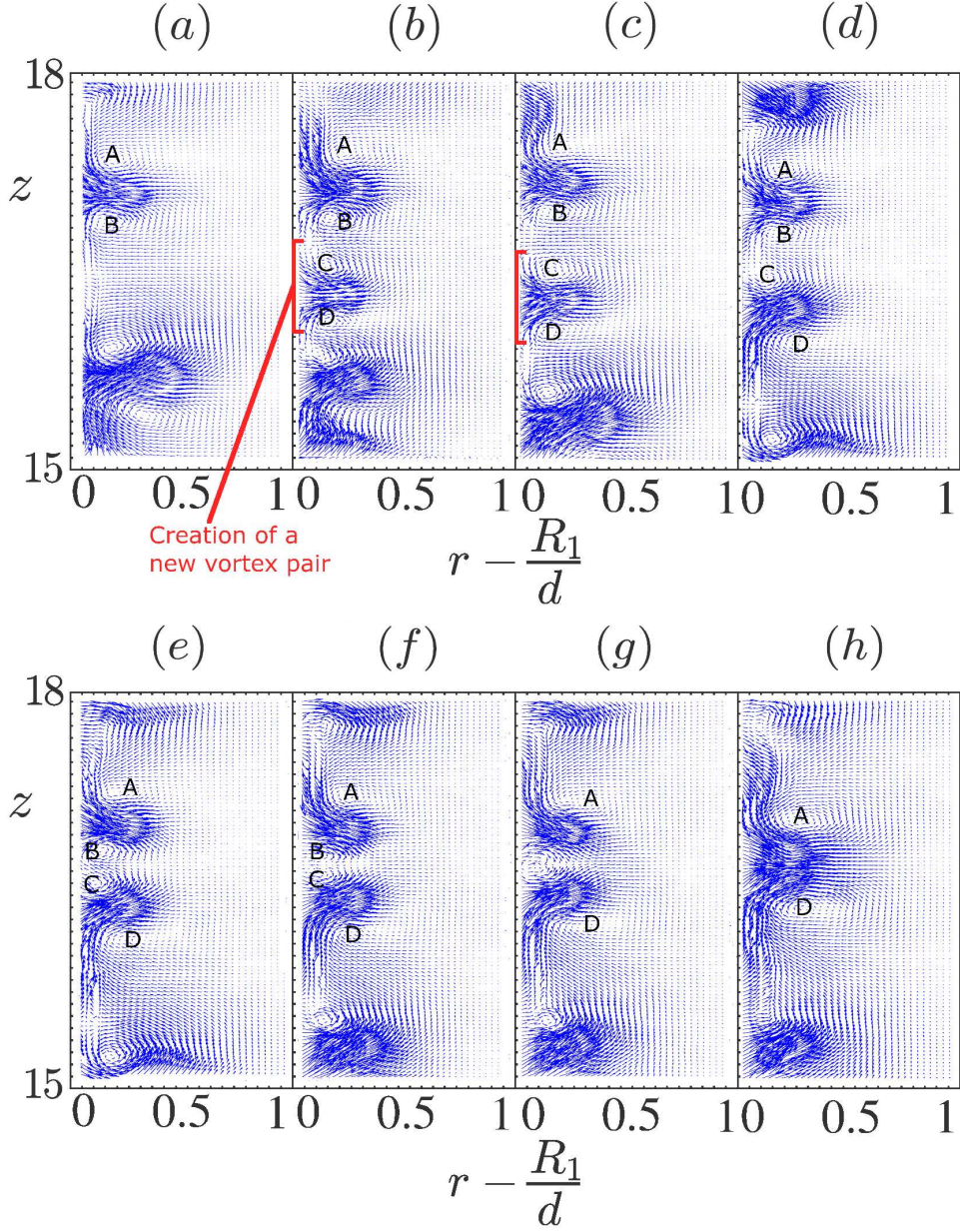


Figure 16: Xanthan gum 2000 ppm with $n_c = 0.33$, $\lambda = 262$. Velocity field in the plane (r, z) . (a) $\hat{t} = T_0$, (b) $\hat{t} = T_0 + 1.5 s = T_0 + 17.5 d/(R_1\Omega_1)$, (c) $\hat{t} = T_0 + 3.3 s = T_0 + 38.7 d/(R_1\Omega_1)$, (d) $\hat{t} = T_0 + 33.1 s = T_0 + 385 d/(R_1\Omega_1)$, (e) $\hat{t} = T_0 + 38.1 s = T_0 + 443 d/(R_1\Omega_1)$, (f) $\hat{t} = T_0 + 39.2 s = T_0 + 456 d/(R_1\Omega_1)$, (g) $\hat{t} = T_0 + 40.4 s = T_0 + 470 d/(R_1\Omega_1)$, (h) $\hat{t} = T_0 + 42.1 s = T_0 + 490 d/(R_1\Omega_1)$.

ing is much larger. An illustration is given in figure 16 where the flow field in the (r, z) plane, obtained for xanthan gum 2000 ppm with $n_c = 0.33$, $\lambda = 262$ at $\text{Re} = 1.08 \text{Re}_c$, is represented at different times. A new vortex pair C, D is formed in frame (b). It is bigger in frame (c). Its development is accompanied by a splitting of the two neighboring vortex pairs. It remains aligned with the base vortex pairs during significant amount of time, here $30 s \approx 350 d / (R_1 \Omega_1)$, before merging. The process of merging by collision starts from frame (d). The vortices B and C weaken and disappear in frames (e)-(g). A new vortex pair A, D is formed in frame (h). The creation and merging process lasts $42 s = 490 d / (R_1 \Omega_1)$, much longer than xanthan gum 1000 ppm, in addition more defects may appear at the same time.

In the visualization experiments, the flow is recorded in the front view plane with a CCD camera (10 frames/second). These experiments allow: (i) to determine the secondary critical Reynolds number from which the stationary TVF regime bifurcates towards an unsteady regime where creation and merging of vortices happens repetitively, (ii) to provide another view of the creation and merging process and (iii) to account for the complexity of the patterns with increasing Reynolds number because of the nonlinear interactions between vortex pairs.

For xanthan gum 1000 ppm with $n_c = 0.5$, $\lambda = 3.1$, the secondary critical Reynolds number found experimentally is $1.65 \text{Re}_c < \text{Re}_s < 1.7 \text{Re}_c$, with $\text{Re}_c = 10.9823$. It is quite close to that obtained numerically for higher value of λ and lower aspect ratio. Visualization of creation and merging events is tricky as expected from the analysis of figure 15, in addition the process is fast ($\approx 3 s$). Figure 17 shows spatio-temporal diagrams of the reflected light intensity at different values of Re . In the frame, $\text{Re} = 18.67$, emergence of




Figure 17: Xanthan gum 1000 ppm, $n_c = 0.5$ and $\lambda = 3.1$. Spatio-temporal diagrams at different Reynolds numbers: front view of repetitive creation and merging events. At $Re = 18.67$, $50 s = 342d/(R_1\Omega_1)$.

a small bright spot in a dark zone at $z \approx 16$ and $z \approx 18$ corresponds to a creation of a new vortex pair. Merging of the new bright spot with a large bright band corresponds to merging of vortices. It is followed by an abrupt axial shift of the outflow boundary. In the frame $Re = 22.86$, continuous creation and merging events occur at $z \approx 12$, probably similar to the numerical simulations in figure 10. As the Reynolds number increases, the defects become more frequent and complex pattern arise. Nevertheless, the bright bands remain horizontal.

For xanthan gum 2000 ppm with $n_c = 0.34$ and $\lambda = 197$, the onset of the secondary instability occurs earlier than for xanthan gum 1000 ppm. Experimentally, we have $1.05 Re_c < Re_s < 1.07 Re_c$, with $Re_c = 1.6916$. Front view of repetitive sequences of creation and merging of vortices is illustrated in figure 18, where spatio-temporal diagrams are shown at different values of Re . As previously, at $Re = Re_s \approx 1.81$, one

observes emergence of a weakly bright spot in a dark region, corresponding to emergence of new vortex pairs, at different axial positions, (here, $z \approx 18, 19$ and 20 highlighted by circles). They grow in size and merge with a larger neighboring base vortex pair after a quite short time. The creation and merging last approximately $7s = 80d/(R_1\Omega_1)$. At the end of the process, the axial position of the vortices is abruptly shifted axially. This axial shift of the vortices modifies the local wavenumber and favors subsequently the formation of a new vortex pair, similarly as in figure 12. By increasing slightly the Reynolds number, it is observed that: (i) the formation of the new vortex pair and its development leads to a significant splitting of the neighboring vortices, as shown in the frame $Re = 1.93$ at $z \approx 12$, (ii) the new vortex pair may remain aligned for some time, ($20 - 40s = 230 - 460d/(R_1\Omega_1)$) before merging and (iii) the bright bands are no longer horizontal, i.e. their axial position evolves, as a consequence of a number of defects splitting and merging simultaneously.

At still higher concentration of xanthan gum, the onset of creation and merging of vortices occurs very close to Re_c , i.e. the range of stable TVF shrinks strongly. For xanthan gum 3000 ppm with $n_c = 0.23$, $\lambda = 1255$, creation and merging of vortices happen at $Re = 1.02 Re_c$. For a slightly larger Reynolds number, the phenomena described previously, i.e. (i) the increasing number of defects and (ii) the non horizontal bright bands, become more pronounced as shown in figure 19. However, the creation and merging of vortices is the main mechanism that drives the flow structure. It can be still better illustrated by applying a complex demodulation technique to the reflected light intensity $I(z, t)$ (Bot & Mutabazi 2000; Crumeyrolle *et al.* 2005). The real signal $I(z, t)$ is transformed in its complex equivalent expression by means of Hilbert transform (Bot & Mutabazi 2000; Crumeyrolle *et al.* 2005). In practice, the complex demodulation is performed by computing a two-dimensional fast-Fourier-transform of $I(z, t)$, keeping the

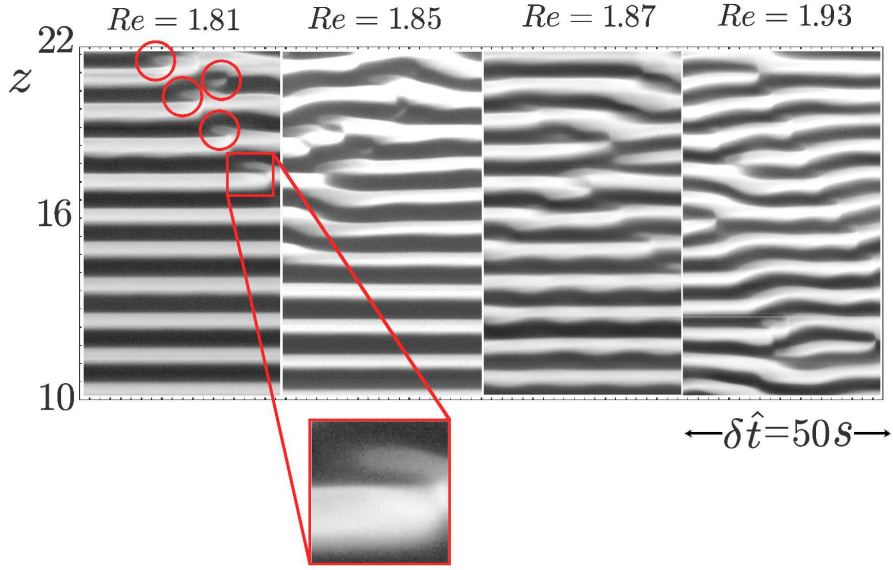


Figure 18: Xanthan gum 2000 ppm, $n_c = 0.34$ and $\lambda = 197$. Spatio-temporal diagrams at different Reynolds numbers: front view of repetitive creation and merging events. At $Re = 1.81$, $50 s = 523 d/(R_1\Omega_1)$. The insert is a zoom on the emergence of a weakly bright spot in a dark region.

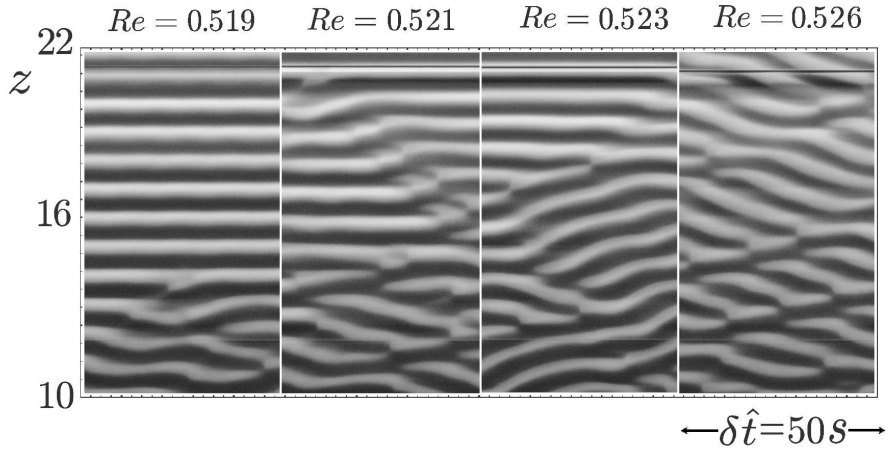


Figure 19: Xanthan gum 3000 ppm, $n_c = 0.23$ and $\lambda = 1255$. Spatio-temporal diagrams at different Reynolds numbers. At $Re = 0.519$, $50 s = 809 d/(R_1\Omega_1)$.

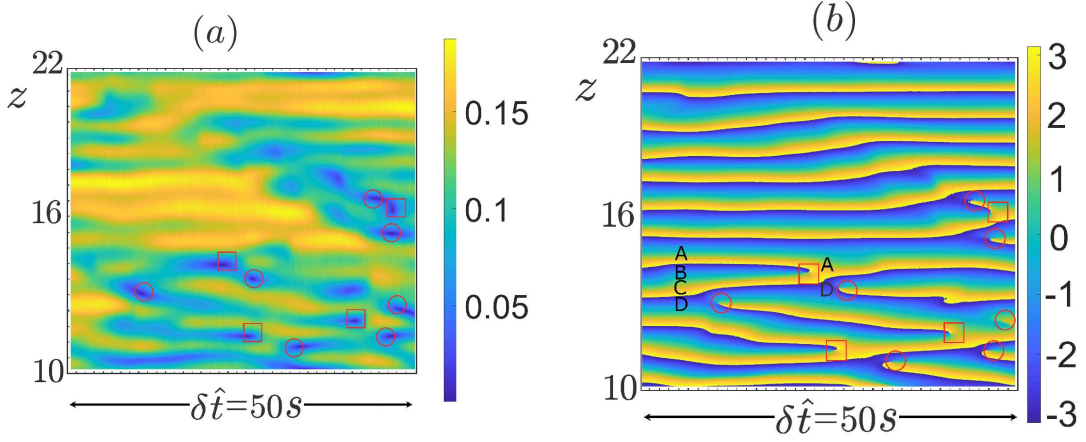


Figure 20: Xanthan gum 3000 ppm, $n_c = 0.23$ and $\lambda = 1255$. Complex demodulation of a spatio-temporal diagram at $\text{Re} = 0.521$: **(a)** amplitude demodulation dark zones corresponds to the core of the defects where the amplitude vanishes; **(b)** phase demodulation. Circles and squares show the position of creation and merging processes respectively.

most energetic modes and performing an inverse FFT. The modulus $|A(z, t)|$ and the phase $\phi(z, t)$ of the complex signal are then determined. Figure 20 shows such a result for xanthan gum 3000 ppm at $\text{Re} = 0.52$. The phase varies from $-\pi$ (dark colour) to $+\pi$ (bright colour). The phase jump from $-\pi$ to $+\pi$ at the boundary between dark and bright colours corresponds to the boundary between two counter rotating vortices. The main feature of the space-time diagrams displayed in figure 20 is the occurrence of topological defects: points where the amplitude $|A|$ vanishes (dark points in the amplitude space time diagram) and the phase is no longer defined. Two types of defects are clearly observed. The first one shown by a square is a merging by two vortex pairs. The phase jumps by -2π after a loss of one pair of rolls. The second type of defect is shown by a circle, where the phase jumps by $+2\pi$ corresponds to a creation of one vortex pair. The process described previously can again be observed in figure 20(b): two vortices B and C

weaken with time, then disappear and a new vortex pair A and D is formed.

Our experimental and numerical results are summarized in figure 21 and Table 2. In figure 21, we have reported the stability diagram in the plane $(\epsilon = (\text{Re} - \text{Re}_c)/\text{Re}_c, n_c)$. The primary bifurcation occurs at $\epsilon = 0$ and the TVF regime is stable when $0 < \epsilon < \epsilon_s$, i.e. $\text{Re}_c < \text{Re} < \text{Re}_s$. The variation of ϵ_s with n_c is shown by a dashed line. From $\epsilon > \epsilon_s$, the TVF regime is no longer stable. It is interesting to note that there is a quite good agreement between the numerical and the experimental results even if the experimental aspects ratio is three times higher than the numerical one.

In Table 2, we have reported the times T between creation and merging. Close to the onset of secondary bifurcation, globally, T increases with increasing shear-thinning effects. As the Reynolds number increases further from Re_s , this process lasts significantly longer time, particularly for low n_c .

Remark

- For a Carreau fluid with $n_c = 0.5$ and $\lambda = 3.1$, a reduction of the wavelength was observed at two Reynolds numbers $\text{Re} = 14.48$ and 16.77 below Re_s . In these cases, a new steady-state with an additional vortex pair appears. Such reduction of the wavelength has also been detected by PIV measurement using spherical particles. Therefore, one may conjecture that this reduction of the wavelength is not an artefact induced by the anisotropic shape of the particles used in flow visualization.
- Creation, propagation and annihilation of vortices was observed by Hoffmann *et al.* (2013) in a Newtonian fluid, in the case of a short Taylor-Couette system ($L = 4$ and $L = 8$) with counter-rotating cylinders, non rotating end walls and before the centrifugal instability. The radius ratio is $\eta = 0.5$. In their study: (i) the vortices are generated by the

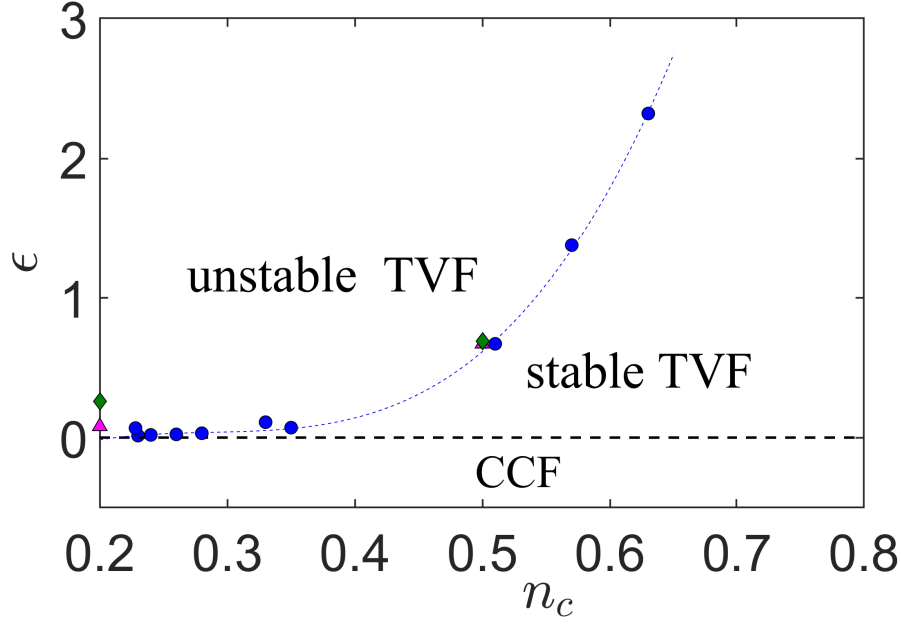


Figure 21: Stability diagram of the TVF regime for a Carreau fluid with $\eta = 0.4$ in the plane $(\epsilon = (\text{Re} - \text{Re}_c)/\text{Re}_c, n_c)$. The thin dashed line (drawn as a guide for the eye) joins the experimental results represented by filled circles. Numerical results are represented by a filled triangle for realistic boundary conditions and filled diamonds for periodic boundary conditions.

shear flow near the Ekman cells and (ii) the phenomenon of creation and merging is not observed in the case of periodic boundary conditions. The physical mechanisms involved in their study is fundamentally different from the ours. Indeed, in our study, repetitive creation and merging of vortices is observed even with periodic boundary conditions.

- In the work of Cagney *et al.* (2020) where $\eta = 0.77$ and $L = 21$, merger events, followed by drifting and splitting of vortices are observed in the WVF regime. They occur at the ends of the geometry and at some particular Reynolds numbers. In our case, $\eta = 0.4$ and $L = 32$, repetitive creation and merging are observed at $\text{Re} > \text{Re}_s$ as a consequence of an instability of the TVF regime with respect to axisymmetric perturbations.

n_c	λ	Boundary conditions	Num/Exp	Re	Figures	T ($d/(R_1\Omega_1)$)
0.5	200	periodic	numerical	$1.69Re_c$	16-18,22(a)	64
0.51	5.3	realistic	PIV	$1.70Re_c$	23	21
0.5	3.1	realistic	visual	$1.69Re_c$	25	21
0.33	262	realistic	PIV	$1.08Re_c$	24	490
0.34	197	realistic	visual	$1.07Re_c$	26	80
0.34	197	realistic	visual	$1.09Re_c$	26	230-460
0.2	200	realistic	numerical	$1.08Re_c$	19	117
0.2	200	realistic	numerical	$1.08Re_c$	20,22(b)	140
0.23	1455	realistic	visual	$1.02Re_c$	28	> 100
0.23	1455	realistic	visual	$1.03Re_c$	27-28	> 400

Table 2: Durations T (last column) between creation and merging process for different rheological parameters: numerical and experimental results.

- Good agreement between the experimental and the theoretical and numerical results assuming purely viscous shear-thinning fluid suggests that the shear-thinning behavior of aqueous solutions of xanthan-gum play a major role in controlling the stability of Taylor-Couette system. Furthermore, it is argued in the literature Dutcher & Muller (2011, 2013) and Lacassagne *et al.* (2021)) that the higher the polymer-to-solvent viscosity ratio the stronger the pure shear-thinning. According to these authors, the shear-thinning may act to reduce or suppress elastic and elasto-inertial instabilities observed for Boger fluids.

5.3. Possible mechanisms of instability of the TVF regime

For the used shear-thinning fluids, experimental and numerical results show that from $Re = Re_s$, the steady TVF regime with a wavenumber $k = k_c$ bifurcates to an axisymmetric unsteady regime with repetitive creation and merging of vortices. We believe that

this process is associated with the instability of Taylor vortices to axial perturbations. The most relevant mechanism is that of Eckhaus instability or generalized Eckhaus instability (Guo & Finlay 1991; Bottaro 1993). If the axial wavenumber is too large, two vortex pairs will merge to form one pair and the wavenumber will be reduced. If it is too small, a new pair of vortices will be created between existing pairs, causing the wavenumber to increase. The classical Eckhaus criterion obtained from an amplitude expansion at the third order is only valid in the region very close to Re_c . For a Newtonian fluid, the Eckhaus criterion is valid up to $Re = 1.1Re_c$ (Riecke & Paap 1986) and much less for a shear-thinning fluid.

At $Re = Re_s$, the numerical simulations and the experimental tests show that for shear-thinning fluids, the flow resulting from either creation or merging of vortices is as unstable as before the creation or the merge. It is also possible to observe creation and merging at the same time separated by one wavelength (figure 12 at $0 < z < 6$ and figure 18 at $Re = 1.81$, $16 < z < 22$). Such situation may happen, if the Eckhaus boundary is a closed loop and there is no wavenumber more stable than another. Thus a recurrent creation and merging will occur.

6. Conclusion

In this paper, we have investigated the influence of shear-thinning effects on the stability of Taylor vortex flow (TVF) in a wide gap geometry with a radius ratio $\eta = 0.4$. With such radius ratio, the Taylor vortices remain stable with respect to non axisymmetric perturbations in a large range of Reynolds numbers for a Newtonian fluid, for which we found $Re_s \approx 5.3 Re_c$. The inner cylinder is rotating and the outer one is at rest. Aqueous solutions of xanthan gum solutions are used as shear-thinning fluids and aqueous solution of glycerol as a Newtonian fluid reference. The shear-thinning behavior is described by

the Carreau model. The originality of the present work consists in simultaneous experimental observations and numerical simulations conveying credit to the presented new results.

For shear-thinning fluids, we have shown experimentally and numerically that the range of Reynolds numbers (defined with the zero shear-rate viscosity) where the Taylor vortices are stable shrinks with increasing shear-thinning effects (figure 21). The dominant feature of the secondary instability is the repetitive sequences of formation and merging of vortices. Close to the onset of the secondary instability, Re_s , the duration of the creation and merging process increases globally with increasing shear-thinning effects. For Re larger than Re_s , the new vortex formed may remain aligned with the neighboring vortices during many number of rounds of the rotating cylinder before merging, particularly for low values of n_c . This effect combined with the increase of the number of defects and splitting of vortices leads to complex patterns. We believe that the process of creation and merging of vortices is due to a generalized Eckhaus instability of the TVF regime. If the Eckhaus boundary becomes a closed loop, repetitive sequences of creation and merging will occur (Guo & Finlay 1991).

An important open issue is to clarify the physical mechanism behind the secondary instabilities illustrated in this paper. In §5.3, we have proposed a possible mechanism based on generalized Eckhaus instability. Therefore, in our future work, we intend to examine numerically, using the linear stability analysis, the influence of the shear-thinning behavior on the stability of Taylor vortices with respect to axial and to non axisymmetric perturbations. For a wide gap, the axial mode is dominant, and it will be possible to determine the Eckhaus boundary and how it is modified by shear-thinning effects. For a thin gap, the non axisymmetric one will be dominant, and it is possible to analyze the influence of shear-thinning behavior on the stability of the TVF regime to non ax-

isymmetric perturbations. For intermediate radius ratios, the competition between the axisymmetric mode and the non axisymmetric mode could be investigated.

Supplementary material

Supplementary material is available at

Declaration of interests

The authors report no conflict of interest.

REFERENCES

- AGBESSI, Y., ALIBENYAHIA, B., NOUAR, C. & CHOPLIN, L. 2015 Linear stability of Taylor-Couette flow of shear-thinning fluids: modal and non-modal approaches. *J. Fluid Mech.* **775**, 354–389.
- AHLERS, G., CANNELL, D.S. & LERMA, M.A. DOMINGUEZ 1983 Possible mechanism for transitions in wavy Taylor-vortex flow. *Phys. Rev. A* **27** (2), 1225.
- ALIBENYAHIA, B., LEMATRE, C., NOUAR, C. & AIT-MESSAOUDENE, N. 2012 Revisiting the stability of circular Couette flow of shear-thinning fluids. *J. Non-Newtonian Fluid Mech.* **183**, 37–51.
- ANDERHECK, C.D., LIU, S.S. & SWINNEY, H.L. 1986 Flow regimes in a circular Couette system with independently rotating cylinders. *J. Fluid Mech.* **164**, 155–183.
- ATKHEN, K., FONTAINE, J. & WESFREID, J.E. 2000 Highly turbulent Couette–Taylor bubbly flow patterns. *J. Fluid Mech.* **422**, 55–68.
- BIRD, R. B., AMSTRONG, R. & HASSAGER, O. 1987 *Dynamics of polymeric liquids*. New York: Wiley-Interscience.
- BOT, P. & MUTABAZI, I. 2000 Dynamics of spatio-temporal defects in the Taylor-Dean system. *Eur. Phys. J. B* **13** (1), 141–155.
- BOTTARO, ALESSANDRO 1993 On longitudinal vortices in curved channel flow. *J. Fluid Mech.* **251**, 627–660.
- BRANDSTÄTER, A., SWIFT, J., SWINNEY, H.L., WOLF, A., FARMER, J.D., JEN, E. & CRUTCHFIELD, P.J. 1983 Low-dimensional chaos in a hydrodynamic system. *Phys. Rev Lett.* **51** (16), 1442.
- BURKHALTER, J.E. & KOSCHMIEDER, E.L. 1973 Steady supercritical Taylor vortex flow. *J. Fluid Mech.* **58** (3), 547–560.
- CAGNEY, N. & BALABANI, S. 2019a Influence of shear-thinning rheology on the mixing dynamics in Taylor-Couette flow. *Chem. Eng. Technol* **42** (8), 1680–1690.
- CAGNEY, N & BALABANI, S 2019b Taylor-Couette flow of shear-thinning fluids. *Phys. Fluids* **31** (5), 053102.

- CAGNEY, N., LACASSAGNE, T. & BALABANI, S. 2020 Taylor–Couette flow of polymer solutions with shear-thinning and viscoelastic rheology. *J. Fluid Mech.* **905**.
- CARREAU, J.P. 1972 Rheological equations from molecular network theories. *Trans. Soc. Rheol.* **16** (1), 99–127.
- COLE, J.A. 1976 Taylor-vortex instability and annulus-length effects. *J. Fluid Mech.* **75** (1), 1–15.
- COLES, D. 1965 Transition in circular Couette flow. *J. Fluid Mech.* **21** (3), 385–425.
- CRAWFORD, G.L., PARK, K. & DONNELLY, R.J. 1985 Vortex pair annihilation in Taylor wavy-vortex flow. *Phys. Fluids* **28** (1), 7–9.
- CRUMEYROLLE, O., LATRACHE, N., MUTABAZI, I. & EZERSKY, A.B. 2005 Instabilities with shear-thinning polymer solutions in the Couette–Taylor system. In *Journal of Physics: Conference Series*, , vol. 14, p. 011. IOP Publishing.
- CRUMEYROLLE, O., MUTABAZI, I. & GRISEL, M. 2002 Experimental study of inertioelastic Couette–Taylor instability modes in dilute and semidilute polymer solutions. *Phys. Fluids* **14** (5), 1681–1688.
- CZARNY, O., SERRE, E., BONTOUX, P. & LUEPTOW, R. M. 2004 Interaction of wavy cylindrical Couette flow with endwalls. *Phys. Fluids* **16** (4), 1140–1148.
- DAVIAUD, F., HEGSETH, J. & BERGÉ, P. 1992 Subcritical transition to turbulence in plane couette flow. *Phys. Rev. Lett.* **69** (17), 2511.
- DENNIN, M., CANNELL, D.S. & AHLERS, G. 1994 Measurement of a short-wavelength instability in Taylor vortex flow. *Phys. Rev. E* **49** (1), 462.
- DESSUP, T., TUCKERMAN, L.S., WESFREID, J.E., BARKLEY, D. & WILLIS, A.P. 2018 Self-sustaining process in Taylor–Couette flow. *Phys. Rev. Fluids* **3** (12), 123902.
- DIPRIMA, R.C., EAGLES, P.M. & NG, B.S. 1984 The effect of radius ratio on the stability of Couette flow and Taylor vortex flow. *Phys. fluids* **27** (10), 2403–2411.
- DOMINGUEZ-LERMA, M.A., AHLERS, G. & CANNELL, D.S. 1984 Marginal stability curve and linear growth rate for rotating Couette–Taylor flow and Rayleigh–Bénard convection. *Phys. Fluids* **27** (4), 856–860.

- DUTCHER, C.S. & MULLER, S.J. 2007 Explicit analytic formulas for newtonian Taylor-Couette primary instabilities. *Phys. Rev. E* **75** (4), 047301.
- DUTCHER, C.S. & MULLER, S.J. 2011 Effects of weak elasticity on the stability of high reynolds number co-and counter-rotating Taylor-Couette flows. *J. Rheol.* **55** (6), 1271–1295.
- DUTCHER, C.S. & MULLER, S.J. 2013 Effects of moderate elasticity on the stability of co-and counter-rotating Taylor-Couette flows. *J. Rheol.* **57** (3), 791–812.
- DUTCHER, CARI S & MULLER, SUSAN J 2009 Spatio-temporal mode dynamics and higher order transitions in high aspect ratio newtonian Taylor-Couette flows. *J. Fluid Mech.* **641**, 85.
- ELÇIÇEK, H. & GÜZEL, B. 2020 Effect of shear-thinning behaviour on flow regimes in Taylor-Couette flows. *J. Non-Newtonian Fluid Mech.* p. 104277.
- ESCUDIER, M.P., GOULDSON, I.W. & JONES, D.M. 1995 Taylor vortices in Newtonian and shear-thinning liquids. *Proc. Roy. Soc. Lond. A.* **449**, 155–176.
- ESSER, A. & GROSSMANN, S. 1996 Analytic expression for Taylor-Couette stability boundary. *Phys. Fluids* **8** (7), 1814–1819.
- FASEL, H & BOOZ, O 1984 Numerical investigation of supercritical Taylor-vortex flow for a wide gap. *J. Fluid Mech.* **138**, 21–52.
- GILLISSEN, J.J.J., CAGNEY, N., LACASSAGNE, T., PAPADOPOULOU, A., BALABANI, S. & WILSON, H.J. 2020 Taylor-Couette instability in disk suspensions: Experimental observation and theory. *Phys. Rev. Fluids* **5** (8), 083302.
- GILLISSEN, J.J.J. & WILSON, H.J. 2018 Taylor-Couette instability in disk suspensions. *Phys. Rev. Fluids* **3** (11), 113903.
- GROISMAN, A. & STEINBERG, V. 1998 Mechanism of elastic instability in Couette flow of polymer solutions: experiment. *Phys. Fluids* **10** (10), 2451–2463.
- GUO, Y. & FINLAY, W.H. 1991 Splitting, merging and wavelength selection of vortices in curved and/or rotating channel flow due to Eckhaus instability. *J. Fluid Mech.* **228**, 661–691.
- HECHT, FRÉDÉRIC 2012 New development in freefem++. *Journal of numerical mathematics* **20** (3-4), 251–266.
- HEGSETH, JOHN J 1996 Turbulent spots in plane couette flow. *Phys. Rev. E* **54** (5), 4915.
- HOFFMANN, C., ALTMAYER, S., HEISE, M., ABSHAGEN, J. & PFISTER, G. 2013 Axisymmetric

- propagating vortices in centrifugally stable Taylor–Couette flow. *J. Fluid Mech.* **728**, 458–470.
- JONES, C.A. 1985 The transition to wavy Taylor vortices. *J. Fluid Mech.* **157**, 135–162.
- KING, G.P., LI, Y., LEE, W., SWINNEY, H.L. & MARCUS, P.S. 1984 Wave speeds in wavy Taylor-vortex flow. *J. Fluid Mech.* **141**, 365–390.
- KOGELMAN, S. & DIPRIMA, R.C.T. 1970 Stability of spatially periodic supercritical flows in hydrodynamics. *Phys. Fluids* **13** (1), 1–11.
- KOSCHMIEDER, E. L. 1993 Bénard cells and Taylor vortices. *Cambridge Monographs on Mechanics and Applied Mathematics*. Cambridge University Press. **844**, 37–51.
- LACASSAGNE, T., CAGNEY, N. & BALABANI, S. 2021 Shear-thinning mediation of elasto-inertial Taylor–Couette flow. *J. Fluid Mech.* **915**.
- LI, ZHENYU & KHAYAT, ROGER E 2004 A non-linear dynamical system approach to finite amplitude Taylor-vortex flow of shear-thinning fluids. *Int. J. Numer. Methods Fluids* **45** (3), 321–340.
- LINDNER, A., BONN, D. & MEUNIER, J. 2000 Viscous fingering in a shear-thinning fluid. *Phys. Fluids* **12** (2), 256–261.
- LINEK, M. & AHLERS, G. 1998 Boundary limitation of wave numbers in Taylor-vortex flow. *Phys. Rev. E* **58** (3), 3168.
- LORENZEN, A., PFISTER, G. & MULLIN, T. 1983 End effects on the transition to time-dependent motion in the Taylor experiment. *Phys. Fluids* **26** (1), 10–13.
- MAJJI, M.V., BANERJEE, S. & MORRIS, J.F. 2018 Inertial flow transitions of a suspension in Taylor-Couette geometry. *J. Fluid Mech.* **835**, 936.
- MARTINAND, D., SERRE, E. & LUEPTOW, R.M. 2014 Mechanisms for the transition to waviness for Taylor vortices. *Phys. Fluids* **26** (9), 094102.
- MASUDA, H., HORIE, T., HUBACZ, R., OHTA, M. & OHMURA, N. 2017 Prediction of onset of Taylor-Couette instability for shear-thinning fluids. *Rheol. Acta* **56**, 73–84.
- MEINCKE, O & EGBERS, C 1999 Routes into chaos in small and wide gap Taylor-Couette flow. *Physics and Chemistry of the Earth, Part B: Hydrology, Oceans and Atmosphere* **24** (5), 467–471.

- MEYER-SPASCHE, R. & KELLER, H.B. 1985 Some bifurcation diagrams for Taylor vortex flows. *Phys. Fluids* **28** (5), 1248–1252.
- MULLIN, T. 1985 Onset of time dependence in Taylor-Couette flow. *Phys. Rev. A* **31** (2), 1216.
- NG, JH, JAIMAN, RK & LIM, TT 2018 Interaction dynamics of longitudinal corrugations in Taylor-Couette flows. *Phys. Fluids* **30** (9), 093601.
- NORE, C., MOISY, F. & QUARTIER, L. 2005 Experimental observation of near-heteroclinic cycles in the Von Kármán swirling flow. *Phys. Fluids* **17** (6), 064103.
- PAAP, H-G. & RIECKE, H. 1990 Wave-number restriction and mode interaction in Taylor vortex flow: Appearance of a short-wavelength instability. *Phys. Rev. A* **41** (4), 1943.
- PARK, KWANGJAI, CRAWFORD, GERALD L & DONNELLY, RUSSELL J 1983 Characteristic lengths in the wavy vortex state of Taylor-Couette flow. *Phys. Rev. Lett.* **51** (15), 1352.
- RAZZAK, MA, KHOO, BC & LUA, KB 2019 Numerical study on wide gap Taylor Couette flow with flow transition. *Phys. Fluids* **31** (11), 113606.
- RIECKE, H. & PAAP, H-G. 1986 Stability and wave-vector restriction of axisymmetric Taylor vortex flow. *Phys. Rev. A* **33** (1), 547.
- SCHWARZ, K.W. 1990 Phase slip and turbulence in superfluid He 4: A vortex mill that works. *Phys. Rev. Lett.* **64** (10), 1130.
- SINEVIC, V, KUBOI, R & NIENOW, AW 1986 Power numbers, Taylor numbers and Taylor vortices in viscous newtonian and non-newtonian fluids. *Chem. Eng. Sci.* **41** (11), 2915–2923.
- SMIESZEK, M., CRUMEYROLLE, O., MUTABAZI, I. & EGBERS, C. 2008 Instabilities with polyacrylamide solution in small and large aspect ratios Taylor-Couette systems. In *Journal of Physics: Conference Series*, , vol. 137, p. 012021. IOP Publishing.
- SNYDER, H.A. & LAMBERT, R.B. 1966 Harmonic generation in Taylor vortices between rotating cylinders. *J. Fluid Mech.* **26** (3), 545–562.
- TAGG, R. 1994 The Couette-Taylor problem. *Nonlinear Sci. Today* **4**, 1–25.
- TANNER, R. 2000 Engineering rheology. Oxford University Press, New York.
- TAYLOR, G. I. 1923 Stability of a viscous liquid contained between two rotating cylinders. *Trans. R. Soc. Lond. A* **223**, 289–343.

- TENG, H., LIU, N., LU, X. & KHOMAMI, B. 2015 Direct numerical simulation of Taylor-Couette flow subjected to a radial temperature gradient. *Physics of Fluids* **27** (12), 125101.
- TOPAYEV, S., NOUAR, C., BERNARDIN, D., NEVEU, A. & BAHRANI, S.A. 2019 Taylor-vortex flow in shear-thinning fluids. *Phys. Rev. E* **100** (2), 023117.
- WATANABE, T & TOYA, Y 2012 Vertical Taylor–Couette flow with free surface at small aspect ratio. *Acta Mechanica* **223** (2), 347–353.
- WERELEY, S.T. & LUEPTOW, R.M. 1998 Spatio-temporal character of non-wavy and wavy Taylor–Couette flow. *J. Fluid Mech.* **364**, 59–80.