



Optimal strokes for the 4-sphere swimmer at low Reynolds number in the regime of small deformations

François Alouges, Aline Lefebvre-Lepot, Philipp Weder

► To cite this version:

François Alouges, Aline Lefebvre-Lepot, Philipp Weder. Optimal strokes for the 4-sphere swimmer at low Reynolds number in the regime of small deformations. *MathematicS In Action*, 2022, 11, pp.167-192. 10.5802/msia.23 . hal-03450966v3

HAL Id: hal-03450966

<https://hal.science/hal-03450966v3>

Submitted on 2 Apr 2024

HAL is a multi-disciplinary open access archive for the deposit and dissemination of scientific research documents, whether they are published or not. The documents may come from teaching and research institutions in France or abroad, or from public or private research centers.

L'archive ouverte pluridisciplinaire **HAL**, est destinée au dépôt et à la diffusion de documents scientifiques de niveau recherche, publiés ou non, émanant des établissements d'enseignement et de recherche français ou étrangers, des laboratoires publics ou privés.

Optimal strokes for the 4-sphere swimmer at low Reynolds number in the regime of small deformations

François Alouges*, Aline Lefebvre-Lepot† and Philipp Weder‡

Abstract

The paper deals with the optimal control problem that arises when one studies the 4 sphere artificial swimmer at low Reynolds number. Composed of four spheres at the end of extensible arms, the swimmer is known to be able to swim in all directions and orientations in the 3D space. In this paper, optimal strokes, in terms of the energy expended by the swimmer to reach a prescribed net displacement, are fully described in the regime of small strokes. In particular, we introduce a bivector formalism to model the displacements that turns out to be elegant and practical. Numerical simulations are also provided that confirm the theoretical predictions.

1. INTRODUCTION

Since the seminal paper by E. M. Purcell [19], the subject of understanding the swimming at low Reynolds number has known a growing interest in the Physics community. A comprehensive bibliography was given and reviewed in [14], and a more recent overview in [11]. The interested reader will find there a wide view of the different directions that have been considered so far together with future topics that need to be more thoroughly studied, to better understand the peculiarities of this topic.

Among others is the subject of proposing and studying mechanisms that overcome the celebrated “Scallop Theorem” stated by Purcell and generalizing the approach of his “three-link swimmer”. Several devices have been proposed (see for instance [7], [10], [18]).

In the meantime, the problem of “being able to swim”, i.e., does there exist a deformation strategy that produces, when the interaction with the fluid is taken into account, a motion of the swimmer, has been rephrased in terms of Control Theory, and tools have been introduced to rigorously prove the controllability of several systems (see e.g. [3], [8], [16]).

Finding the best swimming strategies, or, in other words – using Lighthill’s efficiency definition [15] – the strokes that produce a given displacement for the least amount of expended energy, is a problem of optimal control that has also been studied. A clear link is done with geometry since optimal strokes can be seen as geodesics in a suitable sub-Riemannian space [2], [3].

Starting from mechanisms with two control variables (three-link swimmer [19], three-sphere swimmer [18], Purcell rotator [10], Push-Me-Pull-You [7], etc.), the study of increasingly complex systems has been proposed, e.g. in [2]. There, artificial swimmers are composed of rigid spheres with arms whose length can be controlled and it has been shown that it is possible to control both the position and the orientation of the swimmer in 2D or 3D. For instance, a “plane swimmer”, called SPR3, composed of three rigid spheres at the extremities of three arms making 120° one to another can be controlled to move freely, both in translation and rotation, in the 2D plane. Finding optimal periodic strokes for this plane swimmer, i.e. the ones that induce a given displacement for the smallest amount of expended energy, was realized in [4], [5] in the regime of small deformations around a symmetric configuration. It is shown in particular that they are planar ellipses in the space of shapes.

*CMAP, Ecole polytechnique et CNRS, Route de Saclay, 91128 Palaiseau Cedex. E-mail: francois.alouges@polytechnique.edu

†CMAP, Ecole polytechnique et CNRS, Route de Saclay, 91128 Palaiseau Cedex. E-mail: aline.lefebvre@polytechnique.edu

‡EPFL, Rue Louis-Favre 4, CH-1024 Ecublens. E-mail: philipp.weder@epfl.ch

In this paper, we pursue the approach by considering the 4-sphere swimmer SPR4, still proposed in [2], moving in the 3D space. This artificial swimmer possesses four rigid spheres at the extremities of four arms that are free to elongate and retract. We show that, as a consequence of the symmetric initial shape where all the arms have an equal length, the system can be completely understood, still in the regime of small deformations. In particular, we explicitly find the optimal strokes, i.e. the ones that consume the least energy and that achieve a given displacement (both translations and rotations). In general, the strokes are no longer planar ellipses contrarily to what happens with control systems in lower dimensions. This is nevertheless the case for very special constrained displacements that are also identified. Eventually, we give an example of a displacement that can be achieved with non-unique optimal strokes, and provide the reader with explicit formulas for the remaining unknown constants appearing in the system, in the limit of large arms.

The paper is organized as follows. In Section 2 we describe the swimmer and write the control problem making use of the symmetries of the artificial swimmer. We show in particular how the formalism of bivectors can be used to express the optimal control problem in a concise and elegant way. In Section 3, we give the main result of the paper, namely a complete understanding of optimal periodic strokes for a given displacement. Strikingly enough, there is a subtle distinction to make depending on whether the prescribed displacement is a *simple* bivector or not. Eventually, Section 4 provides the reader with a series of numerical simulations and plots of optimal strokes in different situations. These numerical results are obtained with parameters that are given via an expansion of the system when the arms of the artificial swimmer are large when compared to the diameter of the balls.

2. THE 4-SPHERE SWIMMER

This section is devoted to the description of the 4-sphere swimmer SPR4, together with the writing of the control problem to leading order in the regime of small deformations. Symmetries of the swimmer are used to unveil the canonical structure of the control problem that, as we shall see, only depends on a small number of parameters. In all this paper, we use the notation $\mathbb{N}_3 = \{1, 2, 3\}$ and $\mathbb{N}_4 = \{1, 2, 3, 4\}$.

2.1. THE MODEL

Let us consider the swimmer SPR4 proposed in [2]. To that end, let (S_1, S_2, S_3, S_4) be a regular reference tetrahedron centered at $c \in \mathbb{R}^3$ such that $\text{dist}(c, S_i) = 1$ for all $i \in \mathbb{N}_4$. The swimmer consists of four balls $(B_i)_{i \in \mathbb{N}_4}$ in \mathbb{R}^3 all of radius $a > 0$. Each ball B_i for $i \in \mathbb{N}_4$ is centered at $b_i \in \mathbb{R}^3$, which can freely move along the ray starting at c and passing through S_i , see Figure 1.

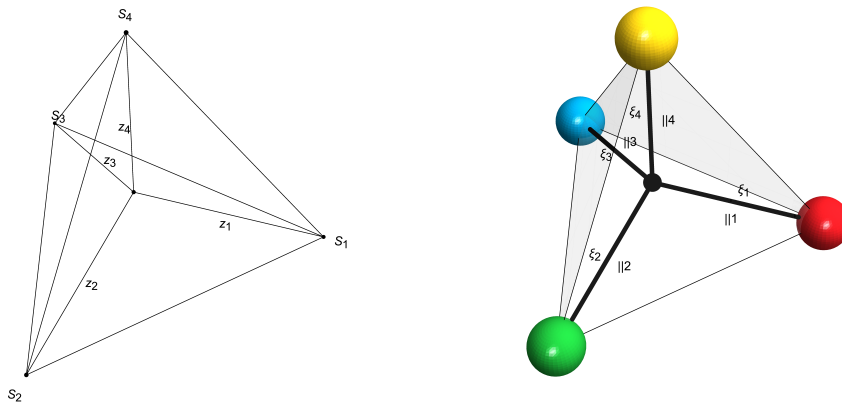


Figure 1: The reference tetrahedron and the parking 4-sphere swimmer (SPR4).

This reflects the situation where the balls are linked to the center c by thin jacks that are able to elongate and retract. However, the viscous resistance of these jacks is neglected and therefore the fluid is assumed to permeate the entire open set $\mathbb{R}^3 \setminus \bigcup_{i=1}^4 \bar{B}_i$. The balls do not rotate around their arms which implies that the shape of the swimmer is completely determined by the four lengths $\zeta_1, \zeta_2, \zeta_3$, and ζ_4 of its arms measured from c to the center b_i of each ball. Meanwhile, there are no restrictions on the global rotation of the swimmer around the center c , i.e. for fixed arm lengths, the swimmer is considered to be a rigid body in a Stokesian fluid.

The geometrical configuration of the swimmer can be described by two sets of variables:

- (i) The vector of *shape variables* $\zeta := (\zeta_1, \zeta_2, \zeta_3, \zeta_4) \in \mathcal{S} := (\sqrt{3/2}a, +\infty)^4 \subseteq \mathbb{R}_+^4$, each value ζ_i being the length of the i -th arm, that we denote by $\|i$ in what follows. The lower bound in the open interval is chosen such that the balls cannot overlap.
- (ii) The vector of *position variables* $p = (c, R) \in \mathcal{P} := \mathbb{R}^3 \times \text{SO}(3)$, which encodes the global position and orientation of the swimmer in space.

To be more precise, we consider the reference tetrahedron convexly spanned by the four unit vectors $z_1 := (2\sqrt{2}/3, 0, -1/3)$, $z_2 := (-\sqrt{2}/3, -\sqrt{2}/3, -1/3)$, $z_3 := (-\sqrt{2}/3, \sqrt{2}/3, -1/3)$ and $z_4 := (0, 0, 1)$. The position and orientation of the swimmer in \mathbb{R}^3 are then respectively described by the coordinates of the center $c \in \mathbb{R}^3$ and the rotation $R \in \text{SO}(3)$ of the swimmer with respect to the reference orientation induced by the reference tetrahedron. Hence, if the arms are aligned with the $(z_i)_{i \in \mathbb{N}_4}$, then this rotation matrix equals the identity matrix $\text{Id}_3 \in \text{SO}(3)$. We therefore set $b_i := c + \zeta_i R z_i$ for the center of the ball B_i .

In [2] it is shown that the system SPR4 is fully controllable, i.e. both in shape ζ and position p , using only the rate of shape change $\dot{\zeta}$. Using the assumptions of *self-propulsion* and *negligible inertia of the swimmer*, the total viscous force and torque exerted by the surrounding fluid on the swimmer must vanish. This permits to write the system as (for details see [2])

$$\dot{p} = F(R, \zeta) \dot{\zeta} := \begin{pmatrix} F_c(R, \zeta) \\ F_R(R, \zeta) \end{pmatrix} \dot{\zeta}, \quad (2.1)$$

or, componentwise, $\dot{c} = F_c(R, \zeta) \dot{\zeta}$ and $\dot{R} = F_R(R, \zeta) \dot{\zeta}$.

In the preceding, denoting by $\mathcal{L}(V, W)$ the set of linear maps between the vector spaces V and W , we respectively have

$$F_c(R, \zeta) \in \mathcal{L}(\mathbb{R}^4, \mathbb{R}^3) \text{ and } F_R(R, \zeta) \in \mathcal{L}(\mathbb{R}^4, T_R \text{SO}(3)) \quad (2.2)$$

where

$$T_R \text{SO}(3) = \{RM \mid M \in \text{Skew}_3(\mathbb{R})\}, \quad (2.3)$$

denotes the tangent space¹ to $\text{SO}(3)$ at R . (We have denoted by $\text{Skew}_3(\mathbb{R})$ the space of real skew-symmetric 3×3 matrices.) Notice that the first component F_c of F may be conveniently represented as a 3×4 matrix, while an analogous writing for F_R leads to a $3 \times 3 \times 4$ tensor.

In the spirit of [2] and [5], regarding the energy consumption of a swimming stroke we follow the notion of swimming efficiency suggested by Lighthill [15] and we adopt the following notion of optimality: *energy minimizing strokes are the ones that minimize the kinematic energy dissipated while trying to reach a given net displacement δp* . Mathematically speaking, strokes are periodic changes of shapes $\zeta \in H_{\sharp}^1(I, \mathcal{S})$, where the \sharp index stands for periodic functions, and we can take, without further restriction $I = [0, 2\pi]$. The total energy dissipation due to the stroke ζ given above can be evaluated through an adequate quadratic energy functional, c.f. [2],

$$\mathcal{G}(\zeta) := \int_I G(\zeta(t)) \dot{\zeta}(t) \cdot \dot{\zeta}(t) dt, \quad (2.4)$$

where the energy density $G \in \mathcal{C}^1(\mathcal{S}, \mathcal{M}_{4 \times 4}(\mathbb{R}))$ is a function with values in the space of symmetric and positive definite matrices.

Finally, the optimal stroke problem can be written as: a displacement $\delta p = (\delta c, \delta R)^T$ being given,

¹For an introduction to manifolds, we refer to [12].

$$\begin{aligned} & \text{find } \inf_{\zeta \in H_{\sharp}^1} \int_I G(\zeta(t)) \dot{\zeta}(t) \cdot \dot{\zeta}(t) dt \\ & \text{under the constraints } \int_I F_c(R(t), \zeta(t)) \dot{\zeta}(t) dt = \delta c \text{ and } \int_I F_R(R(t), \zeta(t)) \dot{\zeta}(t) dt = \delta R. \end{aligned} \quad (2.5)$$

2.2. SYMMETRIES

In analogy to [5], we investigate the invariance of the system due to symmetries. For any initial condition $p_0 := (c_0, R_0) \in \mathcal{P}$ and any shape curve $\zeta \in \mathcal{C}^1(J, \mathcal{S})$ with J an open interval containing zero, we denote by $\gamma(c_0, R_0, \zeta) : J \rightarrow \mathcal{P}$ the solution associated with the dynamical system

$$\dot{p} = F(R, \zeta) \dot{\zeta}, \quad p(0) = p_0, \quad (2.6)$$

as well as by $\gamma_c(c_0, R_0, \zeta)$ and $\gamma_R(c_0, R_0, \zeta)$ its projections on \mathbb{R}^3 and $\text{SO}(3)$, respectively. Therefore, for any $t \in J$, we have

$$\dot{\gamma}(c_0, R_0, \zeta)(t) = F(\gamma_R(c_0, R_0, \zeta)(t), \zeta(t)) \dot{\zeta}(t). \quad (2.7)$$

2.2.1. TRANSLATIONAL AND ROTATIONAL INVARIANCE

The Stokes equations are invariant to translations. Moreover, changing the initial orientation, i.e. applying a rotation to p_0 , in the dynamical system (2.6) leads to the same rotation applied to the resulting trajectory $p(t)$. Therefore, we may state the following symmetry property of the control system (2.6) with respect to translations and rotations:

Condition 1 (Translational and rotational invariance). *Let $(c_0, R_0) \in \mathbb{R}^3 \times \text{SO}(3)$ and $\zeta \in \mathcal{C}^1(J, \mathcal{S})$, where J is an open interval containing 0. Consider the solution to (2.6), $\gamma(c_0, R_0, \zeta) = (\gamma_c(c_0, R_0, \zeta), \gamma_R(c_0, R_0, \zeta))$. Then, one has*

$$\gamma_c(c_0, R_0, \zeta)(t) = c_0 + \gamma_c(0, R_0, \zeta)(t) = c_0 + R_0 \gamma_c(0, \text{Id}_3, \zeta)(t), \quad (2.8)$$

and for the angular part of the solution

$$\gamma_R(c_0, R_0, \zeta)(t) = R_0 \gamma_R(c_0, \text{Id}_3, \zeta)(t) = R_0 \gamma_R(0, \text{Id}_3, \zeta)(t), \quad (2.9)$$

at any point in time $t \in J$.

Corollary 1. *The translational and rotational invariances given above immediately translate into symmetry properties of the dynamical system (2.1). Namely, we have the formulas*

$$F_c(R, \zeta) = R F_c(\text{Id}_3, \zeta) \text{ and } F_R(R, \zeta) = R F_R(\text{Id}_3, \zeta). \quad (2.10)$$

In what follows, we therefore simplify the notation by defining

$$F(\zeta) = (F_c(\zeta), F_R(\zeta)) := F(\text{Id}_3, \zeta) \in \mathcal{L}(\mathbb{R}^4, \mathbb{R}^3 \times \text{Skew}_3(\mathbb{R})). \quad (2.11)$$

2.2.2. PERMUTATION OF TWO ARMS

Previous symmetries were linked with the fact that the Stokes equations are invariant with respect to translations and rotations. They have nothing to do with the special parametrization of the swimmer itself. Here, we instead pay attention to the geometry of the swimmer and its symmetries to get further relations. To that aim, let us consider the effect of swapping two arms on the generic solution of the dynamical system (2.6). Take $i, j \in \{1, 2, 3, 4\}$ with $i \neq j$, and let $P_{ij} \in \mathcal{L}(\mathbb{R}^4, \mathbb{R}^4)$ denote the map that interchanges the i -th and j -th coordinates. This physically corresponds to the swap of the arms $\|i$ and $\|j$, if applied to the 4-dimensional shape space \mathcal{S} . In addition, let S_{ij} denote the reflection of \mathbb{R}^3 that maps the arm $\|i$ onto the arm $\|j$, in the reference orientation Id_3 . Geometrical inspection of the reference tetrahedron shows that S_{ij} is always a reflection at a plane containing the remaining arms $\|k$ and $\|l$. The condition that follows is easily understood when one realizes that for a given shape history $\zeta(t)$, $\gamma(0, \text{Id}_3, \zeta)(t)$ and $\gamma(0, \text{Id}_3, P_{ij}\zeta)(t)$ can be deduced one from another by applying the symmetry

S_{ij} in space, as in Fig. 2. In other words, an observer watching the dynamics of $\gamma(0, \text{Id}_3, \zeta)(t)$ of SPR4 in a mirror in the reflection plane of S_{ij} sees the dynamics $\gamma(0, \text{Id}_3, P_{ij}\zeta)(t)$ of a micro-swimmer obtained from SPR4 by swapping arms $\|i$ and $\|j$. Therefore, the translational part $\gamma_c(0, \text{Id}_3, P_{ij}\zeta)(t)$ is obtained by applying the symmetry S_{ij} to $\gamma_c(0, \text{Id}_3, \zeta)(t)$, while the rotational part $\gamma_R(0, \text{Id}_3, P_{ij}\zeta)(t)$ is conjugated to $\gamma_R(0, \text{Id}_3, \zeta)(t)$ under S_{ij} .

Condition 2 (Swap of $\|i$ and $\|j$). *With the preceding notation, we have*

$$\gamma_c(0, \text{Id}_3, P_{ij}\zeta)(t) = S_{ij}\gamma_c(0, \text{Id}_3, \zeta)(t), \quad (2.12)$$

and

$$\gamma_R(0, \text{Id}_3, P_{ij}\zeta)(t) = S_{ij}\gamma_R(0, \text{Id}_3, \zeta)(t)S_{ij}, \quad (2.13)$$

for all $t \in J$ and all $\zeta \in \mathcal{C}^1(J, \mathcal{S})$.

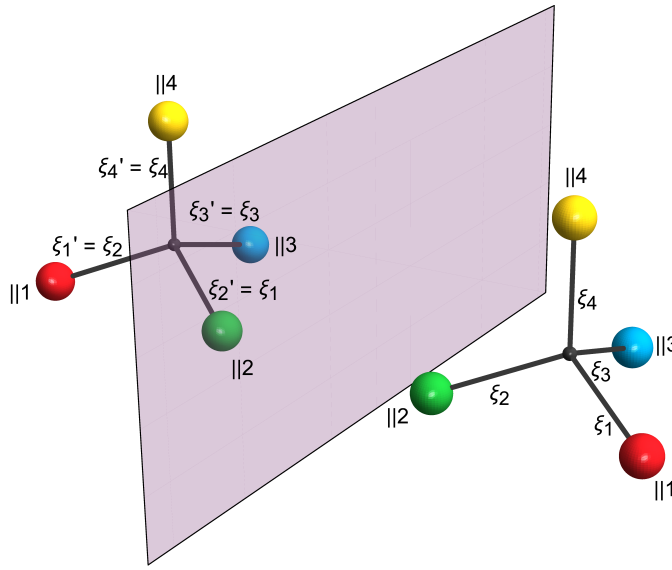


Figure 2: The reflection S_{12} applied to SPR4 in the reference orientation corresponding to the swap of $\|1$ and $\|2$).

This enables us to deduce symmetry relationships that F defined in (2.11) has to satisfy.

Proposition 2. *Let $(i, j) \in \{1, 2, 3, 4\}^2$, with $i \neq j$. Let $\chi \in \mathcal{S}$ be a given shape and $\eta \in \mathbb{R}^4$ be any shape derivative, Condition 2 entails that $F(\chi) = (F_c(\chi), F_R(\chi))$ satisfies*

$$F_c(P_{ij}\chi)P_{ij} = S_{ij}F_c(\chi). \quad (2.14)$$

and

$$F_R(P_{ij}\chi)(P_{ij}\eta) = S_{ij}[F_R(\chi)\eta]S_{ij}. \quad (2.15)$$

Proof. Let us consider J to be an open interval containing 0, and $\zeta \in \mathcal{C}^1(J, \mathcal{S})$ be a shape function satisfying $\zeta(0) = \chi$ and $\dot{\zeta}(0) = \eta$. We consider the trajectories $\gamma(0, \text{Id}_3, \zeta)(t)$ and $\gamma(0, \text{Id}_3, P_{ij}\zeta)(t)$ and use Condition 2. Looking first at the translational component and differentiating with respect to time t gives on the one hand

$$\dot{\gamma}_c(0, \text{Id}_3, P_{ij}\zeta) = \gamma_R(0, \text{Id}_3, P_{ij}\zeta)F_c(P_{ij}\zeta)P_{ij}\dot{\zeta},$$

while on the other hand, using Condition 2, we have

$$\dot{\gamma}_c(0, \text{Id}_3, P_{ij}\zeta) = S_{ij}\dot{\gamma}_c(0, \text{Id}_3, \zeta) = S_{ij}\gamma_R(0, \text{Id}_3, \zeta)F_c(\zeta)\dot{\zeta}.$$

Equating both results, using (2.13), and taking $t = 0$ leads to

$$F_c(P_{ij}\chi)P_{ij}\eta = S_{ij}F_c(\chi)\eta.$$

Since η can be arbitrarily chosen, this gives (2.14).

The proof of (2.15) follows the same lines. Namely, looking at the R -component of γ and differentiating again in time leads to

$$\dot{\gamma}_R(0, \text{Id}_3, P_{ij}\zeta) = \gamma_R(0, \text{Id}_3, P_{ij}\zeta)F_R(P_{ij}\zeta)(P_{ij}\dot{\zeta}),$$

and, using Condition 2, to

$$\dot{\gamma}_R(0, \text{Id}_3, P_{ij}\zeta) = S_{ij}\dot{\gamma}_R(0, \text{Id}_3, \zeta)S_{ij} = S_{ij}\gamma_R(0, \text{Id}_3, \zeta)[F_R(\zeta)\dot{\zeta}]S_{ij}.$$

Equation (2.15) follows again from equating both right-hand sides, using (2.13) and taking $t = 0$. \square

Eventually, we investigate the symmetry properties of the energy density through an arm swap P_{ij} in the shape space. Due to the invariance of the energy dissipation under reflection, we deduce, with the same notation as before, the following proposition, whose proof, which follows the same arguments as in Proposition 2 is left to the reader.

Proposition 3. *Let $(i, j) \in \{1, 2, 3, 4\}^2$, with $i \neq j$, and $(\chi, \eta) \in \mathcal{S} \times \mathbb{R}^4$. The energy density $G(\cdot)$ given in (2.4) satisfies*

$$G(P_{ij}\chi)P_{ij}\eta \cdot P_{ij}\eta = G(\chi)\eta \cdot \eta, \quad (2.16)$$

or, equivalently,

$$P_{ij}G(P_{ij}\chi)P_{ij} = G(\chi).$$

2.3. SMALL STROKE EXPANSION

In this section, we approximate the energy (2.4) and the dynamics (2.6) in the range of small strokes around a symmetric configuration, where all four arms have an identical length. In order to proceed, following [2], we first consider the first-order expansion of the system in ζ and take advantage of the symmetries described in the previous section to reveal the structure of the different terms. Then, we write the corresponding linearized control equations.

We work in the neighborhood of the symmetric shape $\xi_0 = (l_0, l_0, l_0, l_0)^T$ by considering $\zeta := \xi_0 + \xi$. We consider deformations ξ around the initial and symmetric configuration ξ_0 , that belong to the space $\dot{H}_{\#}^1(I, \mathbb{R}^4)$, i.e. the Sobolev space of 2π -periodic vector-valued functions having first order weak derivative in $L^2(I, \mathbb{R}^4)$ and a vanishing average. In other words, we consider the deformations to be small and zero-averaged deviations from ξ_0 . Here, I denotes the closed interval $[0, 2\pi]$ as before.

We first consider the energy (2.4) and set $\mathcal{G}_{\xi_0}(\xi) := \mathcal{G}(\xi_0 + \xi)$. In this small stroke regime, we can approximate the energy density by $G(\xi_0 + \xi) = G_0 + O(\|\xi\|_{L^\infty}) = G_0 + O(\|\xi\|_{\dot{H}_{\#}^1})$, where $G_0 := G(\xi_0) \in \mathcal{M}_{4 \times 4}(\mathbb{R})$ is symmetric and positive definite, and $\|\xi\|_{\dot{H}_{\#}^1} = \|\dot{\xi}\|_{L^2}$. More precisely,

$$\mathcal{G}_{\xi_0}(\xi) = \int_I G_0 \dot{\xi}(t) \cdot \dot{\xi}(t) dt + O(\|\xi\|_{\dot{H}_{\#}^1}^3). \quad (2.17)$$

From Proposition 3, noticing that $P_{ij}\xi_0 = \xi_0$ for all $i, j \in \mathbb{N}_4$ with $i \neq j$, we necessarily have $P_{ij}G_0P_{ij} = G_0$, from which one easily finds $G_{0,ii} = G_{0,jj}$, and G_0 is constant on the diagonal. Looking at the extra diagonal terms reveals that G_0 has the form

$$G_0 = \begin{pmatrix} \rho & h & h & h \\ h & \rho & h & h \\ h & h & \rho & h \\ h & h & h & \rho \end{pmatrix}, \quad (2.18)$$

for two parameters h and ρ . The matrix G_0 can then be diagonalized as

$$G_0 = U \Lambda_0 U^T, \quad U := [\tau_1 | \tau_2 | \tau_3 | \tau_4], \quad \Lambda_0 := \text{diag}(g_i) \quad (2.19)$$

where $(\tau_i)_{i \in \mathbb{N}_4}$ is the following orthonormal basis of \mathbb{R}^4 , made of eigenvectors of G

$$\tau_1 = \frac{1}{\sqrt{6}}(-2, 1, 1, 0)^T, \quad \tau_2 = \frac{1}{\sqrt{2}}(0, 1, -1, 0)^T, \quad \tau_3 = \frac{1}{2\sqrt{3}}(1, 1, 1, -3)^T, \quad \tau_4 = \frac{1}{2}(1, 1, 1, 1)^T,$$

and the $(g_i)_{i \in \mathbb{N}_4}$ are the corresponding eigenvalues

$$g_1 = g_2 = g_3 = \rho - h, \quad g_4 = \rho + 3h.$$

Note that, G_0 being positive definite, we also have $\rho > \max(h, -3h)$.

Let us now focus on the equations of the dynamics (2.6). First, let us recall that from rotational invariance, we obtained in (2.10, 2.11) that F_c and F_R can be factorized as $F_c(R, \zeta) = R F_c(\zeta)$ and $F_R(R, \zeta) = R F_R(\zeta)$, respectively, with

$$F_c(\zeta) \in \mathcal{L}(\mathbb{R}^4, \mathbb{R}^3) \text{ and } F_R(\zeta) \in \mathcal{L}(\mathbb{R}^4, \text{Skew}_3(\mathbb{R})).$$

Similarly as before, we set $F_{c, \xi_0}(\xi) := F_c(\xi_0 + \xi)$ and $F_{R, \xi_0}(\xi) := F_R(\xi_0 + \xi)$. It has been shown in [2] that F is an analytic function, and we may therefore consider the first-order expansions in ξ :

$$F_{c, \xi_0}(\xi)\eta = A_0\eta + \sum_{p \in \mathbb{N}_3} (A_p \eta \cdot \xi) \hat{e}_p + o(|\xi|)\eta, \quad (2.20)$$

$$F_{R, \xi_0}(\xi)\eta = B_0\eta + \sum_{p \in \mathbb{N}_3} (B_p \eta \cdot \xi) L_p + o(|\xi|)\eta, \quad (2.21)$$

where we have denoted by $(\hat{e}_p)_{p \in \mathbb{N}_3}$ the canonical basis vectors of \mathbb{R}^3 and by $\mathcal{L} := (L_1, L_2, L_3)$ the following basis of $\text{Skew}_3(\mathbb{R})$:

$$L_1 = \begin{pmatrix} 0 & 0 & 0 \\ 0 & 0 & -1 \\ 0 & 1 & 0 \end{pmatrix}, \quad L_2 = \begin{pmatrix} 0 & 0 & 1 \\ 0 & 0 & 0 \\ -1 & 0 & 0 \end{pmatrix}, \quad L_3 = \begin{pmatrix} 0 & -1 & 0 \\ 1 & 0 & 0 \\ 0 & 0 & 0 \end{pmatrix}. \quad (2.22)$$

Notice that in (2.20, 2.21) the objects have different structures. Namely, $A_0 \in \mathcal{M}_{3 \times 4}(\mathbb{R})$, $B_0 \in \mathcal{L}(\mathbb{R}^4, \text{Skew}_3(\mathbb{R}))$, while the matrices A_p, B_p are in $\mathcal{M}_{4 \times 4}(\mathbb{R})$ for $p \in \mathbb{N}_3$. They represent the first order derivative of F_{c, ξ_0} and F_{R, ξ_0} at $\xi = 0$ (for example, $(A_p)_{ij} = \partial_{\xi_i}(F_{c, \xi_0})_{pj}(0)$). In order to reveal the structure of $(A_p)_{0 \leq p \leq 3}$ and $(B_p)_{0 \leq p \leq 3}$, we transfer the symmetry properties (2.14, 2.15) satisfied by F to the first-order expansions (2.20, 2.21). The proof of these relations is left to the reader.

Lemma 4. *The matrices $(A_p)_{0 \leq p \leq 3}$ and $(B_p)_{0 \leq p \leq 3}$ defined in (2.20, 2.21) satisfy the following symmetry properties for all indices $i, j \in \mathbb{N}_4$:*

$$A_0\eta = S_{ij} A_0 P_{ij} \eta, \quad \forall \eta \in \mathbb{R}^4 \quad (2.23)$$

$$B_0\eta = S_{ij} [B_0 P_{ij} \eta] S_{ij}, \quad \forall \eta \in \mathbb{R}^4 \quad (2.24)$$

$$\sum_{p \in \mathbb{N}_3} (A_p P_{ij} \xi \cdot P_{ij} \eta) \hat{e}_p = S_{ij} \sum_{p \in \mathbb{N}_3} (A_p \xi \cdot \eta) \hat{e}_p, \quad \forall \xi, \eta \in \mathbb{R}^4 \quad (2.25)$$

$$\sum_{p \in \mathbb{N}_3} (B_p P_{ij} \xi \cdot P_{ij} \eta) L_p = S_{ij} \sum_{p \in \mathbb{N}_3} (B_p \xi \cdot \eta) L_p S_{ij}, \quad \forall \xi, \eta \in \mathbb{R}^4. \quad (2.26)$$

The following sections aim at finding the structures of both $(A_p)_{0 \leq p \leq 3}$ and $(B_p)_{0 \leq p \leq 3}$ that are consequences of these symmetry relations.

2.3.1. ZEROth ORDER TERMS

The structure of A_0 and B_0 is investigated in the following, based on identities (2.23) and (2.24).

Let $(i, j, k, l) \in \mathbb{N}_4$ be any permutation of $(1, 2, 3, 4)$. Writing (2.23) with $\eta = e_k$, we obtain:

$$A_0 e_k = S_{ij} A_0 P_{ij} e_k = S_{ij} A_0 e_k$$

so that $A_0 e_k$ is an eigenvector associated with the eigenvalue 1 of S_{ij} . Recall that S_{ij} is the reflection that maps the arm $\|i$ onto arm $\|j$, leaving arms $\|k$ and $\|l$ invariant. This implies that $A_0 e_k \in \text{span}\{z_k, z_l\}$, but, since l can be otherwise arbitrarily chosen, we deduce that $A_0 e_k = \alpha_k^0 z_k$ for some $\alpha_k^0 \in \mathbb{R}$. This is true for all $k \in \mathbb{N}_4$.

Writing now (2.23) with $\eta = e_i$ leads to

$$\alpha_i^0 z_i = A_0 e_i = S_{ij} A_0 P_{ij} e_i = S_{ij} A_0 e_j = \alpha_j^0 S_{ij} z_j = \alpha_j^0 z_i,$$

which implies that the $(\alpha_i^0)_{i \in \mathbb{N}_4}$ are, in fact, equal. Finally we obtain that $A_0 = \alpha^0 (z_1 | z_2 | z_3 | z_4)$ which can also be written as

$$A_0 = -3\sqrt{3}\alpha^0 [\tau_1 | \tau_2 | \tau_3]^T, \quad (2.27)$$

where $(\tau_i)_{i \in \mathbb{N}_4}$ is the orthonormal basis of eigenvectors of G_0 defined in (2.19), and $\alpha^0 \in \mathbb{R}$.

As far as B_0 is concerned, we again consider any permutation (i, j, k, l) of $(1, 2, 3, 4)$, and write (2.24) with $\eta = e_k$. We obtain:

$$B_0 e_k = S_{ij} [B_0 e_k] S_{ij}.$$

Since $B_0 e_k \in \text{Skew}_3(\mathbb{R})$, it may be decomposed using the basis \mathcal{L} given in (2.22) as $B_0 e_k = \sum_{p \in \mathbb{N}_3} \beta_p^k L_p$ so that we have, for all $u \in \mathbb{R}^3$:

$$\sum_{p \in \mathbb{N}_3} \beta_p^k L_p u = S_{ij} \left[\sum_{p \in \mathbb{N}_3} \beta_p^k L_p \right] S_{ij} u.$$

Let us define $\beta^k = \sum_{p \in \mathbb{N}_3} \beta_p^k \hat{e}_p \in \mathbb{R}^3$ (vector in \mathbb{R}^3 whose coordinates are the ones of $B_0 e_k$ in \mathcal{L}). Since $L_p u = \hat{e}_p \times u$ for any u in \mathbb{R}^3 , we obtain

$$\beta^k \times u = S_{ij} (\beta^k \times S_{ij} u) \quad \forall u \in \mathbb{R}^3.$$

Using the identity $S_{ij}(v \times w) = -(S_{ij} v) \times (S_{ij} w)$ for any $v, w \in \mathbb{R}^3$ we finally get

$$\beta^k \times u = (-S_{ij} \beta^k) \times u \quad \forall u \in \mathbb{R}^3$$

which implies that $\beta^k \in \text{span}\{z_k, z_l\}^\perp$. The index $l \neq k$ being arbitrary, we obtain that $\beta^k = 0$, and consequently, $B_0 e_k = 0$. Eventually, since k is arbitrary, we finally deduce

$$B_0 = 0.$$

2.3.2. FIRST ORDER TERMS

In order to understand the structure of the matrices $(A_p)_{p \in \mathbb{N}_3}$ and $(B_p)_{p \in \mathbb{N}_3}$, we split them into their symmetric and skew-symmetric parts, namely

$$\begin{aligned} A_p^- &= \frac{1}{2}[A_p - A_p^T], & B_p^- &= \frac{1}{2}[B_p - B_p^T], & p \in \mathbb{N}_3, \\ A_p^+ &= \frac{1}{2}[A_p + A_p^T], & B_p^+ &= \frac{1}{2}[B_p + B_p^T], & p \in \mathbb{N}_3. \end{aligned}$$

In view of (2.25) and (2.26) they satisfy the identities (for all $i, j \in \mathbb{N}_4, i \neq j$)

$$\sum_{p \in \mathbb{N}_3} (A_p^\pm P_{ij} \xi \cdot P_{ij} \eta) \hat{e}_p = S_{ij} \sum_{p \in \mathbb{N}_3} (A_p^\pm \xi \cdot \eta) \hat{e}_p, \quad \forall \xi, \eta \in \mathbb{R}^4, \quad (2.28)$$

$$\sum_{p \in \mathbb{N}_3} (B_p^\pm P_{ij} \xi \cdot P_{ij} \eta) L_p = S_{ij} \sum_{k \in \mathbb{N}_3} (B_p^\pm \xi \cdot \eta) L_p S_{ij}, \quad \forall \xi, \eta \in \mathbb{R}^4. \quad (2.29)$$

We also introduce for all $m, n \in \mathbb{N}_4$

$$\mathbb{A}_{mn}^\pm := \sum_{p \in \mathbb{N}_3} (A_p^\pm e_m \cdot e_n) \hat{e}_p \in \mathbb{R}^3 \text{ and } \mathbb{B}_{mn}^\pm := \sum_{p \in \mathbb{N}_3} (B_p^\pm e_m \cdot e_n) \hat{e}_p \in \mathbb{R}^3$$

that store the (m, n) -entry of the three matrices $(A_p^+)_{p \in \mathbb{N}_3}$ and similarly for $(A_p^-)_{p \in \mathbb{N}_3}, (B_p^+)_{p \in \mathbb{N}_3}$, and $(B_p^-)_{p \in \mathbb{N}_3}$. For the latter, we also observe that for any $u \in \mathbb{R}^3$ and $p \in \mathbb{N}_3$, since $L_p u = \hat{e}_p \times u$, one has

$$\mathbb{B}_{mn}^\pm \times u = \sum_{p \in \mathbb{N}_3} (B_p^\pm e_m \cdot e_n) L_p u. \quad (2.30)$$

Study of the skew-symmetric parts A_p^- and B_p^- , $p \in \mathbb{N}_3$.

The matrices $(A_p^-)_{p \in \mathbb{N}_3}$, being skew-symmetric, have vanishing diagonal coefficients. For the extradiagonal coefficients (i, j) with $i \neq j$, we write (2.28) with $\xi = e_i$ and $\eta = e_j$. Using the fact that A_p^- is skew-symmetric leads to

$$\mathbb{A}_{ij}^- = -S_{ij}\mathbb{A}_{ij}^-$$

which implies $\mathbb{A}_{ij}^- \in \text{span}\{z_k, z_l\}^\perp$, or, equivalently $\mathbb{A}_{ij}^- = \alpha_{ij}^- z_k \times z_l$ for some $\alpha_{ij}^- \in \mathbb{R}$. This is true for any choice of couple (i, j) . Notice that α_{ij}^- is unique up to the choice of a sign that depends on the order that we choose for the two vectors z_k and z_l in the cross product. We may therefore fix this sign by assuming furthermore that $\text{sgn}(i, j, k, l) = 1$. Now, we rewrite (2.28) with $\xi = e_i$ and $\eta = e_k$ and obtain $\mathbb{A}_{jk}^- = S_{ij}\mathbb{A}_{ik}^-$, or

$$\alpha_{jk}^- z_i \times z_l = S_{ij}(\alpha_{ik}^- z_l \times z_j) = -\alpha_{ik}^- (S_{ij} z_l) \times (S_{ij} z_j) = \alpha_{ik}^- z_i \times z_l,$$

from which we deduce that the α_{ij}^- are all equal to $\alpha^- \in \mathbb{R}$. (Notice that $\text{sgn}(j, k, i, l) = \text{sgn}(i, k, l, j) = \text{sgn}(i, j, k, l) = 1$.)

By explicitly calculating the cross products $z_i \times z_j$, we find that the corresponding matrices $(A_p^-)_{p \in \mathbb{N}_3}$ can be expressed with respect to α^- as

$$A_1^- = \alpha^- \begin{pmatrix} 0 & 3 & 3 & 2 \\ -3 & 0 & 0 & -1 \\ -3 & 0 & 0 & -1 \\ -2 & 1 & 1 & 0 \end{pmatrix}, \quad A_2^- = \sqrt{3}\alpha^- \begin{pmatrix} 0 & 1 & -1 & 0 \\ -1 & 0 & -2 & -1 \\ 1 & 2 & 0 & 1 \\ 0 & 1 & -1 & 0 \end{pmatrix}, \quad A_3^- = 2\sqrt{2}\alpha^- \begin{pmatrix} 0 & 0 & 0 & -1 \\ 0 & 0 & 0 & -1 \\ 0 & 0 & 0 & -1 \\ 1 & 1 & 1 & 0 \end{pmatrix}. \quad (2.31)$$

For the matrices B_p^- , $p \in \mathbb{N}_3$, we again consider any fixed permutation (i, j, k, l) of $(1, 2, 3, 4)$ and write (2.29) with $\xi = e_k$ and $\eta = e_l$. We obtain, using (2.30) for any $u \in \mathbb{R}^3$

$$\mathbb{B}_{kl}^- \times u = S_{ij}(\mathbb{B}_{kl}^- \times S_{ij}u) = (-S_{ij}\mathbb{B}_{kl}^-) \times u.$$

This permits us to deduce that $\mathbb{B}_{kl}^- = \beta_{kl}^- z_k \times z_l$. Similarly, taking $\xi = e_j$ and $\eta = e_l$ leads to $\mathbb{B}_{il}^- = -S_{ij}\mathbb{B}_{jl}^-$ giving that the coefficients β_{kl}^- are all identical. We thus deduce that $\mathbb{B}_{kl}^- = \beta^- z_k \times z_l$, for some $\beta^- \in \mathbb{R}$ and any $k \neq l \in \mathbb{N}_4$.

From a matricial point of view, this now yields

$$B_1^- = \beta^- \begin{pmatrix} 0 & 1 & -1 & 0 \\ -1 & 0 & -2 & 3 \\ 1 & 2 & 0 & -3 \\ 0 & -3 & 3 & 0 \end{pmatrix}, \quad B_2^- = \sqrt{3}\beta^- \begin{pmatrix} 0 & -1 & -1 & 2 \\ 1 & 0 & 0 & -1 \\ 1 & 0 & 0 & -1 \\ -2 & 1 & 1 & 0 \end{pmatrix}, \quad B_3^- = 2\sqrt{2}\beta^- \begin{pmatrix} 0 & 1 & -1 & 0 \\ -1 & 0 & 1 & 0 \\ 1 & -1 & 0 & 0 \\ 0 & 0 & 0 & 0 \end{pmatrix}. \quad (2.32)$$

Study of the symmetric parts A_p^+ and B_p^+ , $p \in \mathbb{N}_3$.

The study of the symmetric parts follows the same lines as for the skew-symmetric ones. First, we write (2.28) with $\xi = e_i$ and $\eta = e_j$ and use the fact that A_p^+ is symmetric. This leads to

$$\mathbb{A}_{ij}^+ = S_{ij}\mathbb{A}_{ij}^+$$

which implies $\mathbb{A}_{ij}^+ \in \text{span}\{z_k, z_l\}$. We similarly get $\mathbb{A}_{ij}^+ = S_{kl}\mathbb{A}_{ij}^+$ which shows that $\mathbb{A}_{ij}^+ = \alpha_{ij}^+ (z_k + z_l)$ for $\alpha_{ij}^+ \in \mathbb{R}$. To prove that all the constants are equal, we finally write

$$\alpha_{ik}^+ (z_j + z_l) = \mathbb{A}_{ik}^+ = S_{jk}\mathbb{A}_{ij}^+ = S_{jk}\alpha_{ij}^+ (z_k + z_l) = \alpha_{ij}^+ (z_j + z_l),$$

so that there exists $\alpha^+ \in \mathbb{R}$ such that $\alpha_{ij}^+ = \alpha^+$ for all $i \neq j$.

Concerning the diagonal terms \mathbb{A}_{ii}^+ , we find in a similar way that $\mathbb{A}_{ii}^+ \in \text{span}\{z_i, z_j\} \cap \text{span}\{z_i, z_k\} \cap \text{span}\{z_i, z_l\}$ so that there exists $\bar{\alpha}_i^+ \in \mathbb{R}$ such that $\mathbb{A}_{ii}^+ = \bar{\alpha}_i^+ z_i$ and we prove as before that all the constants are equal:

$$\bar{\alpha}_j^+ = \mathbb{A}_{jj}^+ \cdot z_j = S_{ij}\mathbb{A}_{jj}^+ \cdot S_{ij}z_j = \mathbb{A}_{ii}^+ \cdot z_i = \bar{\alpha}_i^+.$$

Hence, there exists $\bar{\alpha}^+ \in \mathbb{R}$ such that $\bar{\alpha}_i^+ = \bar{\alpha}^+$ for all i in \mathbb{N}_4 .

It now remains to identify the matrices B_p^+ . To do so, we use the same symmetries to check that the vectors \mathbb{B}_{ij}^+ being proportional to both $z_k \times z_l$ and $z_i \times z_j$ must vanish. Similarly, we

can prove that $\mathbb{B}_{ii}^+ = 0$ for all i . Finally, we obtain the following expressions for the symmetric parts of the matrices:

$$A_1^+ = \frac{\sqrt{2}}{3} \bar{\alpha}^+ \begin{pmatrix} 2 & 0 & 0 & 0 \\ 0 & -1 & 0 & 0 \\ 0 & 0 & -1 & 0 \\ 0 & 0 & 0 & 0 \end{pmatrix} + \frac{\sqrt{2}}{3} \alpha^+ \begin{pmatrix} 0 & -1 & -1 & -2 \\ -1 & 0 & 2 & 1 \\ -1 & 2 & 0 & 1 \\ -2 & 1 & 1 & 0 \end{pmatrix}, \quad (2.33)$$

$$A_2^+ = \sqrt{\frac{2}{3}} \bar{\alpha}^+ \begin{pmatrix} 0 & 0 & 0 & 0 \\ 0 & -1 & 0 & 0 \\ 0 & 0 & 1 & 0 \\ 0 & 0 & 0 & 0 \end{pmatrix} + \sqrt{\frac{2}{3}} \alpha^+ \begin{pmatrix} 0 & 1 & -1 & 0 \\ 1 & 0 & 0 & 1 \\ -1 & 0 & 0 & -1 \\ 0 & 1 & -1 & 0 \end{pmatrix}, \quad (2.34)$$

$$A_3^+ = \frac{1}{3} \bar{\alpha}^+ \begin{pmatrix} -1 & 0 & 0 & 0 \\ 0 & -1 & 0 & 0 \\ 0 & 0 & -1 & 0 \\ 0 & 0 & 0 & 3 \end{pmatrix} + \frac{2}{3} \alpha^+ \begin{pmatrix} 0 & 1 & 1 & -1 \\ 1 & 0 & 1 & -1 \\ 1 & 1 & 0 & -1 \\ -1 & -1 & -1 & 0 \end{pmatrix}, \quad (2.35)$$

$$B_1^+ = B_2^+ = B_3^+ = 0.$$

To finish this section, we conclude that the dynamics of SPR4 to first order on the amplitude of the strokes around ξ_0 only depends on the five parameters $\alpha^0, \alpha^-, \alpha^+, \bar{\alpha}^+$ and β^- that appear in the preceding formulas. We will compute those parameters explicitly in section 4.1, in the asymptotic regime of large arms l_0 compared to the diameter a of the balls.

2.3.3. THE LINEARIZED CONTROL EQUATIONS

We know from the previous section, that the control system (2.1) governing the evolution of SPR4 around $\zeta = \xi_0$ (i.e. around $\xi = 0$), up to higher order terms, simplifies to

$$\begin{cases} \dot{\zeta} &= R A_0 \dot{\xi} + R \sum_{p \in \mathbb{N}_3} (A_p \dot{\xi} \cdot \xi) \hat{e}_p, \\ \dot{R} &= R \sum_{p \in \mathbb{N}_3} (B_p \dot{\xi} \cdot \xi) L_p. \end{cases} \quad (2.36)$$

In particular, fixing $\xi \in \dot{H}_\#^1(I, \mathbb{R}^4)$ and defining $\Gamma(t) := \sum_{p \in \mathbb{N}_3} (B_p \dot{\xi}(t) \cdot \xi(t)) L_p : I \rightarrow \text{Skew}_3(\mathbb{R})$, the dynamics of R can be written as an ordinary differential equation on the Lie group $\text{SO}(3)$:

$$\begin{cases} \dot{R}(t) = R(t) \Gamma(t), \\ R(0) := R_0. \end{cases} \quad (2.37)$$

To simplify equations (2.36) further, we are interested in the solution of (2.37) in the regime of a small stroke $\xi \in \dot{H}_\#^1(I, \mathbb{R}^4)$ or equivalently in the regime of a small matrices Γ . Intuitively, the solution R of (2.37) should not deviate too much from the initial value R_0 if the vector field Γ driving the differential equation stays small. More precisely, from [1, p. 31] we have

$$R(t) = R_0 \left(\text{Id}_3 + \int_0^t \Gamma(\tau) d\tau \right) + \mathcal{O}(\|\xi\|_{\dot{H}_\#^1}^4) \quad \text{as} \quad \|\xi\|_{\dot{H}_\#^1} \downarrow 0.$$

Hence, choosing $R_0 = \text{Id}_3$ yields in particular the following approximations for any $t \in I$:

$$\begin{cases} \dot{\zeta} &= \left(\text{Id}_3 + \int_0^t \Gamma(\tau) d\tau \right) \left(A_0 \dot{\xi} + \sum_{p \in \mathbb{N}_3} (A_p \dot{\xi} \cdot \xi) \hat{e}_p \right) + \mathcal{O}(\|\xi\|_{\dot{H}_\#^1}^4), \\ \dot{R} &= \left(\text{Id}_3 + \int_0^t \Gamma(\tau) d\tau \right) \sum_{p \in \mathbb{N}_3} (B_p \dot{\xi} \cdot \xi) L_p + \mathcal{O}(\|\xi\|_{\dot{H}_\#^1}^4), \end{cases} \quad (2.38)$$

for $\|\xi\| \downarrow 0$. We now integrate both previous relations over I . Using that $\langle A_0 \dot{\xi} \rangle$ vanishes due to the periodicity of the stroke ξ , together with the fact that the term involving Γ is of order 2 in ξ , namely

$$\exists C > 0, \text{ such that } \forall t \in [0, 2\pi], \left| \int_0^t \Gamma(\tau) d\tau \right| \leq C \|\xi\|_{\dot{H}_\#^1}^2.$$

Denoting by $\langle f \rangle := (2\pi)^{-1} \int_I f(s) ds$ the average of $f \in L^2(I)$, we obtain the following result:

Proposition 5. For any $\xi \in \dot{H}_\#^1(I, \mathbb{R}^4)$, in a neighborhood of $0 \in \dot{H}_\#^1(I, \mathbb{R}^4)$, the following estimates hold:

$$\begin{aligned}\delta c(\xi) &= 2\pi \sum_{p \in \mathbb{N}_3} \langle A_p \dot{\xi} \cdot \xi \rangle \hat{e}_p + \mathcal{O}(\|\xi\|_{\dot{H}_\#^1}^3), \\ \delta R(\xi) &= 2\pi \sum_{p \in \mathbb{N}_3} \langle B_p \dot{\xi} \cdot \xi \rangle L_p + \mathcal{O}(\|\xi\|_{\dot{H}_\#^1}^4).\end{aligned}$$

We also note that $\langle A_p \dot{\xi} \cdot \xi \rangle = \langle A_p^- \dot{\xi} \cdot \xi \rangle$ and $\langle B_p \dot{\xi} \cdot \xi \rangle = \langle B_p^- \dot{\xi} \cdot \xi \rangle$ for all $p \in \mathbb{N}_3$, so that the constraint can be written, to leading order:

$$\delta c(\xi) = 2\pi \sum_{p \in \mathbb{N}_3} \langle A_p^- \dot{\xi} \cdot \xi \rangle \hat{e}_p \text{ and } \delta R(\xi) = 2\pi \sum_{p \in \mathbb{N}_3} \langle B_p^- \dot{\xi} \cdot \xi \rangle L_p. \quad (2.39)$$

2.3.4. THE BIVECTOR FORMALISM

We now reformulate the optimization problem (2.5), and more precisely the constraints, to leading order, in the framework of bivectors. For details about bivectors, we refer to [17], but in a nutshell, one can think of (simple) bivectors of \mathbb{R}^4 as oriented plane segments, which are obtained from the exterior product $u \wedge v$ of two vectors $u, v \in \mathbb{R}^4$. Linear combinations of such simple bivectors form a linear space of dimension six denoted by $\bigwedge^2 \mathbb{R}^4$, to which we will later identify the space of (sufficiently small) net displacements $\mathbb{R}^3 \times \text{Skew}_3(\mathbb{R})$. This approach allows us to handle both translations and rotations in a single formalism and will prove extremely useful for the understanding of the structure of the solutions. Recall that we have denoted by (e_1, e_2, e_3, e_4) the canonical basis of \mathbb{R}^4 , then $(e_{12}, e_{13}, e_{14}, e_{23}, e_{24}, e_{34})$ forms a basis of $\bigwedge^2 \mathbb{R}^4$, where we have set $e_{ij} := e_i \wedge e_j$ to simplify notation. The space $\bigwedge^2 \mathbb{R}^4$ can be equipped with a scalar product by linearly extending the Gramian determinant, i.e. for two simple bivectors $u \wedge v$ and $u' \wedge v'$ we set

$$(u \wedge v) : (u' \wedge v') = \det \begin{pmatrix} u \cdot u' & u \cdot v' \\ v \cdot u' & v \cdot v' \end{pmatrix},$$

and then we extend to the entire space by linearity. Subsequently, we also have a norm on the space $\bigwedge^2 \mathbb{R}^4$ that we denote by $|\cdot|$. In particular, we have the identities

$$(u \wedge v) : e_{ij} = u_i v_j - u_j v_i, \quad (2.40)$$

and

$$|u \wedge v|^2 = |u|^2 |v|^2 - (u \cdot v)^2 \leq |u|^2 |v|^2, \quad (2.41)$$

with equality if and only if u and v are orthogonal.

We emphasize at this point that not every bivector of \mathbb{R}^4 is simple, i.e. can be represented as a single wedge product $u \wedge v$ of two vectors u and v of \mathbb{R}^4 . For example, the bivector $e_1 \wedge e_2 + e_3 \wedge e_4 \in \bigwedge^2 \mathbb{R}^4$ cannot be written as a single wedge product. It is however true, as the preceding example suggests, that every bivector of \mathbb{R}^4 can be decomposed into the sum of at most two orthogonal simple bivectors. Moreover, this decomposition is unique, meaning that the pair of simple bivectors forming the sum is uniquely defined, if and only if the norms of both summands are different. On the other hand, in the non-unique case there are infinitely many such decompositions, which is connected to the relationship between bivectors and rotations [17]. This fact will play a crucial role in the characterization of the optimal control curves. However, note that this decomposition property is not restricted to the standard scalar product but extends to any choice of scalar product in \mathbb{R}^4 , e.g. the one induced by G_0 .

Bivectors can also be identified with skew-symmetric matrices. Indeed, we may define the bijective map $\Omega : \bigwedge^2 \mathbb{R}^4 \rightarrow \text{Skew}_4(\mathbb{R})$ by linearly extending on all $\bigwedge^2 \mathbb{R}^4$ the map defined on simple bivectors

$$\Omega(u \wedge v) = uv^T - vu^T, \quad \forall (u, v) \in \mathbb{R}^4 \times \mathbb{R}^4. \quad (2.42)$$

This gives us a way to represent any bivector by a skew-symmetric matrix, and vice versa. We deduce from (2.42) that

$$\forall A \in \mathcal{M}_{4 \times 4}(\mathbb{R}), \forall (u, v) \in \mathbb{R}^4, \Omega(Au \wedge Av) = A\Omega(u \wedge v)A^T. \quad (2.43)$$

Eventually, it is immediate to check that for all $u, v, u', v' \in \mathbb{R}^4$ that

$$\begin{aligned}\Omega(u \wedge v)u' \cdot v' &= v'^T(uv^T - vu^T)u' \\ &= (v' \cdot u)(v \cdot u') - (v' \cdot v)(u \cdot u') \\ &= -(u \wedge v) : (u' \wedge v')\end{aligned}$$

which implies that

$$\forall \omega \in \bigwedge^2 \mathbb{R}^4, \forall u', v' \in \mathbb{R}^4, \Omega(\omega)u' \cdot v' = -\omega : (u' \wedge v'). \quad (2.44)$$

A short calculation shows that the skew-symmetric parts A_p^- and B_p^- of the matrices A_p and B_p may be represented as simple bivectors through the mapping Ω as

$$A_1^- = -2\sqrt{6}\alpha^- \Omega(\tau_1 \wedge \tau_4), \quad A_2^- = -2\sqrt{6}\alpha^- \Omega(\tau_2 \wedge \tau_4), \quad A_3^- = -2\sqrt{6}\alpha^- \Omega(\tau_3 \wedge \tau_4), \quad (2.45)$$

and

$$B_1^- = -2\sqrt{6}\beta^- \Omega(\tau_2 \wedge \tau_3), \quad B_2^- = -2\sqrt{6}\beta^- \Omega(\tau_3 \wedge \tau_1), \quad B_3^- = -2\sqrt{6}\beta^- \Omega(\tau_1 \wedge \tau_2). \quad (2.46)$$

The constraints (2.39) then become

$$\delta c_1 = \int_I A_1^- \dot{\xi}(t) \cdot \xi(t) dt = 2\sqrt{6}\alpha^- \int_I (\dot{\xi}(t) \wedge \xi(t)) : \tau_{14} dt \quad (2.47)$$

and similarly

$$\begin{aligned}\delta c_2 &= 2\sqrt{6}\alpha^- \int_I (\dot{\xi}(t) \wedge \xi(t)) : \tau_{24} dt, & \delta c_3 &= 2\sqrt{6}\alpha^- \int_I (\dot{\xi}(t) \wedge \xi(t)) : \tau_{34} dt, \\ \delta R_1 &= 2\sqrt{6}\beta^- \int_I (\dot{\xi}(t) \wedge \xi(t)) : \tau_{23} dt, & \delta R_2 &= 2\sqrt{6}\beta^- \int_I (\dot{\xi}(t) \wedge \xi(t)) : \tau_{31} dt, \\ \delta R_3 &= 2\sqrt{6}\beta^- \int_I (\dot{\xi}(t) \wedge \xi(t)) : \tau_{12} dt,\end{aligned} \quad (2.48)$$

using the notation $\tau_{ij} := \tau_i \wedge \tau_j$.

Therefore, the isomorphism sending the basis $(\hat{e}_1, \hat{e}_2, \hat{e}_3, L_1, L_2, L_3)$ of $\mathbb{R}^3 \times \text{Skew}_3(\mathbb{R})$ onto the specific orthonormal basis

$$(\tau_{14}, \tau_{24}, \tau_{34}, \tau_{23}, \tau_{31}, \tau_{12}) \quad (2.49)$$

of $\bigwedge^2 \mathbb{R}^4$, allows us to rewrite the constraints in (2.47, 2.48) as

$$\Lambda^{-1} \delta p = \int_I \dot{\xi}(t) \wedge \xi(t) dt, \quad (2.50)$$

where $\Lambda = 2\sqrt{6} \text{diag}(\alpha^-, \alpha^-, \alpha^-, \beta^-, \beta^-, \beta^-)$.

Finally, optimal stroke problem (2.5) can be rewritten, to within first order, using the bivector formalism as: the displacement $\delta p \in \bigwedge^2 \mathbb{R}^4$ being given,

$$\text{find } \inf_{\xi \in \dot{H}_\#^1} \int_I G_0 \dot{\xi}(t) \cdot \dot{\xi}(t) dt \quad (2.51)$$

$$\text{under the constraint } \int_I \dot{\xi}(t) \wedge \xi(t) dt = \Lambda^{-1} \delta p.$$

3. THE MAIN RESULT

In this section, we present the main result of this paper, which solves the optimization problem (2.51), and we lay out the proof thereof.

3.1. STATEMENT OF THE THEOREM

Theorem 6. *Let $\omega \in \bigwedge^2 \mathbb{R}^4$. We consider the following optimization problem:*

$$\text{Find } \inf_{\xi \in \dot{H}_\#^1} \int_I G_0 \dot{\xi}(t) \cdot \dot{\xi}(t) dt \quad (3.1)$$

$$\text{under the constraint } \int_I \dot{\xi}(t) \wedge \xi(t) dt = \omega.$$

Then, we distinguish the following two cases:

(A) *The bivector ω is simple. Then, any minimizer $\xi \in \dot{H}_\#^1(I, \mathbb{R}^4)$ of (3.1) is of the form*

$$\xi(t) = \frac{1}{\sqrt{2\pi}} (\sin(t)u + \cos(t)v),$$

where $\omega = u \wedge v$, u and v are G_0 -orthogonal and of the same G_0 -norm.

(B) *The bivector ω is not simple. Then, any minimizer $\xi \in \dot{H}_\#^1(I, \mathbb{R}^4)$ of (3.1) is of the form*

$$\xi(t) = \frac{1}{\sqrt{2\pi}} \left(\sin(t)u_1 + \cos(t)v_1 + \frac{1}{\sqrt{2}} \sin(2t)u_2 + \frac{1}{\sqrt{2}} \cos(2t)v_2 \right),$$

where $\omega = u_1 \wedge v_1 + u_2 \wedge v_2$, the vectors u_1, v_1, u_2 and v_2 are pairwise G_0 -orthogonal, the two pairs of vectors (u_1, v_1) and (u_2, v_2) are respectively of the same G_0 -norm and they satisfy furthermore the condition

$$|G_0^{1/2}u_1 \wedge G_0^{1/2}v_1| \geq |G_0^{1/2}u_2 \wedge G_0^{1/2}v_2|.$$

The proof will be decomposed in the remaining of this section. We split it in three different steps, namely, the existence of optimal periodic strokes, and the proofs of parts (A) and (B), respectively.

3.2. PROOF OF THEOREM 6 – EXISTENCE OF OPTIMAL PERIODIC STROKES

We first show that the solution of the minimization problem (3.1) exists. This is a consequence of the direct method of the calculus of variations. Indeed, let us consider the set of strokes satisfying the constraints

$$H = \left\{ \xi \in \dot{H}_\#^1(I, \mathbb{R}^4) \text{ such that } \int_I \dot{\xi}(t) \wedge \xi(t) dt = \omega \right\}.$$

Assuming for the time being that $H \neq \emptyset$, the existence of a minimizer for the energy is guaranteed since, from the Rellich theorem, the constraint is continuous under weak H^1 convergence.

In order to prove that the set H is non-empty, we recall that any bivector ω can be written as

$$\omega = u_1 \wedge v_1 + u_2 \wedge v_2, \quad (3.2)$$

where the four vectors u_1, v_1, u_2, v_2 may be furthermore assumed to be orthogonal. Note that in the case of a simple bivector, one has $u_2 = v_2 = 0$. Consider the stroke

$$\xi(t) = \frac{1}{\sqrt{2\pi}} \left(\sin(t)u_1 + \cos(t)v_1 + \frac{1}{\sqrt{2}} \sin(2t)u_2 + \frac{1}{\sqrt{2}} \cos(2t)v_2 \right).$$

We now compute

$$\begin{aligned} \int_I \dot{\xi}(t) \wedge \xi(t) dt &= \frac{1}{2\pi} \int_I (\cos(t)u_1 - \sin(t)v_1) \wedge (\sin(t)u_1 + \cos(t)v_1) dt \\ &\quad + \frac{2}{2\pi} \int_I \frac{1}{\sqrt{2}} (\cos(2t)u_2 - \sin(2t)v_2) \wedge \frac{1}{\sqrt{2}} (\sin(2t)u_2 + \cos(2t)v_2) dt \\ &= u_1 \wedge v_1 + 2 \frac{u_2 \wedge v_2}{2} \\ &= \omega, \end{aligned}$$

from which we deduce that $\xi \in H$.

3.3. PROOF OF THEOREM 6 – PART (A)

We now consider the case where the displacement ω is a simple bivector that can be written as $\omega = u \wedge v$ where u and v are two G_0 -orthogonal vectors, with the same G_0 -norm.

Considering the change of variable $\eta = G_0^{\frac{1}{2}} \xi$, we have, on the one hand

$$\int_I G_0 \dot{\xi} \cdot \dot{\xi} dt = \int_I |\dot{\eta}|^2 dt,$$

while, on the other hand, the constraint satisfies, using (2.43)

$$\Omega(\omega) = \Omega\left(\int_I \dot{\xi} \wedge \xi dt\right) = \Omega\left(\int_I G_0^{-\frac{1}{2}} \dot{\eta} \wedge G_0^{-\frac{1}{2}} \eta dt\right) = G_0^{-\frac{1}{2}} \Omega\left(\int_I \dot{\eta} \wedge \eta dt\right) G_0^{-\frac{1}{2}}.$$

Applying again (2.43) to $\omega = u \wedge v$, namely $G_0^{\frac{1}{2}} \Omega(\omega) G_0^{\frac{1}{2}} = \Omega(G_0^{\frac{1}{2}} u \wedge G_0^{\frac{1}{2}} v)$, we deduce that the minimization problem can equivalently be rewritten as :

$$\text{Find } \inf_{\eta \in H_{\sharp}^1} \int_I |\dot{\eta}(t)|^2 dt \quad (3.3)$$

$$\text{under the constraint } \int_I \dot{\eta}(t) \wedge \eta(t) dt = (G_0^{1/2} u) \wedge (G_0^{1/2} v).$$

Now, we set $\omega' = (G_0^{1/2} u) \wedge (G_0^{1/2} v)$ and notice that the vectors $G_0^{\frac{1}{2}} u$ and $G_0^{\frac{1}{2}} v$ are orthogonal and possess the same norm. Let $\eta \in H_{\sharp}^1(I, \mathbb{R}^4)$ be a stroke that satisfies the constraint $\int_I \dot{\eta}(t) \wedge \eta(t) dt = \omega'$. We emphasize that

$$|\omega'| \leq \int_I |\dot{\eta}| |\eta| dt \leq \frac{1}{2} \int_I |\dot{\eta}|^2 dt + \frac{1}{2} \int_I |\eta|^2 dt \leq \int_I |\dot{\eta}|^2 dt$$

due to Poincaré inequality

$$\int_I |\eta|^2 dt \leq \int_I |\dot{\eta}|^2 dt,$$

since η is a 2π periodic and null averaged curve. The energy $\int_I |\dot{\eta}|^2 dt$ is therefore bounded from below by the norm of the constraint. We shall see that it is possible to get equality. For this to happen, we must have equality in the Poincaré inequality, which is only possible if the periodic curve η has only the fundamental mode in Fourier series, i.e.,

$$\eta(t) = \sin(t)a + \cos(t)b$$

for suitable vectors $a, b \in \mathbb{R}^4$. Putting back this expression inside the energy and the constraint leads to

$$\int_I |\dot{\eta}(t)|^2 dt = \pi|a|^2 + \pi|b|^2, \text{ and } \int_I \dot{\eta}(t) \wedge \eta(t) dt = 2\pi a \wedge b.$$

Minimizing $\pi|a|^2 + \pi|b|^2$ with respect to the constraint $2\pi a \wedge b = \omega'$ leads to

$$|a| = |b| = \sqrt{\frac{|\omega'|}{2\pi}}, \text{ and } a \cdot b = 0.$$

We deduce that the problem has a unique solution up to any rotation in the plane defined by ω' , one of which being given by

$$a = \frac{G_0^{\frac{1}{2}} u}{\sqrt{2\pi}} \text{ and } b = \frac{G_0^{\frac{1}{2}} v}{\sqrt{2\pi}}.$$

We finish the proof by writing back ξ in terms of η as

$$\xi(t) = G_0^{-\frac{1}{2}} \eta(t) = \frac{1}{\sqrt{2\pi}} (\sin(t)u + \cos(t)v).$$

3.4. PROOF OF THEOREM 6 – PART (B)

Here, we assume that $\omega \neq 0$ is not a simple bivector, or, in other words, that the decomposition (3.2) of ω involves four non-colinear vectors $\omega = u_1 \wedge v_1 + u_2 \wedge v_2$, and we may further assume without loss of generality that

$$G_0 u_1 \cdot u_1 = G_0 v_1 \cdot v_1, \quad G_0 u_1 \cdot v_1 = 0, \quad G_0 u_2 \cdot u_2 = G_0 v_2 \cdot v_2 \quad \text{and} \quad G_0 u_2 \cdot v_2 = 0. \quad (3.4)$$

Using the same change of variable $\eta = G_0^{\frac{1}{2}} \xi$, and setting $\omega' := G_0^{\frac{1}{2}} u_1 \wedge G_0^{\frac{1}{2}} v_1 + G_0^{\frac{1}{2}} u_2 \wedge G_0^{\frac{1}{2}} v_2$, we know that η solves the minimization problem

$$\text{Find } \inf_{\eta \in \dot{H}_\#^1} \int_I |\dot{\eta}(t)|^2 dt \quad (3.5)$$

$$\text{under the constraint } \int_I \dot{\eta}(t) \wedge \eta(t) dt = \omega'.$$

Writing the Euler-Lagrange equations associated with this minimization problem under constraints (3.5) leads for any variation $\delta \in \dot{H}_\#^1(I, \mathbb{R}^4)$ to

$$\int_I \dot{\eta} \cdot \delta dt = \lambda : \int_I \dot{\eta} \wedge \delta dt \quad (3.6)$$

where $\lambda \in \wedge^2 \mathbb{R}^4$ is the Lagrange multiplier associated with the constraints. This equation is only valid, i.e. λ exists, whenever the constraints are qualified [13]. This is the case if the gradients of the constraints are linearly independent, or, in other words if

$$\left(\mu : \int_I \eta \wedge \delta dt = 0, \quad \forall \delta \in \dot{H}_\#^1(I, \mathbb{R}^4) \right) \Rightarrow \mu = 0.$$

Assuming the left-hand side, and noticing that (see (2.44))

$$\mu : \int_I \dot{\eta} \wedge \delta dt = - \int_I \Omega(\mu) \dot{\eta} \cdot \delta dt,$$

we deduce that this vanishes for all $\delta \in \dot{H}_\#^1(I, \mathbb{R}^4)$ if and only if $\Omega(\mu) \dot{\eta}$ vanishes identically for all $t \in I$. Now, the matrix $\Omega(\mu)$ being a 4×4 skew-symmetric, we may block diagonalize as

$$\Omega(\mu) = P_\mu \begin{pmatrix} 0 & \phi_\mu & 0 & 0 \\ -\phi_\mu & 0 & 0 & 0 \\ 0 & 0 & 0 & \psi_\mu \\ 0 & 0 & -\psi_\mu & 0 \end{pmatrix} P_\mu^T, \quad (3.7)$$

where the matrix P_μ is orthogonal.

We therefore only have the following possibilities:

- Either $\Omega(\mu)$ is invertible ($\phi_\mu \neq 0$ and $\psi_\mu \neq 0$), and then $\dot{\eta}$ vanishes identically. The stroke η being null average, we deduce that $\eta = 0$ which is not possible, since $\omega' \neq 0$.
- Or $\text{rk}(\Omega(\mu)) = 2$ (i.e. $\phi_\mu = 0$ or $\psi_\mu = 0$ but not both) and $\dot{\eta}$ – and therefore η itself – belongs to the bidimensional space $\text{Ker}(\Omega(\mu))$ for all $t \in I$. Taking a basis (u, v) of $\text{Ker}(\Omega(\mu))$, and writing $\eta(t) = a(t)u + b(t)v$ for suitable functions $a(t)$ and $b(t)$, we may compute the constraint

$$\omega' = \int_I \dot{\eta} \wedge \eta dt = \left(\int_I (\dot{a}b - a\dot{b}) dt \right) u \wedge v$$

which proves that ω' is simple, and contradicts the assumption.

- The last remaining possibility is that $\Omega(\mu) = 0$ (both ϕ_μ and ψ_μ vanish), and therefore $\mu = 0$.

This proves the qualification of the constraints and the validity of Euler-Lagrange equations (3.6), that we rewrite as

$$\ddot{\eta} = \Omega(\lambda)\dot{\eta}.$$

Integrating it once, and remembering that η is null averaged, leads to

$$\dot{\eta} = \Omega(\lambda)\eta,$$

and $\eta(t) = \exp(t\Omega(\lambda))\eta(0)$. Block diagonalizing $\Omega(\lambda)$, as in (3.7), we deduce by a short calculation that

$$\eta(t) = \sin(\phi_\lambda t)\tilde{u}_1 + \cos(\phi_\lambda t)\tilde{v}_1 + \sin(\psi_\lambda t)\tilde{u}_2 + \cos(\psi_\lambda t)\tilde{v}_2 \quad (3.8)$$

where the vectors $(\tilde{u}_1, \tilde{v}_1, \tilde{u}_2, \tilde{v}_2)$, are mutually orthogonal and verify $|\tilde{u}_1| = |\tilde{v}_1|$ and $|\tilde{u}_2| = |\tilde{v}_2|$.

Furthermore, noticing that η is a 2π -periodic function, we deduce that ϕ_λ and ψ_λ must be non-vanishing integers that, without loss of generality, and up to a change of sign of \tilde{u}_1 and \tilde{u}_2 , we may furthermore assume to be both non-negative. They are also distinct otherwise there would be only two terms for η in (3.8), and the associated constraint would be a simple bivector which is not the case by assumption.

Computing the energy and the constraint in terms of η using (3.8), we obtain respectively

$$\int_I |\dot{\eta}|^2 dt = \pi\phi_\lambda^2(|\tilde{u}_1|^2 + |\tilde{v}_1|^2) + \pi\psi_\lambda^2(|\tilde{u}_2|^2 + |\tilde{v}_2|^2)$$

and

$$\int_I \dot{\eta} \wedge \eta dt = 2\pi\phi_\lambda \tilde{u}_1 \wedge \tilde{v}_1 + 2\pi\psi_\lambda \tilde{u}_2 \wedge \tilde{v}_2$$

since ϕ_λ and ψ_λ are different integers.

Now, the decomposition of a bivector as the sum of two simple bivectors is unique whenever the norm of both simple bivectors are different. We therefore have the following alternative, remembering that $\omega' = G_0^{\frac{1}{2}}u_1 \wedge G_0^{\frac{1}{2}}v_1 + G_0^{\frac{1}{2}}u_2 \wedge G_0^{\frac{1}{2}}v_2$:

- Either $|G_0^{\frac{1}{2}}u_1 \wedge G_0^{\frac{1}{2}}v_1| \neq |G_0^{\frac{1}{2}}u_2 \wedge G_0^{\frac{1}{2}}v_2|$, and we may assume for instance that $|G_0^{\frac{1}{2}}u_1 \wedge G_0^{\frac{1}{2}}v_1| > |G_0^{\frac{1}{2}}u_2 \wedge G_0^{\frac{1}{2}}v_2|$, the other case being treated similarly. Up to a possible exchange of ϕ_λ and ψ_λ , we deduce that

$$\pi\phi_\lambda \tilde{u}_1 \wedge \tilde{v}_1 = G_0^{\frac{1}{2}}u_1 \wedge G_0^{\frac{1}{2}}v_1 \text{ and } \pi\psi_\lambda \tilde{u}_2 \wedge \tilde{v}_2 = G_0^{\frac{1}{2}}u_2 \wedge G_0^{\frac{1}{2}}v_2.$$

Remember that $(\tilde{u}_1, \tilde{v}_1)$ must be orthogonal and possess the same norm, as well as $(\tilde{u}_2, \tilde{v}_2)$. But, we know, from (3.4) that $(G_0^{\frac{1}{2}}u_1, G_0^{\frac{1}{2}}v_1)$ and $(G_0^{\frac{1}{2}}u_2, G_0^{\frac{1}{2}}v_2)$ are orthogonal and possess the same norm. This enables us to choose

$$\tilde{u}_1 = \frac{G_0^{\frac{1}{2}}u_1}{\sqrt{2\pi\phi_\lambda}}, \quad \tilde{v}_1 = \frac{G_0^{\frac{1}{2}}v_1}{\sqrt{2\pi\phi_\lambda}}, \quad \tilde{u}_2 = \frac{G_0^{\frac{1}{2}}u_2}{\sqrt{2\pi\psi_\lambda}} \text{ and } \tilde{v}_2 = \frac{G_0^{\frac{1}{2}}v_2}{\sqrt{2\pi\psi_\lambda}}.$$

This choice is unique up to possible rotations in the plane $(G_0^{\frac{1}{2}}u_1, G_0^{\frac{1}{2}}v_1)$ for $(\tilde{u}_1, \tilde{v}_1)$ and the plane $(G_0^{\frac{1}{2}}u_2, G_0^{\frac{1}{2}}v_2)$ for $(\tilde{u}_2, \tilde{v}_2)$ respectively.

Plugging these expressions in the energy leads to

$$\int_I |\dot{\eta}|^2 dt = \phi_\lambda \left| G_0^{\frac{1}{2}}u_1 \wedge G_0^{\frac{1}{2}}v_1 \right| + \psi_\lambda \left| G_0^{\frac{1}{2}}u_2 \wedge G_0^{\frac{1}{2}}v_2 \right|$$

and the minimality of the energy, together with the fact that ϕ_λ and ψ_λ are non negative different integers, leads to

$$\phi_\lambda = 1 \text{ and } \psi_\lambda = 2.$$

Writing back the stroke in terms of $\xi = G_0^{-\frac{1}{2}}\eta$ gives

$$\xi(t) = \frac{1}{\sqrt{2\pi}} \left(\sin(t)u_1 + \cos(t)v_1 + \frac{1}{\sqrt{2}} \sin(2t)u_2 + \frac{1}{\sqrt{2}} \cos(2t)v_2 \right). \quad (3.9)$$

- Either $|G_0^{\frac{1}{2}}u_1 \wedge G_0^{\frac{1}{2}}v_1| = |G_0^{\frac{1}{2}}u_2 \wedge G_0^{\frac{1}{2}}v_2|$. In that case, the decomposition is not unique and there may be several optimal curves among them the ones given by

$$\xi_1(t) = \frac{1}{\sqrt{2\pi}} \left(\sin(t)u_1 + \cos(t)v_1 + \frac{1}{\sqrt{2}} \sin(2t)u_2 + \frac{1}{\sqrt{2}} \cos(2t)v_2 \right)$$

and

$$\xi_2(t) = \frac{1}{\sqrt{2\pi}} \left(\sin(t)u_2 + \cos(t)v_2 + \frac{1}{\sqrt{2}} \sin(2t)u_1 + \frac{1}{\sqrt{2}} \cos(2t)v_1 \right).$$

But other curves constructed from a different decomposition of the constraint and the method above are also satisfactory.

3.5. BACK TO THE ORIGINAL PROBLEM

The first order problem (2.51) can be solved using the previous theorem with $\omega = \Lambda^{-1}\delta p$ where $\Lambda = 2\sqrt{6} \operatorname{diag}(\alpha^-, \alpha^-, \alpha^-, \beta^-, \beta^-, \beta^-)$ (see (2.50)).

The distinction between parts (A) and (B) of the theorem can be rephrased in terms of the simplicity of the displacement δp directly: due to the block diagonal structure of Λ , we have that ω is simple if and only if δp is simple. Indeed, consider $\omega = u \wedge v$ a simple bivector and express u and v in the basis $(\tau_i)_{i \in \mathbb{N}_4}$ as $u = \sum_i a_i \tau_i$ and $v = \sum_i b_i \tau_i$. Let $\tilde{\Lambda} = \sqrt{2\sqrt{6}} \operatorname{diag}(\sqrt{\beta^-}, \sqrt{\beta^-}, \sqrt{\beta^-}, \alpha^-/\sqrt{\beta^-})$. Then, identifying vectors and bivectors with their coordinates in their respective bases, the following short calculation gives

$$\begin{aligned} \tilde{\Lambda}u \wedge \tilde{\Lambda}v &= 2\sqrt{6}\alpha^- ((a_1b_4 - a_4b_1)\tau_{14} + (a_2b_4 - a_4b_2)\tau_{24} + (a_3b_4 - a_4b_3)\tau_{34}) \\ &\quad + 2\sqrt{6}\beta^- ((a_1b_2 - a_2b_1)\tau_{12} + (a_1b_3 - a_3b_1)\tau_{13} + (a_2b_3 - a_3b_2)\tau_{23}) \\ &= \Lambda(u \wedge v) \\ &= \delta p, \end{aligned}$$

so that δp is a simple bivector. The converse holds writing $\omega = \Lambda^{-1}\delta p$ and using the same argument.

Finally, we deduce that Theorem 6 with $\omega = \Lambda^{-1}\delta p$ enables us to solve the original problem (2.51). In case $\delta p = u_1 \wedge v_1$ is simple, part (A) of the theorem applies for $\omega = \tilde{\Lambda}^{-1}u \wedge \tilde{\Lambda}^{-1}v$ and if $\delta p = u_1 \wedge v_1 + u_2 \wedge v_2$ is not simple, one can apply part (B) of the theorem with $\omega = \tilde{\Lambda}^{-1}u_1 \wedge \tilde{\Lambda}^{-1}v_1 + \tilde{\Lambda}^{-1}u_2 \wedge \tilde{\Lambda}^{-1}v_2$.

4. NUMERICAL SIMULATIONS IN THE LONG ARM REGIME

From the above, the solution to the first order optimization problem (2.51) can be explicitly computed provided that Λ , and thus α^- and β^- , are known. The optimal trajectories can then be reconstructed by computing the solutions to the first order dynamical system (2.36), which now requires to know the matrices A_p, B_p for $p = 0, \dots, 3$. From (2.27, 2.31, 2.32, 2.33), recall that these matrices only depend on a set of five parameters: $\alpha^0, \alpha^-, \alpha^+, \bar{\alpha}^+$ and β^- . In a similar fashion to [4], we explain in this section how to determine the asymptotic expansion of these parameters in the regime where the arms of the swimmer are assumed to be very long compared to the radii of the balls. This will enable us afterwards to develop relevant numerical test cases.

4.1. THE LONG ARM REGIME

In order to proceed we come back to the original optimization problem (from which the different matrices were deduced as first order terms for small strokes) and compute explicitly the asymptotic expansion of $F(R, \zeta)$ that appears in (2.1), i.e.

$$\dot{p} = F(R, \zeta)\dot{\zeta}.$$

Let us recall the classical steps that lead to this linear relationship between \dot{p} and $\dot{\zeta}$. The starting point consists in taking advantage of the linearity of the Stokes equations, together with

the absence of inertia. Indeed, this provides us with a linear relationship between the velocities $\mathbf{u} = (u_i)_{i \in \mathbb{N}_4}$ of the balls $(B_i)_{i \in \mathbb{N}_4}$ and the forces $\mathbf{f} = (f_i)_{i \in \mathbb{N}_4}$ that the fluid applies to them

$$\mathbf{f} = \text{Res}(\zeta) \mathbf{u}. \quad (4.1)$$

Note that the matrix $\text{Res}(\zeta)$ is not explicit and depends on the shape ζ through the resolution of the Stokes equations in the fluid domain. However, once $\text{Res}(\zeta)$ is known, the linear relationship linking \dot{p} and $\dot{\zeta}$ that we expressed as (2.1) is a consequence of the following explicit calculations. First, one realizes that \mathbf{u} is actually linear in \dot{p} and $\dot{\zeta}$. Indeed, differentiating $b_i = c + \zeta_i R z_i$ with respect to time leads to

$$u_i = \dot{c} + \dot{\zeta}_i R z_i + \zeta_i \dot{R} z_i \text{ for } i \in \mathbb{N}_4,$$

which is linear in $\dot{\zeta}$ and $\dot{p} = (\dot{c}, \dot{R})$. Plugging this expression in (4.1) shows that \mathbf{f} linearly depends on \dot{p} and $\dot{\zeta}$. Second, we write both the self propulsion of the artificial swimmer and the force and torque balances

$$\sum_{i \in \mathbb{N}_4} f_i = 0, \quad \sum_{i \in \mathbb{N}_4} (b_i - c) \times f_i = 0. \quad (4.2)$$

This finally leads to (2.1).

To go further, we need to obtain an explicit approximation of the matrix $\text{Res}(\zeta)$ in the considered regime. As it is classical, was already introduced in [18] and rigorously proven in [2], [3], we may approximate the velocity of the i -th sphere as a sum of two contributions, a self interaction term and a correction due to the other spheres, assumed to be far:

$$u_i := \frac{1}{6\pi\mu a} f_i + \sum_{j \neq i \in \mathbb{N}_4} \mathcal{S}(b_{ij}) f_j, \quad (4.3)$$

where $b_{ij} := b_i - b_j$, and the stokeslet

$$\mathcal{S}(x) := \frac{1}{8\pi\mu} \left(\frac{\text{Id}_3}{|x|} + \frac{x \otimes x}{|x|^3} \right),$$

is the fundamental solution to the Stokes equations. Eventually, an approximation of $\text{Res}(\zeta)$ is explicitly obtained by using the Neumann series (to first order) to invert (4.3). From the previous computations, we obtain an asymptotic expansion of $F(R, \zeta)$ in the long arm regime. Explicit approximations of the matrices A_p, B_p for $p = 0, \dots, 3$ follow by computing the corresponding first order terms in the small Stokes expansions (2.20) and (2.21).

We have used a symbolic calculation software to compute the preceding expressions and identify the parameters that appear in the different matrices. The structure of the matrices $A_0, B_0, A_i^+, A_i^-, B_i^+$ and B_i^- , that does not depend on the approximation, have been recovered, giving a serious hint about the validity of the method. Finally we obtained the following expansions in terms of a and ξ_0 :

$$\begin{aligned} \alpha^0(a, \xi_0) &= -\frac{1}{4} + \frac{3}{32} \sqrt{\frac{3}{2}} \frac{a}{\xi_0} + \mathcal{O}\left(\frac{a}{\xi_0}\right)^2, \\ \alpha^-(a, \xi_0) &= \frac{1}{\xi_0} \left(\frac{\sqrt{3}}{256} \frac{a}{\xi_0} + \mathcal{O}\left(\frac{a}{\xi_0}\right)^2 \right), \\ \alpha^+(a, \xi_0) &= \frac{1}{\xi_0} \left(-\frac{3}{128} \sqrt{\frac{3}{2}} \frac{a}{\xi_0} + \mathcal{O}\left(\frac{a}{\xi_0}\right)^2 \right), \\ \bar{\alpha}^+(a, \xi_0) &= \frac{1}{\xi_0} \left(-\frac{9}{128} \sqrt{\frac{3}{2}} \frac{a}{\xi_0} + \mathcal{O}\left(\frac{a}{\xi_0}\right)^2 \right), \\ \beta^-(a, \xi_0) &= \frac{1}{\xi_0^2} \left(-\frac{1}{16\sqrt{6}} + \frac{9}{512} \frac{a}{\xi_0} + \mathcal{O}\left(\frac{a}{\xi_0}\right)^2 \right). \end{aligned}$$

Concerning the long arm expansion of the energy functional \mathcal{G} , we follow the same lines. Namely, the energy density is given by $\mathbf{f} \cdot \mathbf{u}$, and we have already seen that both \mathbf{f} and \mathbf{u} can be expressed linearly in terms of \dot{p} and $\dot{\zeta}$. Using the dynamical system $\dot{p} = F(R, \zeta)\dot{\zeta}$ allows us

to write \mathcal{G} as a quadratic form in $\dot{\zeta}$. An explicit approximation of G_0 in (2.18) in the long arm regime is obtained as before, giving

$$\begin{aligned}\rho(a, \xi_0) &= \frac{3}{4} + \frac{9}{16} \sqrt{\frac{3}{2}} \frac{a}{\xi_0} + \mathcal{O}\left(\frac{a}{\xi_0}\right)^2, \\ h(a, \xi_0) &= \frac{1}{12} + \frac{3}{16} \sqrt{\frac{3}{2}} \frac{a}{\xi_0} + \mathcal{O}\left(\frac{a}{\xi_0}\right)^2.\end{aligned}$$

In addition, we find for the eigenvalues of G_0

$$\begin{aligned}g_1(a, \xi_0) = g_2(a, \xi_0) = g_3(a, \xi_0) &= \frac{2}{3} + \frac{3}{8} \sqrt{\frac{3}{2}} \frac{a}{\xi_0} + \mathcal{O}\left(\frac{a}{\xi_0}\right)^2, \\ g_4(a, \xi_0) &= 1 + \frac{9}{8} \sqrt{\frac{3}{2}} \frac{a}{\xi_0}.\end{aligned}$$

In the following subsections, we use those expressions for the numerical simulation of the dynamical system under study. Some relevant parameters a and ξ_0 will be used.

4.2. NUMERICAL IMPLEMENTATION

In this section, we present the results of some numerical simulations of optimal control curves obtained by Theorem 6. Given the fact that the theoretical results presented in this paper only involve ordinary differential equations and linear algebra, the implementation of numerical simulations is relatively straightforward in `python3`. Indeed, we used the package `clifford` [6] to handle the bivectors while the standard routines from `scipy.integrate` permit us to evaluate integrals and solve the initial value problems. We use in particular a high-precision explicit Runge-Kutta method like `DOP853` of `scipy.integrate`, where one has to choose the tolerance as small as possible, or an implicit method such as `LSODA`. All the parameters involved in the control system, as well as the optimization problem, are implemented according to the results of section 4.1 with $a = 10^{-2}$ and $\xi_0 = 10^2$.

In the following, we demonstrate on the one hand that one retrieves experimentally the same convergence order with respect to the size ϵ of the stroke, as predicted in Proposition 5. On the other hand, we present the corresponding trajectories as well as an example of non-uniqueness for a certain class of net displacements. To that end, let us consider the following net displacements represented in the standard basis of $\mathbb{R}^3 \times \text{Skew}_3(\mathbb{R})$:

$$\begin{aligned}\delta p_1 &= (0, 0, 1, 0, 0, 0)^T \simeq \tau_3 \wedge \tau_4, \\ \delta p_2 &= (0, 0, 0, 0, 0, 1)^T \simeq \tau_1 \wedge \tau_2, \\ \delta p_3 &= (1, 1, 0, 0, 0, 1)^T \simeq \tau_1 \wedge \tau_4 + \tau_2 \wedge \tau_4 + \tau_1 \wedge \tau_2, \\ \delta p_4 &= (0, 0, 1, 0, 0, 1)^T \simeq \tau_3 \wedge \tau_4 + \tau_1 \wedge \tau_2,\end{aligned}$$

which correspond to a translation along the z -axis, a rotation around the z -axis, a translation in the xy -plane with an additional rotation around the z -axis and a screw motion along the z -axis, respectively, cf. (2.49). Note that the first three net displacements are simple ($\delta p_3 = (\tau_1 + \tau_2) \wedge (\tau_2 + \tau_4)$) while the last one is non-simple and corresponds to a combination of δp_1 and δp_2 .

Given each desired displacement δp_i , the corresponding optimal stroke solution to (2.51) $t \rightarrow \xi(t)$ is explicitly provided by Theorem 6. Then, the corresponding trajectory of the swimmer $t \rightarrow (c(t), R(t))$ is computed solving the first order dynamical system (2.36) numerically. The method can be validated by comparing the final displacement $(c(2\pi) - c(0), R(2\pi) - R(0))$ to $(\delta c, \delta R)$ given from δp_i .

4.3. ORDERS OF CONVERGENCE

For the convergence experiment, we have rescaled the net displacements with a parameter $\epsilon \in (10^{-1}, 1)$, which yields a corresponding optimal control curve ξ_ϵ . The preceding comparison of the final displacement is plotted with respect to the magnitude ϵ of the stroke in figure 3. We

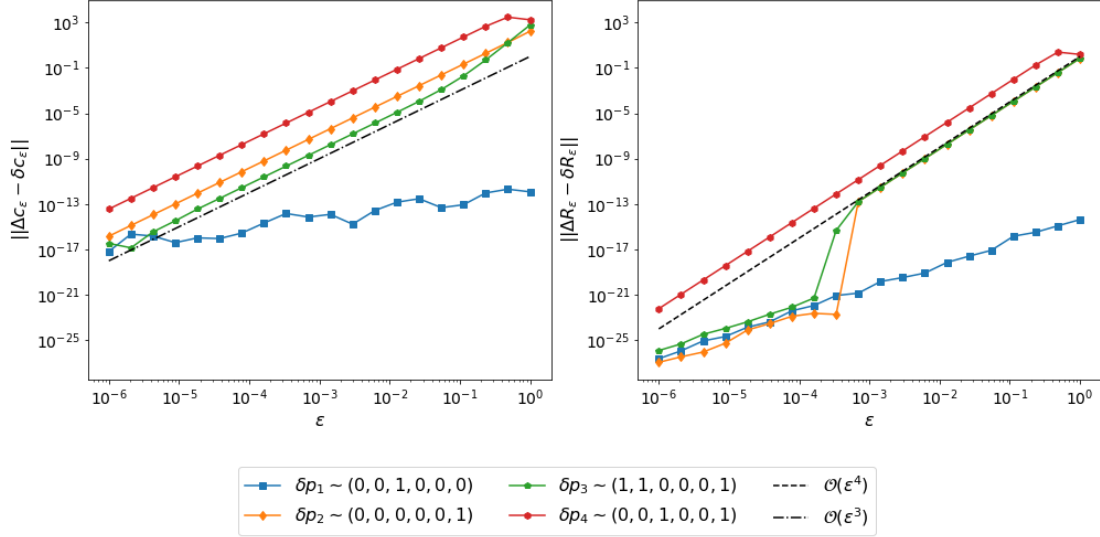


Figure 3: The numerical convergence behavior of the theoretical net displacement in Proposition 5 in both translation and rotation.

retrieve the convergence orders $\mathcal{O}(\epsilon^3)$ and $\mathcal{O}(\epsilon^4)$, respectively for the translational and rotational parts (see Proposition 5).

In the left picture that shows the error in translation, the predicted order of convergence is recovered except for the case δp_1 , where we observe that the computer accuracy is already reached from the beginning. In the right picture that gives the error in rotation, the right order of convergence is also recovered, together with the same behavior as before for the case δp_1 . We strikingly also observe a sudden increase of the accuracy for the cases corresponding to simple bivectors (δp_2 and δp_3) whereas the non-simple case does not show this kind of super-convergence. This would need further investigation to be explained.

4.4. TRAJECTORIES

Let us discuss the two trajectories associated with the simple displacements δp_1 and δp_2 rescaled by $\epsilon = 10^{-3}$ in order to be in the small displacement regime. The results are given in figures 4 and 5 respectively.

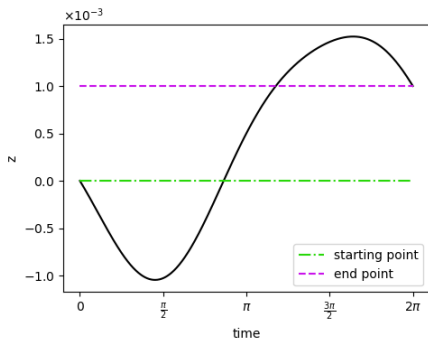


Figure 4: Trajectory of SPR4 associated with the optimal control curve realizing a net displacement proportional to δp_1 , i.e. a translation in z -direction.

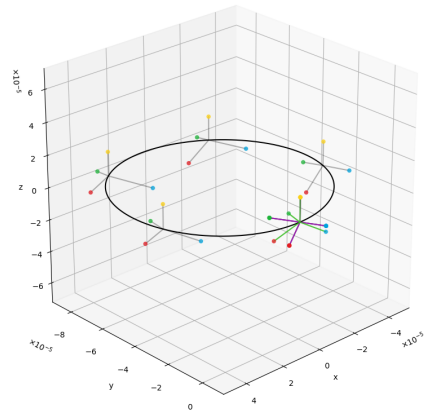


Figure 5: Trajectory of SPR4 associated with the optimal control curve realizing a net displacement proportional to δp_2 , i.e. a rotation around the z -axis. The initial and final positions are marked by neon green and purple arms, respectively.

In the first case, where we impose a vertical displacement without rotation, we observe that the swimmer only moves along the vertical axis and does not experience any rotation during the whole stroke. We have represented the z -coordinate of the swimmer: the final displacement is achieved, through a round trip trajectory, which is a classical behavior for this kind of systems. For the pure z -rotation case δp_2 , the picture shows a circular motion in the xy -plane of the swimmer that goes back to its initial position at the end of the stroke. As far as the rotation is concerned, we have represented the swimmer along the trajectory, magnifying the rotations to get a clearer picture. As expected, a pure z -rotation is clearly visible between the initial and final states. Both trajectories so far reflect the typical behavior of a Stokesian micro-swimmer (cf. [4]). Finally, the trajectory corresponding to a net displacement proportional to δp_3 is very similar and thus omitted.

More involved trajectories can also be obtained. As an example, we show in figure 6 the optimal trajectory found for a prescribed displacement $\delta p = (2, 2, 0, 0, 0, 1)$. We notice that this displacement is still simple, but nevertheless produces a non obvious optimal trajectory.

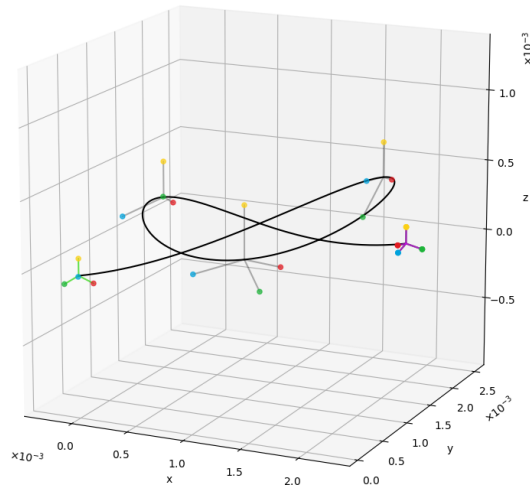


Figure 6: Trajectory of SPR4 associated with the optimal control curve realizing a net displacement proportional to $\delta p = (2, 2, 0, 0, 0, 1)$. The initial and final positions are marked by neon green and purple arms, respectively.

Let us now consider the non-simple net displacement δp_4 (screw motion along z) that we have again rescaled, this time by a factor 10^{-4} . Figure 7 shows the corresponding trajectory, which is exactly the superposition of the oscillation along the z -axis and the circular motion in the xy -plane corresponding to δp_1 and δp_2 .

As shown, the trajectory becomes quite more complicated for such imposed (non-simple) displacements. Notice also that there is no specific reason for the axis of the imposed rotation to be aligned with the translation. A general translation, in any direction, can be imposed together with a general rotation with any axis. In such a context, when the periodic stroke is applied several times, the artificial swimmer experiences an helical trajectory. This kind of helical trajectory has been heavily discussed in the literature and observed in real systems (see for instance [9], [20] and references therein).

4.5. A NON-UNIQUENESS RESULT

Let us finish this discussion with one of the most interesting features of the optimal control problem (2.51). Namely, the fact that for a certain class of prescribed net displacements, the corresponding optimal control curve is not unique. Those displacements are precisely the ones which are associated with a non-simple bivector whose orthogonal summands are of the same norm. Indeed, since there are infinitely many decompositions of such a bivector into the sum of

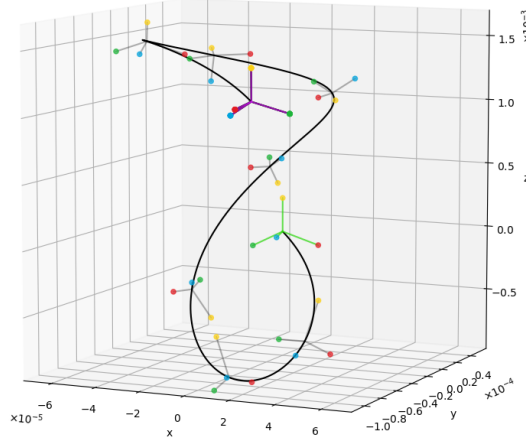


Figure 7: Trajectory of SPR4 associated with the optimal control curve realizing a net displacement proportional to δp_4 , i.e. a screw motion along the z -axis. The initial and final positions are marked by neon green and purple arms, respectively.

two orthogonal simple bivectors, Theorem 6 yields infinitely many optimal control curves in this special case.

A general construction of such decompositions is beyond the scope of this paper. However, let us consider the following basic example: consider a net displacement δp such that

$$\omega := \Lambda^{-1} \delta p \sim \tau_1 \wedge \tau_2 + \tau_3 \wedge \tau_4,$$

i.e. ω is proportional to the right-hand side. Then, we easily find a second decomposition of ω by hand. Indeed, one has for instance

$$\tau_1 \wedge \tau_2 + \tau_3 \wedge \tau_4 = \frac{1}{2}(\tau_1 + \tau_3) \wedge (\tau_2 + \tau_4) + \frac{1}{2}(\tau_1 - \tau_3) \wedge (\tau_2 - \tau_4).$$

This yields two distinct optimal control curves and thus two distinct trajectories for the swimmer SPR4, which are presented in figure 8. As one can see, the two trajectories are distinct, while the net displacement remains the same.

Notice that yet another decomposition (there exist infinitely many) is also possible such as

$$\tau_1 \wedge \tau_2 + \tau_3 \wedge \tau_4 = \frac{1}{2}(\tau_1 - \tau_4) \wedge (\tau_2 + \tau_3) + \frac{1}{2}(\tau_1 + \tau_4) \wedge (\tau_2 - \tau_3),$$

that would give another optimal control curve.

FINAL COMMENTS

The method described in this paper has been incorporated in a Python code from which the figures given before were computed. This code is available under the MIT license, in the GitLab of EPFL at the address <https://gitlab.epfl.ch/weder/spr>.

REFERENCES

- [1] A. A. Agrachev and Y. L. Sachkov, *Control Theory from the Geometric Viewpoint*. Springer Berlin Heidelberg, 2004.
- [2] F. Alouges, A. DeSimone, L. Heltai, A. Lefebvre-Lepot, and B. Merlet, “Optimally swimming stokesian robots,” *Discrete & Continuous Dynamical Systems - B*, vol. 18, no. 5, pp. 1189–1215, 2013. DOI: 10.3934/dcdsb.2013.18.1189.

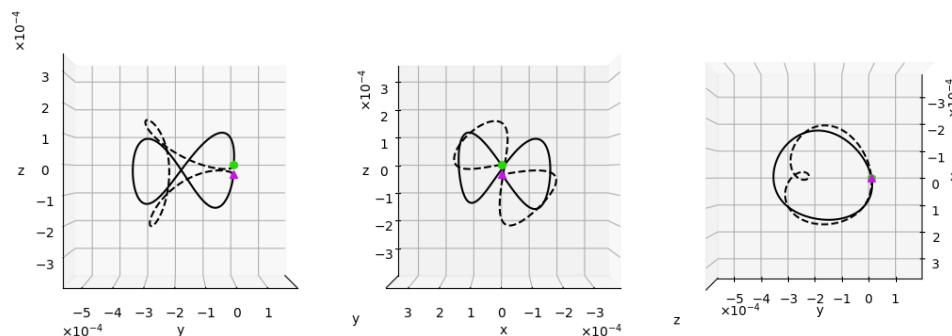


Figure 8: A case of non-unique optimal trajectories. Two trajectories are shown yielding to the same displacement and rotation δp such that $\Lambda^{-1}\delta p \sim \tau_1 \wedge \tau_2 + \tau_3 \wedge \tau_4$, one in solid line, and the other in dotted line. The three picture correspond respectively to the front, side and top views of those two trajectories.

- [3] F. Alouges, A. DeSimone, and A. Lefebvre, “Optimal strokes for low Reynolds number swimmers: An example,” *J. Nonlinear Sci.*, vol. 18, no. 3, pp. 277–302, 2008. DOI: 10.1007/s00332-007-9013-7.
- [4] F. Alouges and G. DiFratta, “Parking 3-sphere swimmer: II. the long-arm asymptotic regime,” *The European Physical Journal E*, vol. 43, no. 2, 2020. DOI: 10.1140/epje/i2020-11932-5.
- [5] —, “Parking 3-sphere swimmer. i. energy minimizing strokes,” Sep. 2017. DOI: 10.31219/osf.io/7sfbj.
- [6] A. Arsenovic, H. Hadfield, E. Wieser, R. Kern, and The Pygae Team, *Pygae/clifford: V1.3.1*, 2020. DOI: 10.5281/ZENODO.3874239.
- [7] J. E. Avron, O. Gat, and O. Kenneth, “Optimal swimming at low Reynolds numbers,” *Physical Review Letters*, vol. 93, no. 18, 2004. DOI: 10.1103/physrevlett.93.186001.
- [8] B. Bonnard, M. Chyba, and J. Rouot, *Geometric and Numerical Optimal Control: Application to Swimming at Low Reynolds Number and Magnetic Resonance Imaging*, ser. Springer-Briefs in Mathematics. Springer Berlin Heidelberg, 2018.
- [9] G. Cicconofri and A. DeSimone, “Modelling biological and bio-inspired swimming at microscopic scales: Recent results and perspectives,” *Computers & Fluids*, vol. 179, pp. 799–805, 2019, ISSN: 0045-7930. DOI: <https://doi.org/10.1016/j.compfluid.2018.07.020>. [Online]. Available: <https://www.sciencedirect.com/science/article/pii/S0045793018304249>.
- [10] R. Dreyfus, J. Baudry, and H. A. Stone, “Purcell’s “rotator”: Mechanical rotation at low Reynolds number,” *The European Physical Journal B: Condensed Matter and Complex Systems*, vol. 47, no. 1, pp. 161–164, 2005.
- [11] G. Gompper, R. Winkler, T. Speck, A. Solon, C. Nardini, F. Peruani, H. Löwen, R. Golestanian, U. Kaupp, L. Alvarez, T. Kiørboe, E. Lauga, W. Poon, A. DeSimone, F. Cichos, A. Fischer, S. Muiños-Landin, N. Söker, R. Kapral, P. Gaspard, M. Ripoll, F. Sagues, J. Yeomans, A. Doostmohammadi, I. Aranson, C. Bechinger, H. Stark, C. Hemelrijk, F. Nedelec, T. Sarkar, G. Duclos, T. Aryaksama, M. Lacroix, V. Yashunsky, P. Silberzan, M. Arroyo, and S. Kale, “The 2020 motile active matter roadmap,” *J. Phys.: Condens. Matter*, vol. 32, 2020.
- [12] B. C. Hall, *Lie Groups, Lie Algebras, and Representations*. Springer International Publishing, 2015. DOI: 10.1007/978-3-319-13467-3.
- [13] H. Kielhöfer, *Calculus of Variations*. Springer International Publishing, 2018. DOI: 10.1007/978-3-319-71123-2.
- [14] E. Lauga and T. R. Powers, “The hydrodynamics of swimming microorganisms,” *Reports on Progress in Physics*, vol. 72, no. 9, 2009.

- [15] M. J. Lighthill, “On the squirming motion of nearly spherical deformable bodies through liquids at very small Reynolds numbers,” *Communications on Pure and Applied Mathematics*, vol. 5, no. 2, pp. 109–118, May 1952. DOI: 10.1002/cpa.3160050201.
- [16] J. Lohéac and A. Munnier, “Controllability of 3D low Reynolds swimmers,” *ESAIM: Control, Optimisation and Calculus of Variations*, vol. 20, no. 1, pp. 236–268, 2014.
- [17] P. Lounesto, *Clifford Algebras and Spinors*. Cambridge University Press, Jun. 15, 2006, 352 pp., ISBN: 0521005515. [Online]. Available: https://www.ebook.de/de/product/2991827/pertti_lounesto_clifford_algebras_and_spinors.html.
- [18] A. Najafi and R. Golestanian, “Simple swimmer at low Reynolds number: Three linked spheres,” *Physical Review E*, vol. 69, no. 6, 2004. DOI: 10.1103/physreve.69.062901.
- [19] E. M. Purcell, “Life at low Reynolds number,” *American Journal of Physics*, vol. 45, no. 1, pp. 3–11, 1977. DOI: 10.1119/1.10903.
- [20] M. Rossi, G. Cicconofri, A. Beran, G. Noselli, and A. DeSimone, “Kinematics of flagellar swimming in euglena gracilis: Helical trajectories and flagellar shapes,” *PNAS*, vol. 114(50), pp. 13 085–13 090, 2017.